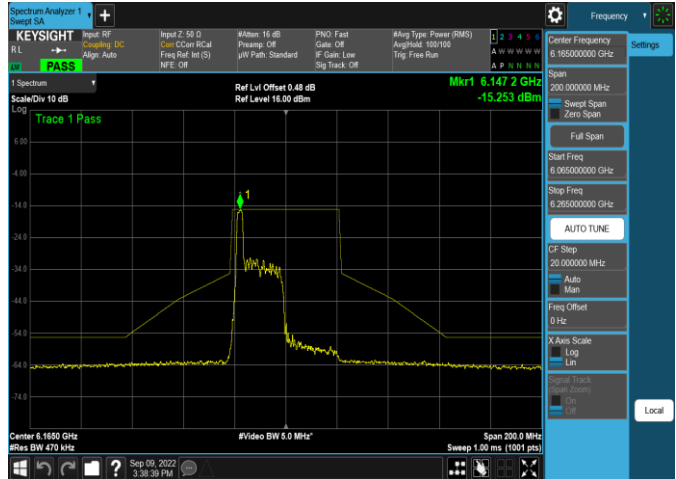
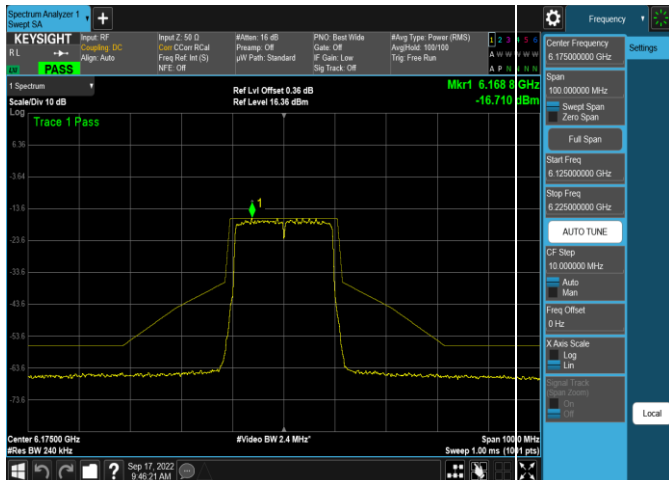


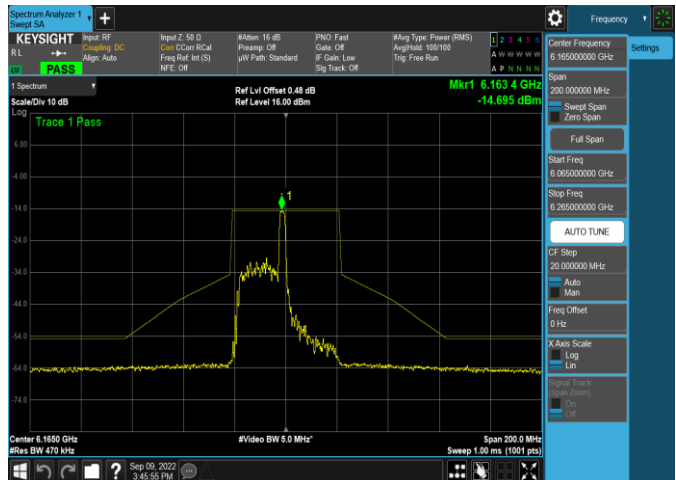
Plot 7-519. In-Band Emission Plot SDM Antenna 4a (20MHz 802.11ax RU242 (UNII Band 5) – Ch. 45)



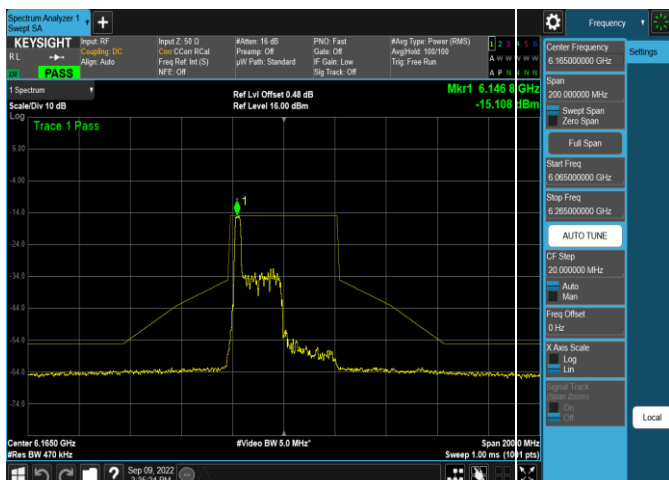
Plot 7-522. In-Band Emission Plot SDM Antenna 4a (40MHz 802.11ax RU26 (UNII Band 5) – Ch. 43)



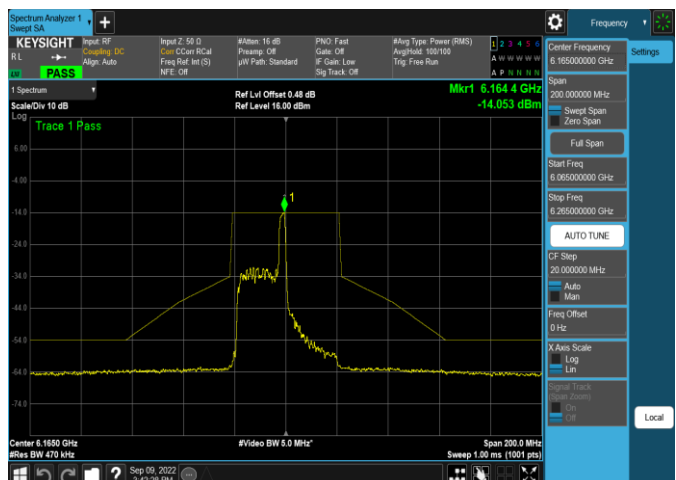
Plot 7-520. In-Band Emission Plot SDM Antenna 5b (20MHz 802.11ax RU242 (UNII Band 5) – Ch. 45)



Plot 7-523. In-Band Emission Plot SDM Antenna 5b (40MHz 802.11ax RU26 (UNII Band 5) – Ch. 43)

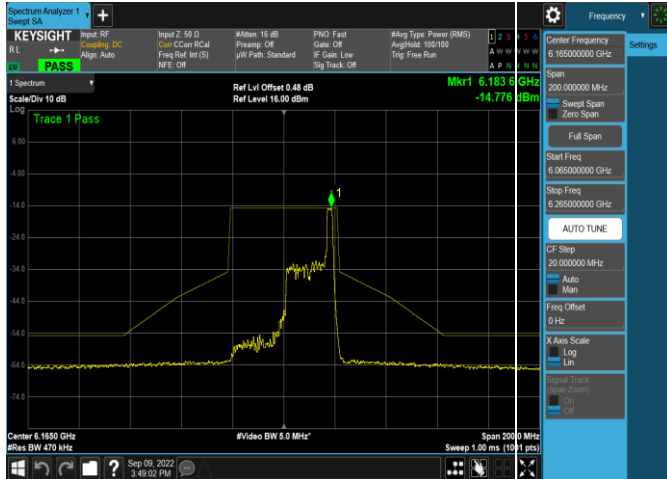


Plot 7-521. In-Band Emission Plot SDM Antenna 5b (40MHz 802.11ax RU26 (UNII Band 5) – Ch. 43)

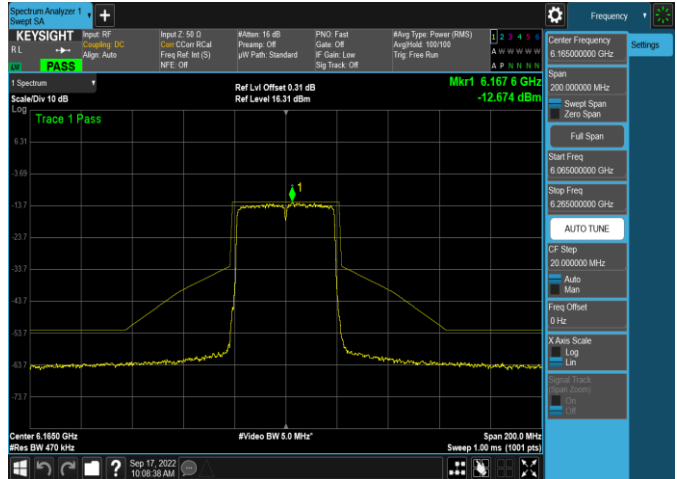


Plot 7-524. In-Band Emission Plot SDM Antenna 4a (40MHz 802.11ax RU26 (UNII Band 5) – Ch. 43)

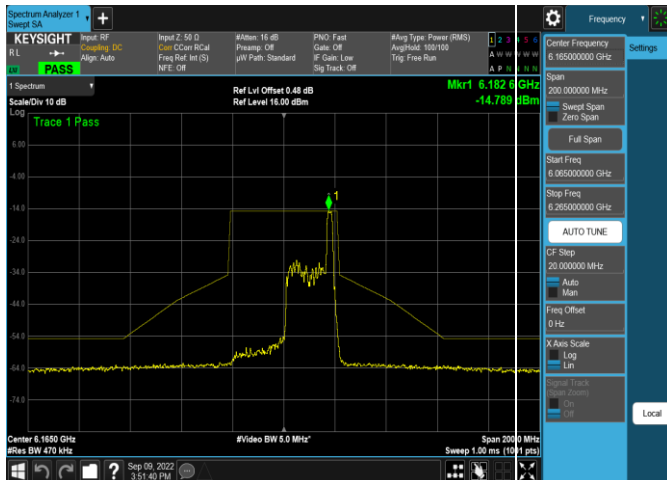
FCC ID: BCGA2764 IC: 579C-A2764		MEASUREMENT REPORT (CERTIFICATION)	Approved by: Technical Manager
Test Report S/N: 1C2205090028-22-R4.BCG	Test Dates: 5/30/2022 - 9/16/2022	EUT Type: Tablet Device	Page 140 of 324



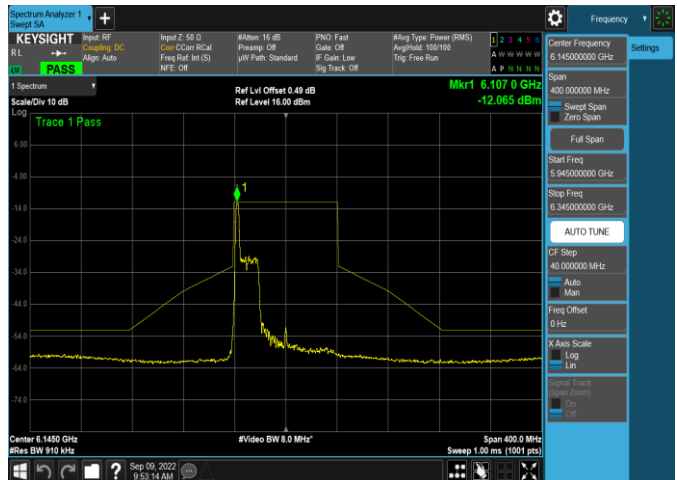
Plot 7-525. In-Band Emission Plot SDM Antenna 5b (40MHz 802.11ax RU26 (UNII Band 5) – Ch. 43)



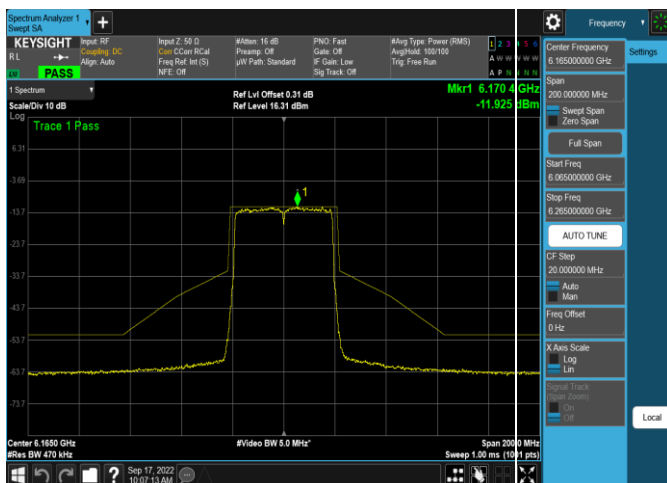
Plot 7-528. In-Band Emission Plot SDM Antenna 4a (40MHz 802.11ax RU484 (UNII Band 5) – Ch. 43)



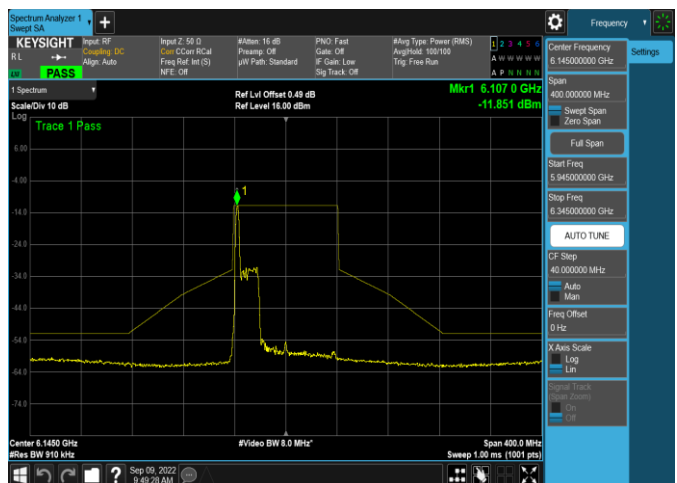
Plot 7-526. In-Band Emission Plot SDM Antenna 4a (40MHz 802.11ax RU26 (UNII Band 5) – Ch. 43)



Plot 7-529. In-Band Emission Plot SDM Antenna 5b (80MHz 802.11ax RU26 (UNII Band 5) – Ch. 39)

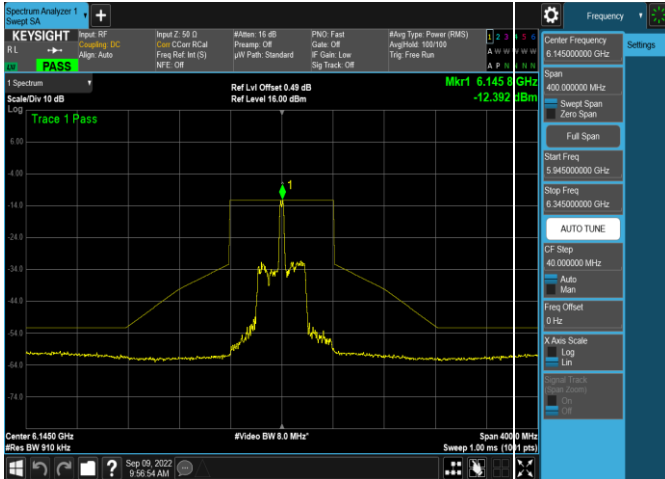


Plot 7-527. In-Band Emission Plot SDM Antenna 5b (40MHz 802.11ax RU484 (UNII Band 5) – Ch. 43)

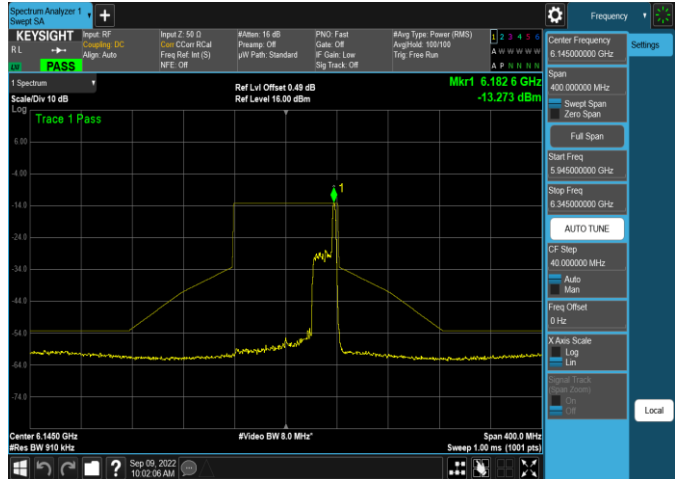


Plot 7-530. In-Band Emission Plot SDM Antenna 4a (80MHz 802.11ax RU26 (UNII Band 5) – Ch. 39)

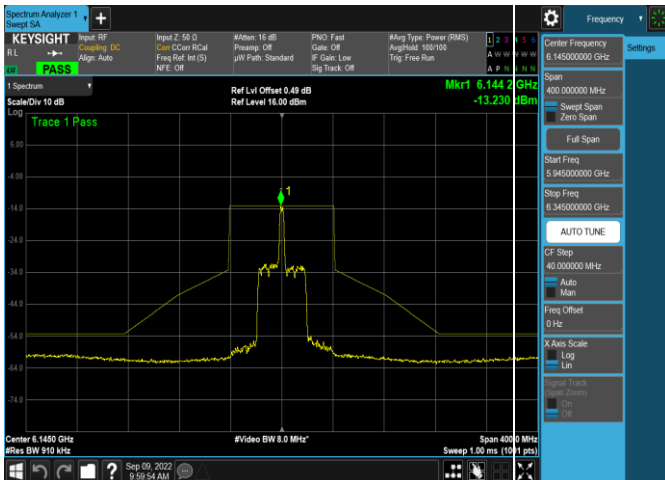
FCC ID: BCGA2764 IC: 579C-A2764		MEASUREMENT REPORT (CERTIFICATION)	Approved by: Technical Manager
Test Report S/N: 1C2205090028-22-R4.BCG	Test Dates: 5/30/2022 - 9/16/2022	EUT Type: Tablet Device	Page 141 of 324



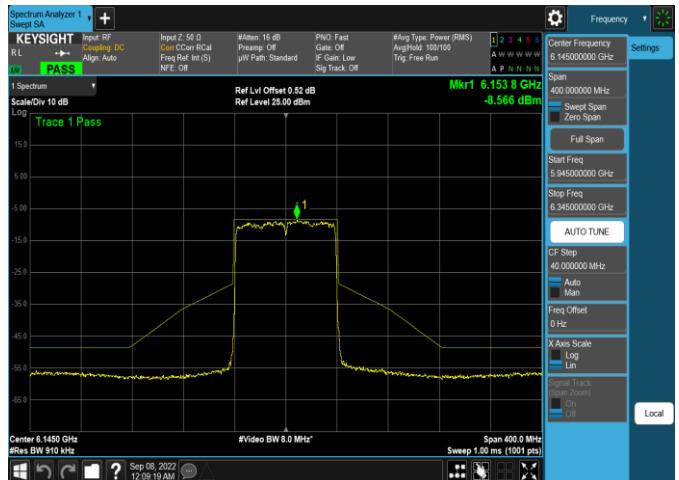
Plot 7-531. In-Band Emission Plot SDM Antenna 5b (80MHz 802.11ax RU26 (UNII Band 5) – Ch. 39)



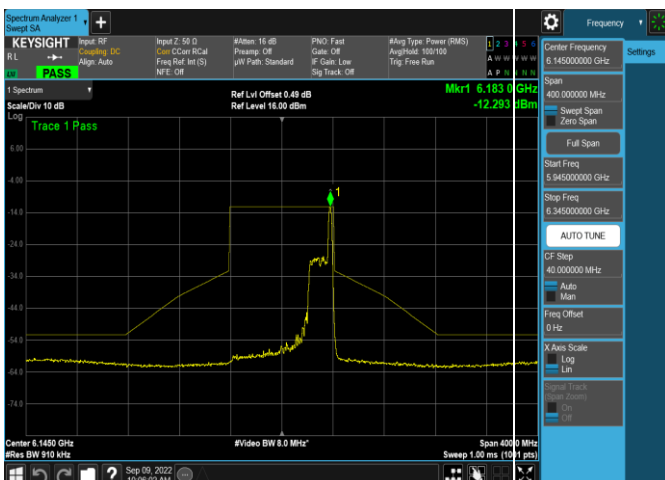
Plot 7-534. In-Band Emission Plot SDM Antenna 4a (80MHz 802.11ax RU26 (UNII Band 5) – Ch. 39)



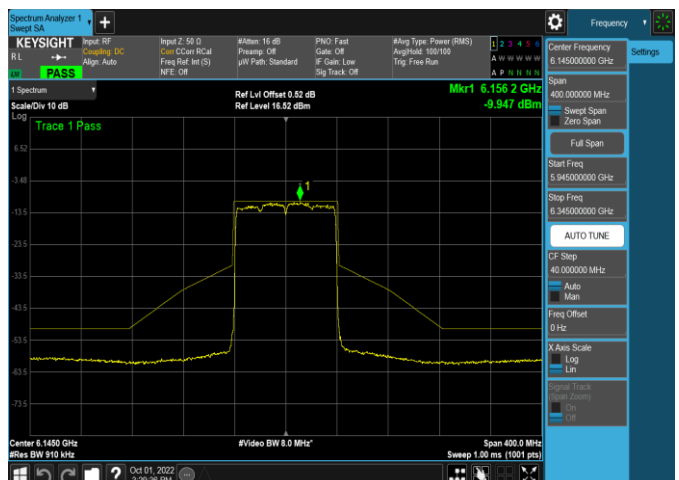
Plot 7-532. In-Band Emission Plot SDM Antenna 4a (80MHz 802.11ax RU26 (UNII Band 5) – Ch. 39)



Plot 7-535. In-Band Emission Plot SDM Antenna 5b (80MHz 802.11ax RU996 (UNII Band 5) – Ch. 39)

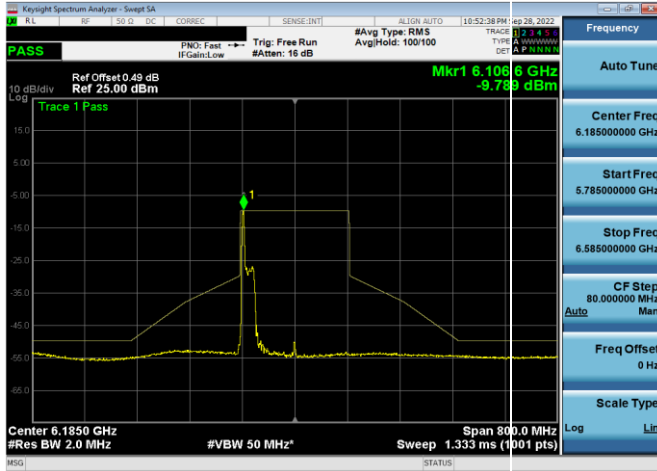


Plot 7-533. In-Band Emission Plot SDM Antenna 5b (80MHz 802.11ax RU26 (UNII Band 5) – Ch. 39)

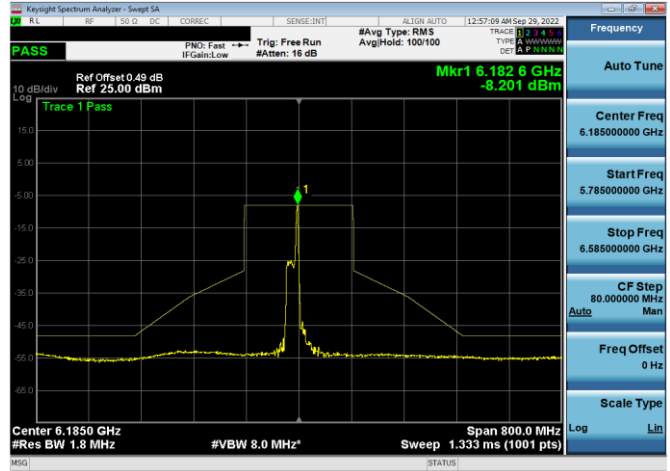


Plot 7-536. In-Band Emission Plot SDM Antenna 4a (80MHz 802.11ax RU996 (UNII Band 5) – Ch. 39)

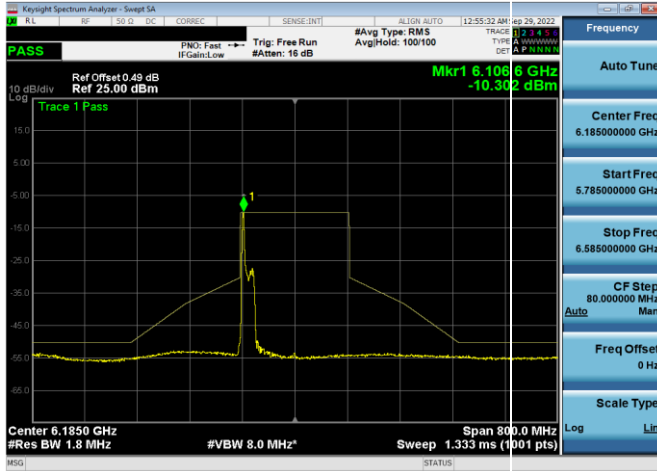
FCC ID: BCGA2764 IC: 579C-A2764		MEASUREMENT REPORT (CERTIFICATION)	Approved by: Technical Manager
Test Report S/N: 1C2205090028-22-R4.BCG	Test Dates: 5/30/2022 - 9/16/2022	EUT Type: Tablet Device	Page 142 of 324



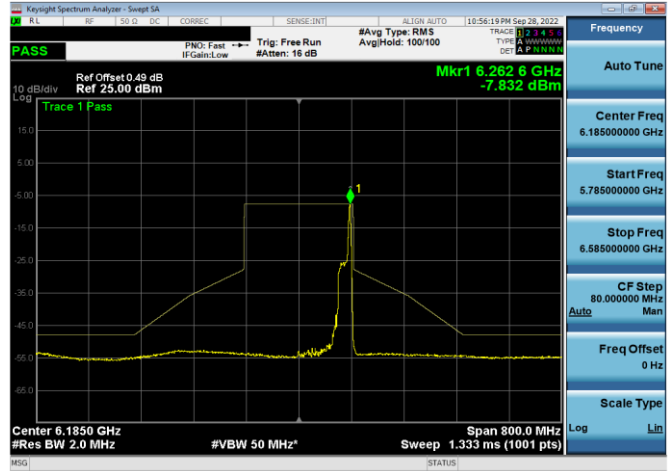
Plot 7-537. In-Band Emission Plot SDM Antenna 5b (160MHz 802.11x RU26 (UNII Band 5) – Ch. 47)



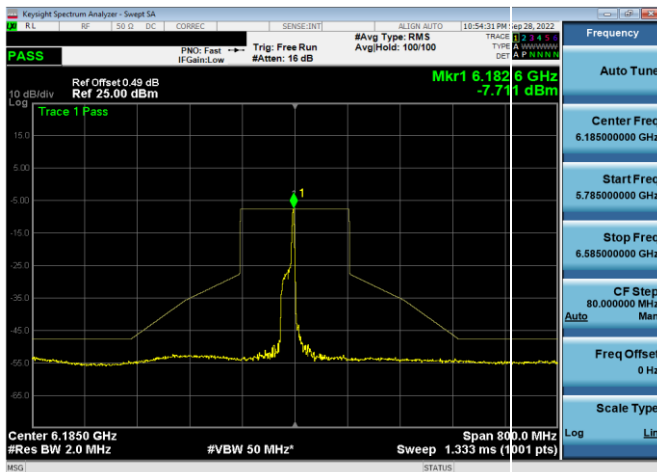
Plot 7-540. In-Band Emission Plot SDM Antenna 4a (160MHz 802.11x RU26 (UNII Band 5) – Ch. 47)



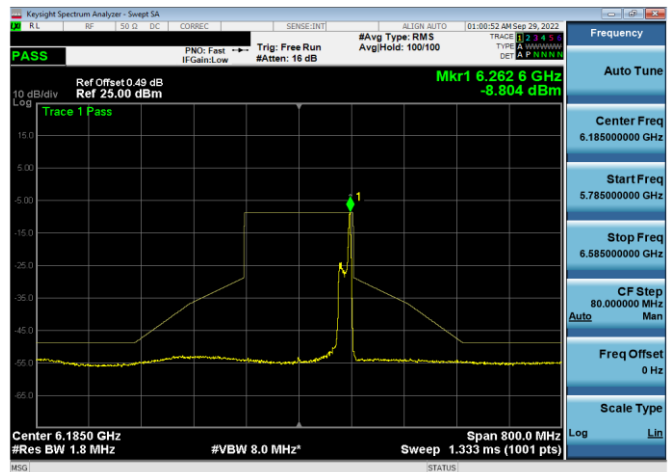
Plot 7-538. In-Band Emission Plot SDM Antenna 4a (160MHz 802.11x RU26 (UNII Band 5) – Ch. 47)



Plot 7-541. In-Band Emission Plot SDM Antenna 5b (160MHz 802.11x RU26 (UNII Band 5) – Ch. 47)

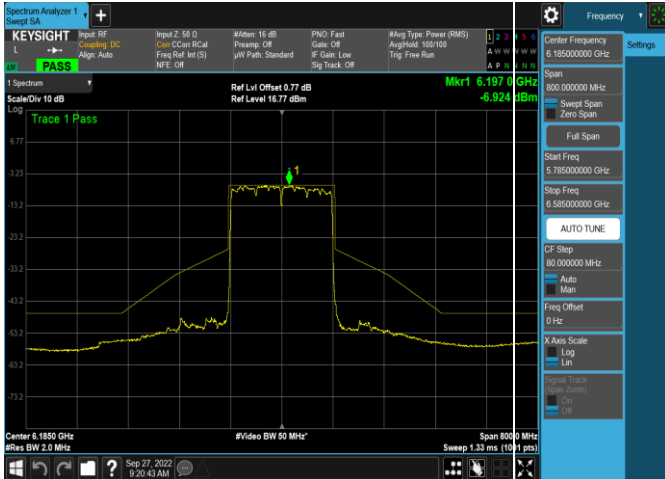


Plot 7-539. In-Band Emission Plot SDM Antenna 5b (160MHz 802.11x RU26 (UNII Band 5) – Ch. 47)

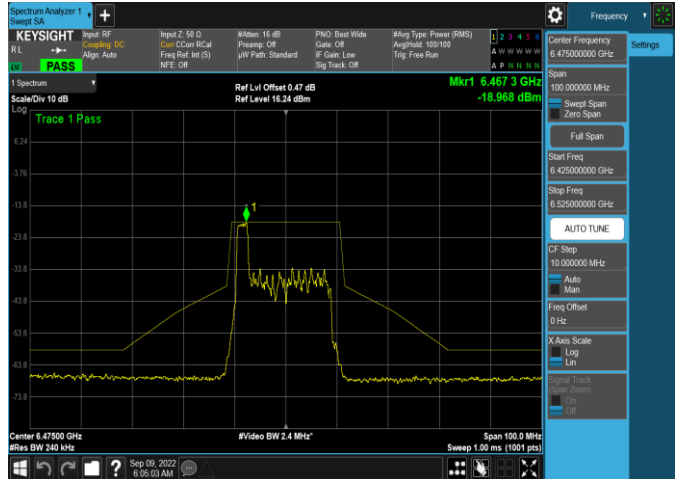


Plot 7-542. In-Band Emission Plot SDM Antenna 4a (160MHz 802.11x RU26 (UNII Band 5) – Ch. 47)

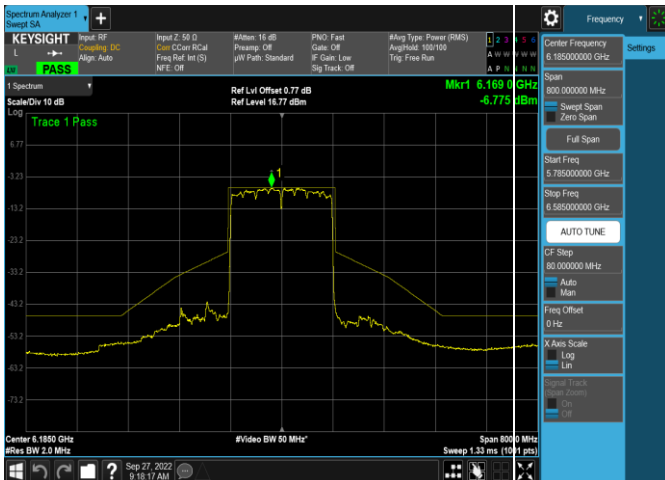
FCC ID: BCGA2764 IC: 579C-A2764		MEASUREMENT REPORT (CERTIFICATION)	Approved by: Technical Manager
Test Report S/N: 1C2205090028-22-R4.BCG			Test Dates: 5/30/2022 - 9/16/2022



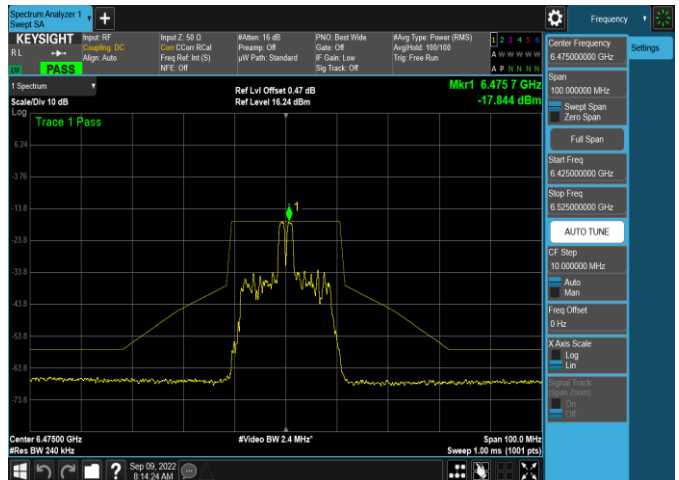
Plot 7-543. In-Band Emission Plot SDM Antenna 5b (160MHz 802.11ax RU996x2 (UNII Band 5) – Ch. 47)



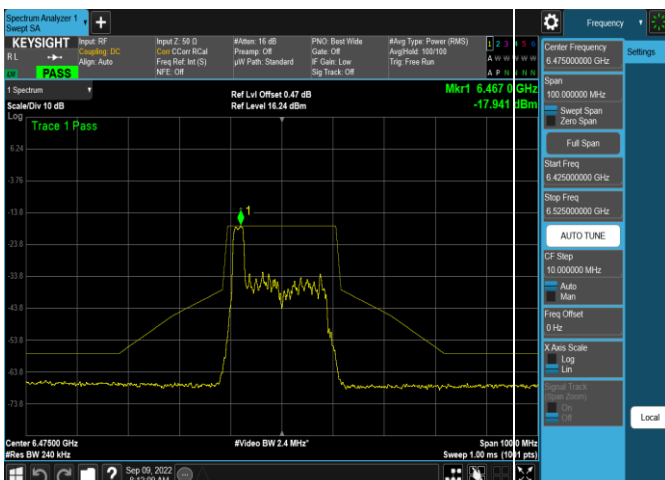
Plot 7-546. In-Band Emission Plot SDM Antenna 4a (20MHz 802.11ax RU26 (UNII Band 6) – Ch. 105)



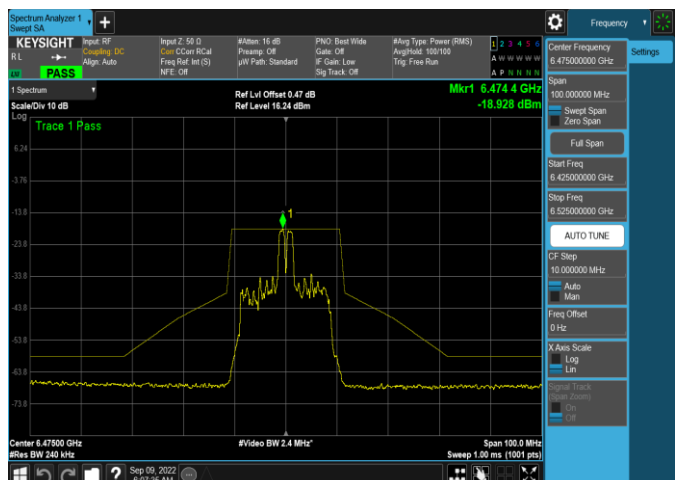
Plot 7-544. In-Band Emission Plot SDM Antenna 4a (160MHz 802.11ax RU996x2 (UNII Band 5) – Ch. 47)



Plot 7-547. In-Band Emission Plot SDM Antenna 5b (20MHz 802.11ax RU26 (UNII Band 6) – Ch. 105)

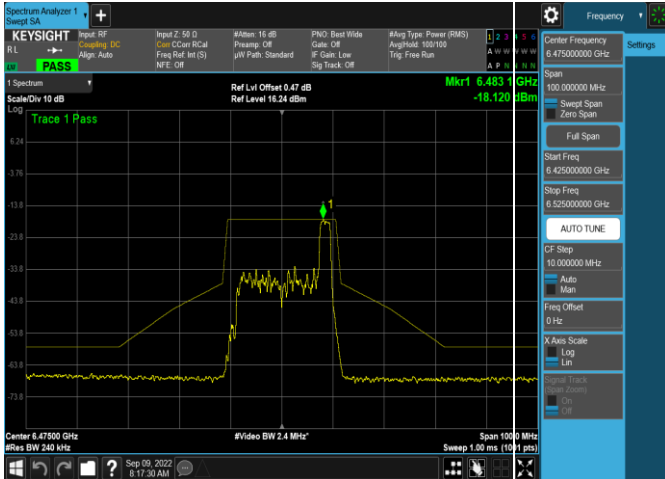


Plot 7-545. In-Band Emission Plot SDM Antenna 5b (20MHz 802.11ax RU26 (UNII Band 6) – Ch. 105)

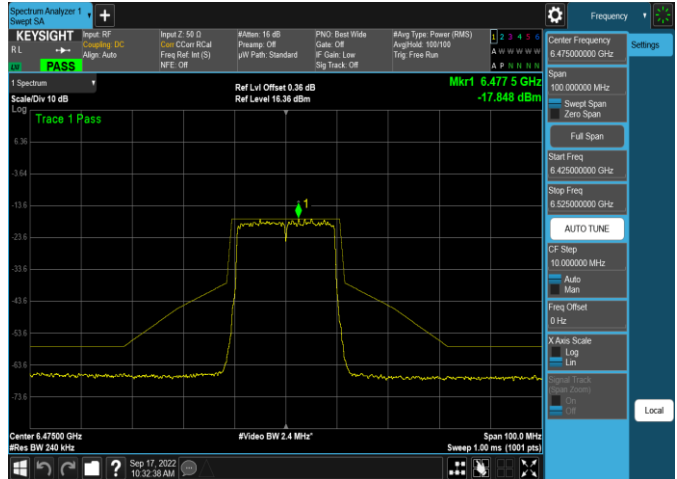


Plot 7-548. In-Band Emission Plot SDM Antenna 4a (20MHz 802.11ax RU26 (UNII Band 6) – Ch. 105)

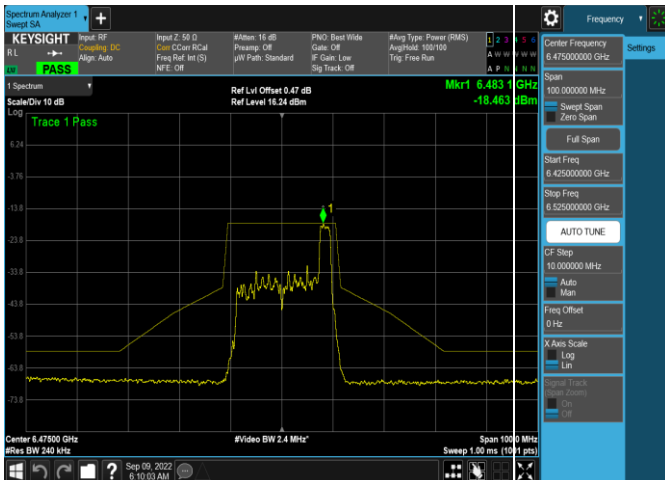
FCC ID: BCGA2764 IC: 579C-A2764		MEASUREMENT REPORT (CERTIFICATION)	Approved by: Technical Manager
Test Report S/N: 1C2205090028-22-R4.BCG	Test Dates: 5/30/2022 - 9/16/2022	EUT Type: Tablet Device	Page 144 of 324



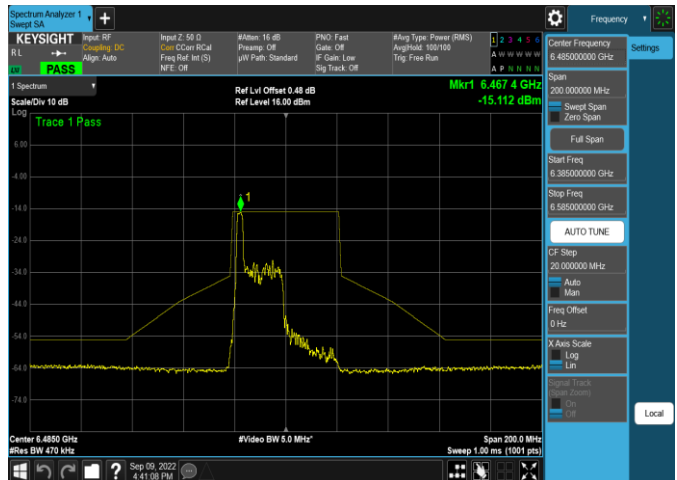
Plot 7-549. In-Band Emission Plot SDM Antenna 5b (20MHz 802.11ax RU26 (UNII Band 6) – Ch. 105)



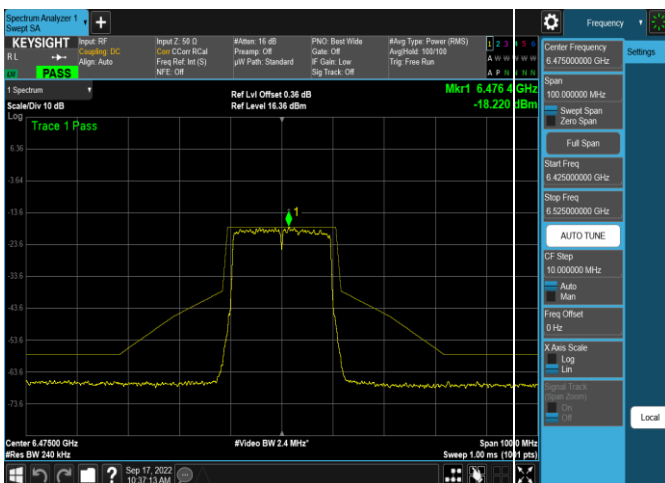
Plot 7-552. In-Band Emission Plot SDM Antenna 4a (20MHz 802.11ax RU242 (UNII Band 6) – Ch. 105)



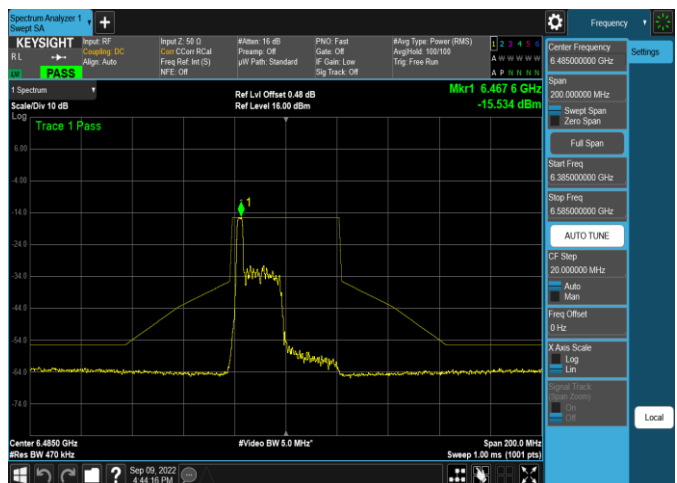
Plot 7-550. In-Band Emission Plot SDM Antenna 4a (20MHz 802.11ax RU26 (UNII Band 6) – Ch. 105)



Plot 7-553. In-Band Emission Plot SDM Antenna 5b (40MHz 802.11ax RU26 (UNII Band 6) – Ch. 107)

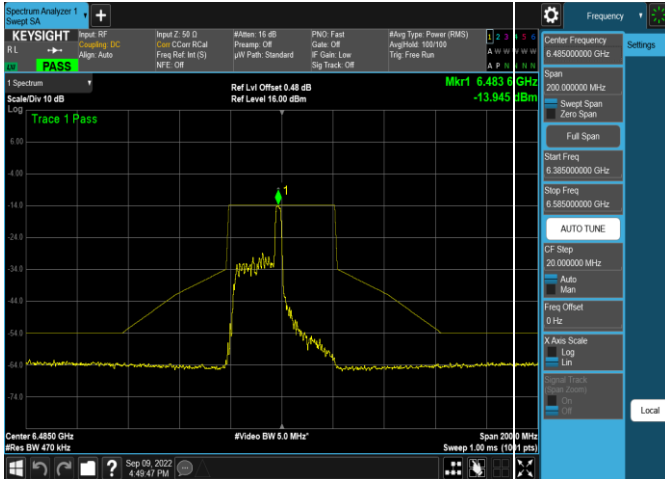


Plot 7-551. In-Band Emission Plot SDM Antenna 5b (20MHz 802.11ax RU242 (UNII Band 6) – Ch. 105)

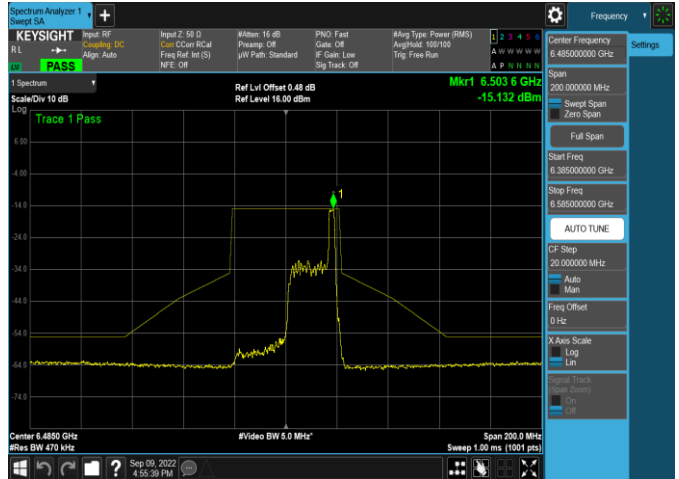


Plot 7-554. In-Band Emission Plot SDM Antenna 4a (40MHz 802.11ax RU26 (UNII Band 6) – Ch. 107)

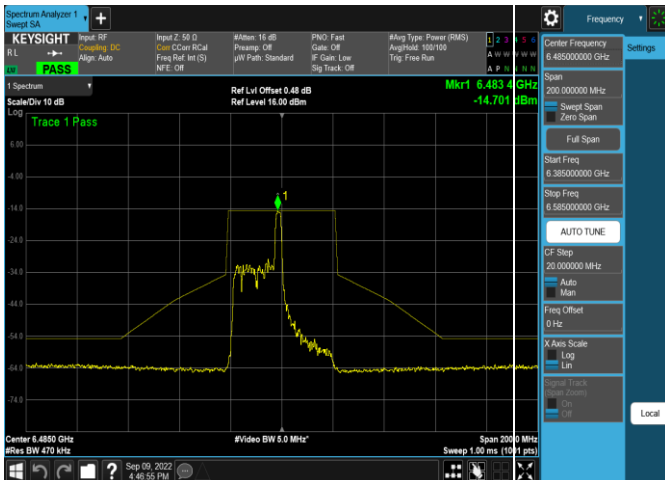
FCC ID: BCGA2764 IC: 579C-A2764		<b>MEASUREMENT REPORT (CERTIFICATION)</b>	Approved by: Technical Manager
Test Report S/N: 1C2205090028-22-R4.BCG			Test Dates: 5/30/2022 - 9/16/2022



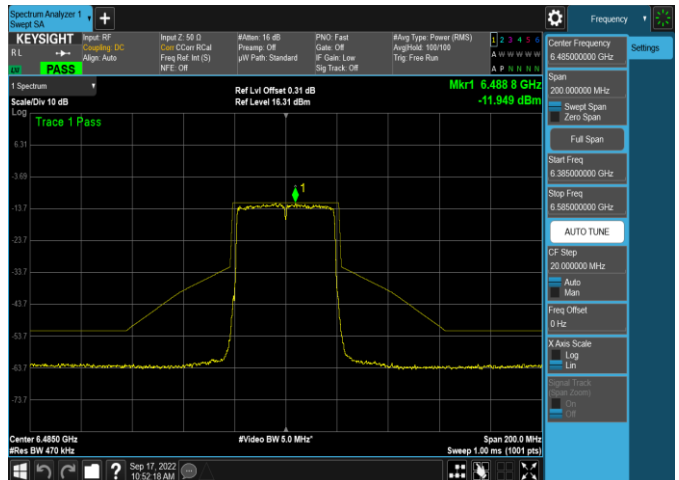
Plot 7-555. In-Band Emission Plot SDM Antenna 5b (40MHz 802.11ax RU26 (UNII Band 6) – Ch. 107)



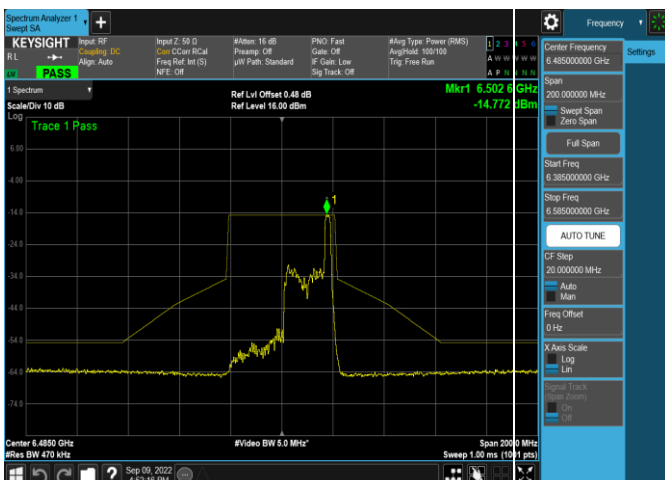
Plot 7-558. In-Band Emission Plot SDM Antenna 4a (40MHz 802.11ax RU26 (UNII Band 6) – Ch. 107)



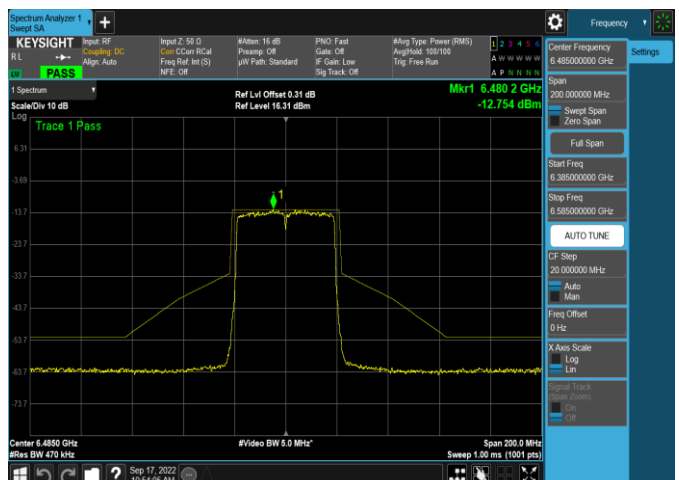
Plot 7-556. In-Band Emission Plot SDM Antenna 4a (40MHz 802.11ax RU26 (UNII Band 6) – Ch. 107)



Plot 7-559. In-Band Emission Plot SDM Antenna 5b (40MHz 802.11ax RU484 (UNII Band 6) – Ch. 107)



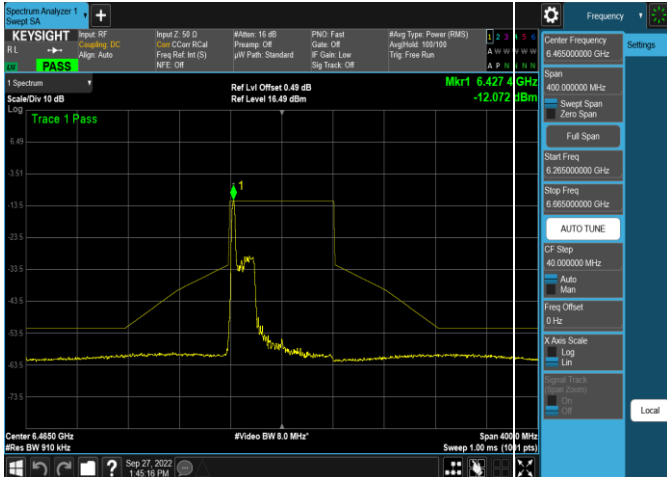
Plot 7-557. In-Band Emission Plot SDM Antenna 5b (40MHz 802.11ax RU26 (UNII Band 6) – Ch. 107)



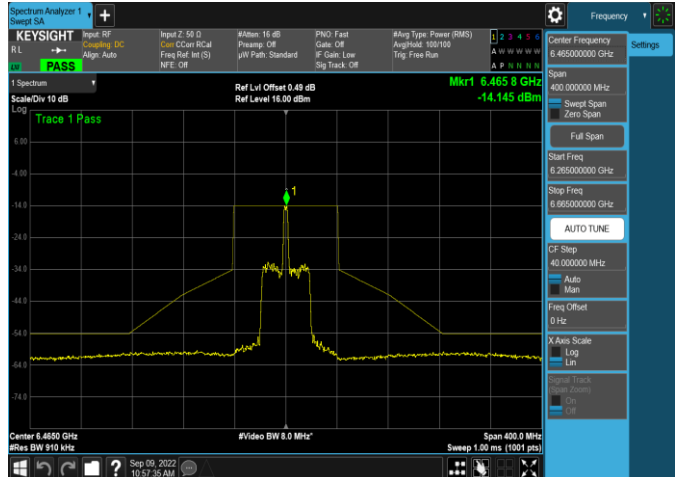
Plot 7-560. In-Band Emission Plot SDM Antenna 4a (40MHz 802.11ax RU484 (UNII Band 6) – Ch. 107)

FCC ID: BCGA2764 IC: 579C-A2764		MEASUREMENT REPORT (CERTIFICATION)	Approved by: Technical Manager
Test Report S/N: 1C2205090028-22-R4.BCG	Test Dates: 5/30/2022 - 9/16/2022	EUT Type: Tablet Device	Page 146 of 324

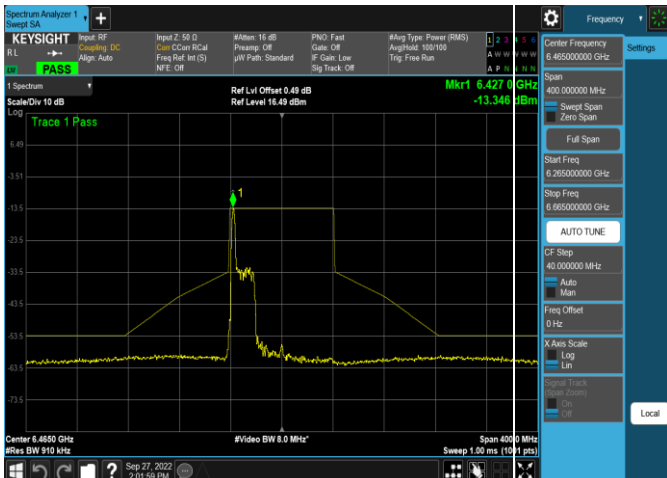




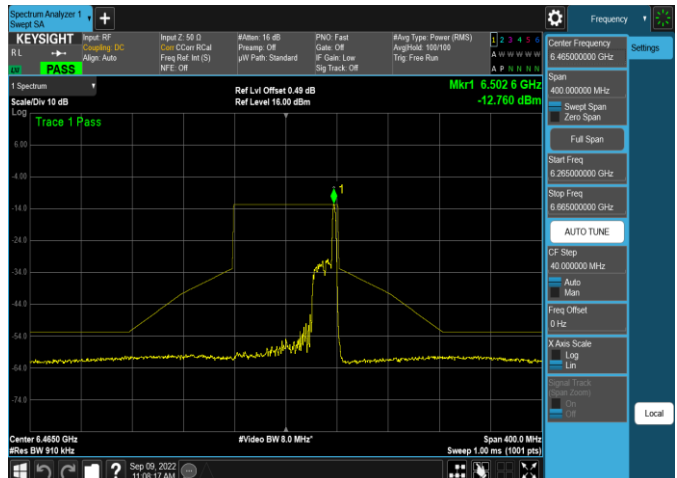
Plot 7-561. In-Band Emission Plot SDM Antenna 5b (80MHz 802.11ax RU26 (UNII Band 6) – Ch. 103)



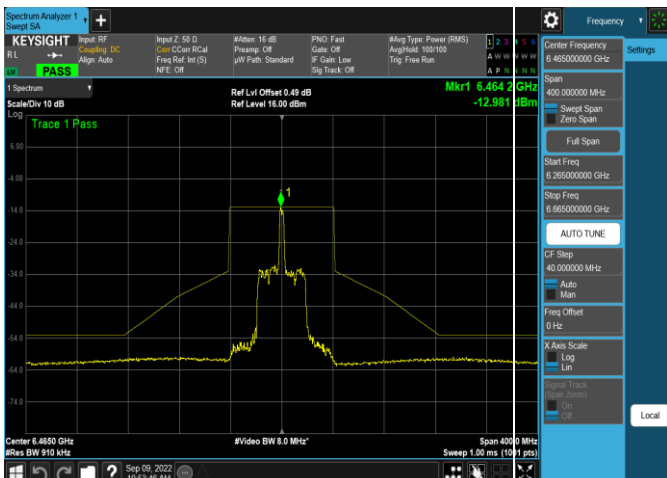
Plot 7-564. In-Band Emission Plot SDM Antenna 4a (80MHz 802.11ax RU26 (UNII Band 6) – Ch. 103)



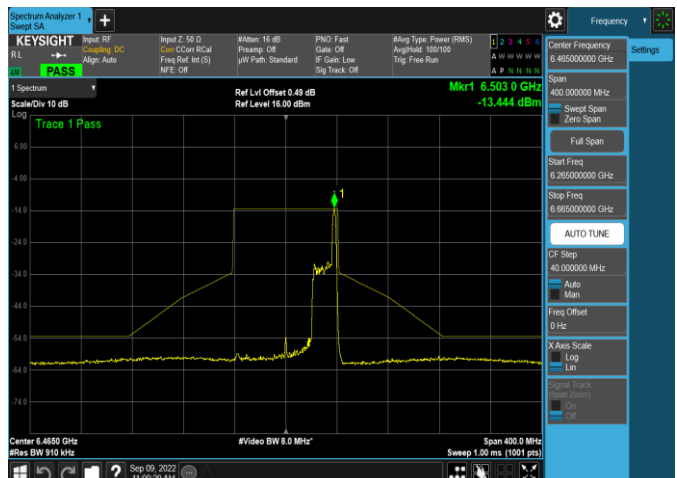
Plot 7-562. In-Band Emission Plot SDM Antenna 4a (80MHz 802.11ax RU26 (UNII Band 6) – Ch. 103)



Plot 7-565. In-Band Emission Plot SDM Antenna 5b (80MHz 802.11ax RU26 (UNII Band 6) – Ch. 103)



Plot 7-563. In-Band Emission Plot SDM Antenna 5b (80MHz 802.11ax RU26 (UNII Band 6) – Ch. 103)



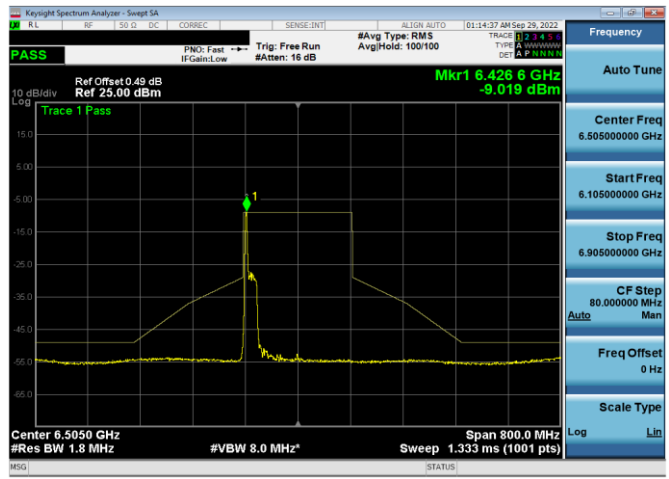
Plot 7-566. In-Band Emission Plot SDM Antenna 4a (80MHz 802.11ax RU26 (UNII Band 6) – Ch. 103)

FCC ID: BCGA2764 IC: 579C-A2764		MEASUREMENT REPORT (CERTIFICATION)	Approved by: Technical Manager
Test Report S/N: 1C2205090028-22-R4.BCG	Test Dates: 5/30/2022 - 9/16/2022	EUT Type: Tablet Device	Page 147 of 324

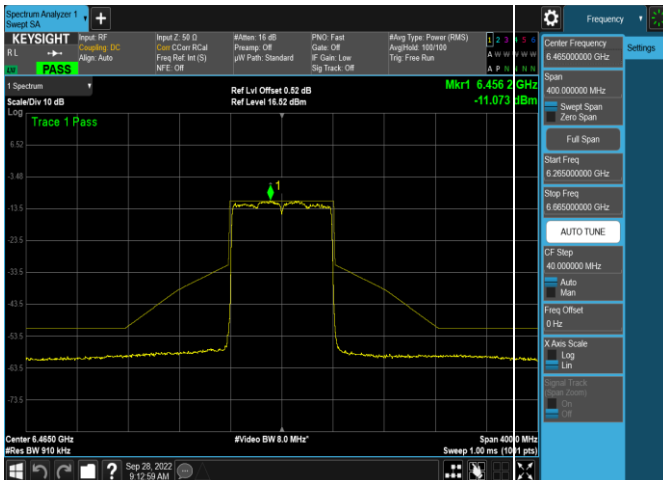




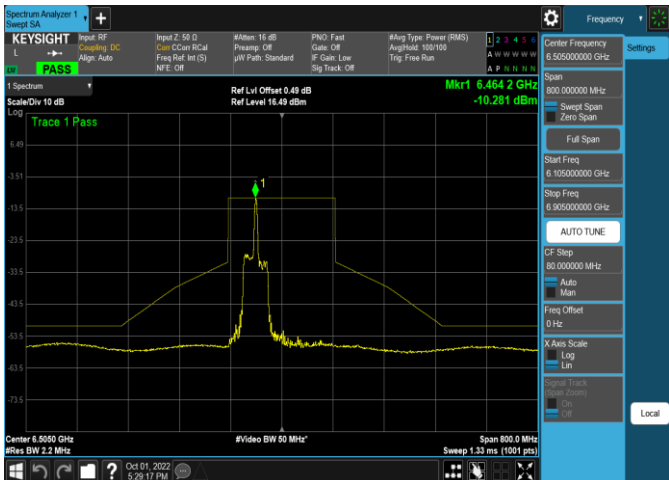
Plot 7-567. In-Band Emission Plot SDM Antenna 5b (80MHz 802.11ax RU996 (UNII Band 6) – Ch. 103)



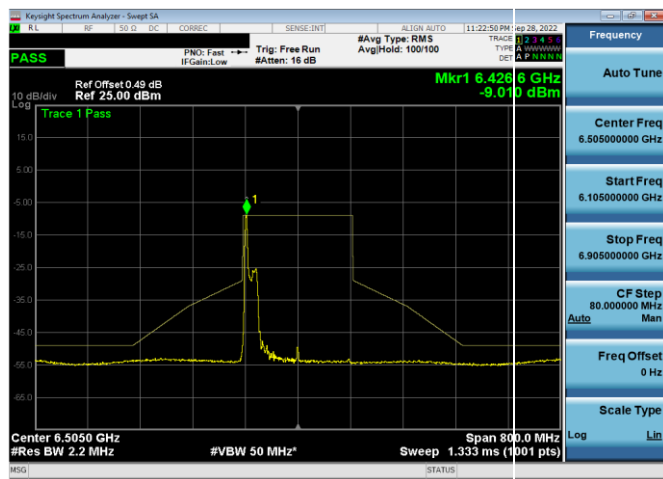
Plot 7-570. In-Band Emission Plot SDM Antenna 4a (160MHz 802.11ax RU26 (UNII Band 6) – Ch. 111)



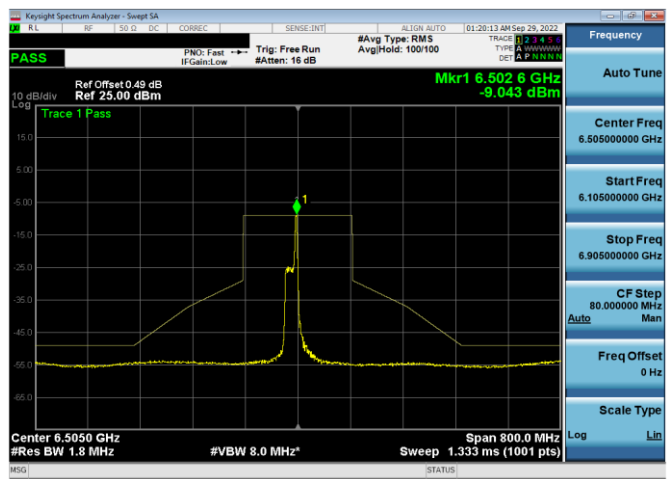
Plot 7-568. In-Band Emission Plot SDM Antenna 4a (80MHz 802.11ax RU996 (UNII Band 6) – Ch. 103)



Plot 7-571. In-Band Emission Plot SDM Antenna 5b (160MHz 802.11ax RU26 (UNII Band 6) – Ch. 111)

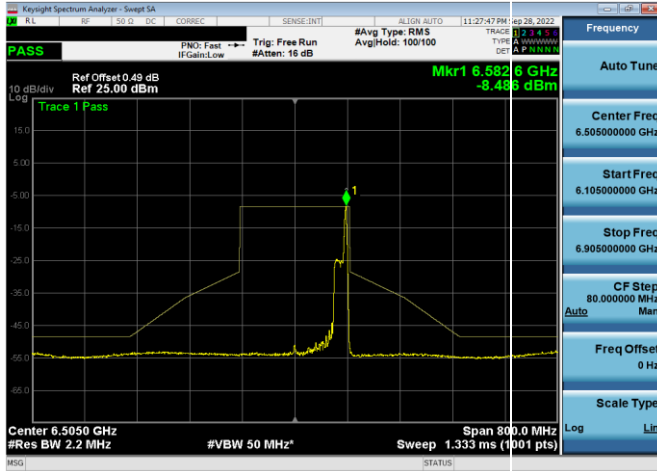


Plot 7-569. In-Band Emission Plot SDM Antenna 5b (160MHz 802.11ax RU26 (UNII Band 6) – Ch. 111)

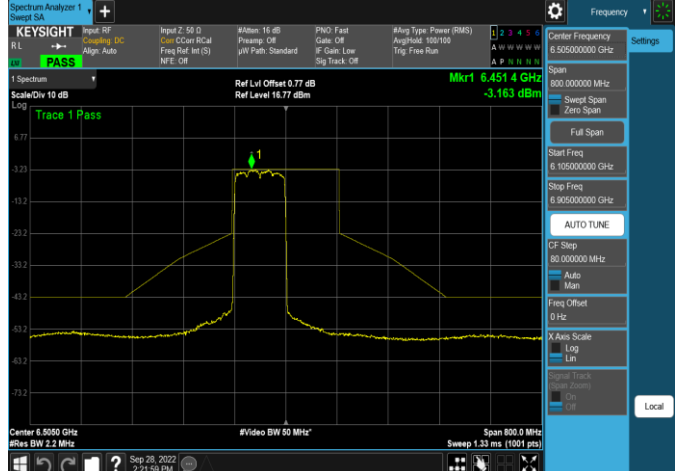


Plot 7-572. In-Band Emission Plot SDM Antenna 4a (160MHz 802.11ax RU26 (UNII Band 6) – Ch. 111)

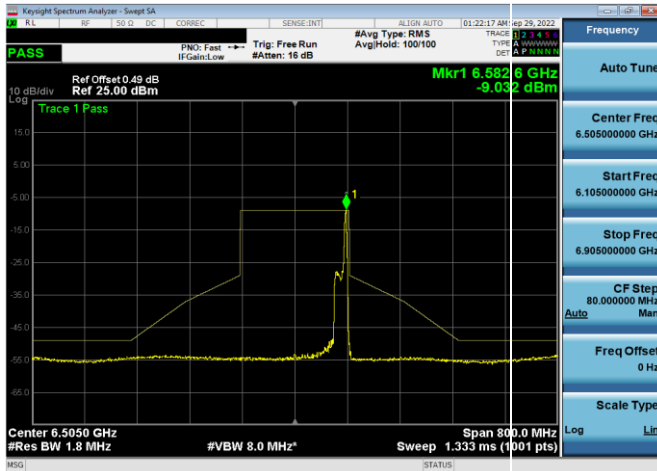
FCC ID: BCGA2764 IC: 579C-A2764		<b>MEASUREMENT REPORT (CERTIFICATION)</b>	Approved by: Technical Manager
Test Report S/N: 1C2205090028-22-R4.BCG	Test Dates: 5/30/2022 - 9/16/2022	EUT Type: Tablet Device	Page 148 of 324



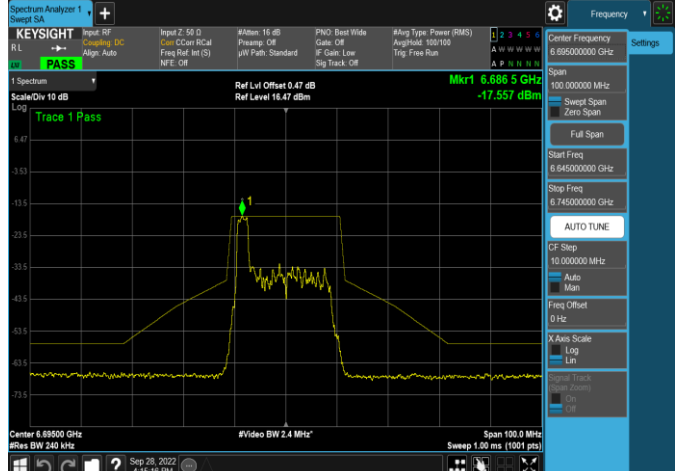
Plot 7-573. In-Band Emission Plot SDM Antenna 5b (160MHz 802.11ax RU26 (UNII Band 6) – Ch. 111)



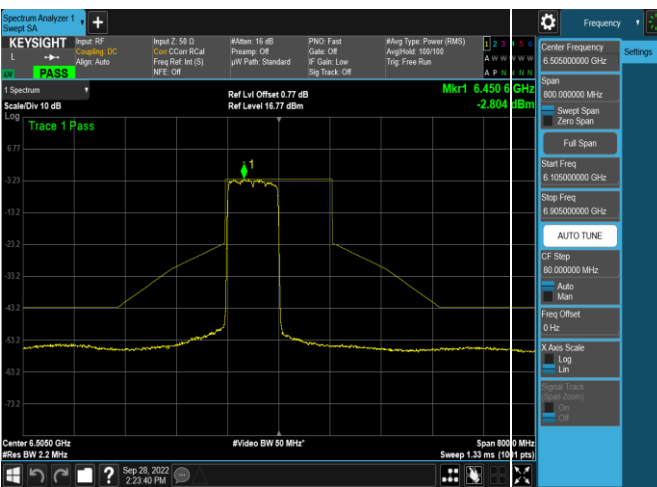
Plot 7-576. In-Band Emission Plot SDM Antenna 4a (160MHz 802.11ax RU996x2 (UNII Band 6) – Ch. 111)



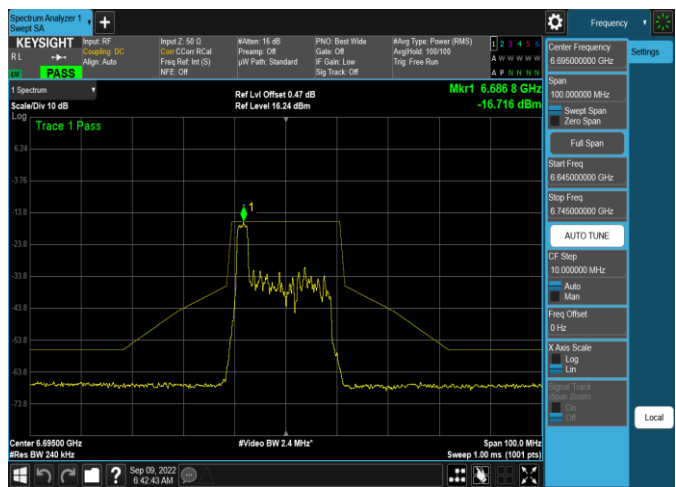
Plot 7-574. In-Band Emission Plot SDM Antenna 4a (160MHz 802.11ax RU26 (UNII Band 6) – Ch. 111)



Plot 7-577. In-Band Emission Plot SDM Antenna 5b (20MHz 802.11ax RU26 (UNII Band 7) – Ch. 149)

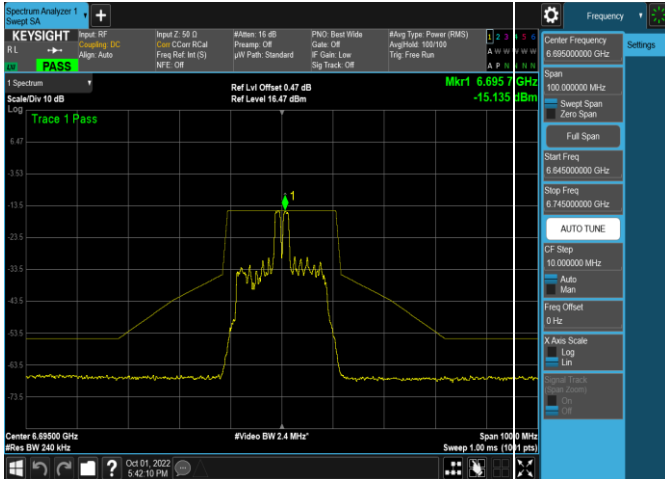


Plot 7-575. In-Band Emission Plot SDM Antenna 5b (160MHz 802.11ax RU996x2 (UNII Band 6) – Ch. 111)

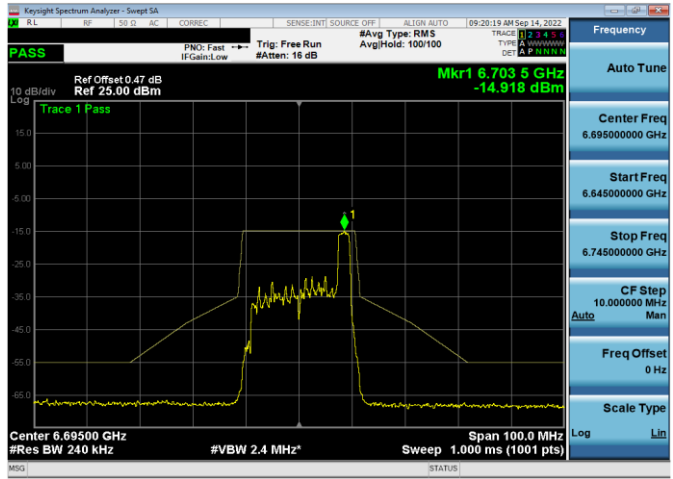


Plot 7-578. In-Band Emission Plot SDM Antenna 4a (20MHz 802.11ax RU26 (UNII Band 7) – Ch. 149)

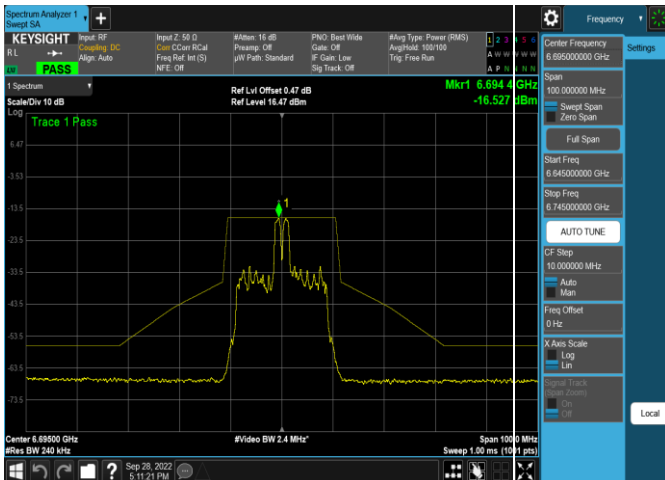
FCC ID: BCGA2764 IC: 579C-A2764		MEASUREMENT REPORT (CERTIFICATION)	Approved by: Technical Manager
Test Report S/N: 1C2205090028-22-R4.BCG	Test Dates: 5/30/2022 - 9/16/2022	EUT Type: Tablet Device	Page 149 of 324



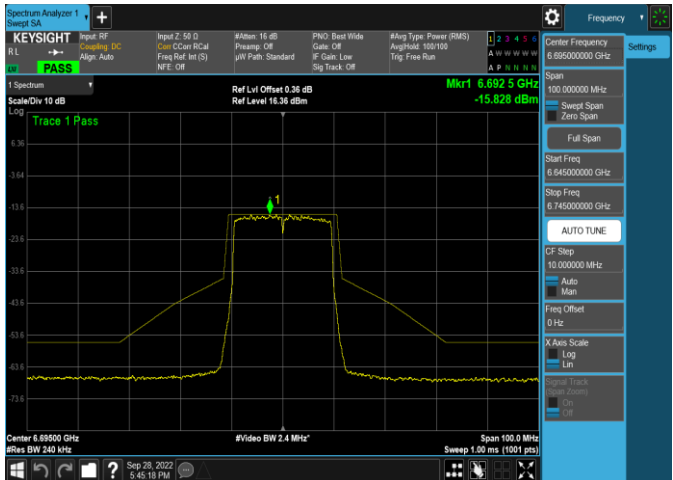
Plot 7-579. In-Band Emission Plot SDM Antenna 5b (20MHz 802.11ax RU26 (UNII Band 7) – Ch. 149)



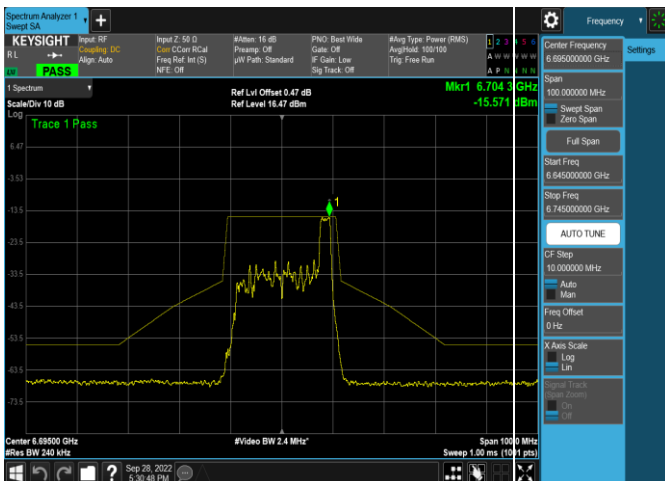
Plot 7-582. In-Band Emission Plot SDM Antenna 4a (20MHz 802.11ax RU26 (UNII Band 7) – Ch. 149)



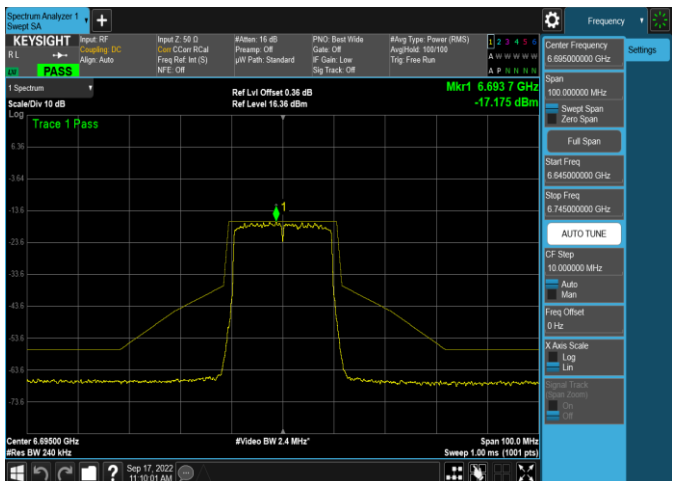
Plot 7-580. In-Band Emission Plot SDM Antenna 4a (20MHz 802.11ax RU26 (UNII Band 7) – Ch. 149)



Plot 7-583. In-Band Emission Plot SDM Antenna 5b (20MHz 802.11ax RU242 (UNII Band 7) – Ch. 149)



Plot 7-581. In-Band Emission Plot SDM Antenna 5b (20MHz 802.11ax RU26 (UNII Band 7) – Ch. 149)

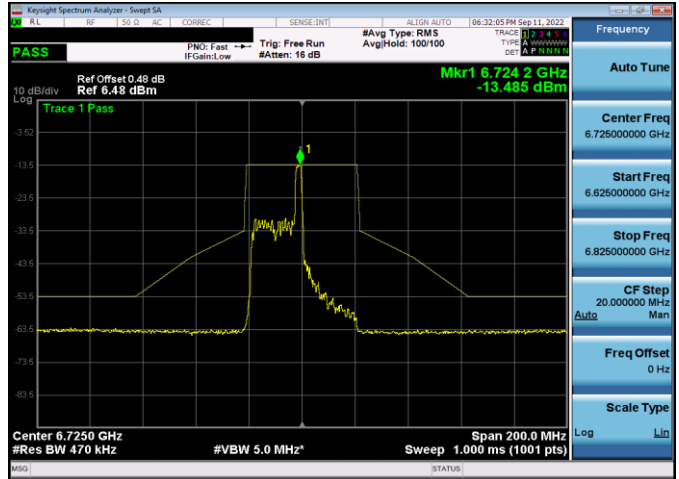


Plot 7-584. In-Band Emission Plot SDM Antenna 4a (20MHz 802.11ax RU242 (UNII Band 7) – Ch. 149)

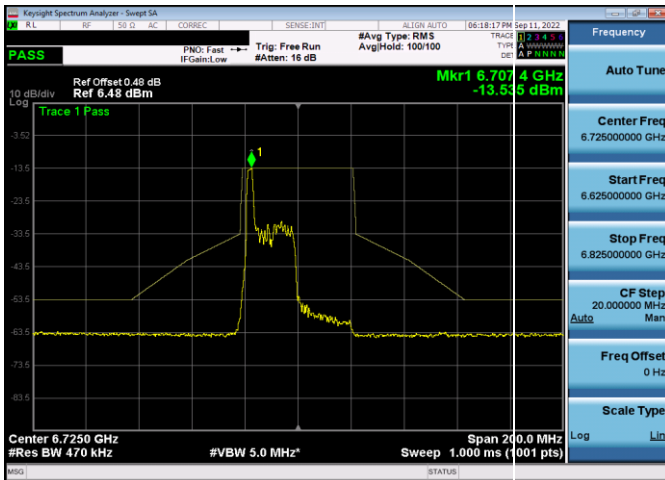
FCC ID: BCGA2764 IC: 579C-A2764		<b>MEASUREMENT REPORT (CERTIFICATION)</b>	Approved by: Technical Manager
Test Report S/N: 1C2205090028-22-R4.BCG			Test Dates: 5/30/2022 - 9/16/2022



Plot 7-585. In-Band Emission Plot SDM Antenna 5b (40MHz 802.11ax RU26 (UNII Band 7) – Ch. 155)



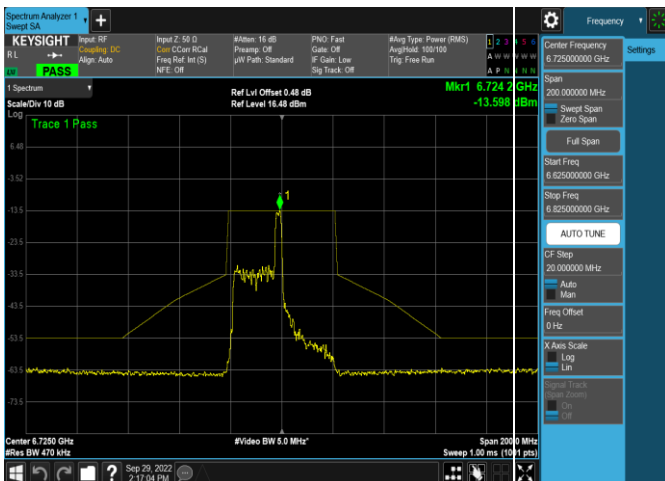
Plot 7-588. In-Band Emission Plot SDM Antenna 4a (40MHz 802.11ax RU26 (UNII Band 7) – Ch. 155)



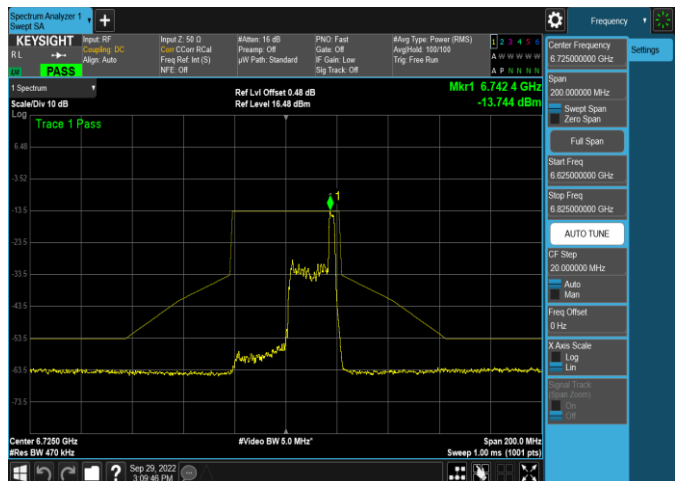
Plot 7-586. In-Band Emission Plot SDM Antenna 4a (40MHz 802.11ax RU26 (UNII Band 7) – Ch. 155)



Plot 7-589. In-Band Emission Plot SDM Antenna 5b (40MHz 802.11ax RU26 (UNII Band 7) – Ch. 155)

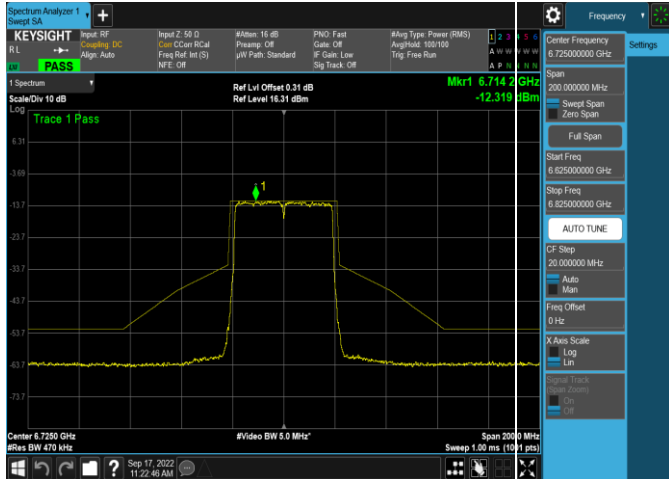


Plot 7-587. In-Band Emission Plot SDM Antenna 5b (40MHz 802.11ax RU26 (UNII Band 7) – Ch. 155)

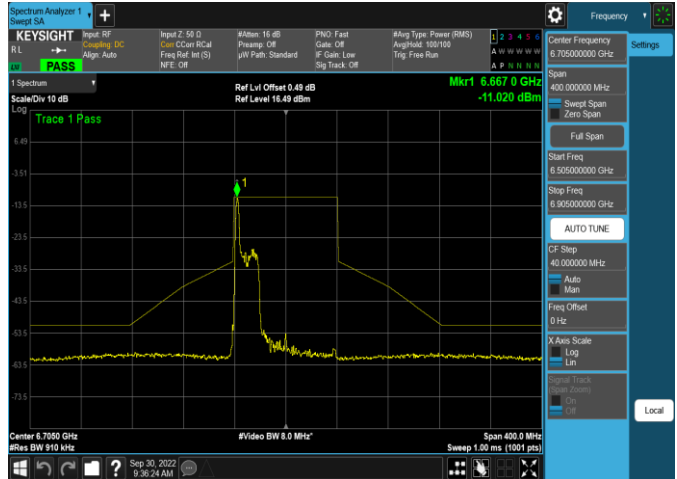


Plot 7-590. In-Band Emission Plot SDM Antenna 4a (40MHz 802.11ax RU26 (UNII Band 7) – Ch. 155)

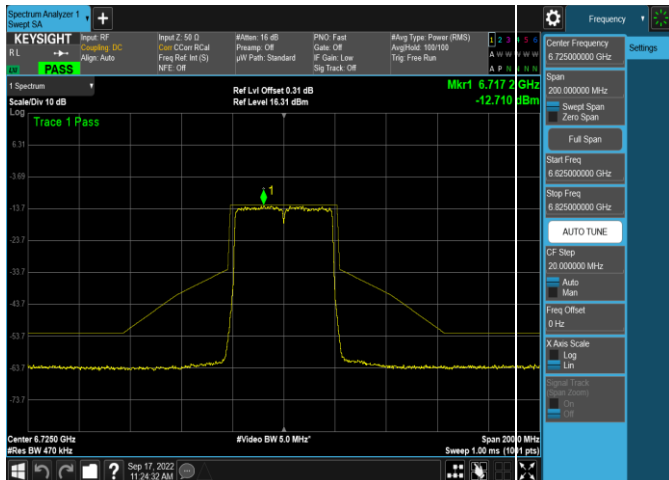
FCC ID: BCGA2764 IC: 579C-A2764		MEASUREMENT REPORT (CERTIFICATION)	Approved by: Technical Manager
Test Report S/N: 1C2205090028-22-R4.BCG	Test Dates: 5/30/2022 - 9/16/2022	EUT Type: Tablet Device	Page 151 of 324



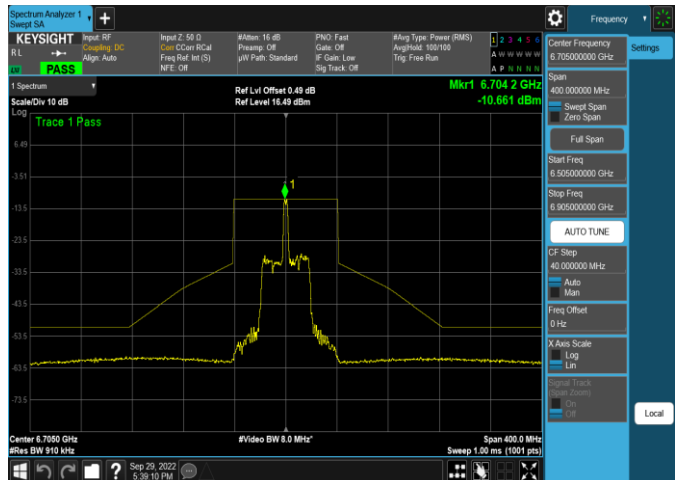
Plot 7-591. In-Band Emission Plot SDM Antenna 5b (40MHz 802.11ax RU484 (UNII Band 7) – Ch. 155)



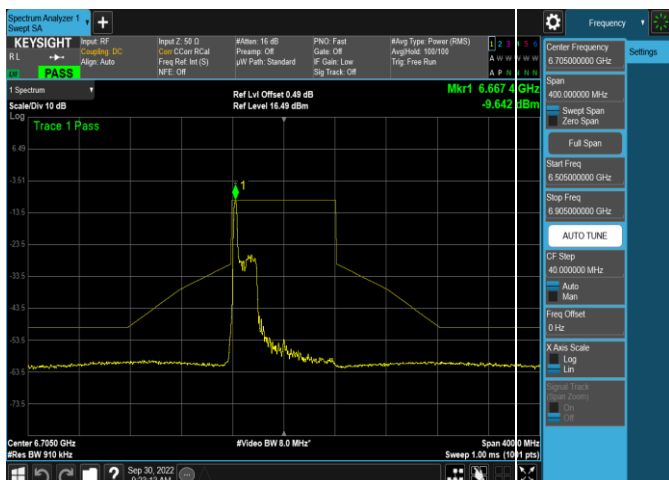
Plot 7-594. In-Band Emission Plot SDM Antenna 4a (80MHz 802.11ax RU26 (UNII Band 7) – Ch. 151)



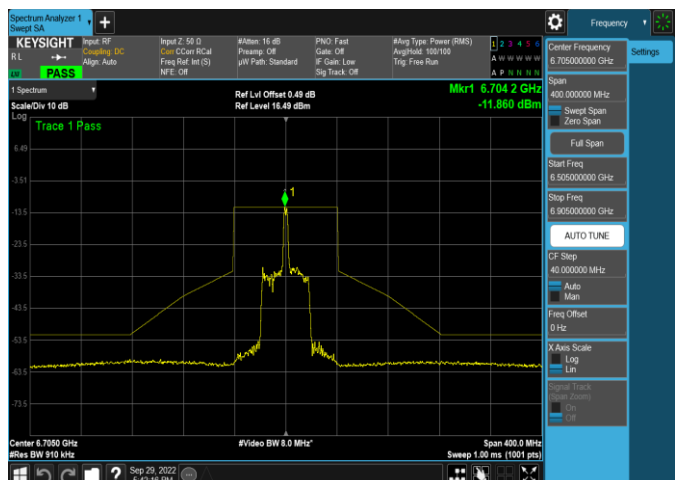
Plot 7-592. In-Band Emission Plot SDM Antenna 4a (40MHz 802.11ax RU484 (UNII Band 7) – Ch. 155)



Plot 7-595. In-Band Emission Plot SDM Antenna 5b (80MHz 802.11ax RU26 (UNII Band 7) – Ch. 151)



Plot 7-593. In-Band Emission Plot SDM Antenna 5b (80MHz 802.11ax RU26 (UNII Band 7) – Ch. 151)



Plot 7-596. In-Band Emission Plot SDM Antenna 4a (80MHz 802.11ax RU26 (UNII Band 7) – Ch. 151)

FCC ID: BCGA2764 IC: 579C-A2764		MEASUREMENT REPORT (CERTIFICATION)	Approved by: Technical Manager
Test Report S/N: 1C2205090028-22-R4.BCG	Test Dates: 5/30/2022 - 9/16/2022	EUT Type: Tablet Device	Page 152 of 324