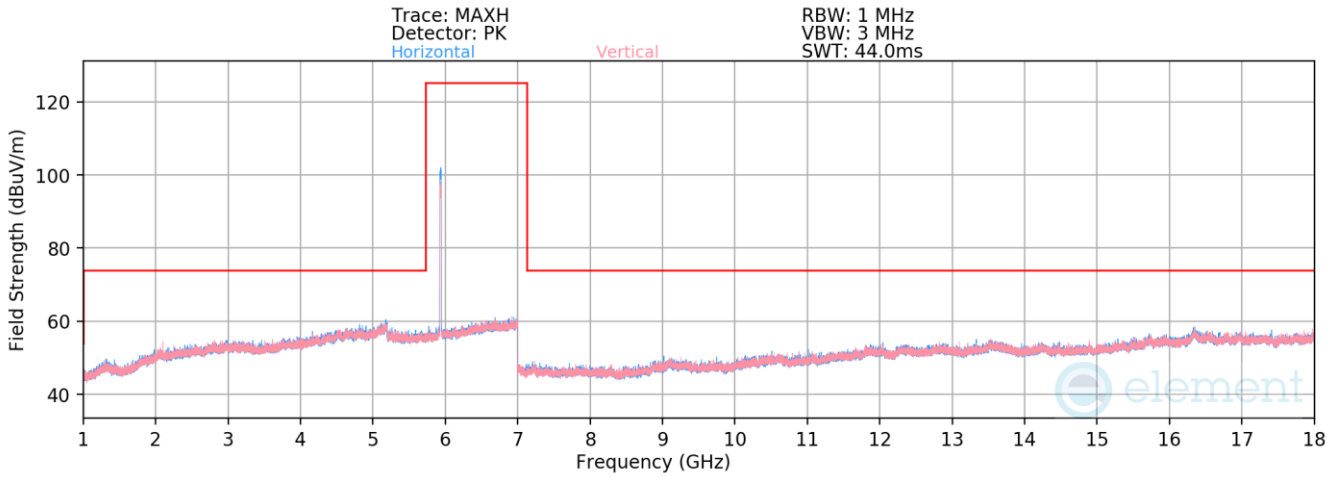
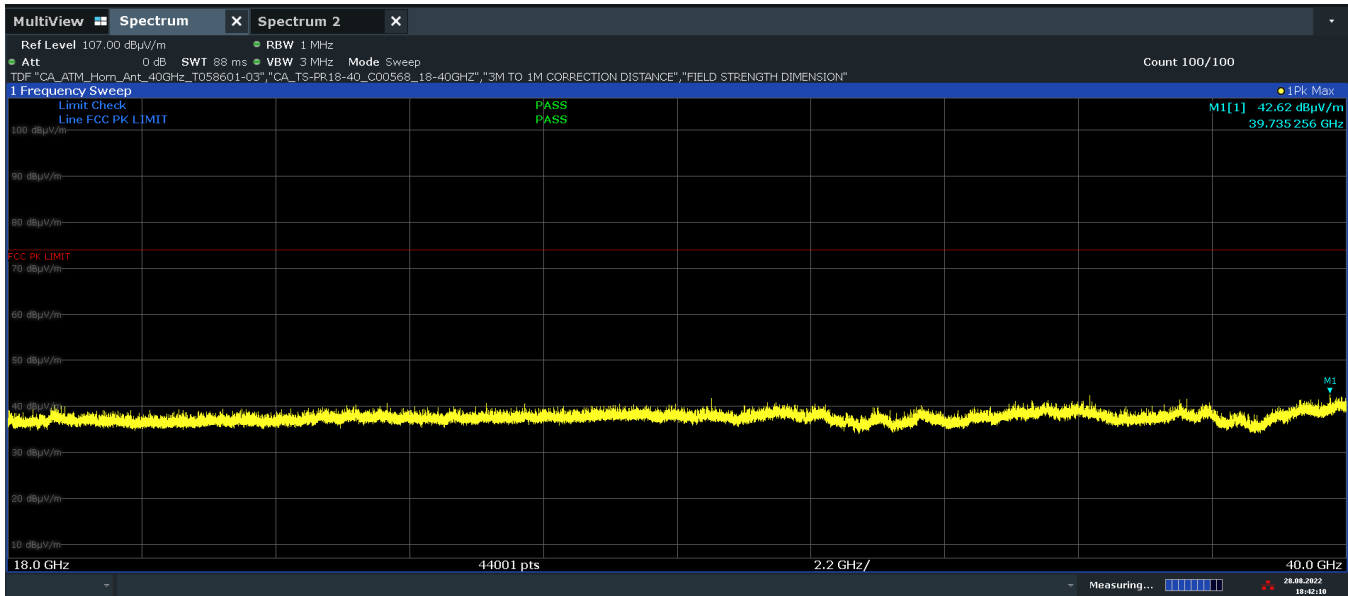


7.7.3 SDM Radiated Spurious Emission

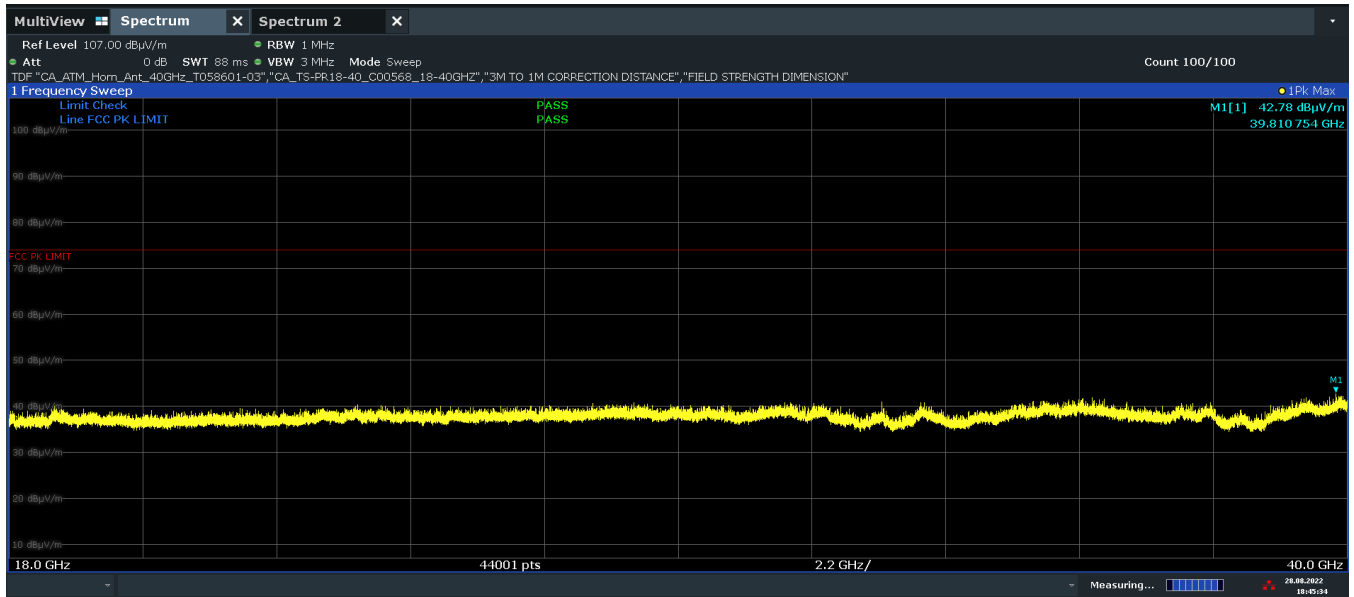


Plot 7-617. Radiated Spurious Emissions above 1GHz SDM (802.11ax – Ch. 1)



Plot 7-618. Radiated Spurious Emissions 18-40GHz SDM (802.11ax – Ch. 1, Pol. H)

FCC ID: BCGA2764 IC: 579C-A2764		MEASUREMENT REPORT (CERTIFICATION)	Approved by: Technical Manager
Test Report S/N: 1C2205090028-21-R3.BCG	Test Dates: 5/30/2022 - 9/16/2022	EUT Type: Tablet Device	Page 206 of 282



18:45:34 20.08.2022

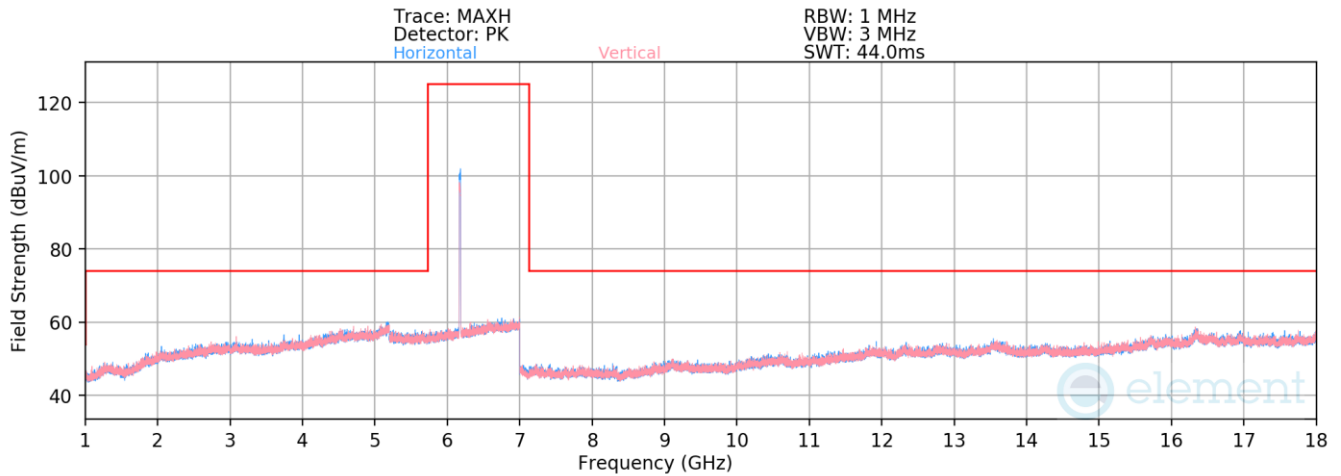
Plot 7-619. Radiated Spurious Emissions 18-40GHz SDM (802.11ax – Ch. 1, Pol. V)

Mode: 802.11ax
 Data Rate: MCS2
 Distance of Measurements: 3 Meters
 Operating Frequency: 5955MHz
 Channel: 1

Frequency [MHz]	Detector	Ant. Pol. [H/V]	Antenna Height [cm]	Turntable Azimuth [degree]	Analyzer Level [dBm]	AFCL [dB/m]	Field Strength [dBµV/m]	Limit [dBµV/m]	Margin [dB]
* 11870.00	Peak	H	-	-	-72.13	16.96	51.83	73.98	-22.15
* 11870.00	Average	H	-	-	-83.56	16.96	40.40	53.98	-13.58
* 17805.00	Peak	H	-	-	-72.88	21.89	56.01	73.98	-17.97
* 17805.00	Average	H	-	-	-84.36	21.89	44.53	53.98	-9.45

Table 7-81. Radiated Spurious Emission Measurements SDM

FCC ID: BCGA2764 IC: 579C-A2764		MEASUREMENT REPORT (CERTIFICATION)		Approved by: Technical Manager
Test Report S/N: 1C2205090028-21-R3.BCG	Test Dates: 5/30/2022 - 9/16/2022	EUT Type: Tablet Device		Page 207 of 282



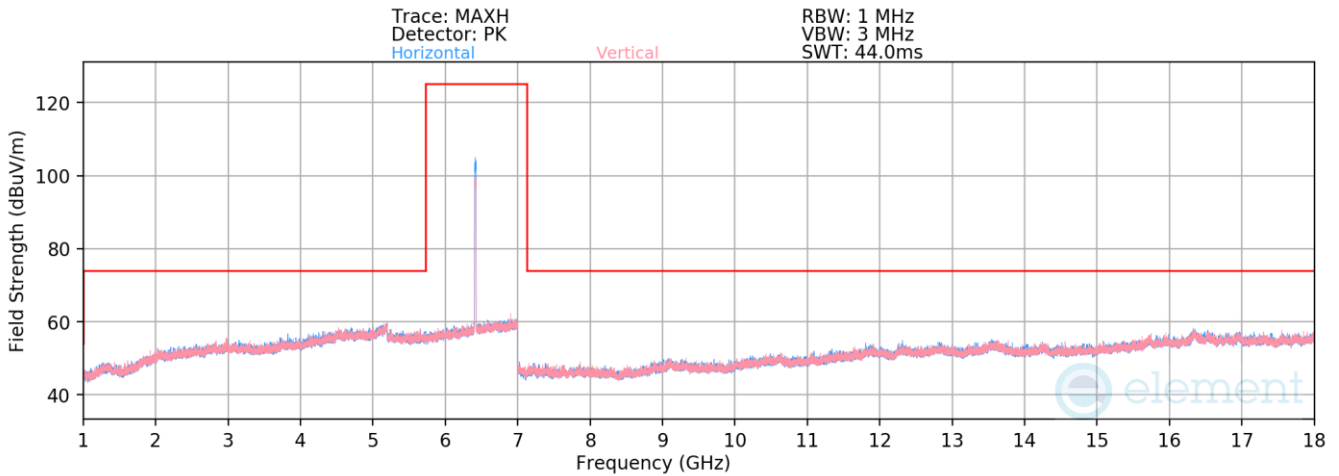
Plot 7-620. Radiated Spurious Emissions above 1GHz SDM (802.11ax – Ch. 47, MCS2)

Mode: 802.11ax
 Data Rate: MCS2
 Distance of Measurements: 3 Meters
 Operating Frequency: 6175MHz
 Channel: 45

Frequency [MHz]	Detector	Ant. Pol. [H/V]	Antenna Height [cm]	Turntable Azimuth [degree]	Analyzer Level [dBm]	AFCL [dB/m]	Field Strength [dBμV/m]	Limit [dBμV/m]	Margin [dB]
* 12350.00	Peak	H	-	-	-73.33	17.83	51.50	73.98	-22.48
* 12350.00	Average	H	-	-	-84.16	17.83	40.67	53.98	-13.31

Table 7-82. Radiated Spurious Emission Measurements SDM

FCC ID: BCGA2764 IC: 579C-A2764		MEASUREMENT REPORT (CERTIFICATION)	Approved by: Technical Manager
Test Report S/N: 1C2205090028-21-R3.BCG	Test Dates: 5/30/2022 - 9/16/2022	EUT Type: Tablet Device	Page 208 of 282



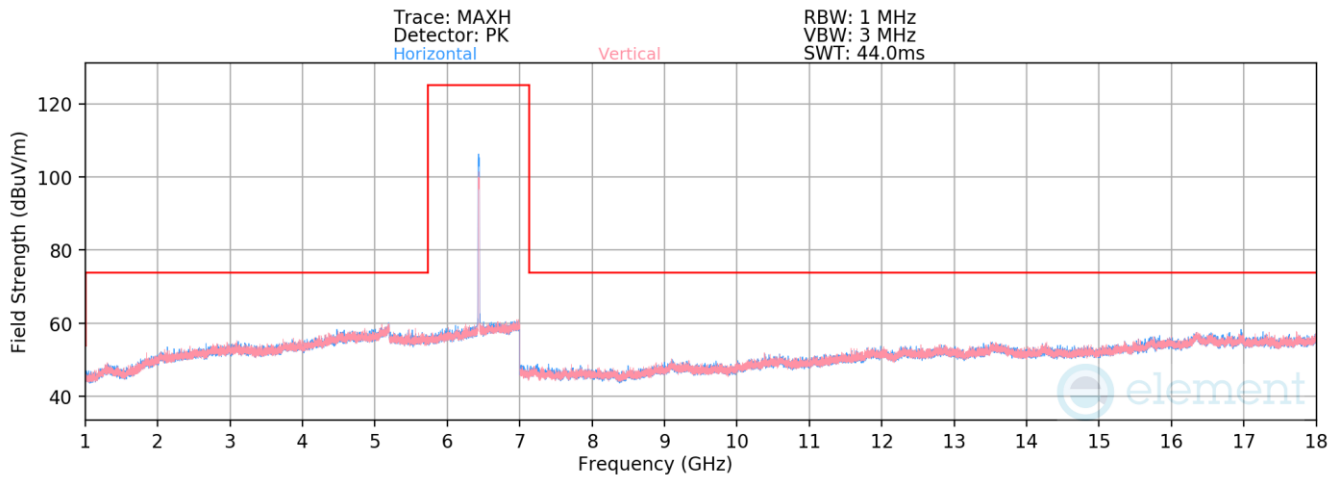
Plot 7-621. Radiated Spurious Emissions above 1GHz CDD (802.11ax – Ch. 93)

Mode: 802.11ax
 Data Rate: MCS2
 Distance of Measurements: 3 Meters
 Operating Frequency: 6415MHz
 Channel: 93

Frequency [MHz]	Detector	Ant. Pol. [H/V]	Antenna Height [cm]	Turntable Azimuth [degree]	Analyzer Level [dBm]	AFCL [dB/m]	Field Strength [dB μ V/m]	Limit [dB μ V/m]	Margin [dB]
12830.00	Average	H	-	-	-84.43	18.55	41.12	68.20	-27.08

Table 7-83. Radiated Spurious Emission Measurements SDM

FCC ID: BCGA2764 IC: 579C-A2764		MEASUREMENT REPORT (CERTIFICATION)	Approved by: Technical Manager
Test Report S/N: 1C2205090028-21-R3.BCG	Test Dates: 5/30/2022 - 9/16/2022	EUT Type: Tablet Device	Page 209 of 282



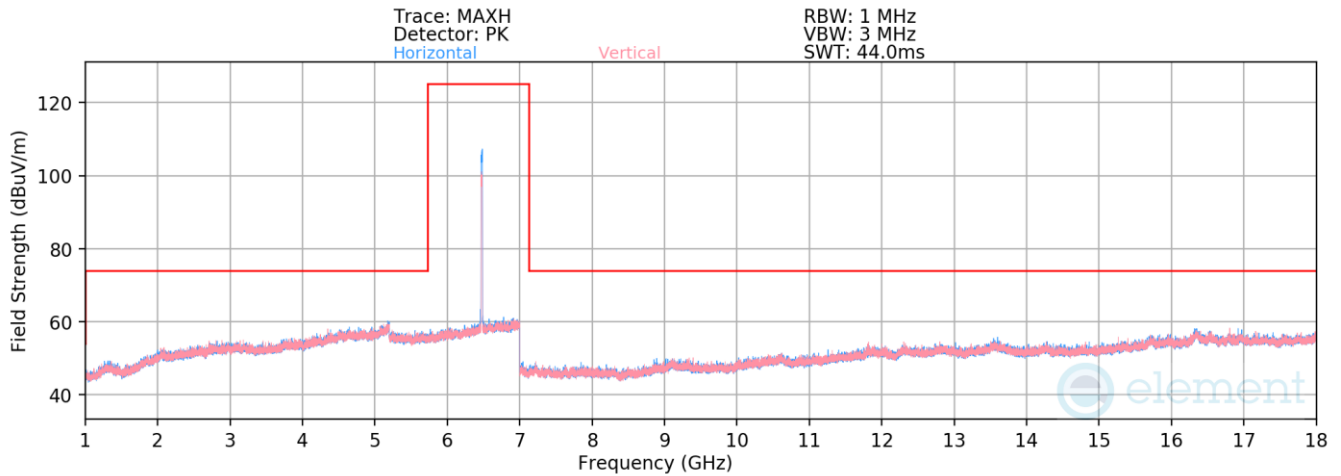
Plot 7-622. Radiated Spurious Emissions above 1GHz CDD (802.11ax – Ch. 97)

Mode: 802.11ax
 Data Rate: MCS2
 Distance of Measurements: 3 Meters
 Operating Frequency: 6435MHz
 Channel: 97

Frequency [MHz]	Detector	Ant. Pol. [H/V]	Antenna Height [cm]	Turntable Azimuth [degree]	Analyzer Level [dBm]	AFCL [dB/m]	Field Strength [dB μ V/m]	Limit [dB μ V/m]	Margin [dB]
12870.00	Average	H	-	-	-83.90	18.68	41.78	68.20	-26.42

Table 7-84. Radiated Spurious Emission Measurements SDM

FCC ID: BCGA2764 IC: 579C-A2764		MEASUREMENT REPORT (CERTIFICATION)	Approved by: Technical Manager
Test Report S/N: 1C2205090028-21-R3.BCG	Test Dates: 5/30/2022 - 9/16/2022	EUT Type: Tablet Device	Page 210 of 282



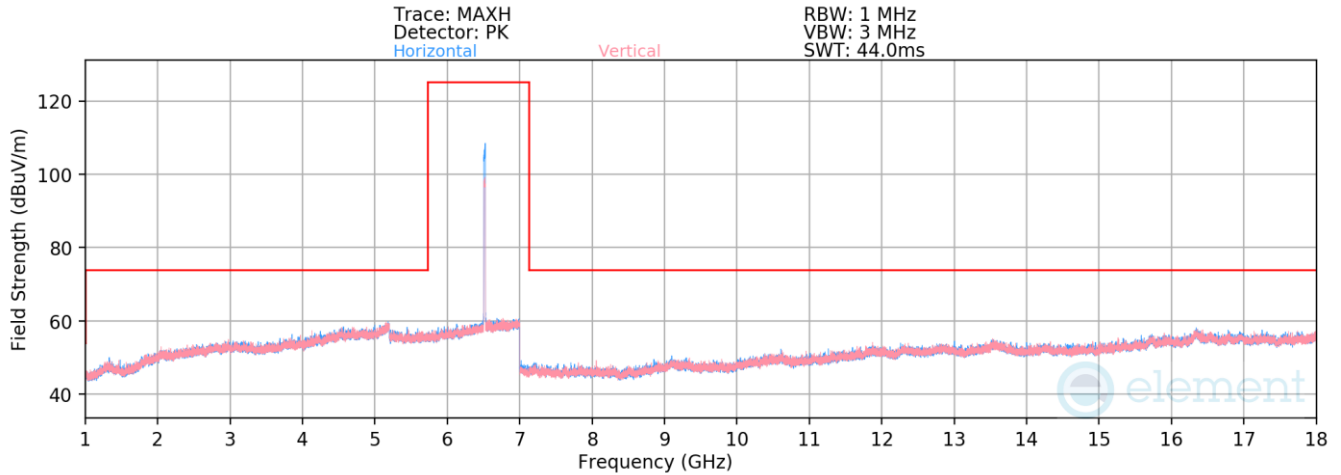
Plot 7-623. Radiated Spurious Emissions above 1GHz SDM (802.11ax – Ch. 105, MCS2)

Mode: 802.11ax
 Data Rate: MCS2
 Distance of Measurements: 3 Meters
 Operating Frequency: 6475MHz
 Channel: 105

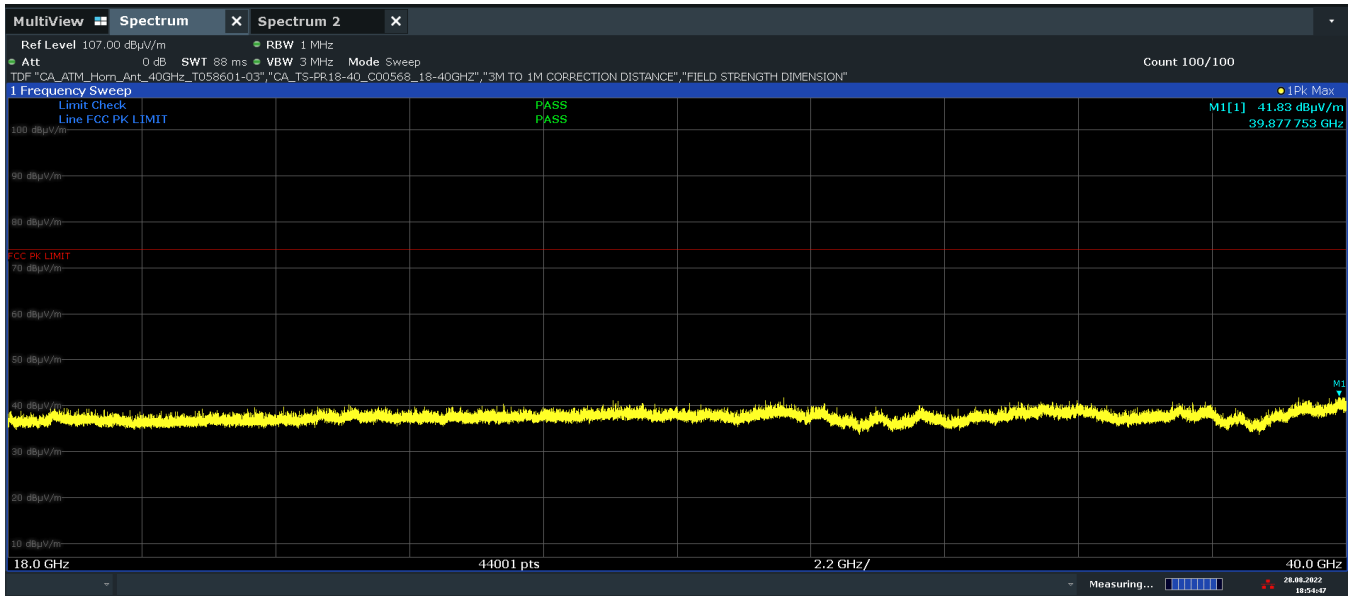
Frequency [MHz]	Detector	Ant. Pol. [H/V]	Antenna Height [cm]	Turntable Azimuth [degree]	Analyzer Level [dBm]	AFCL [dB/m]	Field Strength [dB μ V/m]	Limit [dB μ V/m]	Margin [dB]
12950.00	Average	H	-	-	-83.57	18.16	41.59	68.20	-26.61

Table 7-85. Radiated Spurious Emission Measurements SDM

FCC ID: BCGA2764 IC: 579C-A2764		MEASUREMENT REPORT (CERTIFICATION)	Approved by: Technical Manager
Test Report S/N: 1C2205090028-21-R3.BCG	Test Dates: 5/30/2022 - 9/16/2022	EUT Type: Tablet Device	Page 211 of 282

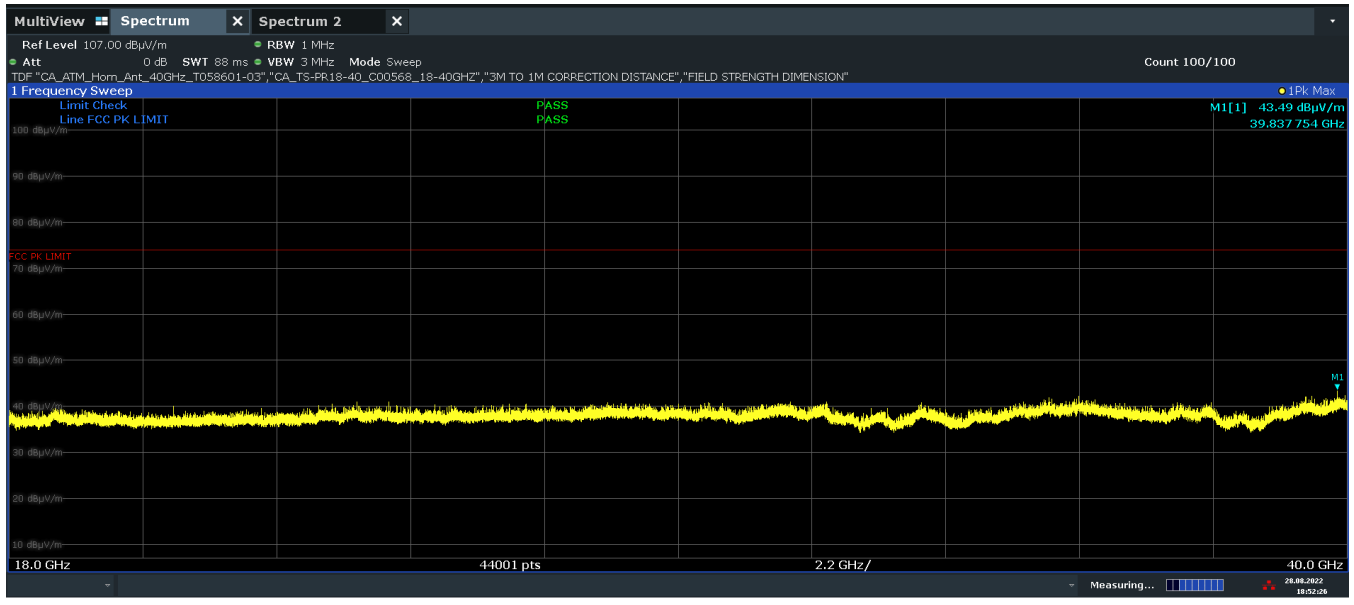


Plot 7-624. Radiated Spurious Emissions above 1GHz SDM (802.11ax – Ch. 113)



Plot 7-625. Radiated Spurious Emissions 18-40GHz SDM (802.11ax – Ch. 113, Pol. H)

FCC ID: BCGA2764 IC: 579C-A2764		MEASUREMENT REPORT (CERTIFICATION)	Approved by: Technical Manager
Test Report S/N: 1C2205090028-21-R3.BCG	Test Dates: 5/30/2022 - 9/16/2022	EUT Type: Tablet Device	Page 212 of 282



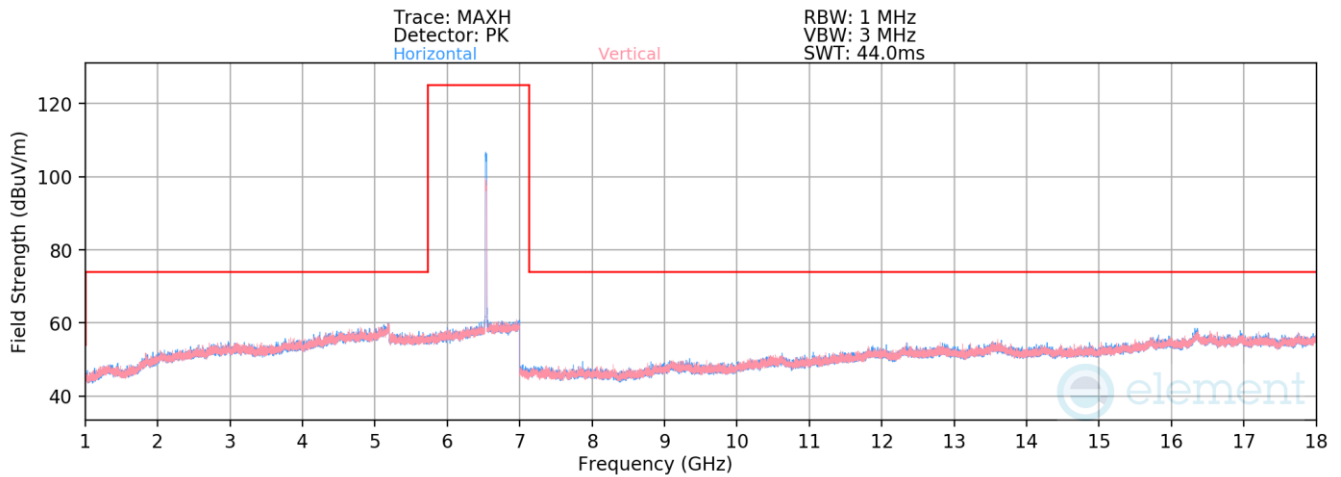
Plot 7-626. Radiated Spurious Emissions 18-40GHz SDM (802.11ax – Ch. 113, Pol. V)

Mode: 802.11ax
 Data Rate: MCS2
 Distance of Measurements: 3 Meters
 Operating Frequency: 6515MHz
 Channel: 113

Frequency [MHz]	Detector	Ant. Pol. [H/V]	Antenna Height [cm]	Turntable Azimuth [degree]	Analyzer Level [dBm]	AFCL [dB/m]	Field Strength [dBμV/m]	Limit [dBμV/m]	Margin [dB]
13030.00	Average	H	-	-	-83.89	18.52	41.63	68.20	-26.57

Table 7-86. Radiated Spurious Emission Measurements SDM

FCC ID: BCGA2764 IC: 579C-A2764		MEASUREMENT REPORT (CERTIFICATION)		Approved by: Technical Manager
Test Report S/N: 1C2205090028-21-R3.BCG	Test Dates: 5/30/2022 - 9/16/2022	EUT Type: Tablet Device		Page 213 of 282



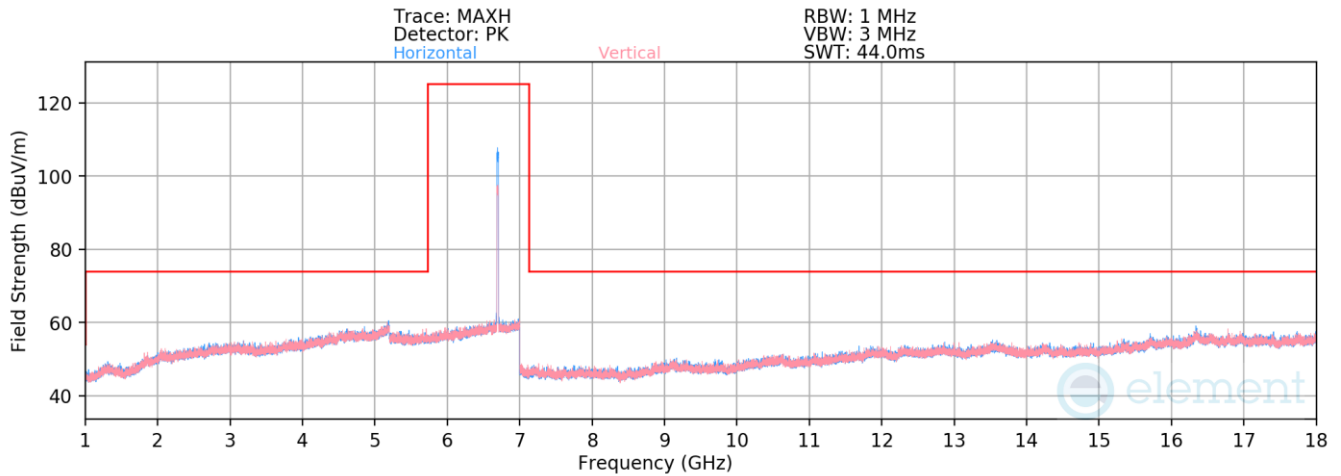
Plot 7-627. Radiated Spurious Emissions above 1GHz SDM (802.11ax – Ch. 117)

Mode: 802.11ax
 Data Rate: MCS2
 Distance of Measurements: 3 Meters
 Operating Frequency: 6535MHz
 Channel: 117

Frequency [MHz]	Detector	Ant. Pol. [H/V]	Antenna Height [cm]	Turntable Azimuth [degree]	Analyzer Level [dBm]	AFCL [dB/m]	Field Strength [dB μ V/m]	Limit [dB μ V/m]	Margin [dB]
13070.00	Average	H	-	-	-83.69	18.31	41.62	68.20	-26.58

Table 7-87. Radiated Spurious Emission Measurements SDM

FCC ID: BCGA2764 IC: 579C-A2764		MEASUREMENT REPORT (CERTIFICATION)	Approved by: Technical Manager
Test Report S/N: 1C2205090028-21-R3.BCG	Test Dates: 5/30/2022 - 9/16/2022	EUT Type: Tablet Device	Page 214 of 282



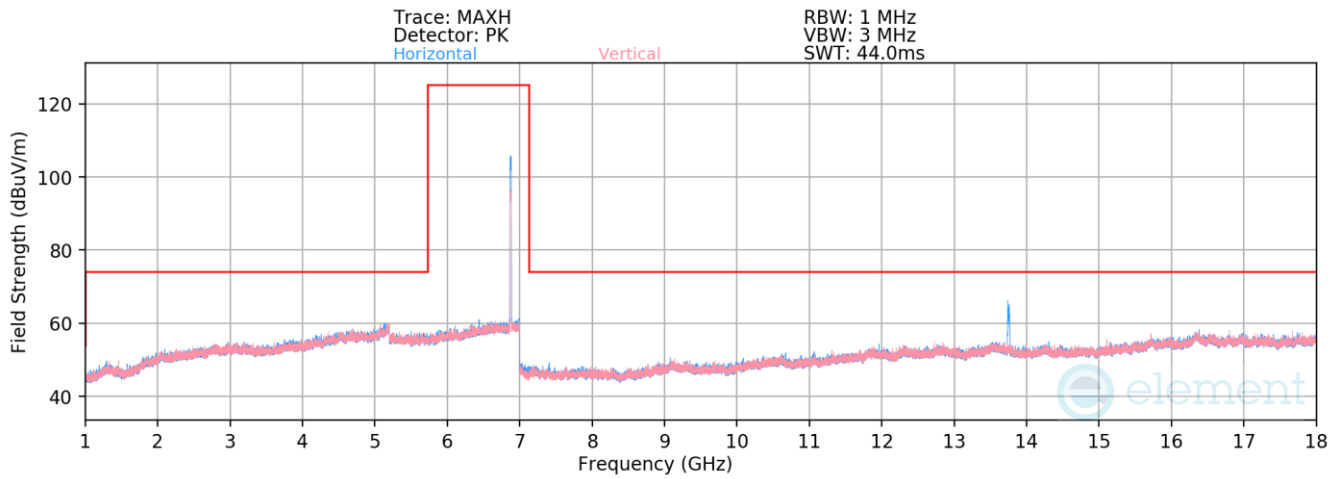
Plot 7-628. Radiated Spurious Emissions above 1GHz SDM (802.11ax – Ch. 149, MCS2)

Mode: 802.11ax
 Data Rate: MCS2
 Distance of Measurements: 3 Meters
 Operating Frequency: 6695MHz
 Channel: 149

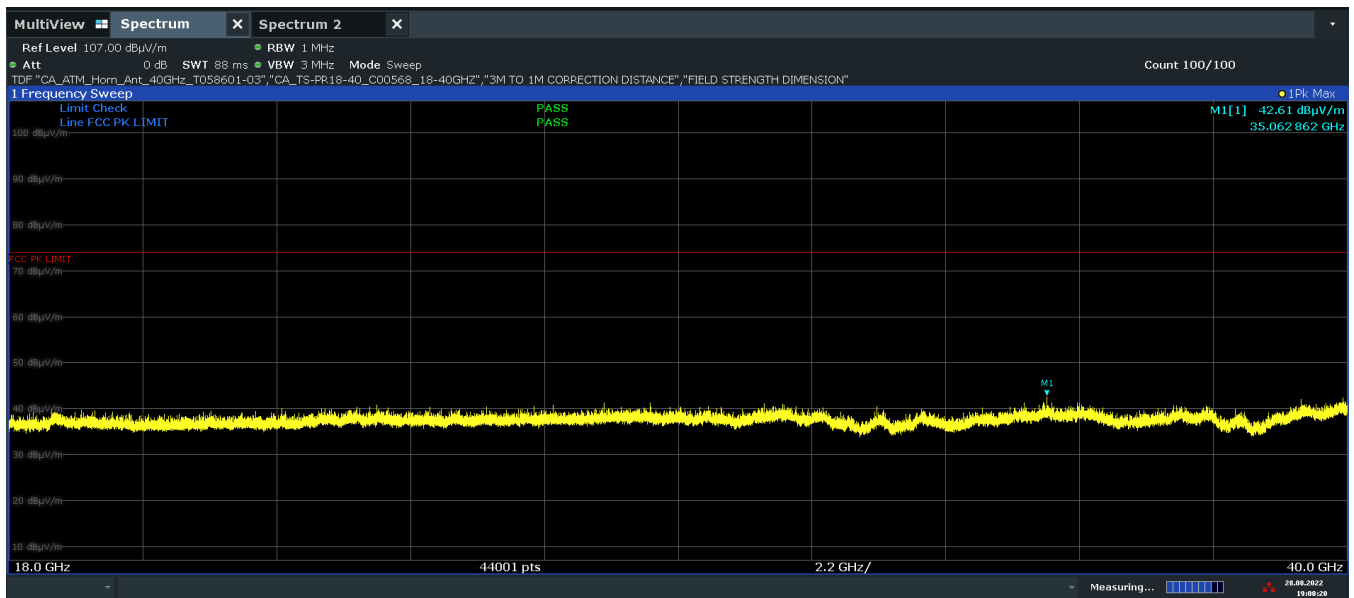
Frequency [MHz]	Detector	Ant. Pol. [H/V]	Antenna Height [cm]	Turntable Azimuth [degree]	Analyzer Level [dBm]	AFCL [dB/m]	Field Strength [dBμV/m]	Limit [dBμV/m]	Margin [dB]
* 13390.00	Peak	H	-	-	-72.86	18.01	52.15	73.98	-21.83
* 13390.00	Average	H	-	-	-84.25	18.01	40.76	53.98	-13.22

Table 7-88. Radiated Spurious Emission Measurements SDM

FCC ID: BCGA2764 IC: 579C-A2764		MEASUREMENT REPORT (CERTIFICATION)	Approved by: Technical Manager
Test Report S/N: 1C2205090028-21-R3.BCG	Test Dates: 5/30/2022 - 9/16/2022	EUT Type: Tablet Device	Page 215 of 282

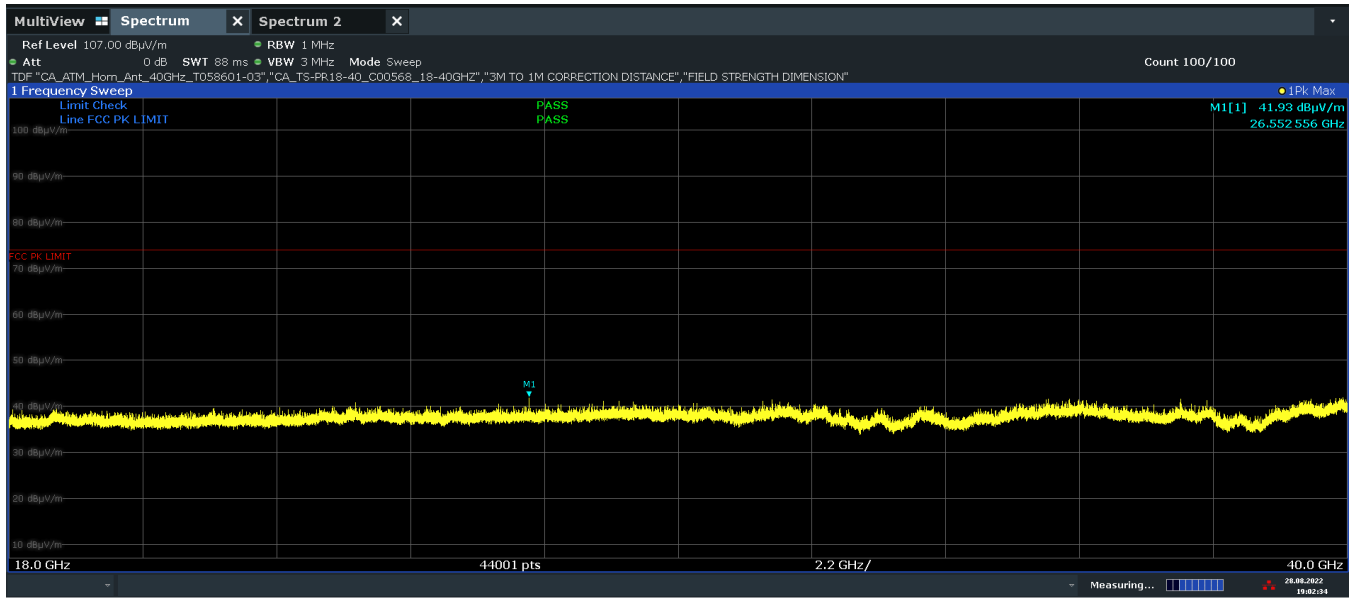


Plot 7-629. Radiated Spurious Emissions above 1GHz SDM (802.11ax – Ch. 185)



Plot 7-630. Radiated Spurious Emissions 18-40GHz SDM (802.11ax – Ch. 185, Pol. H)

FCC ID: BCGA2764 IC: 579C-A2764		MEASUREMENT REPORT (CERTIFICATION)	Approved by: Technical Manager
Test Report S/N: 1C2205090028-21-R3.BCG	Test Dates: 5/30/2022 - 9/16/2022	EUT Type: Tablet Device	Page 216 of 282



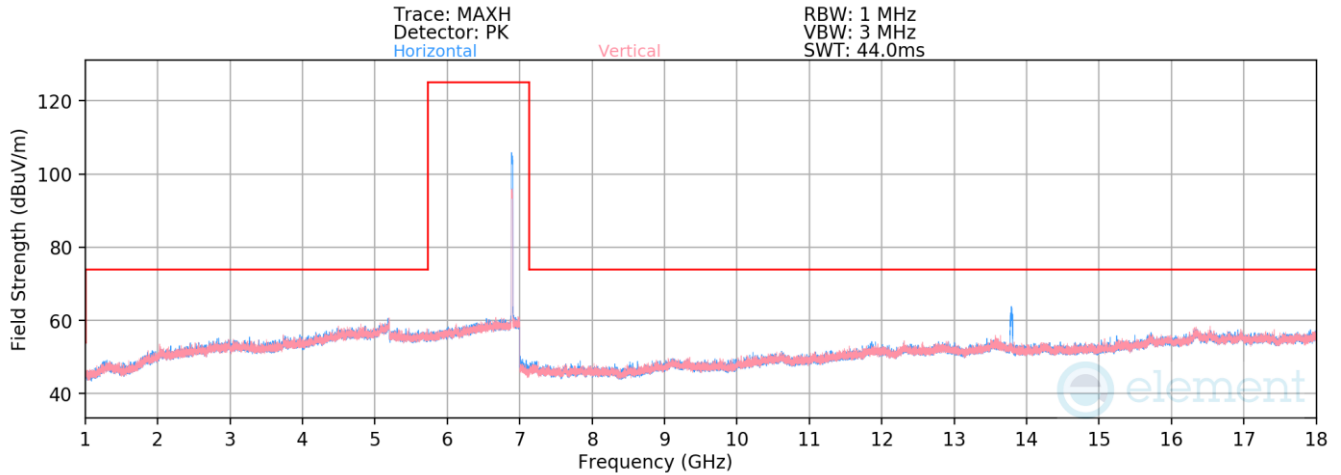
Plot 7-631. Radiated Spurious Emissions 18-40GHz SDM (802.11ax – Ch. 185, Pol. V)

Mode: 802.11ax
 Data Rate: MCS2
 Distance of Measurements: 3 Meters
 Operating Frequency: 6875MHz
 Channel: 185

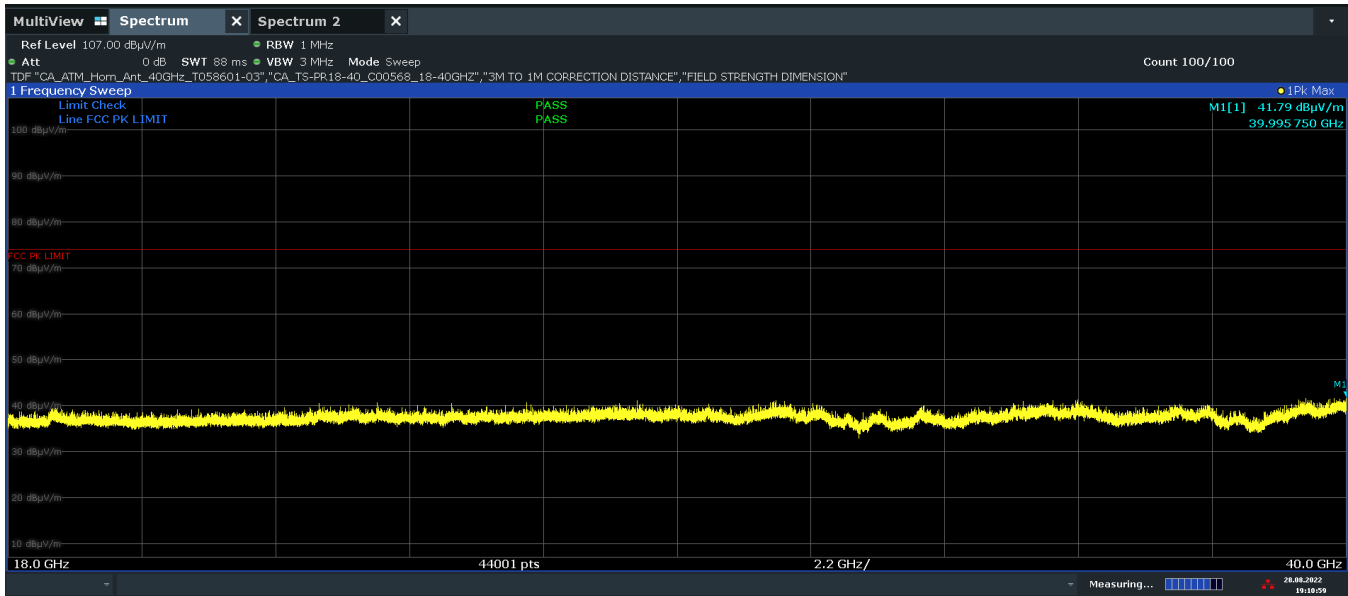
Frequency [MHz]	Detector	Ant. Pol. [H/V]	Antenna Height [cm]	Turntable Azimuth [degree]	Analyzer Level [dBm]	AFCL [dB/m]	Field Strength [dBμV/m]	Limit [dBμV/m]	Margin [dB]
13750.00	Average	H	217	108	-68.72	17.84	56.12	68.20	-12.08

Table 7-89. Radiated Spurious Emission Measurements SDM

FCC ID: BCGA2764 IC: 579C-A2764		MEASUREMENT REPORT (CERTIFICATION)		Approved by: Technical Manager
Test Report S/N: 1C2205090028-21-R3.BCG	Test Dates: 5/30/2022 - 9/16/2022	EUT Type: Tablet Device		Page 217 of 282



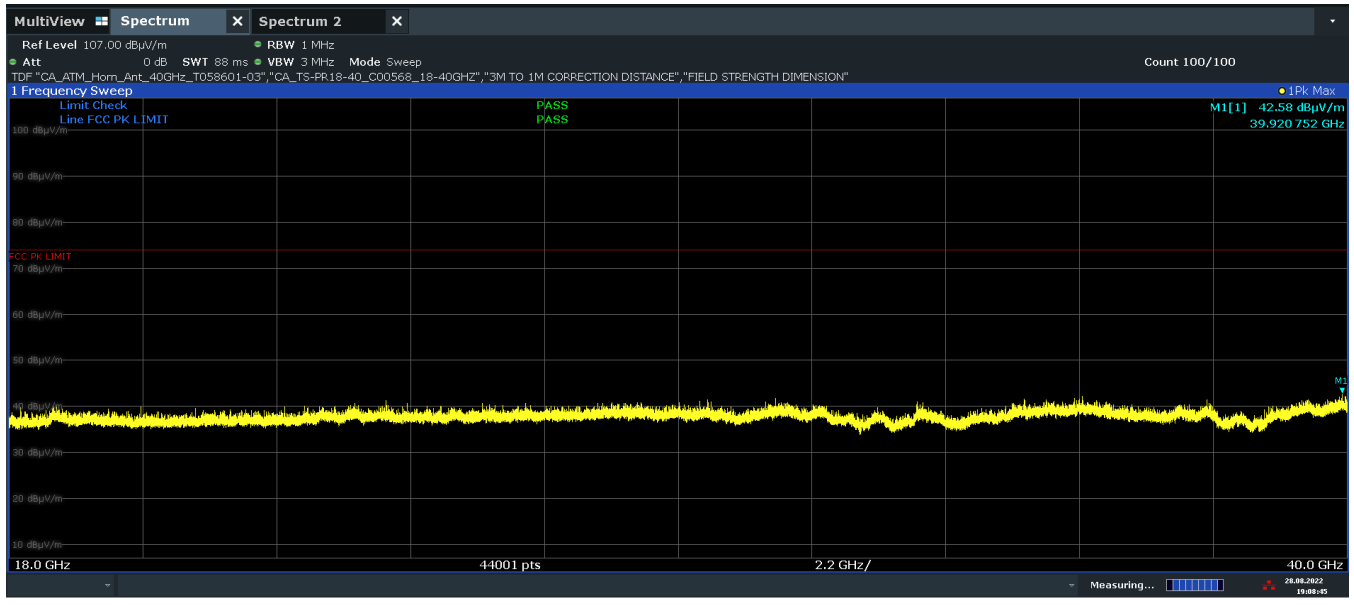
Plot 7-632. Radiated Spurious Emissions above 1GHz SDM (802.11ax – Ch. 189)



Plot 7-633. Radiated Spurious Emissions 18-40GHz SDM (802.11ax – Ch. 189, Pol. H)

19:10:59 20.08.2022

FCC ID: BCGA2764 IC: 579C-A2764		MEASUREMENT REPORT (CERTIFICATION)	Approved by: Technical Manager
Test Report S/N: 1C2205090028-21-R3.BCG	Test Dates: 5/30/2022 - 9/16/2022	EUT Type: Tablet Device	Page 218 of 282



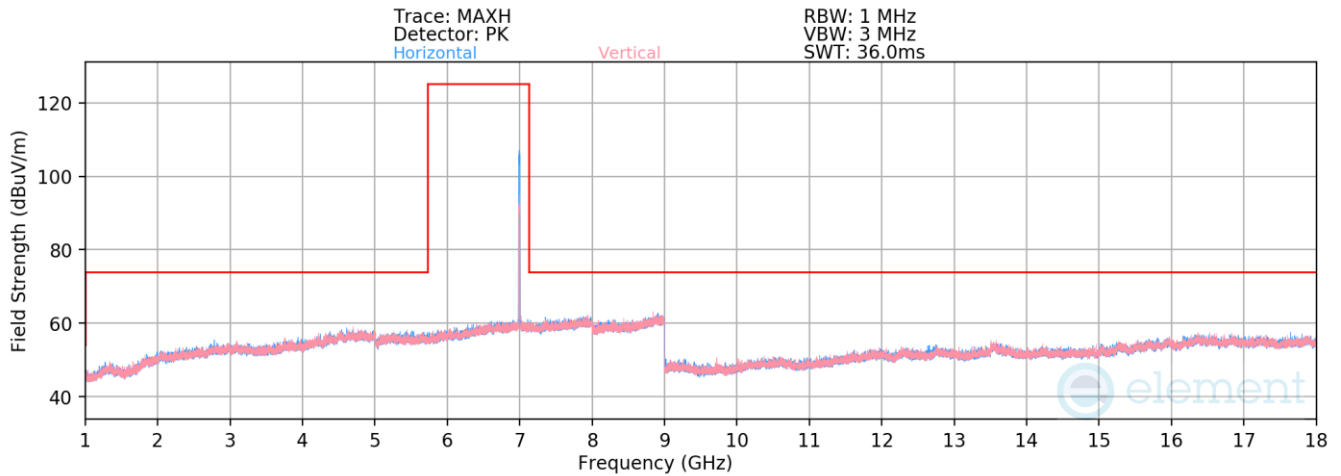
Plot 7-634. Radiated Spurious Emissions 18-40GHz SDM (802.11ax – Ch. 189, Pol. V)

Mode: 802.11ax
 Data Rate: MCS2
 Distance of Measurements: 3 Meters
 Operating Frequency: 6895MHz
 Channel: 189

Frequency [MHz]	Detector	Ant. Pol. [H/V]	Antenna Height [cm]	Turntable Azimuth [degree]	Analyzer Level [dBm]	AFCL [dB/m]	Field Strength [dBµV/m]	Limit [dBµV/m]	Margin [dB]
13790.00	Average	H	205	105	-69.11	17.74	55.63	68.20	-12.57

Table 7-90. Radiated Spurious Emission Measurements SDM

FCC ID: BCGA2764 IC: 579C-A2764		MEASUREMENT REPORT (CERTIFICATION)		Approved by: Technical Manager
Test Report S/N: 1C2205090028-21-R3.BCG	Test Dates: 5/30/2022 - 9/16/2022	EUT Type: Tablet Device		Page 219 of 282



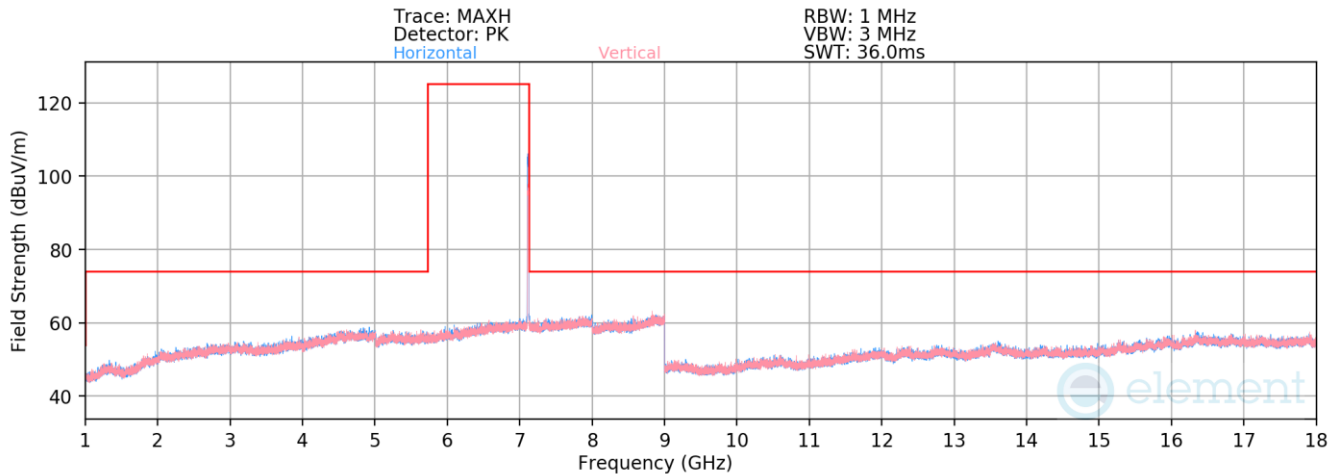
Plot 7-635. Radiated Spurious Emissions above 1GHz SDM (802.11ax – Ch. 209, MCS2)

Mode: 802.11ax
 Data Rate: MCS2
 Distance of Measurements: 3 Meters
 Operating Frequency: 6995MHz
 Channel: 209

Frequency [MHz]	Detector	Ant. Pol. [H/V]	Antenna Height [cm]	Turntable Azimuth [degree]	Analyzer Level [dBm]	AFCL [dB/m]	Field Strength [dBμV/m]	Limit [dBμV/m]	Margin [dB]
13990.00	Average	H	-	-	-83.87	17.91	41.04	68.20	-27.16

Table 7-91. Radiated Spurious Emission Measurements SDM

FCC ID: BCGA2764 IC: 579C-A2764		MEASUREMENT REPORT (CERTIFICATION)	Approved by: Technical Manager
Test Report S/N: 1C2205090028-21-R3.BCG	Test Dates: 5/30/2022 - 9/16/2022	EUT Type: Tablet Device	Page 220 of 282



Plot 7-636. Radiated Spurious Emissions above 1GHz SDM (802.11ax – Ch. 233)

Mode: 802.11ax
 Data Rate: MCS2
 Distance of Measurements: 3 Meters
 Operating Frequency: 7115MHz
 Channel: 233

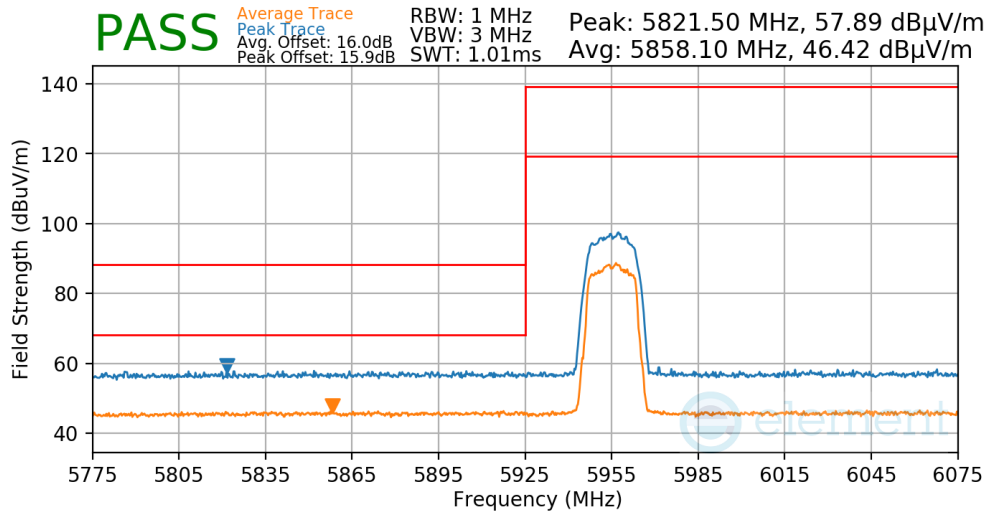
Frequency [MHz]	Detector	Ant. Pol. [H/V]	Antenna Height [cm]	Turntable Azimuth [degree]	Analyzer Level [dBm]	AFCL [dB/m]	Field Strength [dB μ V/m]	Limit [dB μ V/m]	Margin [dB]
14230.00	Average	H	-	-	-84.07	18.14	41.07	68.20	-27.13

Table 7-92. Radiated Spurious Emission Measurements SDM

FCC ID: BCGA2764 IC: 579C-A2764		MEASUREMENT REPORT (CERTIFICATION)	Approved by: Technical Manager
Test Report S/N: 1C2205090028-21-R3.BCG	Test Dates: 5/30/2022 - 9/16/2022	EUT Type: Tablet Device	Page 221 of 282

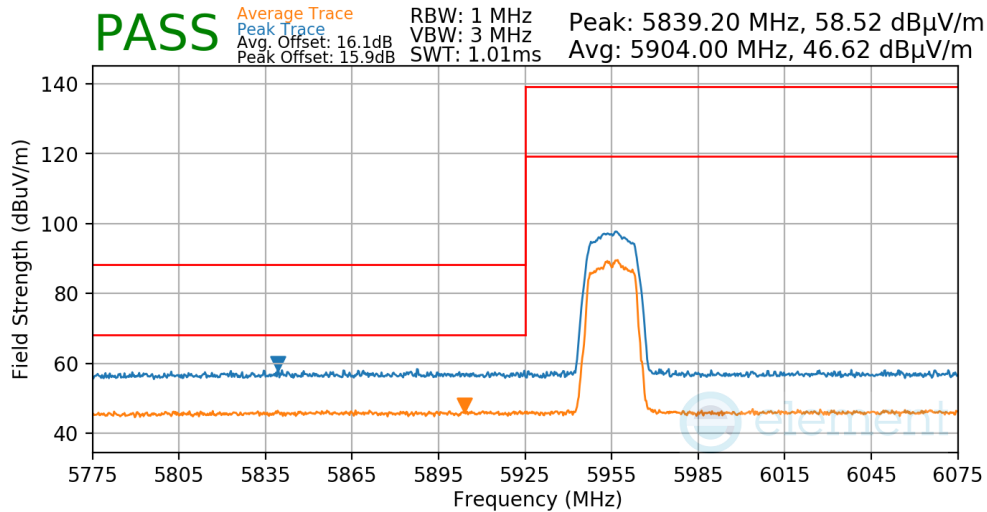
7.7.4 Antenna 5b Radiated Band Edge Measurements (20MHz BW) §15.407(b.1)(b.2) §15.205 §15.209; RSS-Gen [8.9]; RSS-Gen [8.9]

Worst Case Mode:	802.11a
Worst Case Transfer Rate:	12Mbps
Distance of Measurements:	3 Meters
Operating Frequency:	5955MHz
Channel:	1



Plot 7-637. Antenna 5b Radiated Lower Band Edge (Peak/Average – UNII Band 5)

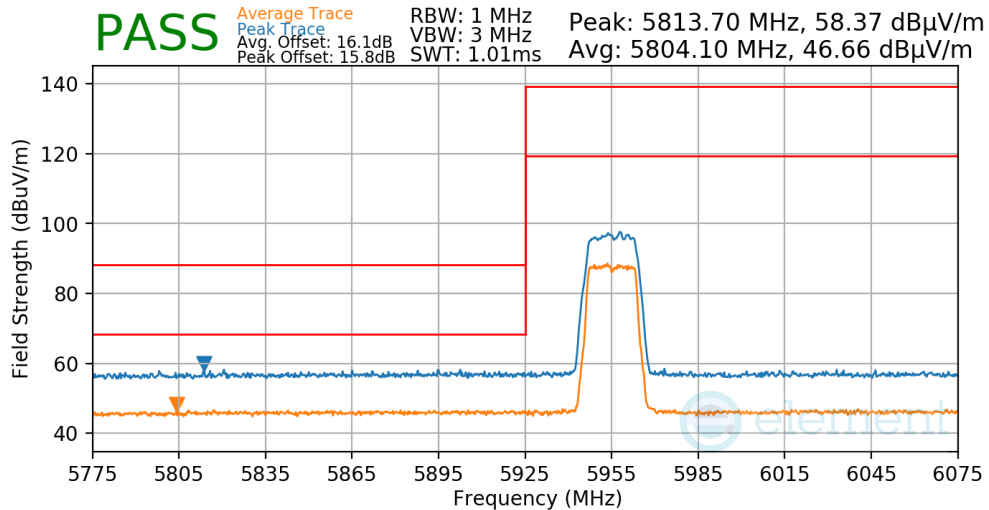
Worst Case Mode:	802.11a
Worst Case Transfer Rate:	24Mbps
Distance of Measurements:	3 Meters
Operating Frequency:	5955MHz
Channel:	1



Plot 7-638. Antenna 5b Radiated Lower Band Edge (Peak/Average – UNII Band 5)

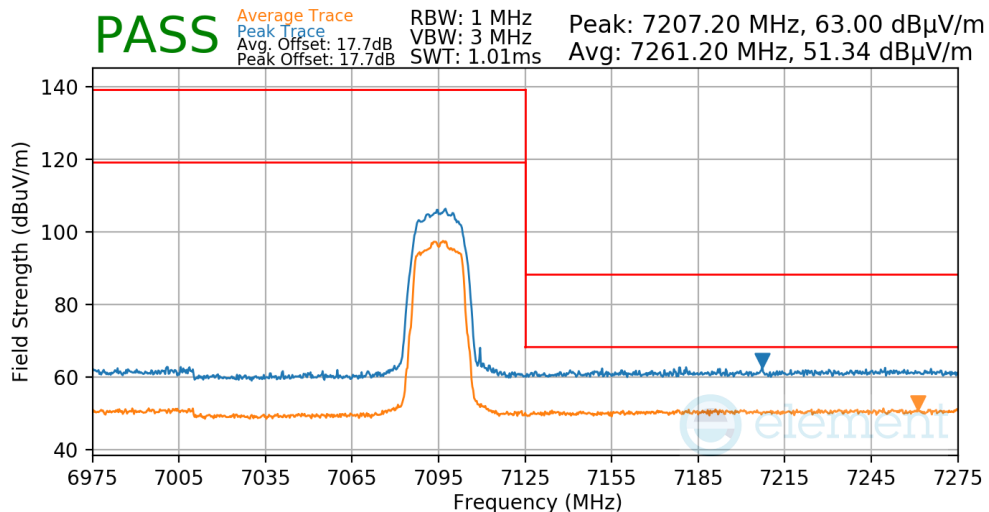
FCC ID: BCGA2764 IC: 579C-A2764		MEASUREMENT REPORT (CERTIFICATION)	Approved by: Technical Manager
Test Report S/N: 1C2205090028-21-R3.BCG	Test Dates: 5/30/2022 - 9/16/2022	EUT Type: Tablet Device	Page 222 of 282

Worst Case Mode: 802.11a
 Worst Case Transfer Rate: 54Mbps
 Distance of Measurements: 3 Meters
 Operating Frequency: 5955MHz
 Channel: 1



Plot 7-639. Antenna 5b Radiated Lower Band Edge (Peak/Average – UNII Band 5)

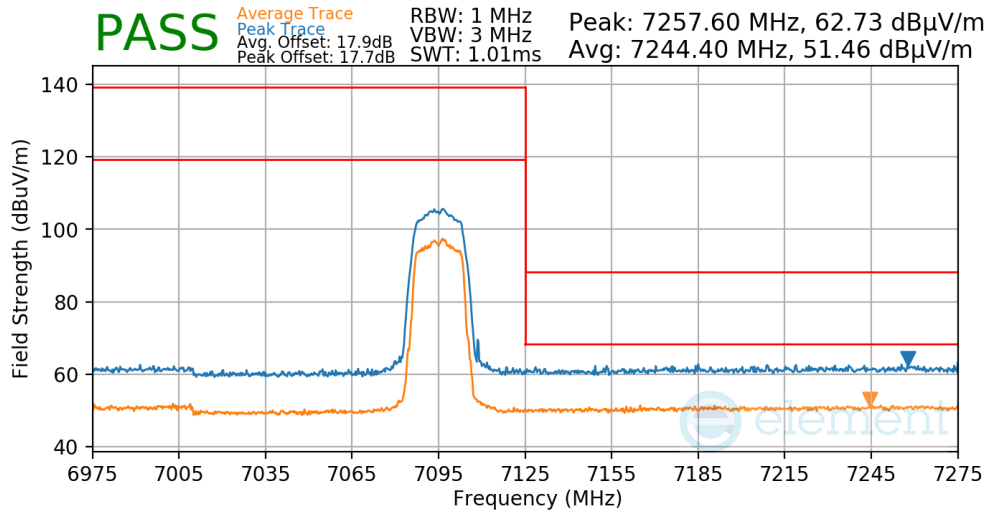
Worst Case Mode: 802.11a
 Worst Case Transfer Rate: 12Mbps
 Distance of Measurements: 3 Meters
 Operating Frequency: 7095MHz
 Channel: 229



Plot 7-640. Antenna 5b Radiated Upper Band Edge (Peak/Average – UNII Band 8)

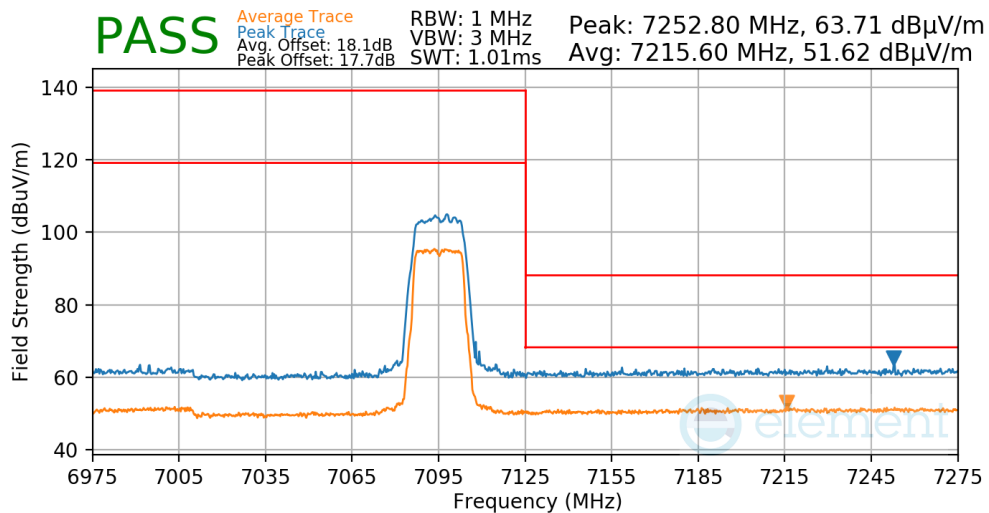
FCC ID: BCGA2764 IC: 579C-A2764		MEASUREMENT REPORT (CERTIFICATION)	Approved by: Technical Manager
Test Report S/N: 1C2205090028-21-R3.BCG	Test Dates: 5/30/2022 - 9/16/2022	EUT Type: Tablet Device	Page 223 of 282

Worst Case Mode: 802.11a
 Worst Case Transfer Rate: 24Mbps
 Distance of Measurements: 3 Meters
 Operating Frequency: 7095MHz
 Channel: 229



Plot 7-641. Antenna 5b Radiated Upper Band Edge (Peak/Average – UNII Band 8)

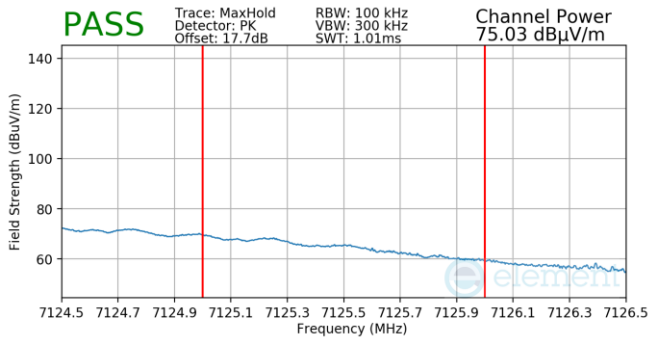
Worst Case Mode: 802.11a
 Worst Case Transfer Rate: 54Mbps
 Distance of Measurements: 3 Meters
 Operating Frequency: 7095MHz
 Channel: 229



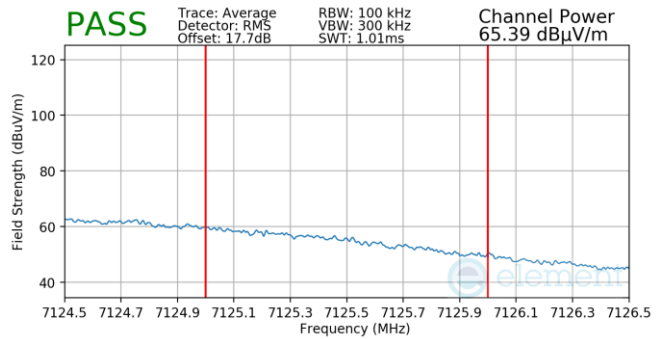
Plot 7-642. Antenna 5b Radiated Upper Band Edge (Peak/Average – UNII Band 8)

FCC ID: BCGA2764 IC: 579C-A2764		MEASUREMENT REPORT (CERTIFICATION)	Approved by: Technical Manager
Test Report S/N: 1C2205090028-21-R3.BCG	Test Dates: 5/30/2022 - 9/16/2022	EUT Type: Tablet Device	Page 224 of 282

Worst Case Mode: 802.11a
 Worst Case Transfer Rate: 12Mbps
 Distance of Measurements: 3 Meters
 Operating Frequency: 7115MHz
 Channel: 233

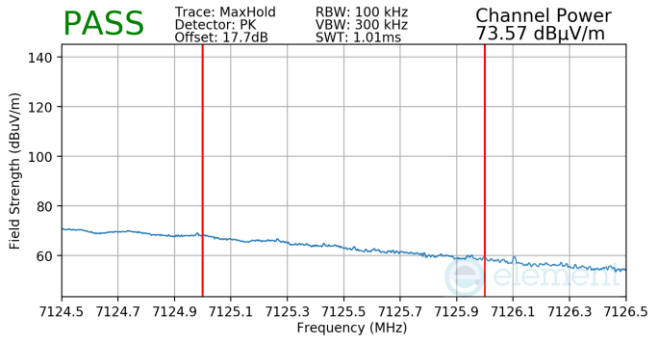


Plot 7-643. Antenna 5b Radiated Upper Band Edge (Peak – UNII Band 8)

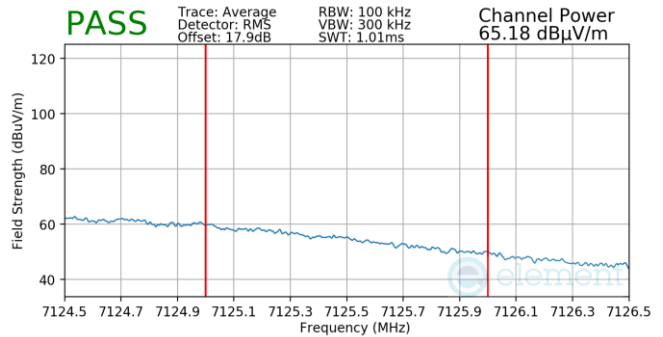


Plot 7-644. Antenna 5b Radiated Upper Band Edge (Average – UNII Band 8)

Worst Case Mode: 802.11a
 Worst Case Transfer Rate: 24Mbps
 Distance of Measurements: 3 Meters
 Operating Frequency: 7115MHz
 Channel: 233



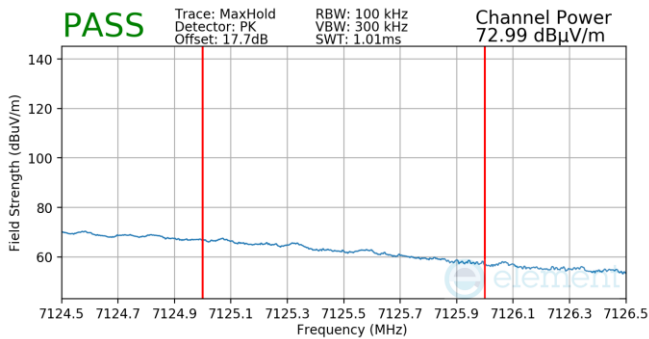
Plot 7-645. Antenna 5b Radiated Upper Band Edge (Peak – UNII Band 8)



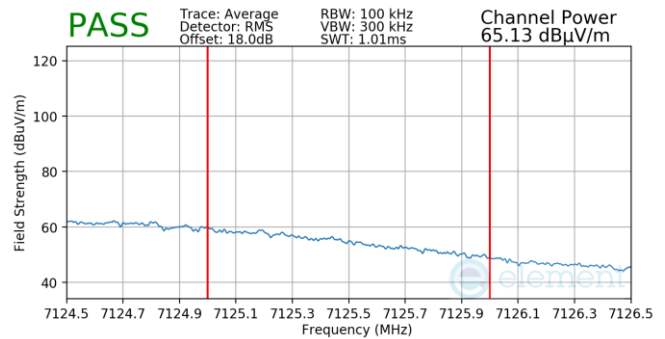
Plot 7-646. Antenna 5b Radiated Upper Band Edge (Average – UNII Band 8)

FCC ID: BCGA2764 IC: 579C-A2764		MEASUREMENT REPORT (CERTIFICATION)	Approved by: Technical Manager
Test Report S/N: 1C2205090028-21-R3.BCG	Test Dates: 5/30/2022 - 9/16/2022	EUT Type: Tablet Device	Page 225 of 282

Worst Case Mode: 802.11a
 Worst Case Transfer Rate: 54Mbps
 Distance of Measurements: 3 Meters
 Operating Frequency: 7115MHz
 Channel: 233



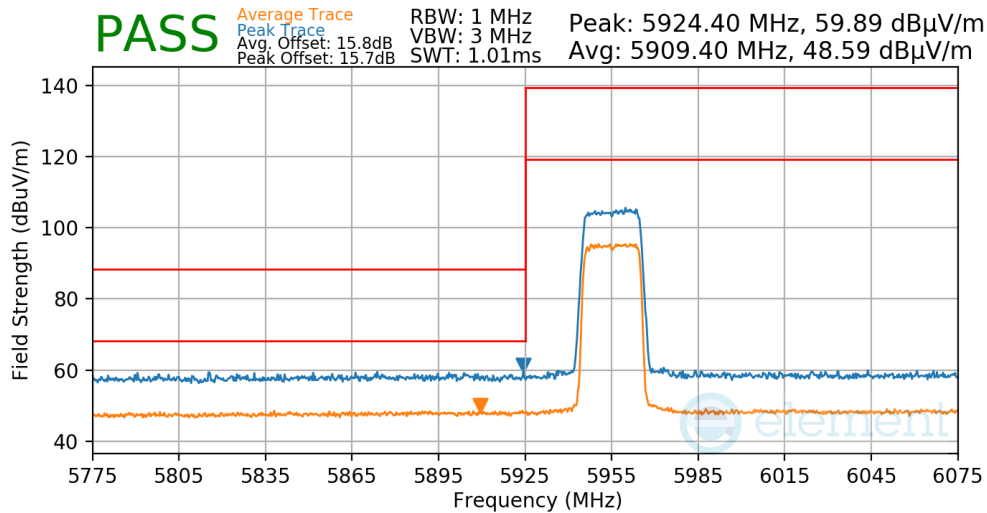
Plot 7-647. Antenna 5b Radiated Upper Band Edge (Peak – UNII Band 8)



Plot 7-648. Antenna 5b Radiated Upper Band Edge (Average – UNII Band 8)

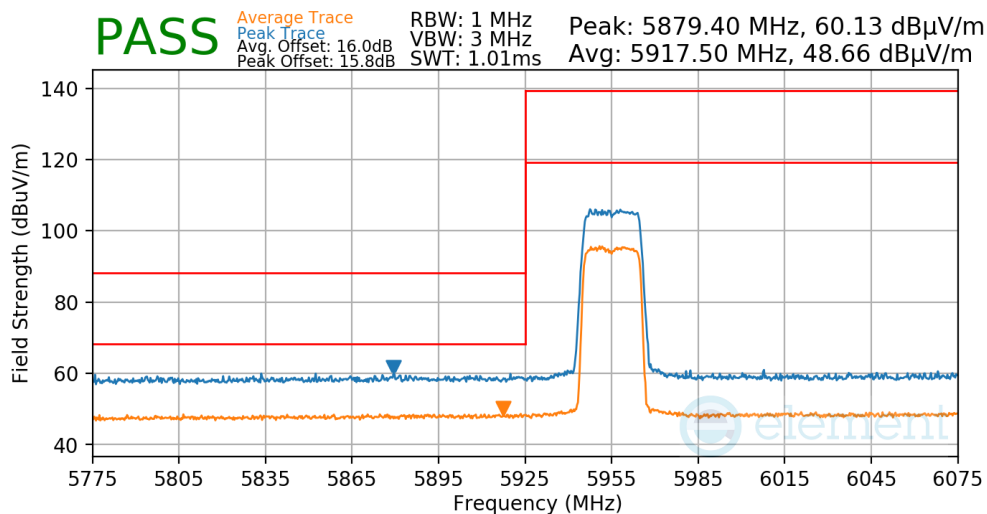
FCC ID: BCGA2764 IC: 579C-A2764	 MEASUREMENT REPORT (CERTIFICATION)	Approved by: Technical Manager
Test Report S/N: 1C2205090028-21-R3.BCG	Test Dates: 5/30/2022 - 9/16/2022	EUT Type: Tablet Device
© 2023 ELEMENT		V 10.5 12/15/2021

Worst Case Mode: 802.11ax
 Worst Case Transfer Rate: MCS2
 Distance of Measurements: 3 Meters
 Operating Frequency: 5955MHz
 Channel: 1



Plot 7-649. Antenna 5b Radiated Lower Band Edge (Peak/Average – UNII Band 5)

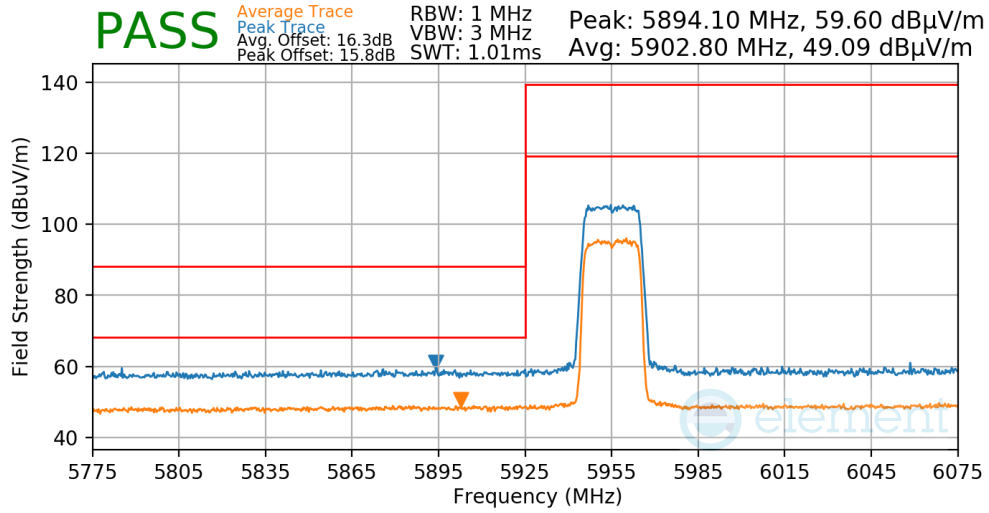
Worst Case Mode: 802.11ax
 Worst Case Transfer Rate: MCS4
 Distance of Measurements: 3 Meters
 Operating Frequency: 5955MHz
 Channel: 1



Plot 7-650. Antenna 5b Radiated Lower Band Edge (Peak/Average – UNII Band 5)

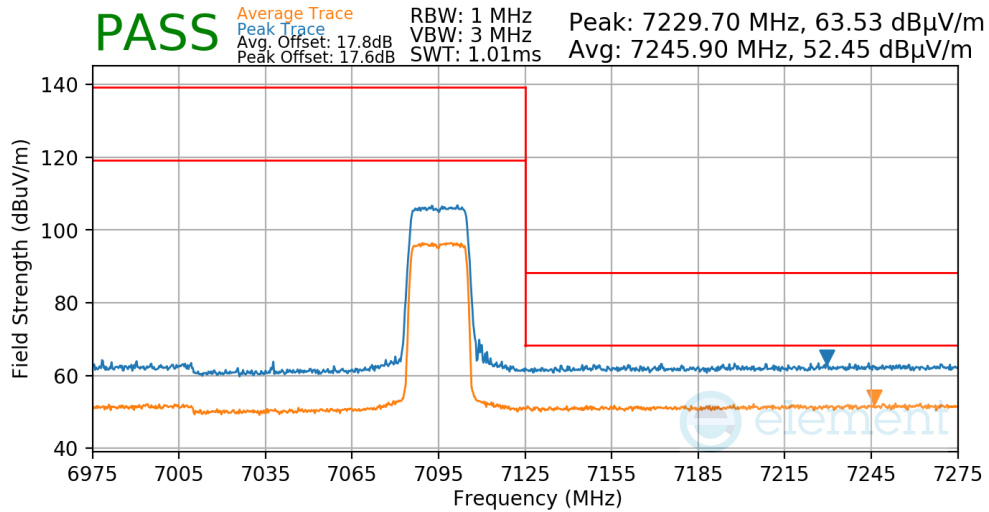
FCC ID: BCGA2764 IC: 579C-A2764		MEASUREMENT REPORT (CERTIFICATION)	Approved by: Technical Manager
Test Report S/N: 1C2205090028-21-R3.BCG	Test Dates: 5/30/2022 - 9/16/2022	EUT Type: Tablet Device	Page 227 of 282

Worst Case Mode: 802.11ax
 Worst Case Transfer Rate: MCS11
 Distance of Measurements: 3 Meters
 Operating Frequency: 5955MHz
 Channel: 1



Plot 7-651. Antenna 5b Radiated Lower Band Edge (Peak/Average – UNII Band 5)

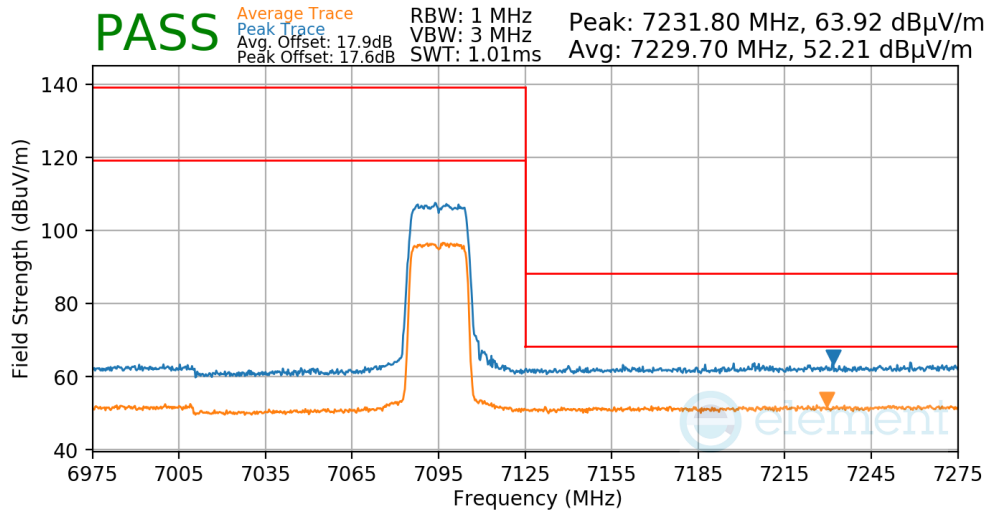
Worst Case Mode: 802.11ax
 Worst Case Transfer Rate: MCS2
 Distance of Measurements: 3 Meters
 Operating Frequency: 7095MHz
 Channel: 229



Plot 7-652. Antenna 5b Radiated Upper Band Edge (Peak/Average – UNII Band 8)

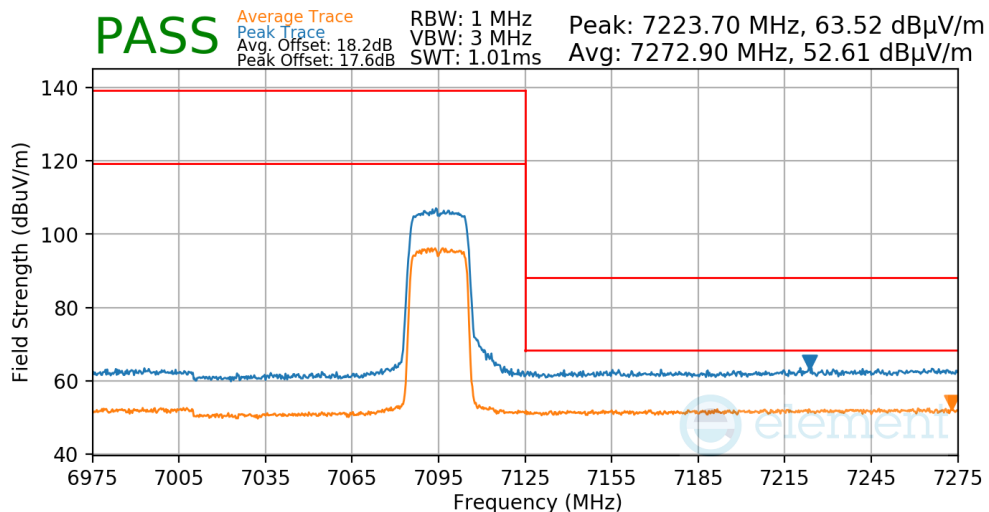
FCC ID: BCGA2764 IC: 579C-A2764		MEASUREMENT REPORT (CERTIFICATION)	Approved by: Technical Manager
Test Report S/N: 1C2205090028-21-R3.BCG	Test Dates: 5/30/2022 - 9/16/2022	EUT Type: Tablet Device	Page 228 of 282

Worst Case Mode: 802.11ax
 Worst Case Transfer Rate: MCS4
 Distance of Measurements: 3 Meters
 Operating Frequency: 7095MHz
 Channel: 229



Plot 7-653. Antenna 5b Radiated Upper Band Edge (Peak/Average – UNII Band 8)

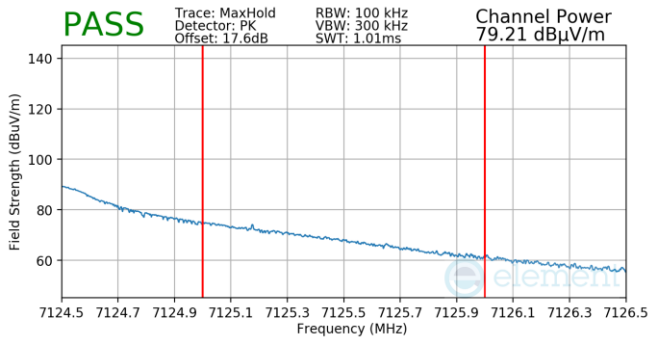
Worst Case Mode: 802.11ax
 Worst Case Transfer Rate: MCS11
 Distance of Measurements: 3 Meters
 Operating Frequency: 7095MHz
 Channel: 229



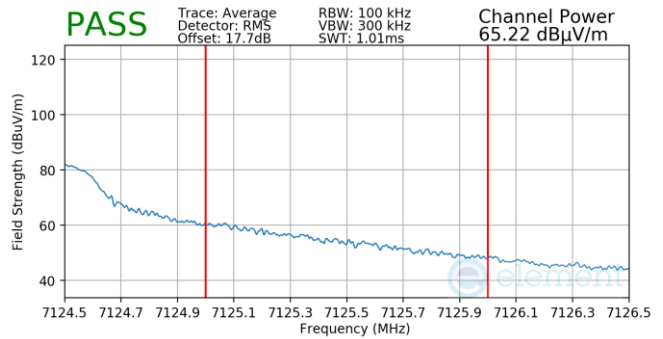
Plot 7-654. Antenna 5b Radiated Upper Band Edge (Peak/Average – UNII Band 8)

FCC ID: BCGA2764 IC: 579C-A2764		MEASUREMENT REPORT (CERTIFICATION)	Approved by: Technical Manager
Test Report S/N: 1C2205090028-21-R3.BCG	Test Dates: 5/30/2022 - 9/16/2022	EUT Type: Tablet Device	Page 229 of 282

Worst Case Mode: 802.11ax
 Worst Case Transfer Rate: MCS2
 Distance of Measurements: 3 Meters
 Operating Frequency: 7115MHz
 Channel: 233

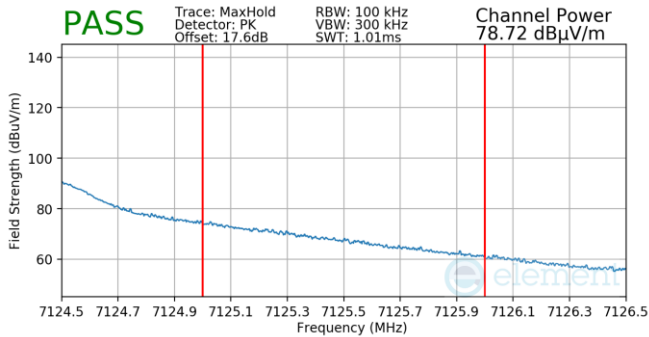


Plot 7-655. Antenna 5b Radiated Upper Band Edge (Peak – UNII Band 8)

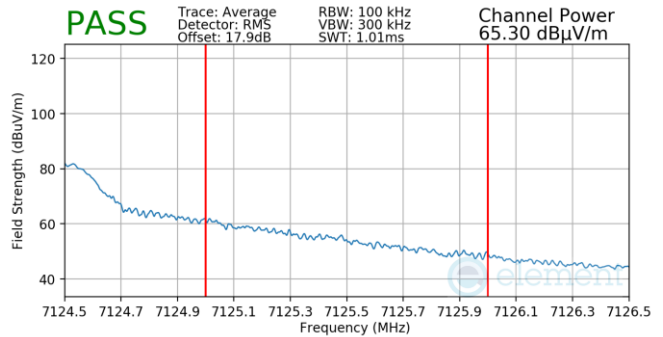


Plot 7-656. Antenna 5b Radiated Upper Band Edge (Average – UNII Band 8)

Worst Case Mode: 802.11ax
 Worst Case Transfer Rate: MCS4
 Distance of Measurements: 3 Meters
 Operating Frequency: 7115MHz
 Channel: 233



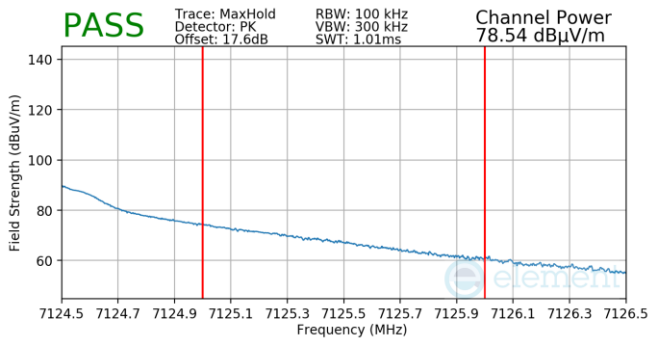
Plot 7-657. Antenna 5b Radiated Upper Band Edge (Peak – UNII Band 8)



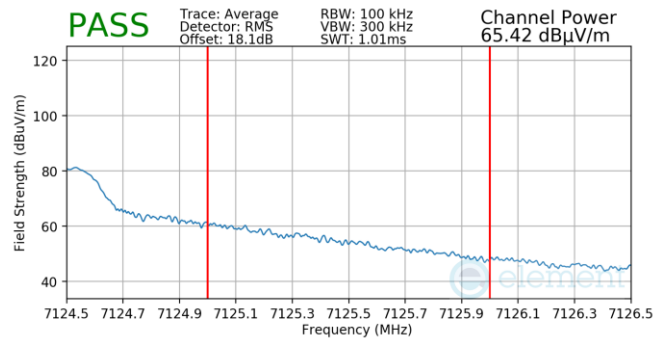
Plot 7-658. Antenna 5b Radiated Upper Band Edge (Average – UNII Band 8)

FCC ID: BCGA2764 IC: 579C-A2764		MEASUREMENT REPORT (CERTIFICATION)	Approved by: Technical Manager
Test Report S/N: 1C2205090028-21-R3.BCG	Test Dates: 5/30/2022 - 9/16/2022	EUT Type: Tablet Device	Page 230 of 282

Worst Case Mode: 802.11ax
 Worst Case Transfer Rate: MCS11
 Distance of Measurements: 3 Meters
 Operating Frequency: 7115MHz
 Channel: 233



Plot 7-659. Antenna 5b Radiated Upper Band Edge (Peak – UNII Band 8)

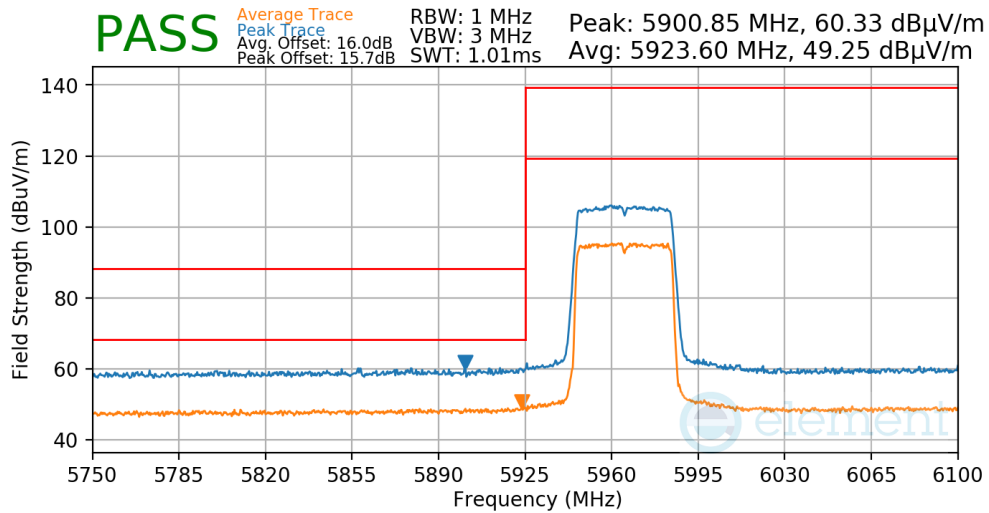


Plot 7-660. Antenna 5b Radiated Upper Band Edge (Average – UNII Band 8)

FCC ID: BCGA2764 IC: 579C-A2764	 MEASUREMENT REPORT (CERTIFICATION)	Approved by: Technical Manager
Test Report S/N: 1C2205090028-21-R3.BCG	Test Dates: 5/30/2022 - 9/16/2022	EUT Type: Tablet Device
© 2023 ELEMENT		V 10.5 12/15/2021

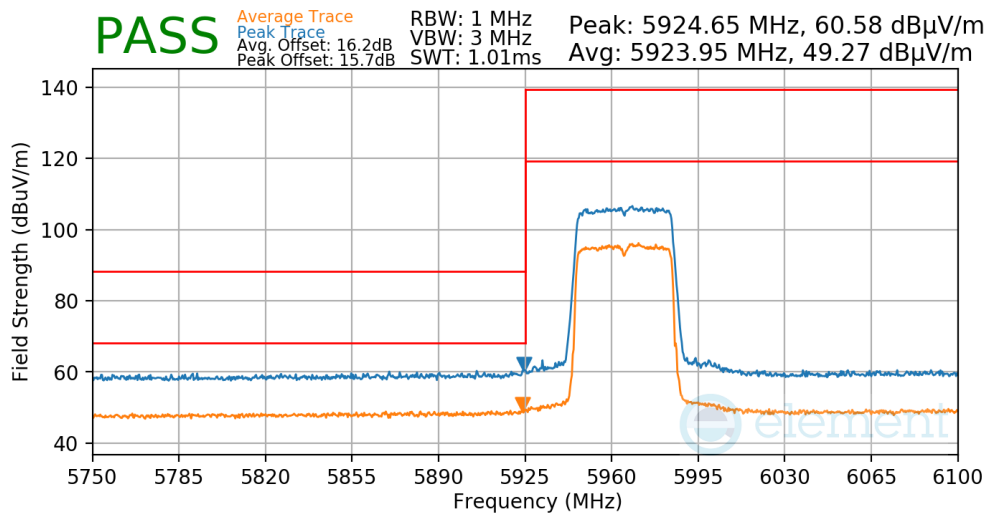
7.7.5 Antenna 5b Radiated Band Edge Measurements (40MHz BW) §15.407(b.1)(b.2) §15.205 §15.209; RSS-Gen [8.9]

Worst Case Mode: 802.11ax
 Worst Case Transfer Rate: MCS2
 Distance of Measurements: 3 Meters
 Operating Frequency: 5965MHz
 Channel: 3



Plot 7-661. Antenna 5b Radiated Lower Band Edge (Peak & Average – UNII Band 5)

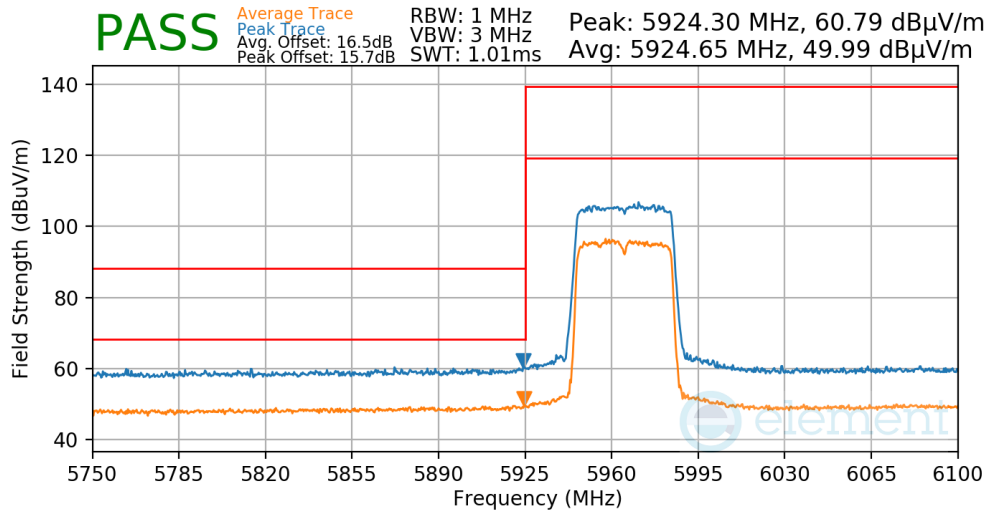
Worst Case Mode: 802.11ax
 Worst Case Transfer Rate: MCS4
 Distance of Measurements: 3 Meters
 Operating Frequency: 5965MHz
 Channel: 3



Plot 7-662. Antenna 5b Radiated Lower Band Edge (Peak & Average – UNII Band 5)

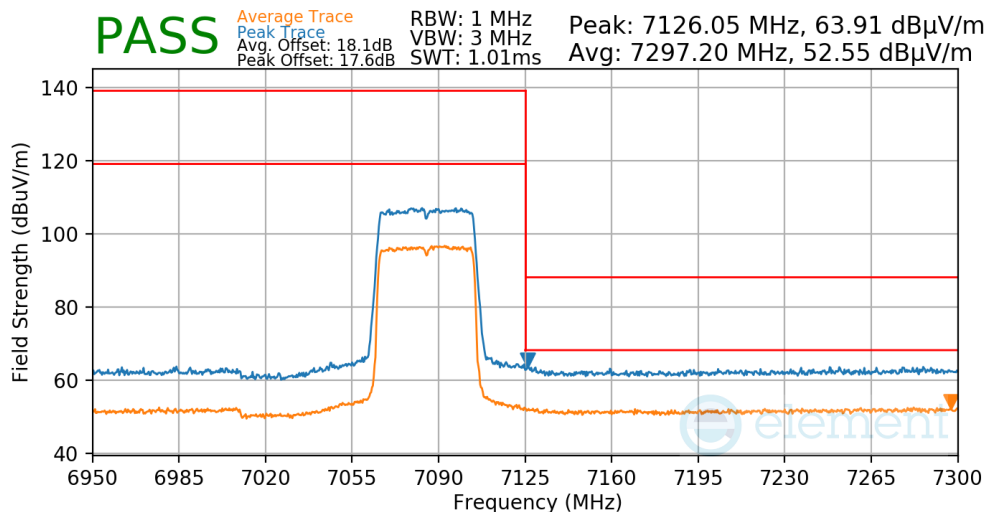
FCC ID: BCGA2764 IC: 579C-A2764		MEASUREMENT REPORT (CERTIFICATION)	Approved by: Technical Manager
Test Report S/N: 1C2205090028-21-R3.BCG	Test Dates: 5/30/2022 - 9/16/2022	EUT Type: Tablet Device	Page 232 of 282

Worst Case Mode: 802.11ax
 Worst Case Transfer Rate: MCS11
 Distance of Measurements: 3 Meters
 Operating Frequency: 5965MHz
 Channel: 3



Plot 7-663. Antenna 5b Radiated Lower Band Edge (Peak & Average – UNII Band 5)

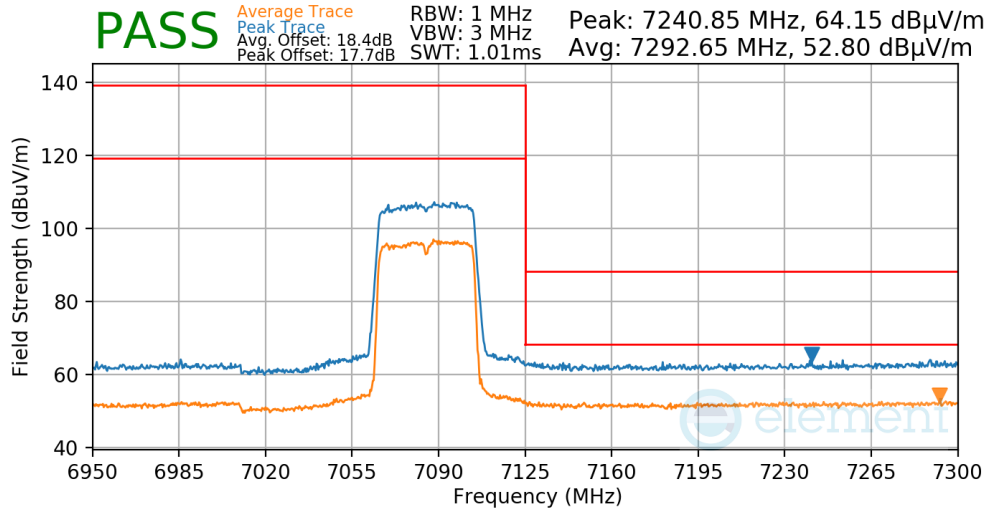
Worst Case Mode: 802.11ax
 Worst Case Transfer Rate: MCS2
 Distance of Measurements: 3 Meters
 Operating Frequency: 7085MHz
 Channel: 227



Plot 7-664. Antenna 5b Radiated Upper Band Edge (Peak & Average – UNII Band 8)

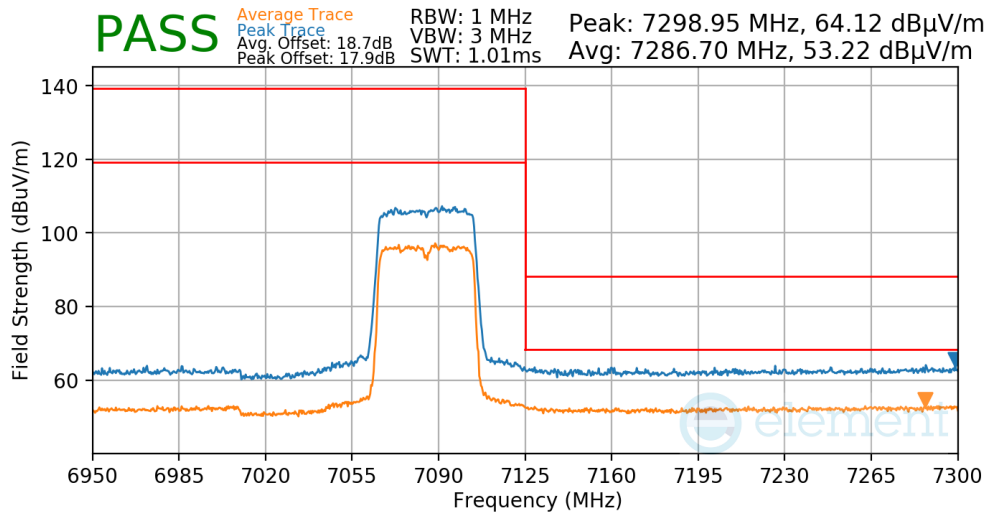
FCC ID: BCGA2764 IC: 579C-A2764		MEASUREMENT REPORT (CERTIFICATION)	Approved by: Technical Manager
Test Report S/N: 1C2205090028-21-R3.BCG	Test Dates: 5/30/2022 - 9/16/2022	EUT Type: Tablet Device	Page 233 of 282

Worst Case Mode: 802.11ax
 Worst Case Transfer Rate: MCS4
 Distance of Measurements: 3 Meters
 Operating Frequency: 7085MHz
 Channel: 227



Plot 7-665. Antenna 5b Radiated Upper Band Edge (Peak & Average – UNII Band 8)

Worst Case Mode: 802.11ax
 Worst Case Transfer Rate: MCS11
 Distance of Measurements: 3 Meters
 Operating Frequency: 7085MHz
 Channel: 227

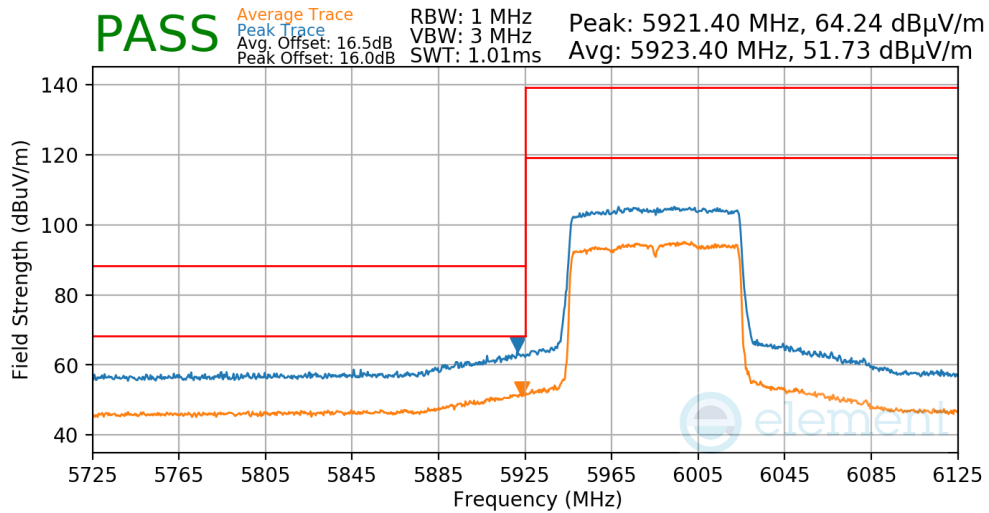


Plot 7-666. Antenna 5b Radiated Upper Band Edge (Peak & Average – UNII Band 8)

FCC ID: BCGA2764 IC: 579C-A2764		MEASUREMENT REPORT (CERTIFICATION)	Approved by: Technical Manager
Test Report S/N: 1C2205090028-21-R3.BCG	Test Dates: 5/30/2022 - 9/16/2022	EUT Type: Tablet Device	Page 234 of 282

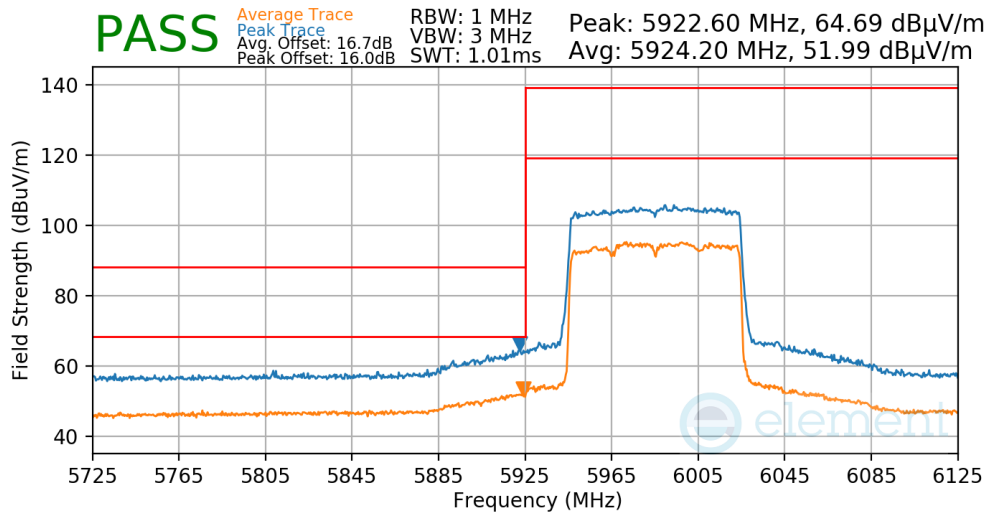
7.7.6 Antenna 5b Radiated Band Edge Measurements (80MHz BW) \$15.407(b.1)(b.2) \$15.205 \$15.209; RSS-Gen [8.9]

Worst Case Mode:	802.11ax
Worst Case Transfer Rate:	MCS2
Distance of Measurements:	3 Meters
Operating Frequency:	5985MHz
Channel:	7



Plot 7-667. Antenna 5b Radiated Lower Band Edge (Peak & Average – UNII Band 5)

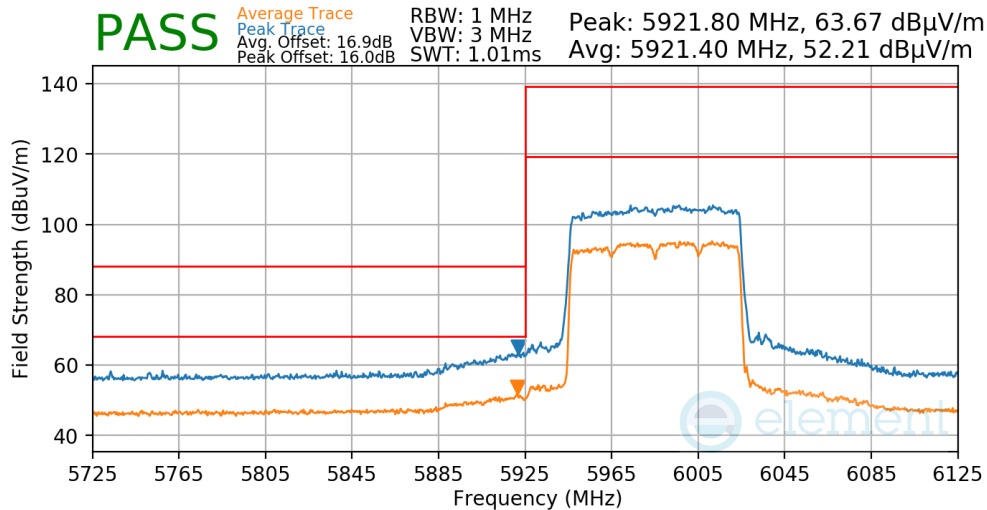
Worst Case Mode:	802.11ax
Worst Case Transfer Rate:	MCS4
Distance of Measurements:	3 Meters
Operating Frequency:	5985MHz
Channel:	7



Plot 7-668. Antenna 5b Radiated Lower Band Edge (Peak & Average – UNII Band 5)

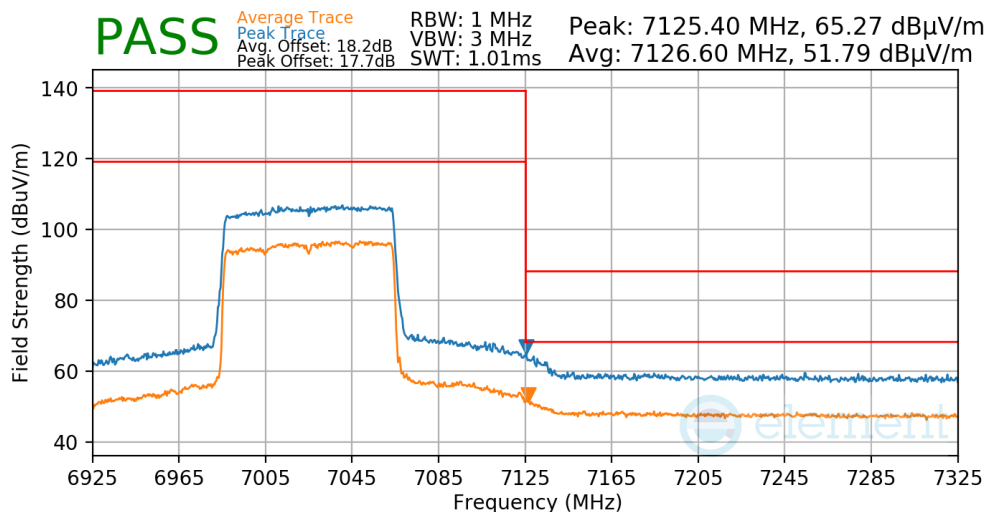
FCC ID: BCGA2764 IC: 579C-A2764		MEASUREMENT REPORT (CERTIFICATION)	Approved by: Technical Manager
Test Report S/N: 1C2205090028-21-R3.BCG	Test Dates: 5/30/2022 - 9/16/2022	EUT Type: Tablet Device	Page 235 of 282

Worst Case Mode: 802.11ax
 Worst Case Transfer Rate: MCS11
 Distance of Measurements: 3 Meters
 Operating Frequency: 5985MHz
 Channel: 7



Plot 7-669. Antenna 5b Radiated Lower Band Edge (Peak & Average – UNII Band 5)

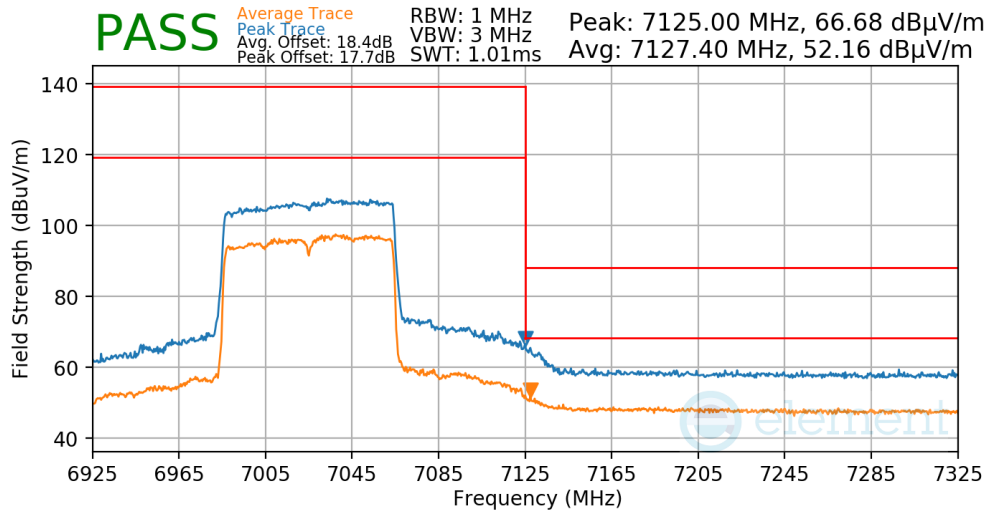
Worst Case Mode: 802.11ax
 Worst Case Transfer Rate: MCS2
 Distance of Measurements: 3 Meters
 Operating Frequency: 7025MHz
 Channel: 215



Plot 7-670. Antenna 5b Radiated Upper Band Edge (Peak & Average – UNII Band 8)

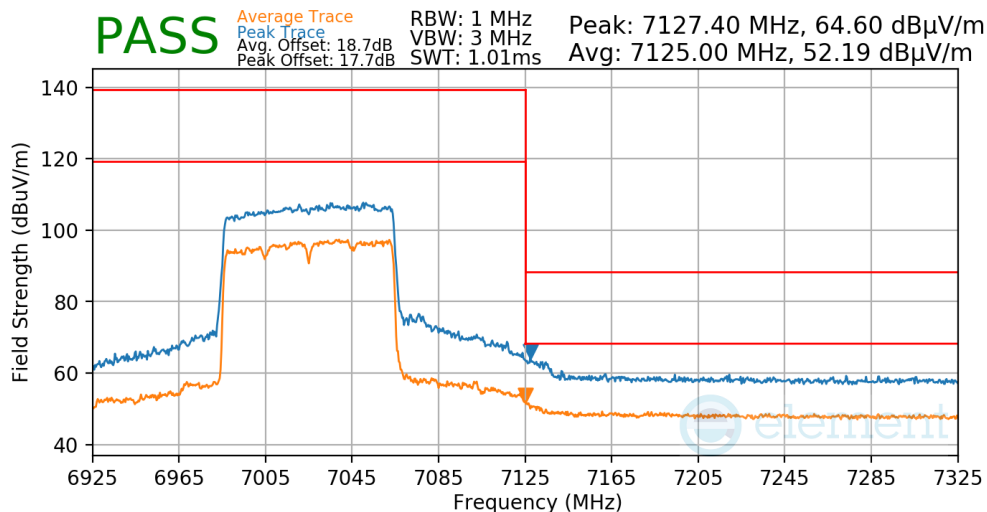
FCC ID: BCGA2764 IC: 579C-A2764		MEASUREMENT REPORT (CERTIFICATION)	Approved by: Technical Manager
Test Report S/N: 1C2205090028-21-R3.BCG	Test Dates: 5/30/2022 - 9/16/2022	EUT Type: Tablet Device	Page 236 of 282

Worst Case Mode: 802.11ax
 Worst Case Transfer Rate: MCS4
 Distance of Measurements: 3 Meters
 Operating Frequency: 7025MHz
 Channel: 215



Plot 7-671. Antenna 5b Radiated Upper Band Edge (Peak & Average – UNII Band 8)

Worst Case Mode: 802.11ax
 Worst Case Transfer Rate: MCS11
 Distance of Measurements: 3 Meters
 Operating Frequency: 7025MHz
 Channel: 215

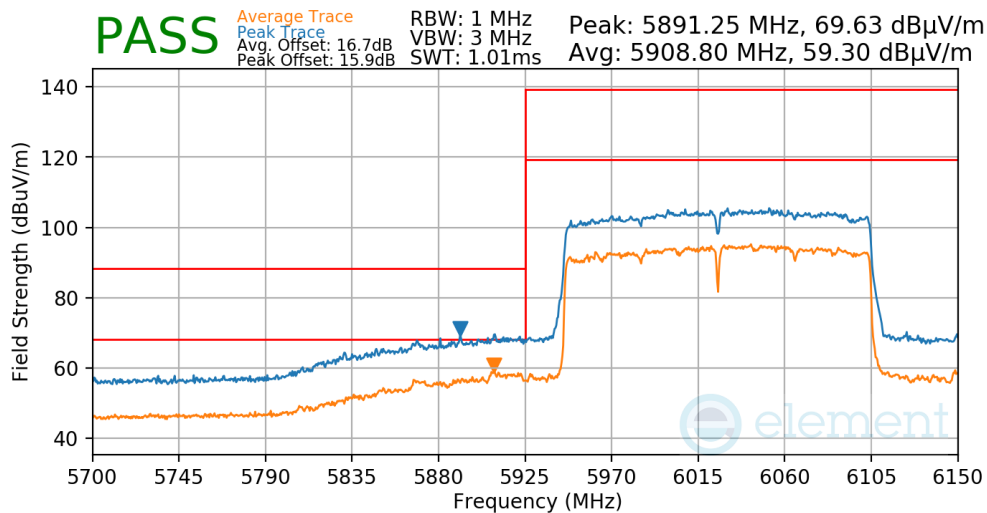


Plot 7-672. Antenna 5b Radiated Upper Band Edge (Peak & Average – UNII Band 8)

FCC ID: BCGA2764 IC: 579C-A2764		MEASUREMENT REPORT (CERTIFICATION)	Approved by: Technical Manager
Test Report S/N: 1C2205090028-21-R3.BCG	Test Dates: 5/30/2022 - 9/16/2022	EUT Type: Tablet Device	Page 237 of 282

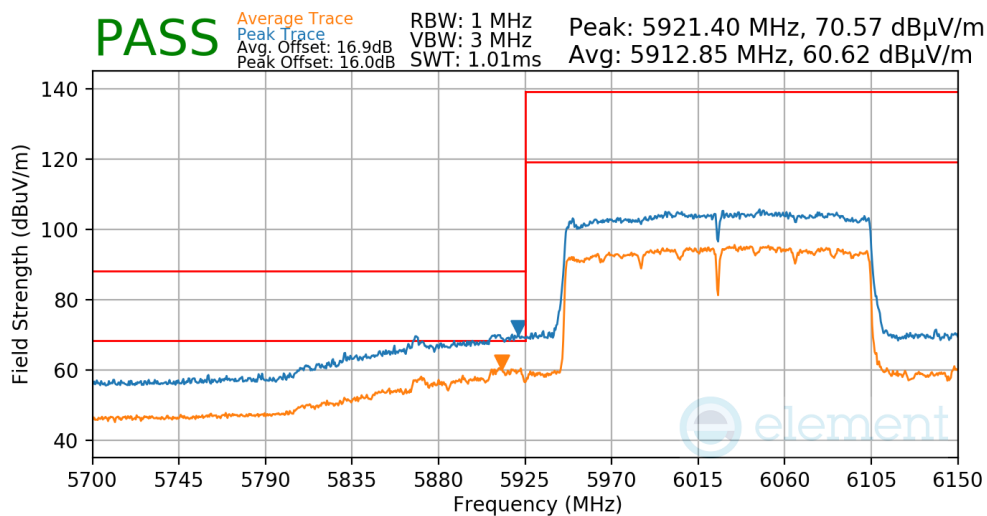
7.7.7 Antenna 5b Radiated Band Edge Measurements (160MHz BW) \$15.407(b.1)(b.2) \$15.205 \$15.209; RSS-Gen [8.9]

Worst Case Mode:	802.11ax
Worst Case Transfer Rate:	MCS2
Distance of Measurements:	3 Meters
Operating Frequency:	6025MHz
Channel:	15



Plot 7-673. Antenna 5b Radiated Lower Band Edge (Peak & Average – UNII Band 5)

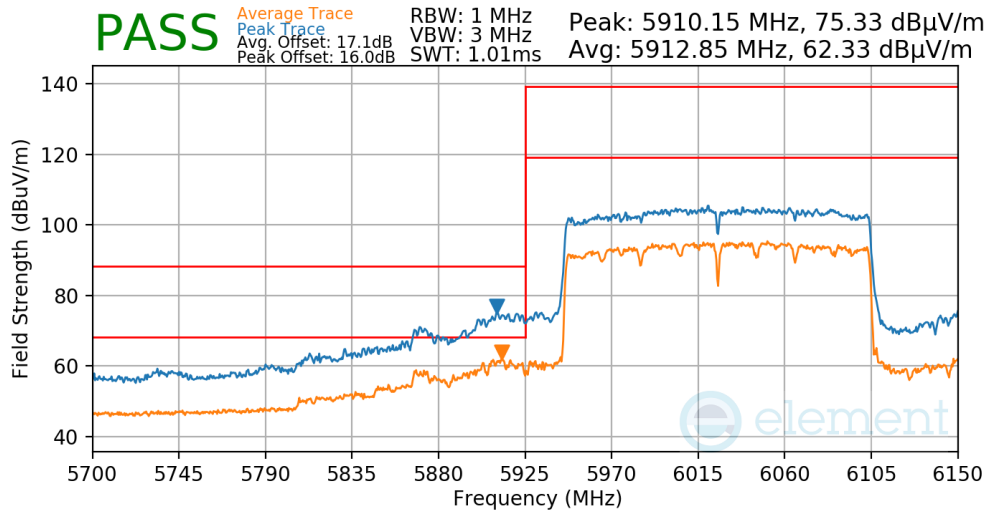
Worst Case Mode:	802.11ax
Worst Case Transfer Rate:	MCS4
Distance of Measurements:	3 Meters
Operating Frequency:	6025MHz
Channel:	15



Plot 7-674. Antenna 5b Radiated Lower Band Edge (Peak & Average – UNII Band 5)

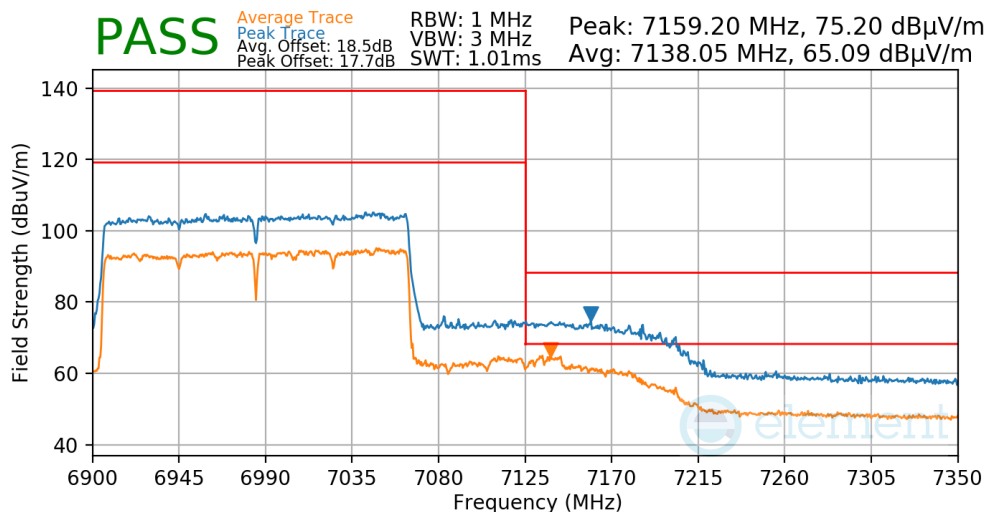
FCC ID: BCGA2764 IC: 579C-A2764		MEASUREMENT REPORT (CERTIFICATION)	Approved by: Technical Manager
Test Report S/N: 1C2205090028-21-R3.BCG	Test Dates: 5/30/2022 - 9/16/2022	EUT Type: Tablet Device	Page 238 of 282

Worst Case Mode: 802.11ax
 Worst Case Transfer Rate: MCS11
 Distance of Measurements: 3 Meters
 Operating Frequency: 6025MHz
 Channel: 15



Plot 7-675. Antenna 5b Radiated Lower Band Edge (Peak & Average – UNII Band 5)

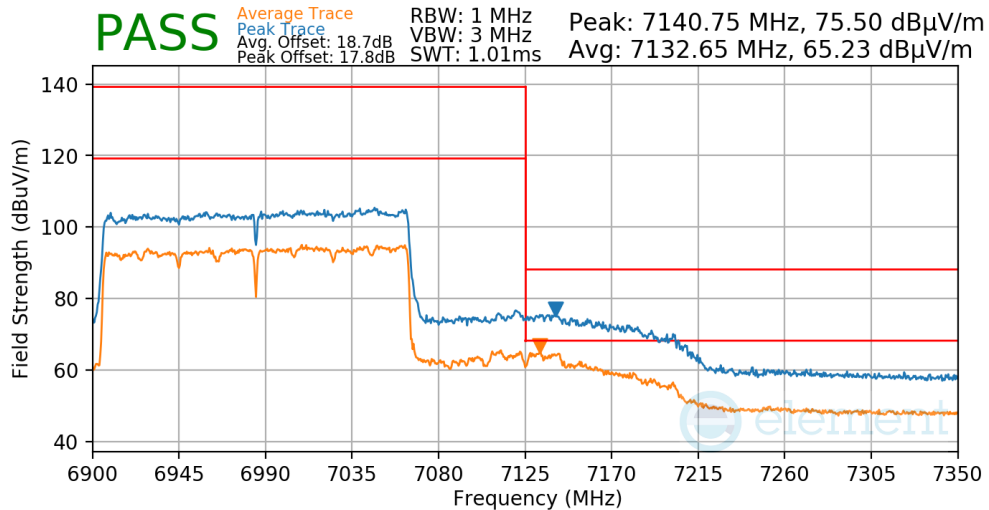
Worst Case Mode: 802.11ax
 Worst Case Transfer Rate: MCS2
 Distance of Measurements: 3 Meters
 Operating Frequency: 6985MHz
 Channel: 207



Plot 7-676. Antenna 5b Radiated Upper Band Edge (Peak & Average – UNII Band 8)

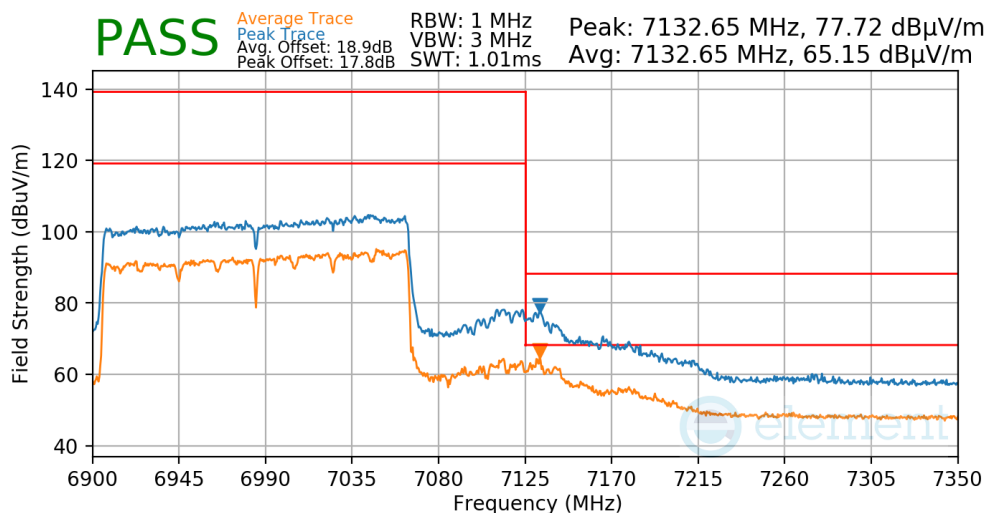
FCC ID: BCGA2764 IC: 579C-A2764		MEASUREMENT REPORT (CERTIFICATION)	Approved by: Technical Manager
Test Report S/N: 1C2205090028-21-R3.BCG	Test Dates: 5/30/2022 - 9/16/2022	EUT Type: Tablet Device	Page 239 of 282

Worst Case Mode: 802.11ax
 Worst Case Transfer Rate: MCS4
 Distance of Measurements: 3 Meters
 Operating Frequency: 6985MHz
 Channel: 207



Plot 7-677. Antenna 5b Radiated Upper Band Edge (Peak & Average – UNII Band 8)

Worst Case Mode: 802.11ax
 Worst Case Transfer Rate: MCS11
 Distance of Measurements: 3 Meters
 Operating Frequency: 6985MHz
 Channel: 207

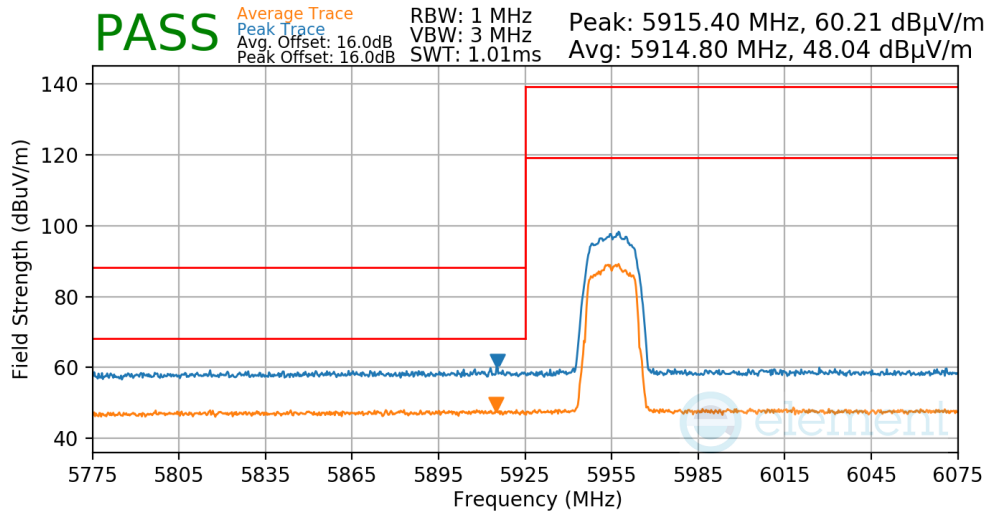


Plot 7-678. Antenna 5b Radiated Upper Band Edge (Peak & Average – UNII Band 8)

FCC ID: BCGA2764 IC: 579C-A2764		MEASUREMENT REPORT (CERTIFICATION)	Approved by: Technical Manager
Test Report S/N: 1C2205090028-21-R3.BCG	Test Dates: 5/30/2022 - 9/16/2022	EUT Type: Tablet Device	Page 240 of 282

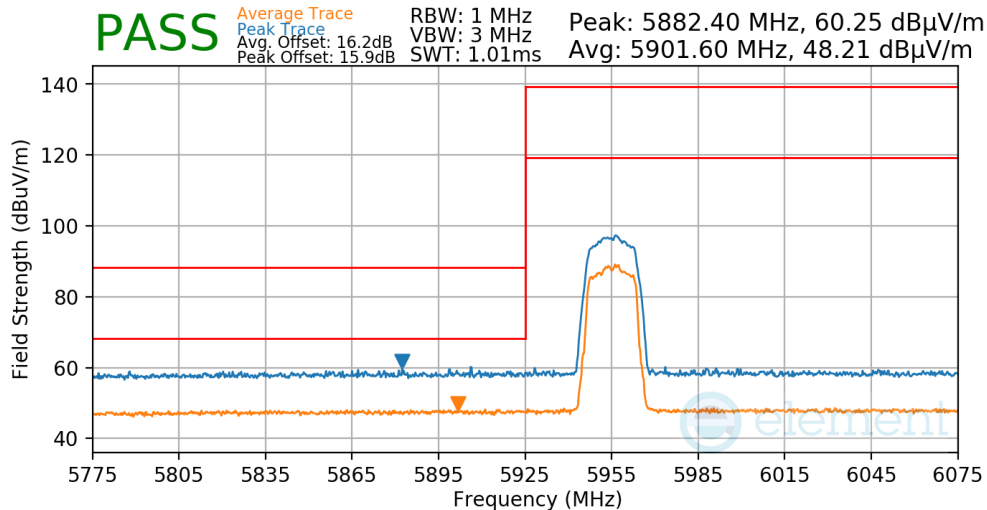
7.7.8 Antenna 4a Radiated Band Edge Measurements (20MHz BW) §15.407(b.1)(b.2) §15.205 §15.209; RSS-Gen [8.9]; RSS-Gen [8.9]

Worst Case Mode: 802.11a
 Worst Case Transfer Rate: 12Mbps
 Distance of Measurements: 3 Meters
 Operating Frequency: 5955MHz
 Channel: 1



Plot 7-679. Antenna 4a Radiated Lower Band Edge (Peak/Average – UNII Band 5)

Worst Case Mode: 802.11a
 Worst Case Transfer Rate: 24Mbps
 Distance of Measurements: 3 Meters
 Operating Frequency: 5955MHz
 Channel: 1



Plot 7-680. Antenna 4a Radiated Lower Band Edge (Peak/Average – UNII Band 5)

FCC ID: BCGA2764 IC: 579C-A2764		MEASUREMENT REPORT (CERTIFICATION)	Approved by: Technical Manager
Test Report S/N: 1C2205090028-21-R3.BCG	Test Dates: 5/30/2022 - 9/16/2022	EUT Type: Tablet Device	Page 241 of 282