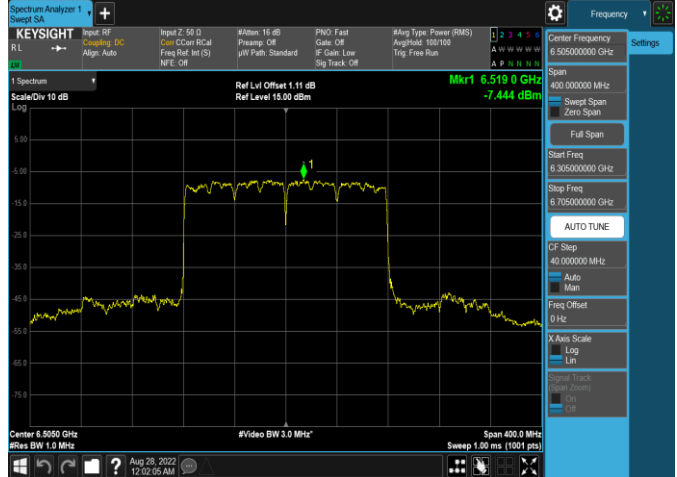
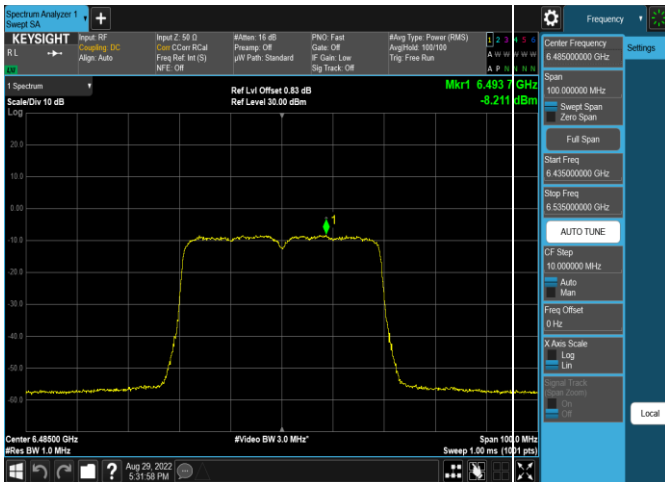


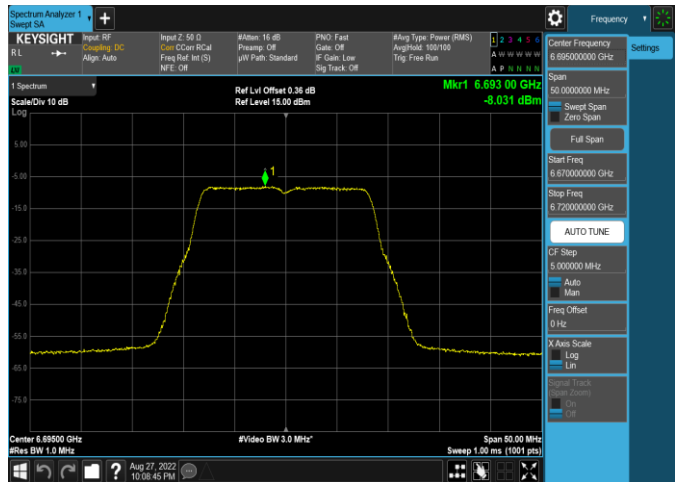
Plot 7-231. Power Spectral Density Plot Antenna 4a (20MHz 802.11ax (UNII Band 6) – Ch. 105, MCS11)



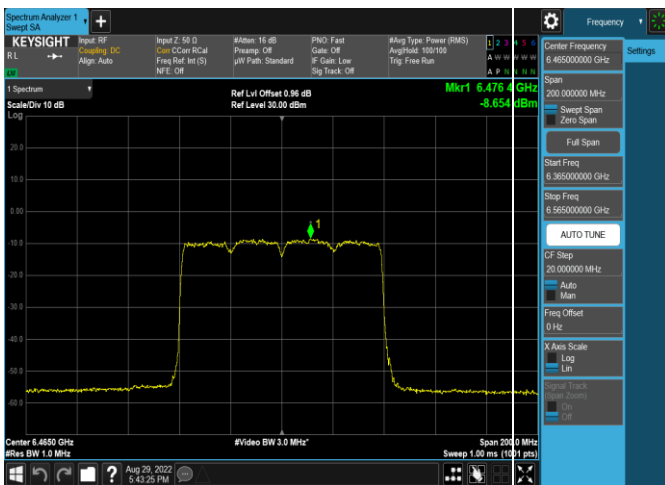
Plot 7-234. Power Spectral Density Plot Antenna 4a (160MHz 802.11ax (UNII Band 6) – Ch. 111, MCS11)



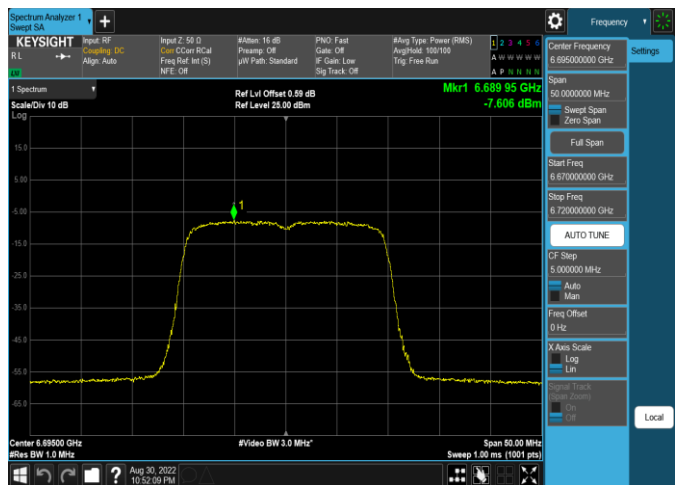
Plot 7-232. Power Spectral Density Plot Antenna 4a (40MHz 802.11ax (UNII Band 6) – Ch. 107, MCS11)



Plot 7-235. Power Spectral Density Plot Antenna 4a (20MHz 802.11a (UNII Band 7) – Ch. 149, MCS11)

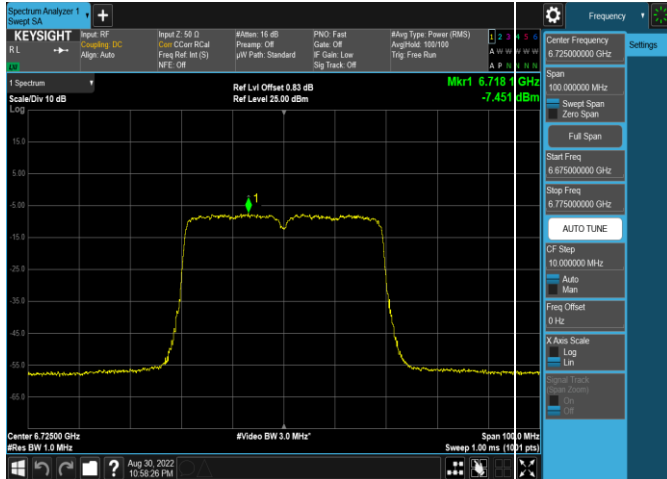


Plot 7-233. Power Spectral Density Plot Antenna 4a (80MHz 802.11ax (UNII Band 6) – Ch. 103, MCS11)

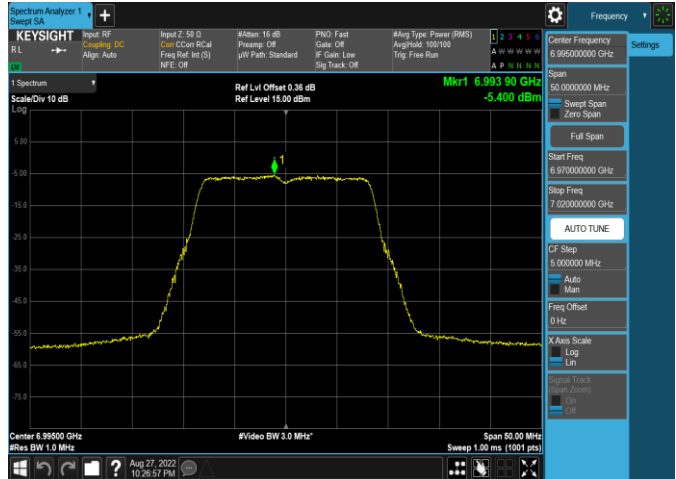


Plot 7-236. Power Spectral Density Plot Antenna 4a (20MHz 802.11ax (UNII Band 7) – Ch. 149, MCS11)

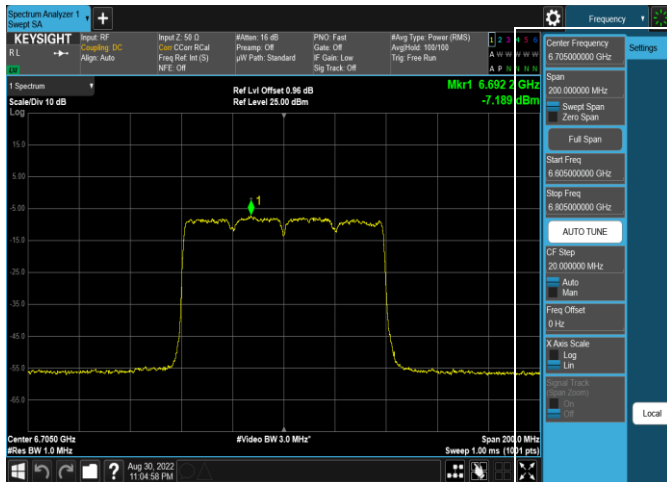
FCC ID: BCGA2764 IC: 579C-A2764		MEASUREMENT REPORT (CERTIFICATION)	Approved by: Technical Manager
Test Report S/N: 1C2205090028-21-R1.BCG	Test Dates: 5/30/2022 - 9/16/2022	EUT Type: Tablet Device	Page 92 of 282



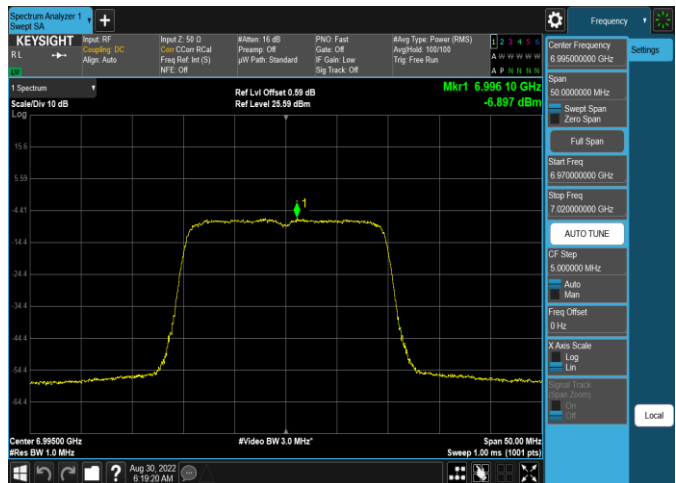
Plot 7-237. Power Spectral Density Plot Antenna 4a (40MHz 802.11ax (UNII Band 7) – Ch. 155, MCS11)



Plot 7-240. Power Spectral Density Plot Antenna 4a (20MHz 802.11a (UNII Band 8) – Ch. 209, MCS11)



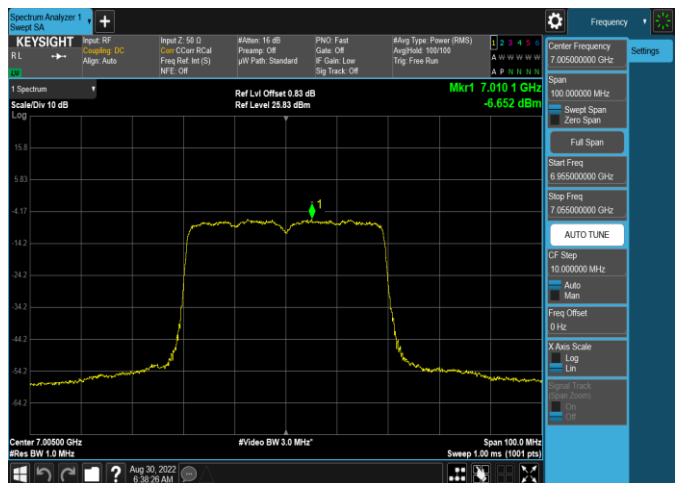
Plot 7-238. Power Spectral Density Plot Antenna 4a (80MHz 802.11ax (UNII Band 7) – Ch. 151, MCS11)



Plot 7-241. Power Spectral Density Plot Antenna 4a (20MHz 802.11ax (UNII Band 8) – Ch. 209, MCS11)

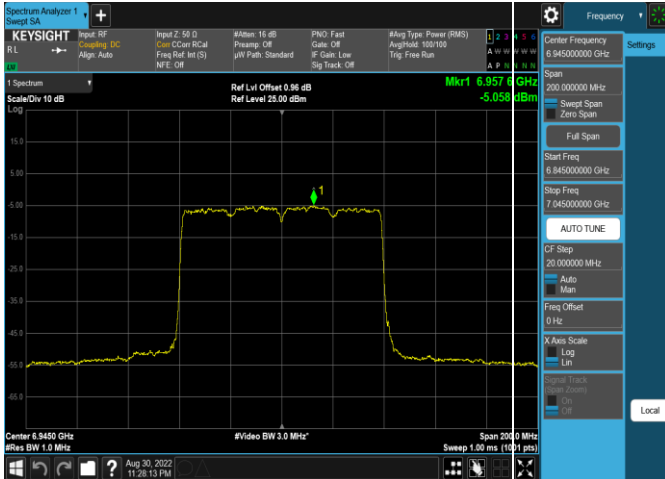


Plot 7-239. Power Spectral Density Plot Antenna 4a (160MHz 802.11ax (UNII Band 7) – Ch. 143, MCS11)

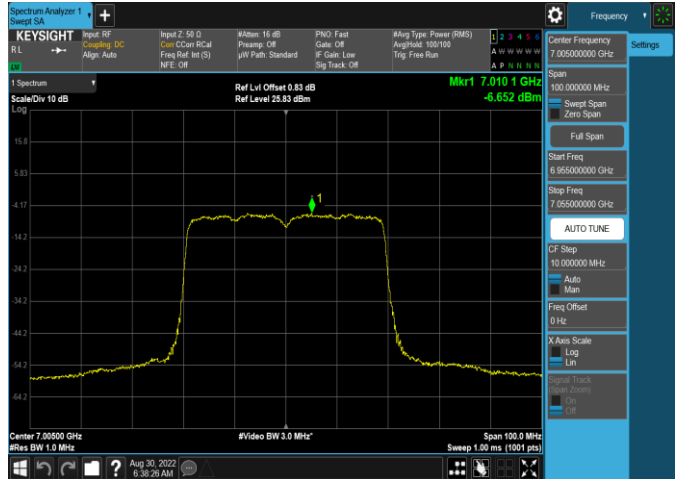


Plot 7-242. Power Spectral Density Plot Antenna 4a (40MHz 802.11ax (UNII Band 8) – Ch. 211, MCS11)

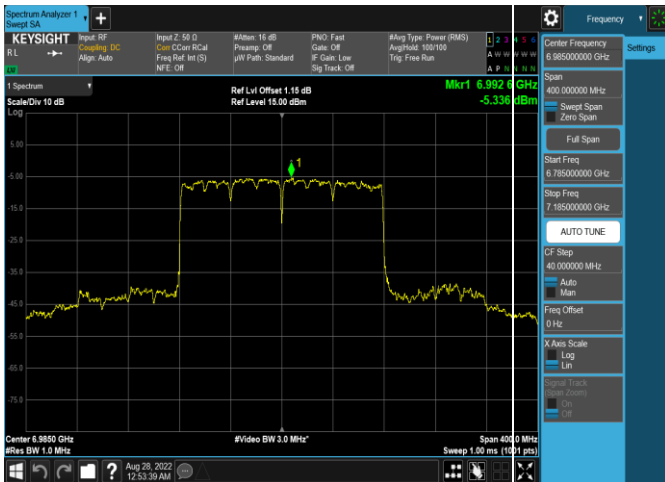
FCC ID: BCGA2764 IC: 579C-A2764		MEASUREMENT REPORT (CERTIFICATION)	Approved by: Technical Manager
Test Report S/N: 1C2205090028-21-R1.BCG	Test Dates: 5/30/2022 - 9/16/2022	EUT Type: Tablet Device	Page 93 of 282



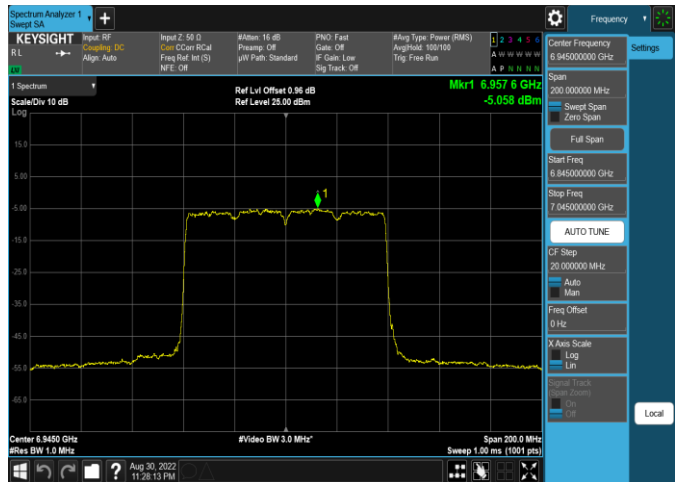
Plot 7-243. Power Spectral Density Plot Antenna 4a (80MHz 802.11ax (UNII Band 8) – Ch. 199, MCS11)



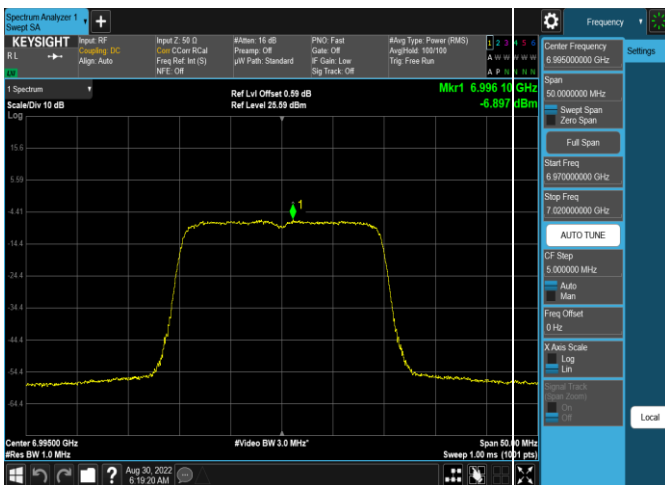
Plot 7-246. Power Spectral Density Plot Antenna 4a (40MHz 802.11ax (UNII Band 8) – Ch. 211, MCS11)



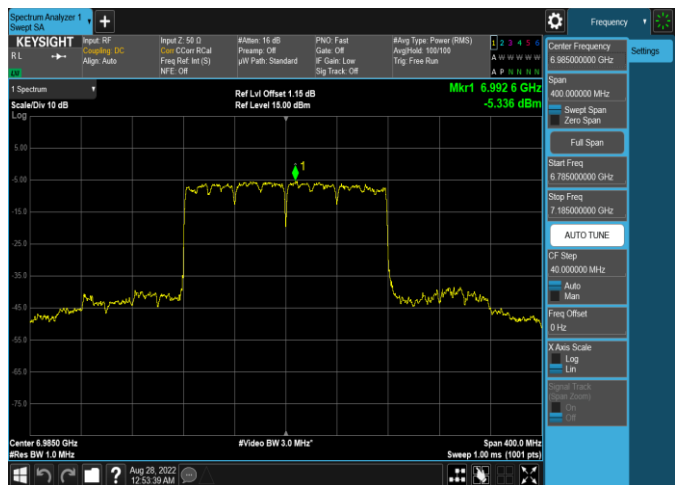
Plot 7-244. Power Spectral Density Plot Antenna 4a (160MHz 802.11ax (UNII Band 8) – Ch. 207, MCS11)



Plot 7-247. Power Spectral Density Plot Antenna 4a (80MHz 802.11ax (UNII Band 8) – Ch. 199, MCS11)



Plot 7-245. Power Spectral Density Plot Antenna 4a (20MHz 802.11ax (UNII Band 8) – Ch. 209, MCS11)



Plot 7-248. Power Spectral Density Plot Antenna 4a (160MHz 802.11ax (UNII Band 8) – Ch. 207, MCS11)

FCC ID: BCGA2764 IC: 579C-A2764		MEASUREMENT REPORT (CERTIFICATION)	Approved by: Technical Manager
Test Report S/N: 1C2205090028-21-R1.BCG	Test Dates: 5/30/2022 - 9/16/2022	EUT Type: Tablet Device	Page 94 of 282

7.4.3 SDM Power Spectral Density Measurements

	Frequency [MHz]	Channel No.	802.11 Mode	Mode	Data Rate [MHz]	Antenna 5b Power Density [dBm/MHz]	Antenna 4a Power Density [dBm/MHz]	Summed SDM Power Density [dBm/MHz]	Directional Gain [dBi]	e.i.r.p Density [dBm/MHz]	Max EIRP Density [dBm/MHz]	Margin [dB]	
Band 5	5955	1	ax (20MHz)	SDM	48.8/51.6 (MCS2)	-10.26	-11.45	-7.80	1.79	-6.01	-1	-5.01	
	6175	45	ax (20MHz)	SDM	48.8/51.6 (MCS2)	-9.84	-11.23	-7.47	2.73	-4.74	-1	-3.74	
	6415	93	ax (20MHz)	SDM	48.8/51.6 (MCS2)	-10.55	-11.26	-7.88	3.23	-4.65	-1	-3.65	
	5965	3	ax (40MHz)	SDM	97.5/103.2 (MCS2)	-8.73	-9.39	-6.04	1.79	-4.25	-1	-3.25	
	6165	43	ax (40MHz)	SDM	97.5/103.2 (MCS2)	-8.19	-9.34	-5.72	2.73	-2.99	-1	-1.99	
	6405	91	ax (40MHz)	SDM	97.5/103.2 (MCS2)	-8.69	-9.68	-6.14	3.29	-2.86	-1	-1.86	
	5985	7	ax (80MHz)	SDM	204.2/216.2 (MCS2)	-8.53	-9.64	-6.04	1.79	-4.26	-1	-3.26	
	6145	39	ax (80MHz)	SDM	204.2/216.2 (MCS2)	-8.38	-9.21	-5.76	2.73	-3.03	-1	-2.03	
	6385	87	ax (80MHz)	SDM	204.2/216.2 (MCS2)	-8.62	-10.00	-6.25	3.29	-2.96	-1	-1.96	
	6025	15	ax (160MHz)	SDM	408.3/432.4 (MCS2)	-8.69	-9.73	-6.17	2.94	-3.23	-1	-2.23	
	6185	47	ax (160MHz)	SDM	408.3/432.4 (MCS2)	-8.34	-9.71	-5.96	2.73	-3.23	-1	-2.23	
	6345	79	ax (160MHz)	SDM	408.3/432.4 (MCS2)	-7.96	-9.35	-5.59	3.29	-2.30	-1	-1.30	
	Band 6	6435	97	ax (20MHz)	SDM	48.8/51.6 (MCS2)	-10.06	-11.12	-7.55	3.42	-4.12	-1	-3.12
		6475	105	ax (20MHz)	SDM	48.8/51.6 (MCS2)	-10.20	-11.50	-7.79	3.23	-4.56	-1	-3.56
6515		113	ax (20MHz)	SDM	48.8/51.6 (MCS2)	-9.72	-10.74	-7.19	2.92	-4.27	-1	-3.27	
6445		99	ax (40MHz)	SDM	97.5/103.2 (MCS2)	-8.78	-10.09	-6.37	3.23	-3.15	-1	-2.15	
6485		107	ax (40MHz)	SDM	97.5/103.2 (MCS2)	-8.82	-10.18	-6.44	3.23	-3.21	-1	-2.21	
6525		115	ax (40MHz)	SDM	97.5/103.2 (MCS2)	-8.71	-9.87	-6.24	2.92	-3.32	-1	-2.32	
6465		103	ax (80MHz)	SDM	204.2/216.2 (MCS2)	-8.49	-9.89	-6.12	3.23	-2.89	-1	-1.89	
6505		111	ax (160MHz)	SDM	408.3/432.4 (MCS2)	-7.46	-8.86	-5.09	2.92	-2.17	-1	-1.17	
Band 7		6535	117	ax (20MHz)	SDM	48.8/51.6 (MCS2)	-8.77	-10.03	-6.34	2.92	-3.42	-1	-2.42
		6695	149	ax (20MHz)	SDM	48.8/51.6 (MCS2)	-9.01	-10.35	-6.62	2.62	-3.99	-1	-2.99
	6875	185	ax (20MHz)	SDM	48.8/51.6 (MCS2)	-9.31	-10.49	-6.85	1.66	-5.18	-1	-4.18	
	6565	123	ax (40MHz)	SDM	97.5/103.2 (MCS2)	-8.24	-9.54	-5.83	2.92	-2.91	-1	-1.91	
	6725	155	ax (40MHz)	SDM	97.5/103.2 (MCS2)	-8.29	-9.31	-5.76	2.66	-3.10	-1	-2.10	
	6845	179	ax (40MHz)	SDM	97.5/103.2 (MCS2)	-8.74	-9.44	-6.07	1.66	-4.40	-1	-3.40	
	6545	119	ax (80MHz)	SDM	204.2/216.2 (MCS2)	-8.15	-9.55	-5.78	2.92	-2.86	-1	-1.86	
	6705	151	ax (80MHz)	SDM	204.2/216.2 (MCS2)	-7.67	-8.92	-5.24	2.62	-2.61	-1	-1.61	
	6865	183	ax (80MHz)	SDM	204.2/216.2 (MCS2)	-8.06	-8.36	-5.20	1.66	-3.54	-1	-2.54	
	6665	143	ax (160MHz)	SDM	408.3/432.4 (MCS2)	-7.97	-9.25	-5.55	2.62	-2.93	-1	-1.93	
Band 8	6825	175	ax (160MHz)	SDM	408.3/432.4 (MCS2)	-7.56	-7.87	-4.70	1.66	-3.04	-1	-2.04	
	6895	189	ax (20MHz)	SDM	48.8/51.6 (MCS2)	-6.42	-6.80	-3.60	1.66	-1.94	-1	-0.94	
	6995	209	ax (20MHz)	SDM	48.8/51.6 (MCS2)	-6.26	-6.51	-3.37	0.66	-2.71	-1	-1.71	
	7115	233	ax (20MHz)	SDM	48.8/51.6 (MCS2)	-6.51	-6.55	-3.52	0.41	-3.11	-1	-2.11	
	6885	187	ax (40MHz)	SDM	97.5/103.2 (MCS2)	-8.18	-9.06	-5.59	0.96	-4.63	-1	-3.63	
	7005	211	ax (40MHz)	SDM	97.5/103.2 (MCS2)	-6.41	-6.57	-3.48	0.66	-2.81	-1	-1.81	
	7085	227	ax (40MHz)	SDM	97.5/103.2 (MCS2)	-6.52	-6.63	-3.56	0.41	-3.15	-1	-2.15	
	6945	199	ax (80MHz)	SDM	204.2/216.2 (MCS2)	-5.70	-6.44	-3.04	0.66	-2.38	-1	-1.38	
	7025	215	ax (80MHz)	SDM	204.2/216.2 (MCS2)	-5.97	-6.31	-3.12	0.19	-2.93	-1	-1.93	
	6985	207	ax (160MHz)	SDM	408.3/432.4 (MCS2)	-5.31	-5.94	-2.60	0.66	-1.94	-1	-0.94	

Table 7-50. Power Spectral Density Measurements SDM (Low Data Rate)

FCC ID: BCGA2764 IC: 579C-A2764		MEASUREMENT REPORT (CERTIFICATION)	Approved by: Technical Manager
Test Report S/N: 1C2205090028-21-R1.BCG	Test Dates: 5/30/2022 - 9/16/2022	EUT Type: Tablet Device	Page 95 of 282

	Frequency [MHz]	Channel No.	802.11 Mode	Mode	Data Rate [MHz]	Antenna 5b Power Density [dBm/MHz]	Antenna 4a Power Density [dBm/MHz]	Summed SDM Power Density [dBm/MHz]	Directional Gain [dBi]	e.i.r.p Density [dBm/MHz]	Max EIRP Density [dBm/MHz]	Margin [dB]
Band 5	5955	1	ax (20MHz)	SDM	97.5/103.2 (MCS4)	-10.05	-11.28	-7.61	1.79	-5.82	-1	-4.82
	6175	45	ax (20MHz)	SDM	97.5/103.2 (MCS4)	-9.73	-10.95	-7.28	2.73	-4.56	-1	-3.56
	6415	93	ax (20MHz)	SDM	97.5/103.2 (MCS4)	-9.81	-11.05	-7.37	3.23	-4.15	-1	-3.15
	5965	3	ax (40MHz)	SDM	195/206.5 (MCS4)	-8.29	-9.42	-5.81	1.79	-4.02	-1	-3.02
	6165	43	ax (40MHz)	SDM	195/206.5 (MCS4)	-7.83	-9.15	-5.43	2.73	-2.70	-1	-1.70
	6405	91	ax (40MHz)	SDM	195/206.5 (MCS4)	-8.19	-9.51	-5.79	3.29	-2.50	-1	-1.50
	5985	7	ax (80MHz)	SDM	408.3/432.4 (MCS4)	-8.32	-9.66	-5.93	1.79	-4.14	-1	-3.14
	6145	39	ax (80MHz)	SDM	408.3/432.4 (MCS4)	-8.14	-9.01	-5.54	2.73	-2.81	-1	-1.81
	6385	87	ax (80MHz)	SDM	408.3/432.4 (MCS4)	-8.37	-9.77	-6.01	3.29	-2.72	-1	-1.72
	6025	15	ax (160MHz)	SDM	816.7/864.7 (MCS4)	-8.48	-9.80	-6.08	2.94	-3.14	-1	-2.14
	6185	47	ax (160MHz)	SDM	816.7/864.7 (MCS4)	-8.16	-9.36	-5.71	2.73	-2.98	-1	-1.98
	6345	79	ax (160MHz)	SDM	816.7/864.7 (MCS4)	-7.81	-8.65	-5.20	3.29	-1.91	-1	-0.91
	Band 6	6435	97	ax (20MHz)	SDM	97.5/103.2 (MCS4)	-9.96	-10.83	-7.36	3.42	-3.94	-1
6475		105	ax (20MHz)	SDM	97.5/103.2 (MCS4)	-9.88	-11.23	-7.49	3.23	-4.26	-1	-3.26
6515		113	ax (20MHz)	SDM	97.5/103.2 (MCS4)	-9.36	-10.56	-6.91	2.92	-3.99	-1	-2.99
6445		99	ax (40MHz)	SDM	195/206.5 (MCS4)	-8.73	-9.88	-6.26	3.23	-3.03	-1	-2.03
6485		107	ax (40MHz)	SDM	195/206.5 (MCS4)	-8.60	-9.99	-6.23	3.23	-3.00	-1	-2.00
6525		115	ax (40MHz)	SDM	195/206.5 (MCS4)	-8.51	-9.70	-6.05	2.92	-3.13	-1	-2.13
6465		103	ax (80MHz)	SDM	408.3/432.4 (MCS4)	-8.49	-9.46	-5.94	3.23	-2.71	-1	-1.71
6505		111	ax (160MHz)	SDM	816.7/864.7 (MCS4)	-7.21	-8.57	-4.82	2.92	-1.90	-1	-0.90
Band 7		6535	117	ax (20MHz)	SDM	97.5/103.2 (MCS4)	-8.86	-10.18	-6.46	2.92	-3.54	-1
	6695	149	ax (20MHz)	SDM	97.5/103.2 (MCS4)	-8.84	-10.19	-6.45	2.62	-3.83	-1	-2.83
	6875	185	ax (20MHz)	SDM	97.5/103.2 (MCS4)	-9.08	-10.40	-6.68	1.66	-5.02	-1	-4.02
	6565	123	ax (40MHz)	SDM	195/206.5 (MCS4)	-8.25	-9.44	-5.79	2.92	-2.87	-1	-1.87
	6725	155	ax (40MHz)	SDM	195/206.5 (MCS4)	-8.24	-9.20	-5.68	2.66	-3.03	-1	-2.03
	6845	179	ax (40MHz)	SDM	195/206.5 (MCS4)	-8.45	-9.33	-5.86	1.66	-4.20	-1	-3.20
	6545	119	ax (80MHz)	SDM	408.3/432.4 (MCS4)	-7.87	-8.99	-5.38	2.92	-2.46	-1	-1.46
	6705	151	ax (80MHz)	SDM	408.3/432.4 (MCS4)	-7.57	-8.89	-5.17	2.62	-2.54	-1	-1.54
	6865	183	ax (80MHz)	SDM	408.3/432.4 (MCS4)	-7.72	-8.54	-5.10	1.66	-3.44	-1	-2.44
	6665	143	ax (160MHz)	SDM	816.7/864.7 (MCS4)	-7.50	-8.89	-5.13	2.62	-2.51	-1	-1.51
	6825	175	ax (160MHz)	SDM	816.7/864.7 (MCS4)	-7.25	-7.65	-4.43	1.66	-2.77	-1	-1.77
Band 8	6895	189	ax (20MHz)	SDM	97.5/103.2 (MCS4)	-6.30	-6.55	-3.41	1.66	-1.75	-1	-0.75
	6995	209	ax (20MHz)	SDM	97.5/103.2 (MCS4)	-6.17	-6.34	-3.24	0.66	-2.58	-1	-1.58
	7115	233	ax (20MHz)	SDM	97.5/103.2 (MCS4)	-6.09	-6.55	-3.30	0.41	-2.89	-1	-1.89
	6885	187	ax (40MHz)	SDM	195/206.5 (MCS4)	-8.11	-8.92	-5.49	0.96	-4.53	-1	-3.53
	7005	211	ax (40MHz)	SDM	195/206.5 (MCS4)	-6.00	-6.46	-3.21	0.66	-2.55	-1	-1.55
	7085	227	ax (40MHz)	SDM	195/206.5 (MCS4)	-6.14	-6.63	-3.37	0.41	-2.95	-1	-1.95
	6945	199	ax (80MHz)	SDM	408.3/432.4 (MCS4)	-4.68	-6.07	-2.31	0.66	-1.65	-1	-0.65
	7025	215	ax (80MHz)	SDM	408.3/432.4 (MCS4)	-5.81	-5.70	-2.74	0.19	-2.55	-1	-1.55
	6985	207	ax (160MHz)	SDM	816.7/864.7 (MCS4)	-6.24	-7.07	-3.63	0.66	-2.96	-1	-1.96

Table 7-51. Power Spectral Density Measurements SDM (Mid Data Rate)

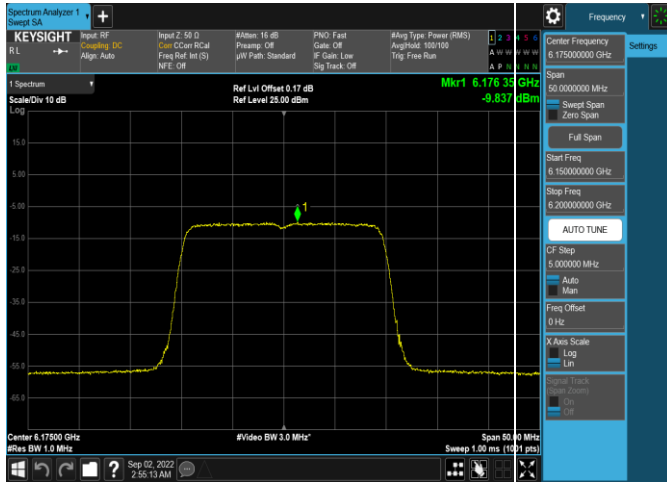
FCC ID: BCGA2764 IC: 579C-A2764		MEASUREMENT REPORT (CERTIFICATION)	Approved by: Technical Manager
Test Report S/N: 1C2205090028-21-R1.BCG	Test Dates: 5/30/2022 - 9/16/2022	EUT Type: Tablet Device	Page 96 of 282

	Frequency [MHz]	Channel No.	802.11 Mode	Mode	Data Rate [MHz]	Antenna 5b Power Density [dBm/MHz]	Antenna 4a Power Density [dBm/MHz]	Summed SDM Power Density [dBm/MHz]	Directional Gain [dBi]	e.i.r.p Density [dBm/MHz]	Max EIRP Density [dBm/MHz]	Margin [dB]	
Band 5	5955	1	ax (20MHz)	SDM	270.8/286.8 (MCS11)	-9.78	-10.94	-7.31	1.79	-5.52	-1	-4.52	
	6175	45	ax (20MHz)	SDM	270.8/286.8 (MCS11)	-9.48	-10.56	-6.98	2.73	-4.25	-1	-3.25	
	6415	93	ax (20MHz)	SDM	270.8/286.8 (MCS11)	-9.60	-10.74	-7.12	3.23	-3.89	-1	-2.89	
	5965	3	ax (40MHz)	SDM	541.7/573.5 (MCS11)	-8.08	-9.09	-5.54	1.79	-3.76	-1	-2.76	
	6165	43	ax (40MHz)	SDM	541.7/573.5 (MCS11)	-7.94	-9.01	-5.43	2.73	-2.70	-1	-1.70	
	6405	91	ax (40MHz)	SDM	541.7/573.5 (MCS11)	-8.45	-9.54	-5.95	3.29	-2.66	-1	-1.66	
	5985	7	ax (80MHz)	SDM	1134.3/1201 (MCS11)	-8.05	-9.11	-5.54	1.79	-3.75	-1	-2.75	
	6145	39	ax (80MHz)	SDM	1134.3/1201 (MCS11)	-8.21	-9.11	-5.62	2.73	-2.90	-1	-1.90	
	6385	87	ax (80MHz)	SDM	1134.3/1201 (MCS11)	-8.12	-9.49	-5.74	3.29	-2.45	-1	-1.45	
	6025	15	ax (160MHz)	SDM	2268.5/2402 (MCS11)	-8.46	-9.87	-6.10	2.94	-3.16	-1	-2.16	
	6185	47	ax (160MHz)	SDM	2268.5/2402 (MCS11)	-7.98	-9.32	-5.59	2.73	-2.86	-1	-1.86	
	6345	79	ax (160MHz)	SDM	2268.5/2402 (MCS11)	-7.64	-9.04	-5.27	3.29	-1.99	-1	-0.99	
	Band 6	6435	97	ax (20MHz)	SDM	270.8/286.8 (MCS11)	-9.84	-10.64	-7.21	3.42	-3.79	-1	-2.79
		6475	105	ax (20MHz)	SDM	270.8/286.8 (MCS11)	-9.93	-10.90	-7.37	3.23	-4.15	-1	-3.15
6515		113	ax (20MHz)	SDM	270.8/286.8 (MCS11)	-9.50	-10.14	-6.80	2.92	-3.87	-1	-2.87	
6445		99	ax (40MHz)	SDM	541.7/573.5 (MCS11)	-8.59	-9.82	-6.15	3.23	-2.93	-1	-1.93	
6485		107	ax (40MHz)	SDM	541.7/573.5 (MCS11)	-8.54	-9.84	-6.13	3.23	-2.90	-1	-1.90	
6525		115	ax (40MHz)	SDM	541.7/573.5 (MCS11)	-8.15	-9.51	-5.77	2.92	-2.84	-1	-1.84	
6465		103	ax (80MHz)	SDM	1134.3/1201 (MCS11)	-8.11	-9.45	-5.72	3.23	-2.49	-1	-1.49	
6505		111	ax (160MHz)	SDM	2268.5/2402 (MCS11)	-7.15	-8.43	-4.73	2.92	-1.81	-1	-0.81	
Band 7	6535	117	ax (20MHz)	SDM	270.8/286.8 (MCS11)	-8.68	-9.83	-6.21	2.92	-3.29	-1	-2.29	
	6695	149	ax (20MHz)	SDM	270.8/286.8 (MCS11)	-8.68	-10.07	-6.31	2.62	-3.68	-1	-2.68	
	6875	185	ax (20MHz)	SDM	270.8/286.8 (MCS11)	-9.01	-10.02	-6.47	1.66	-4.81	-1	-3.81	
	6565	123	ax (40MHz)	SDM	271/286.8 (MCS11)	-8.27	-9.53	-5.84	2.92	-2.92	-1	-1.92	
	6725	155	ax (40MHz)	SDM	541.7/573.5 (MCS11)	-8.00	-9.07	-5.49	2.66	-2.84	-1	-1.84	
	6845	179	ax (40MHz)	SDM	541.7/573.5 (MCS11)	-8.58	-9.10	-5.82	1.66	-4.16	-1	-3.16	
	6545	119	ax (80MHz)	SDM	1134.3/1201 (MCS11)	-7.89	-9.29	-5.52	2.92	-2.60	-1	-1.60	
	6705	151	ax (80MHz)	SDM	1134.3/1201 (MCS11)	-7.41	-8.40	-4.87	2.62	-2.24	-1	-1.24	
	6865	183	ax (80MHz)	SDM	1134.3/1201 (MCS11)	-7.32	-8.30	-4.77	1.66	-3.11	-1	-2.11	
	6665	143	ax (160MHz)	SDM	2268.5/2402 (MCS11)	-7.45	-8.85	-5.08	2.62	-2.46	-1	-1.46	
	6825	175	ax (160MHz)	SDM	2268.5/2402 (MCS11)	-7.13	-7.70	-4.39	1.66	-2.73	-1	-1.73	
	Band 8	6895	189	ax (20MHz)	SDM	270.8/286.8 (MCS11)	-6.03	-6.71	-3.35	1.66	-1.68	-1	-0.68
6995		209	ax (20MHz)	SDM	270.8/286.8 (MCS11)	-6.22	-6.29	-3.24	0.66	-2.58	-1	-1.58	
7115		233	ax (20MHz)	SDM	270.8/286.8 (MCS11)	-6.57	-6.33	-3.44	0.41	-3.03	-1	-2.03	
6885		187	ax (40MHz)	SDM	541.7/573.5 (MCS11)	-7.92	-8.45	-5.17	0.96	-4.21	-1	-3.21	
7005		211	ax (40MHz)	SDM	541.7/573.5 (MCS11)	-6.06	-6.21	-3.12	0.66	-2.46	-1	-1.46	
7085		227	ax (40MHz)	SDM	541.7/573.5 (MCS11)	-6.23	-6.46	-3.34	0.41	-2.92	-1	-1.92	
6945		199	ax (80MHz)	SDM	1134.3/1201 (MCS11)	-5.27	-5.85	-2.54	0.66	-1.87	-1	-0.87	
7025		215	ax (80MHz)	SDM	1134.3/1201 (MCS11)	-5.41	-5.75	-2.56	0.19	-2.37	-1	-1.37	
6985		207	ax (160MHz)	SDM	2268.5/2402 (MCS11)	-4.72	-5.73	-2.19	0.66	-1.52	-1	-0.52	

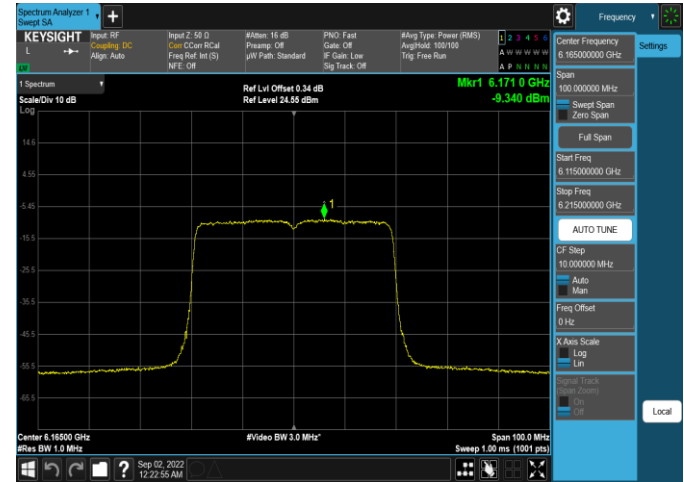
Table 7-52. Power Spectral Density Measurements SDM (High Data Rate)

FCC ID: BCGA2764 IC: 579C-A2764		MEASUREMENT REPORT (CERTIFICATION)	Approved by: Technical Manager
Test Report S/N: 1C2205090028-21-R1.BCG	Test Dates: 5/30/2022 - 9/16/2022	EUT Type: Tablet Device	Page 97 of 282

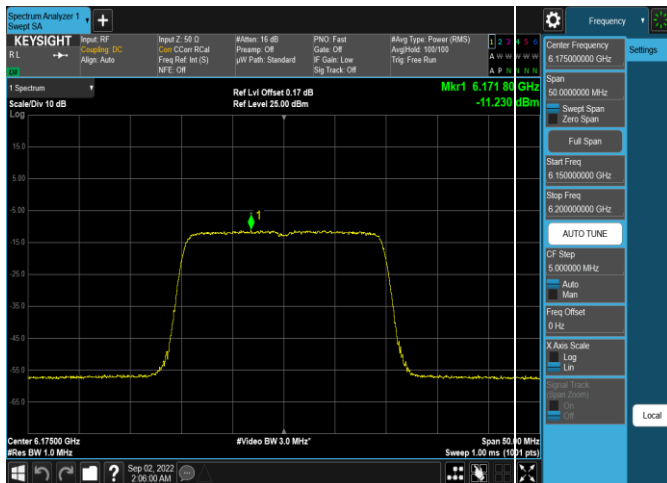
Low Data Rate



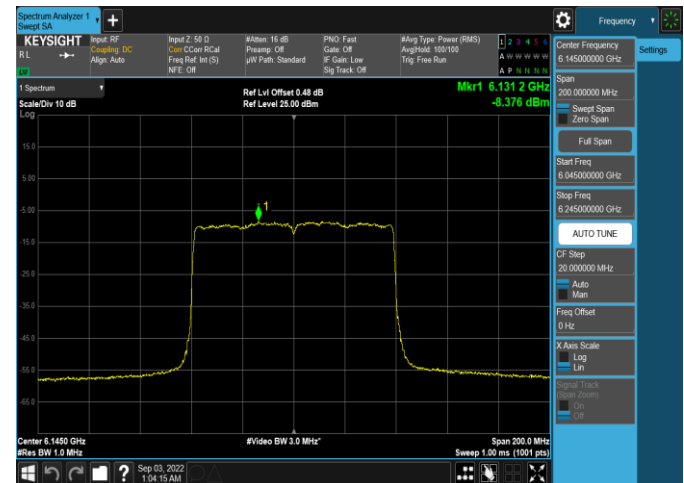
Plot 7-249. Power Spectral Density Plot SDM Antenna 5b (20MHz 802.11ax (UNII Band 5) – Ch. 45, MCS2)



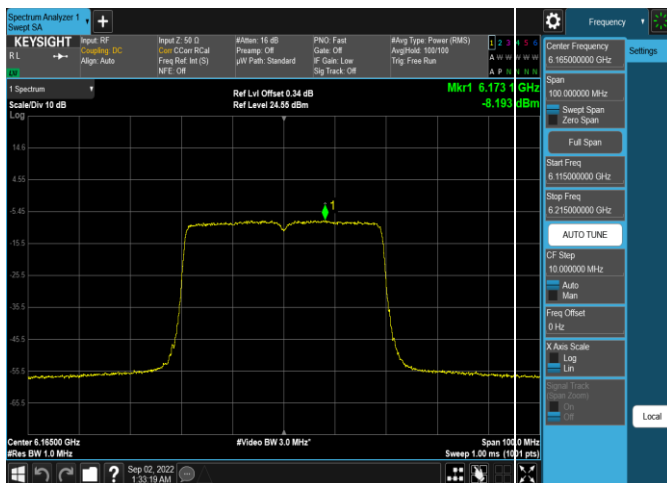
Plot 7-252. Power Spectral Density Plot SDM Antenna 4a (40MHz 802.11ax (UNII Band 5) – Ch. 43, MCS2)



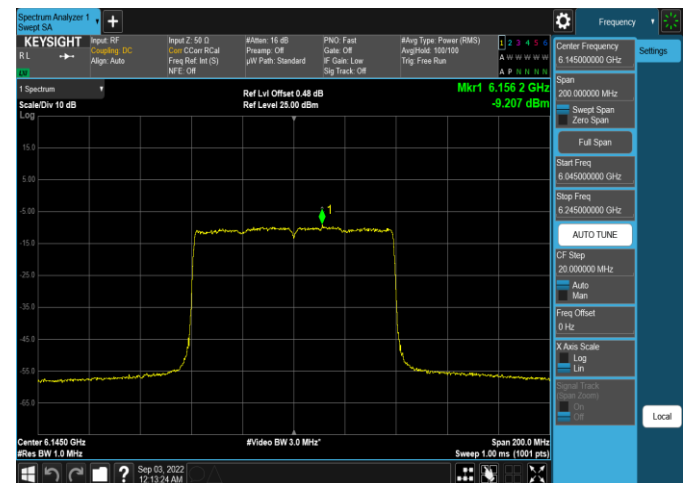
Plot 7-250. Power Spectral Density Plot SDM Antenna 4a (20MHz 802.11ax (UNII Band 5) – Ch. 45, MCS2)



Plot 7-253. Power Spectral Density Plot SDM Antenna 5b (80MHz 802.11ax (UNII Band 5) – Ch. 39, MCS2)

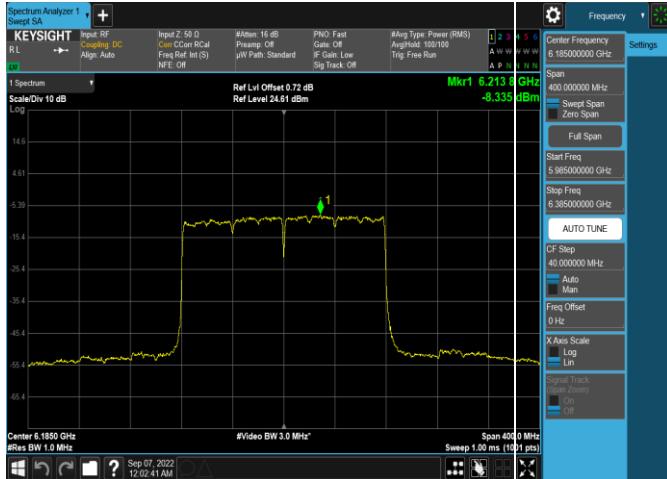


Plot 7-251. Power Spectral Density Plot SDM Antenna 5b (40MHz 802.11ax (UNII Band 5) – Ch. 43, MCS2)

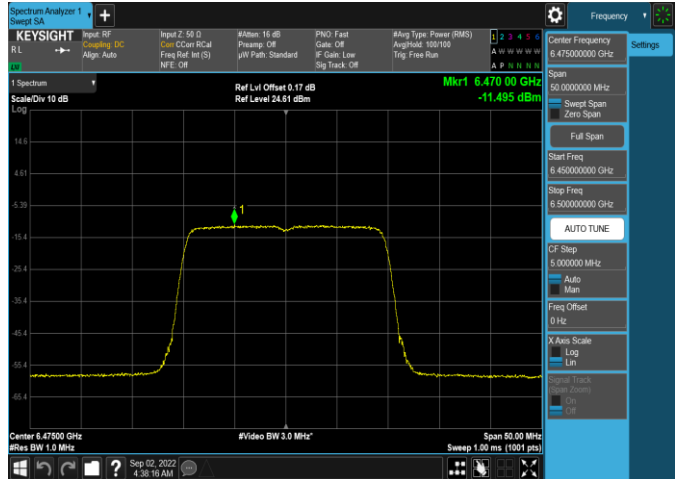


Plot 7-254. Power Spectral Density Plot SDM Antenna 4a (80MHz 802.11ax (UNII Band 5) – Ch. 39, MCS2)

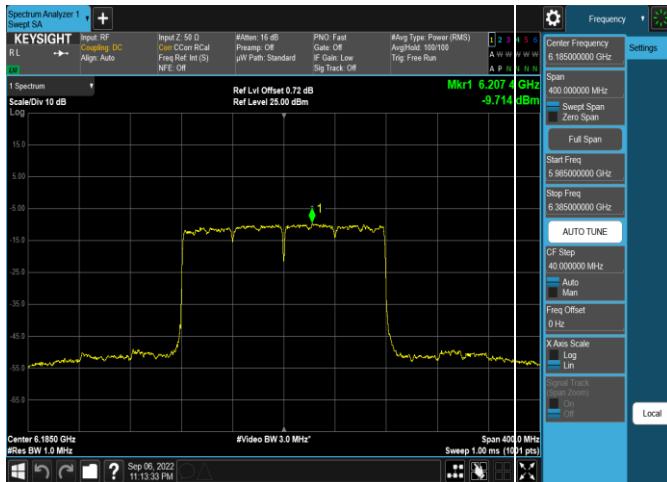
FCC ID: BCGA2764 IC: 579C-A2764		MEASUREMENT REPORT (CERTIFICATION)	Approved by: Technical Manager
Test Report S/N: 1C2205090028-21-R1.BCG	Test Dates: 5/30/2022 - 9/16/2022	EUT Type: Tablet Device	Page 98 of 282



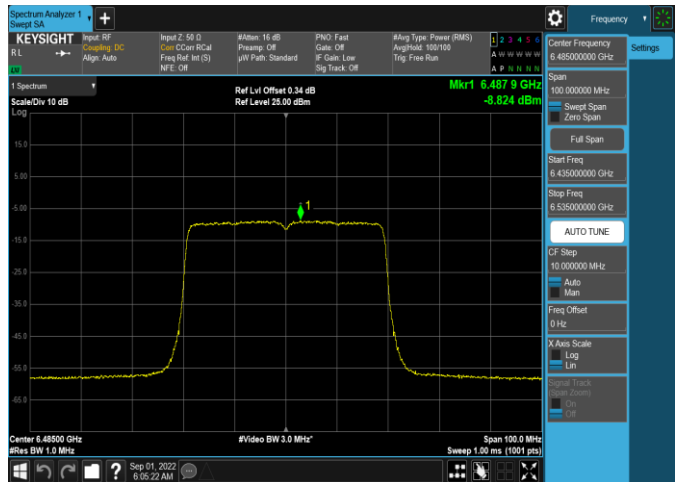
Plot 7-255. Power Spectral Density Plot SDM Antenna 5b (160MHz 802.11ax (UNII Band 5) – Ch. 47, MCS2)



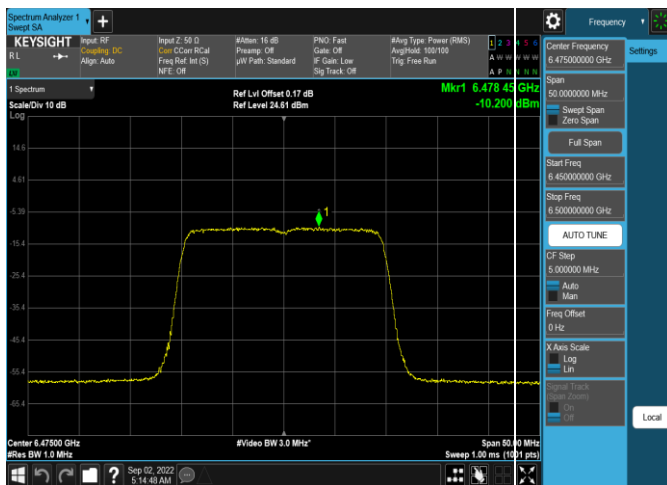
Plot 7-258. Power Spectral Density Plot SDM Antenna 4a (20MHz 802.11ax (UNII Band 6) – Ch. 105, MCS2)



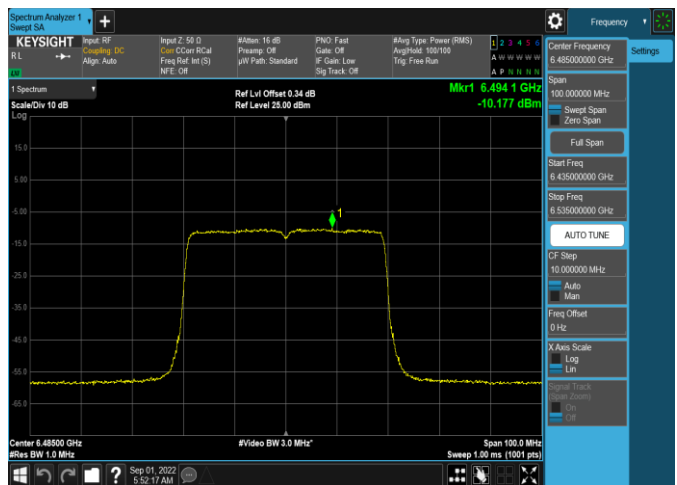
Plot 7-256. Power Spectral Density Plot SDM Antenna 4a (160MHz 802.11ax (UNII Band 5) – Ch. 47, MCS2)



Plot 7-259. Power Spectral Density Plot SDM Antenna 5b (40MHz 802.11ax (UNII Band 6) – Ch. 107, MCS2)

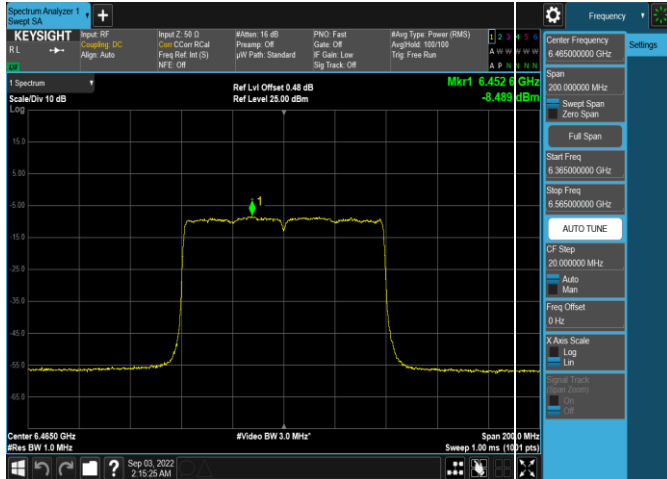


Plot 7-257. Power Spectral Density Plot SDM Antenna 5b (20MHz 802.11ax (UNII Band 6) – Ch. 105, MCS2)

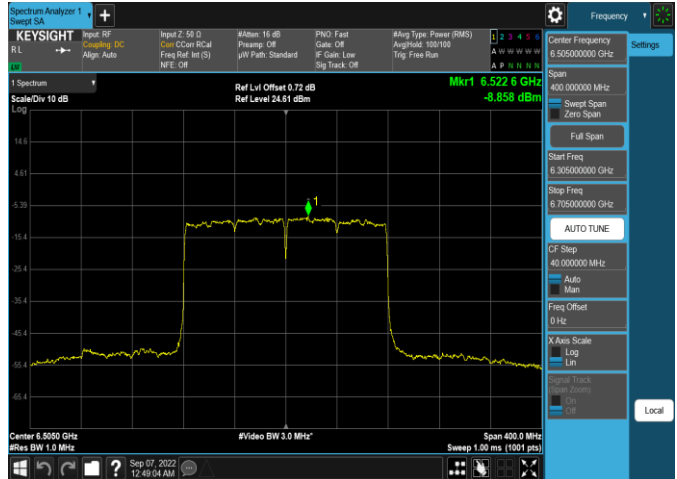


Plot 7-260. Power Spectral Density Plot SDM Antenna 4a (40MHz 802.11ax (UNII Band 6) – Ch. 107, MCS2)

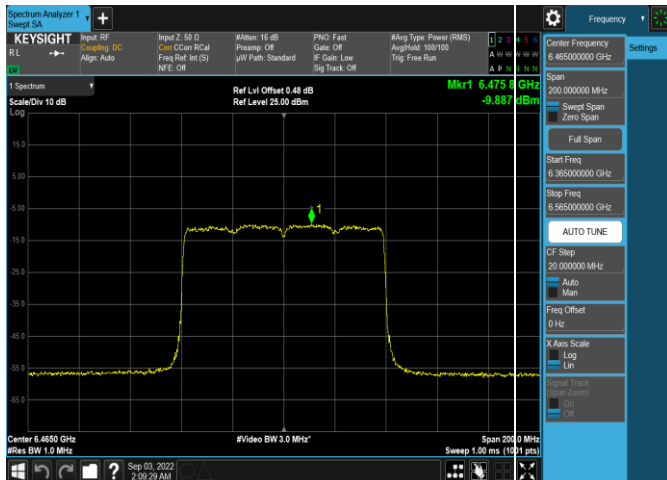
FCC ID: BCGA2764 IC: 579C-A2764		MEASUREMENT REPORT (CERTIFICATION)	Approved by: Technical Manager
Test Report S/N: 1C2205090028-21-R1.BCG	Test Dates: 5/30/2022 - 9/16/2022	EUT Type: Tablet Device	Page 99 of 282



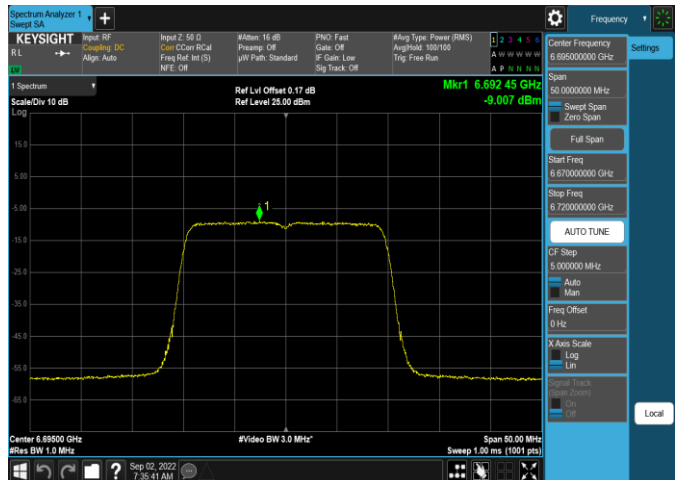
Plot 7-261. Power Spectral Density Plot SDM Antenna 5b (80MHz 802.11ax (UNII Band 6) – Ch. 103, MCS2)



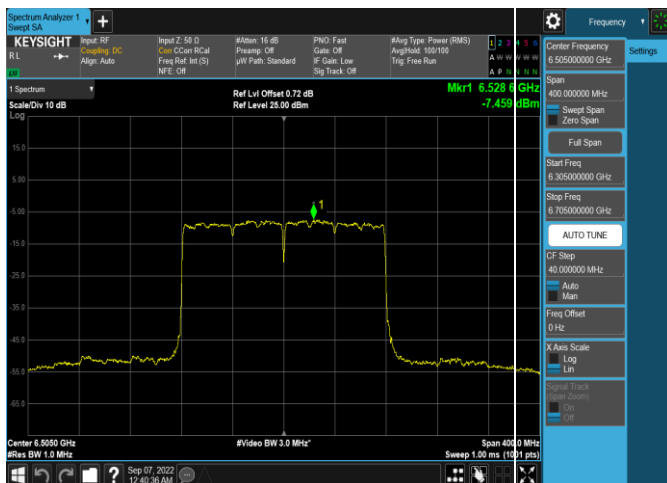
Plot 7-264. Power Spectral Density Plot SDM Antenna 4a (160MHz 802.11ax (UNII Band 6) – Ch. 111, MCS2)



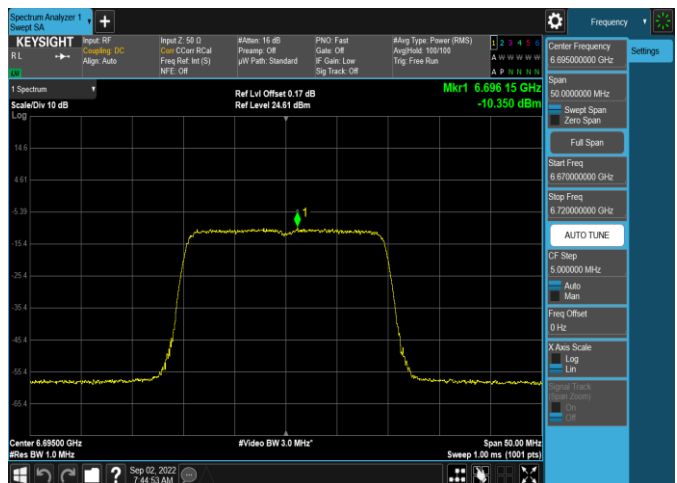
Plot 7-262. Power Spectral Density Plot SDM Antenna 4a (80MHz 802.11ax (UNII Band 6) – Ch. 103, MCS2)



Plot 7-265. Power Spectral Density Plot SDM Antenna 5b (20MHz 802.11ax (UNII Band 7) – Ch. 149, MCS2)

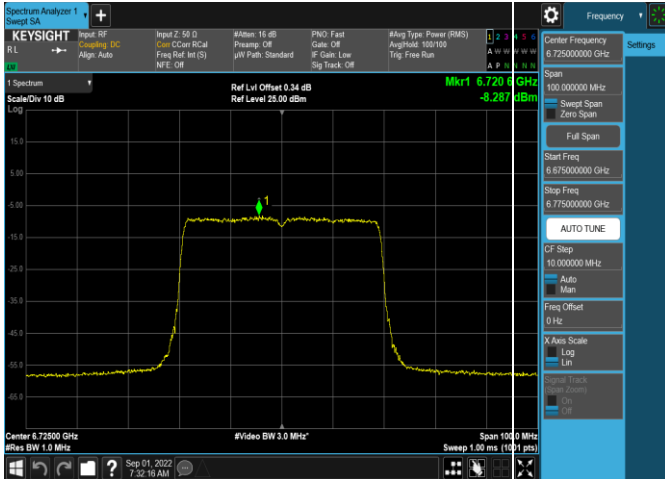


Plot 7-263. Power Spectral Density Plot SDM Antenna 5b (160MHz 802.11ax (UNII Band 6) – Ch. 111, MCS2)

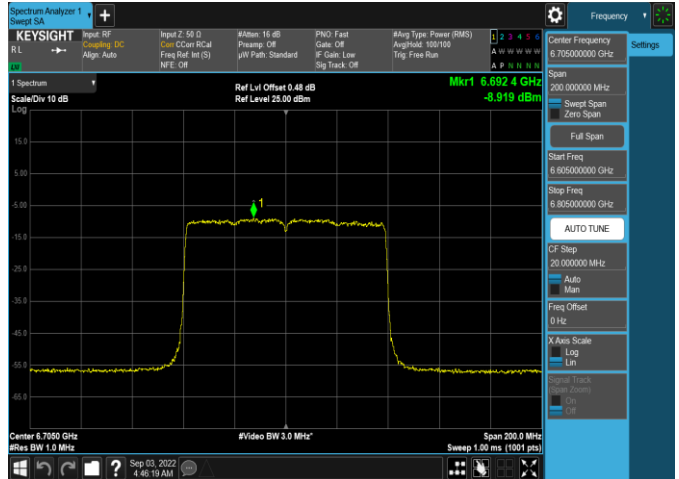


Plot 7-266. Power Spectral Density Plot SDM Antenna 4a (20MHz 802.11ax (UNII Band 7) – Ch. 149, MCS2)

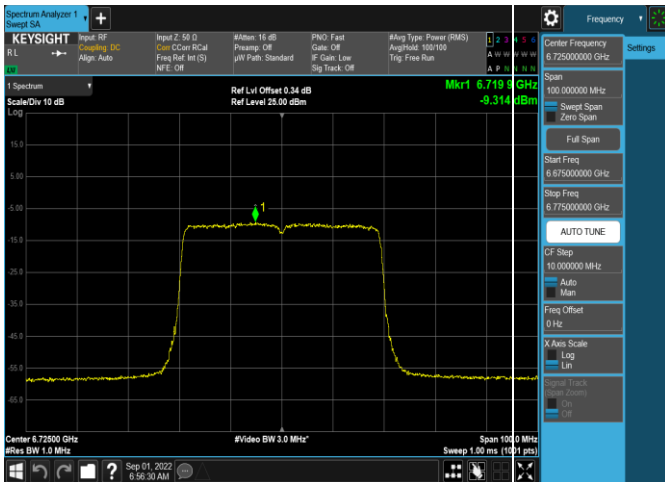
FCC ID: BCGA2764 IC: 579C-A2764		MEASUREMENT REPORT (CERTIFICATION)	Approved by: Technical Manager
Test Report S/N: 1C2205090028-21-R1.BCG	Test Dates: 5/30/2022 - 9/16/2022	EUT Type: Tablet Device	Page 100 of 282



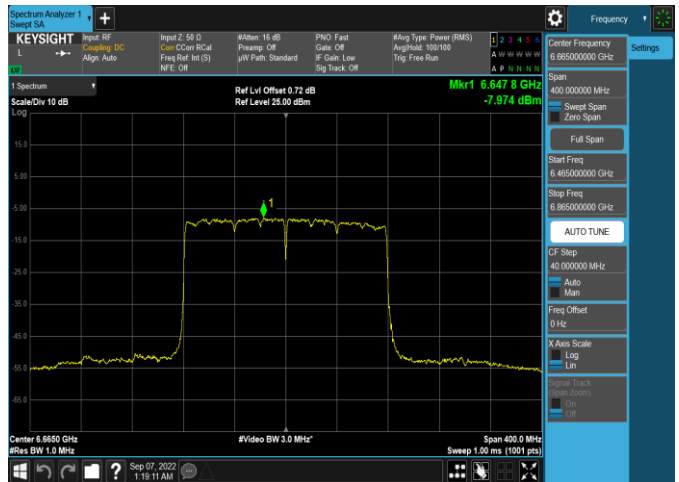
Plot 7-267. Power Spectral Density Plot SDM Antenna 5b (40MHz 802.11ax (UNII Band 7) – Ch. 155, MCS2)



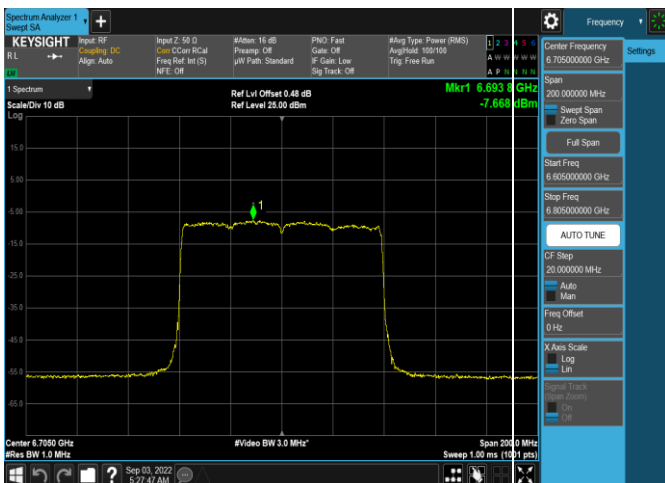
Plot 7-270. Power Spectral Density Plot SDM Antenna 4a (80MHz 802.11ax (UNII Band 7) – Ch. 151, MCS2)



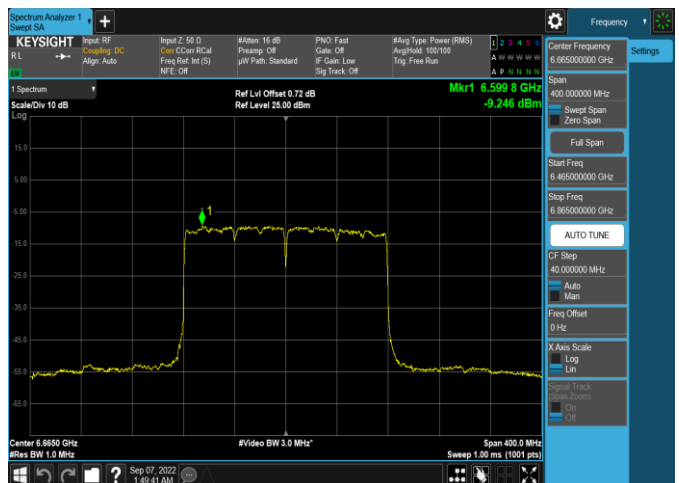
Plot 7-268. Power Spectral Density Plot SDM Antenna 4a (40MHz 802.11ax (UNII Band 7) – Ch. 155, MCS2)



Plot 7-271. Power Spectral Density Plot SDM Antenna 5b (160MHz 802.11ax (UNII Band 7) – Ch. 143, MCS2)

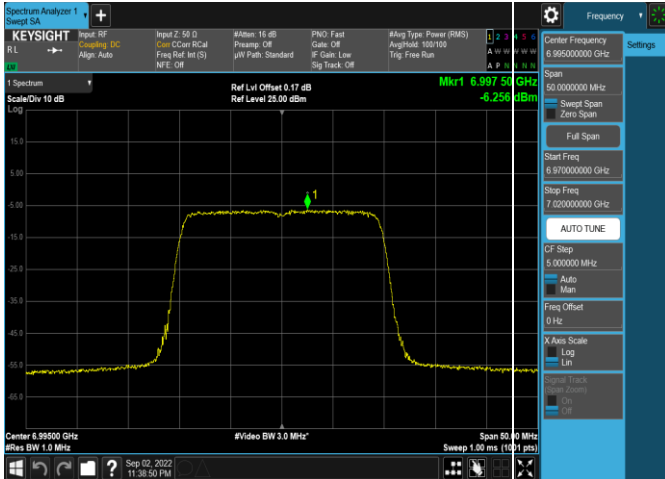


Plot 7-269. Power Spectral Density Plot SDM Antenna 5b (80MHz 802.11ax (UNII Band 7) – Ch. 151, MCS2)

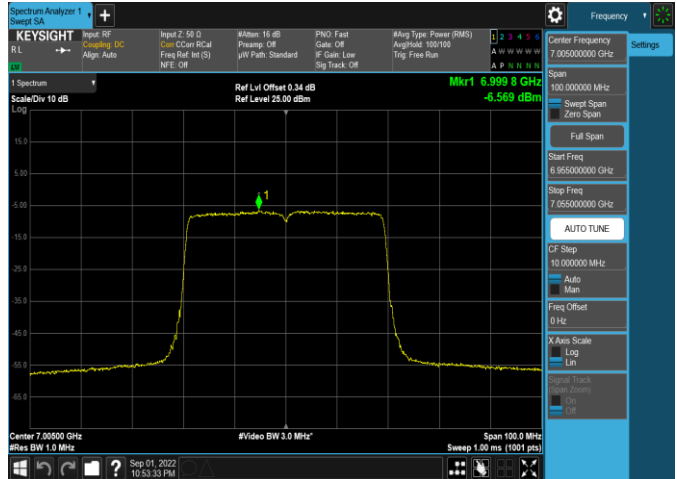


Plot 7-272. Power Spectral Density Plot SDM Antenna 4a (160MHz 802.11ax (UNII Band 7) – Ch. 143, MCS2)

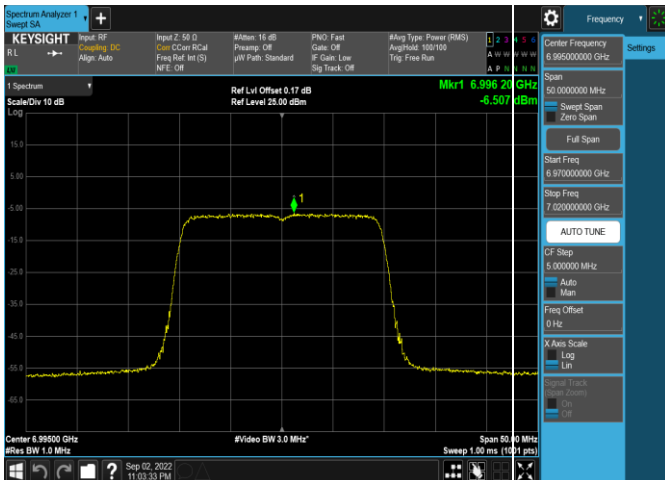
FCC ID: BCGA2764 IC: 579C-A2764		MEASUREMENT REPORT (CERTIFICATION)	Approved by: Technical Manager
Test Report S/N: 1C2205090028-21-R1.BCG	Test Dates: 5/30/2022 - 9/16/2022	EUT Type: Tablet Device	Page 101 of 282



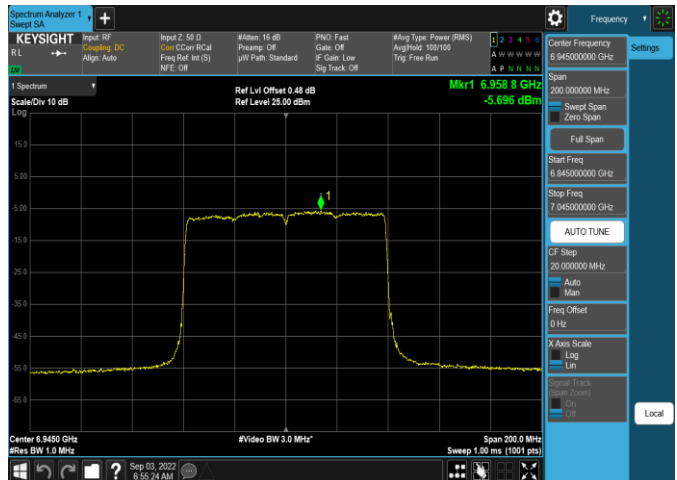
Plot 7-273. Power Spectral Density Plot SDM Antenna 5b (20MHz 802.11ax (UNII Band 8) – Ch. 209, MCS2)



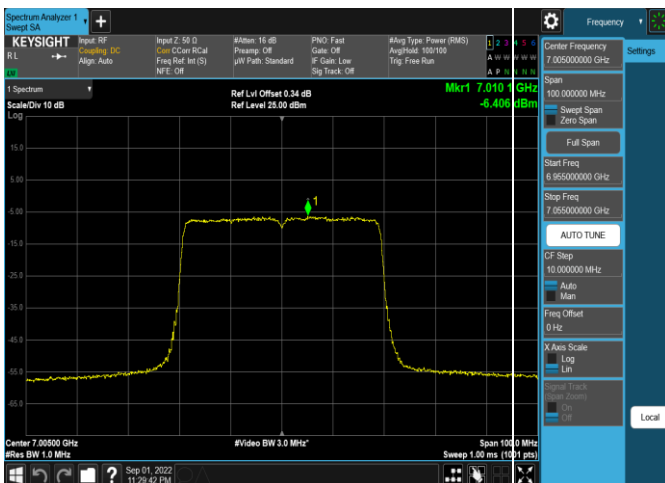
Plot 7-276. Power Spectral Density Plot SDM Antenna 4a (40MHz 802.11ax (UNII Band 8) – Ch. 211, MCS2)



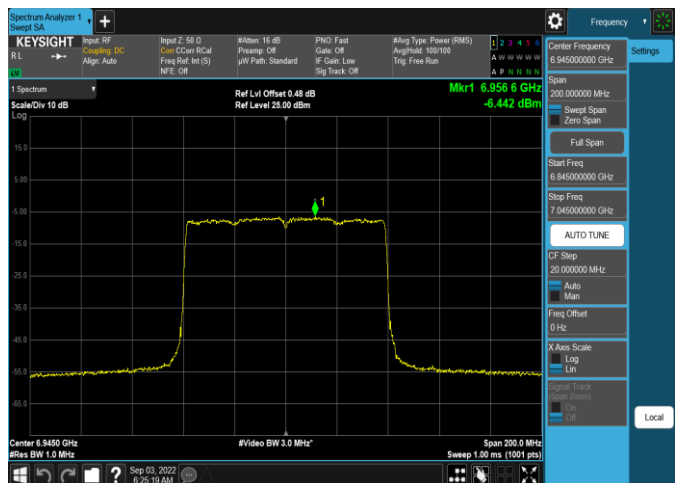
Plot 7-274. Power Spectral Density Plot SDM Antenna 4a (20MHz 802.11ax (UNII Band 8) – Ch. 209, MCS2)



Plot 7-277. Power Spectral Density Plot SDM Antenna 5b (80MHz 802.11ax (UNII Band 8) – Ch. 199, MCS2)

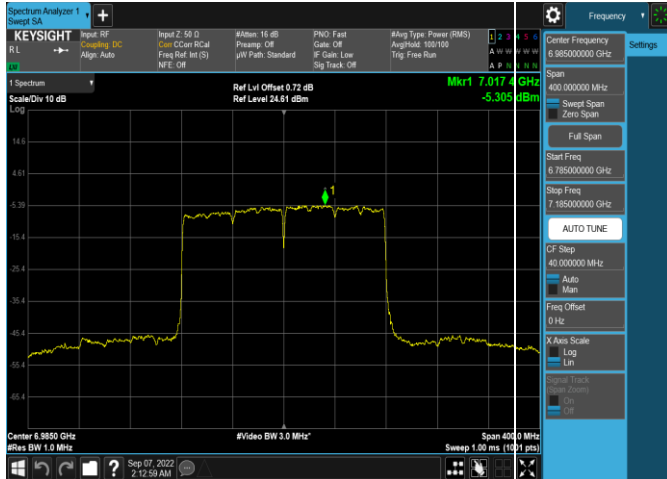


Plot 7-275. Power Spectral Density Plot SDM Antenna 5b (40MHz 802.11ax (UNII Band 8) – Ch. 211, MCS2)

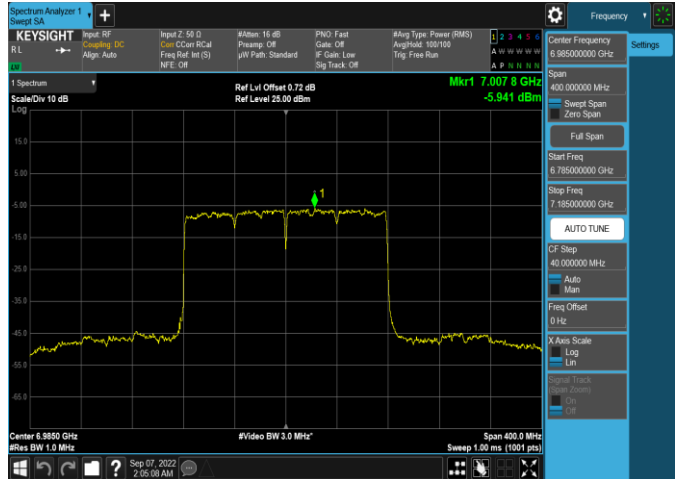


Plot 7-278. Power Spectral Density Plot SDM Antenna 4a (80MHz 802.11ax (UNII Band 8) – Ch. 199, MCS2)

FCC ID: BCGA2764 IC: 579C-A2764		MEASUREMENT REPORT (CERTIFICATION)	Approved by: Technical Manager
Test Report S/N: 1C2205090028-21-R1.BCG	Test Dates: 5/30/2022 - 9/16/2022	EUT Type: Tablet Device	Page 102 of 282



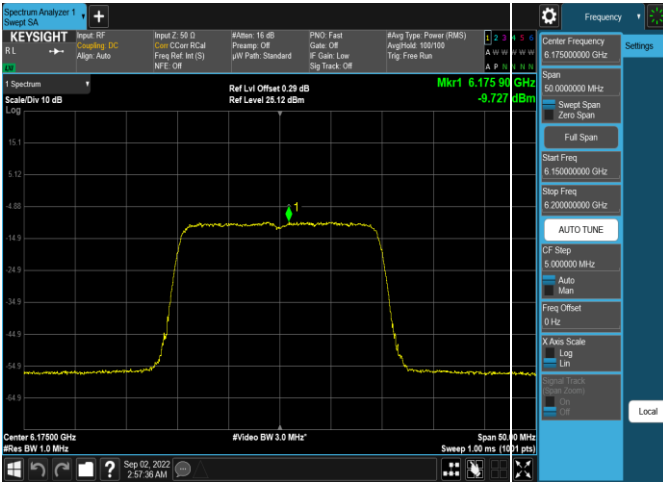
Plot 7-279. Power Spectral Density Plot SDM Antenna 5b (160MHz 802.11ax (UNII Band 8) – Ch. 207, MCS2)



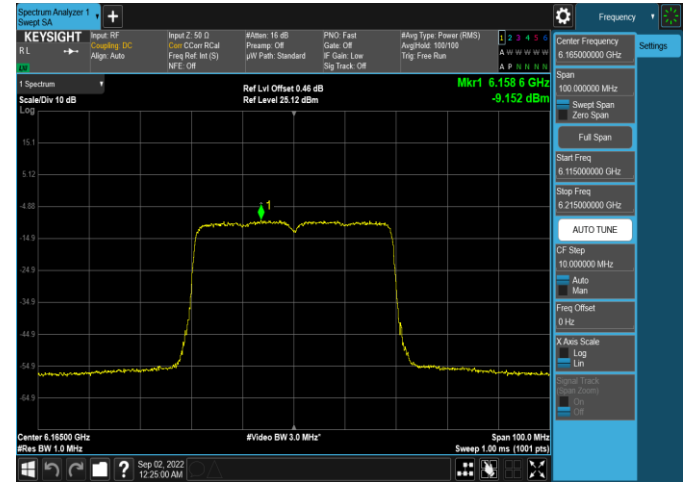
Plot 7-280. Power Spectral Density Plot SDM Antenna 4a (160MHz 802.11ax (UNII Band 8) – Ch. 207, MCS2)

FCC ID: BCGA2764 IC: 579C-A2764		MEASUREMENT REPORT (CERTIFICATION)	Approved by: Technical Manager
Test Report S/N: 1C2205090028-21-R1.BCG	Test Dates: 5/30/2022 - 9/16/2022	EUT Type: Tablet Device	Page 103 of 282

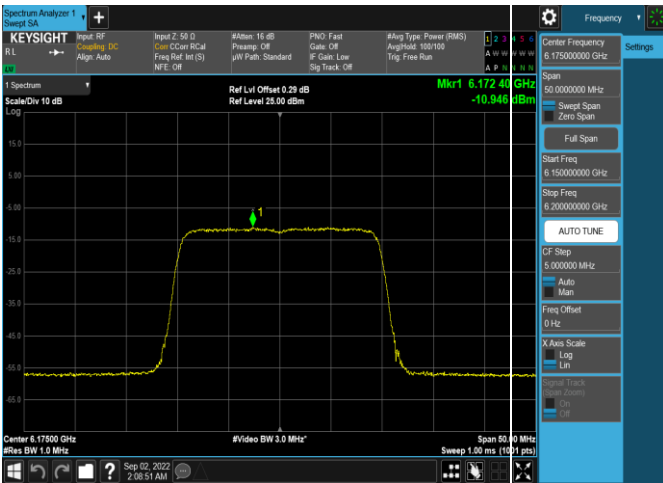
Mid Data Rate



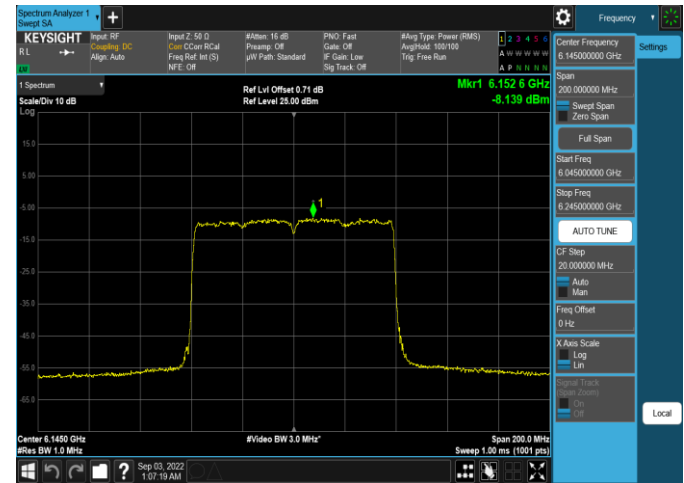
Plot 7-281. Power Spectral Density Plot SDM Antenna 5b (20MHz 802.11ax (UNII Band 5) – Ch. 45, MCS4)



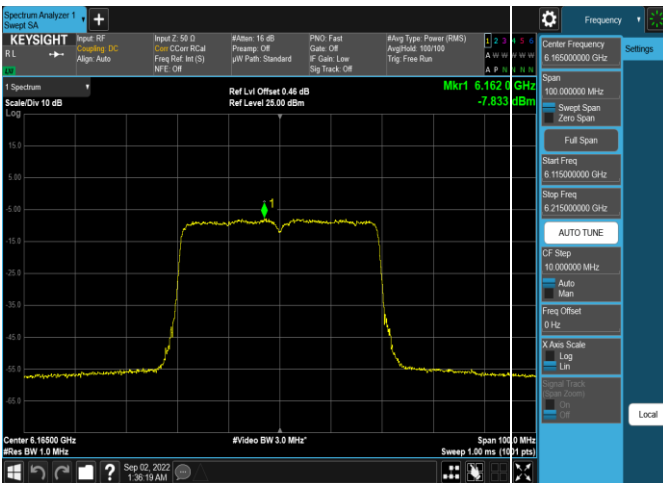
Plot 7-284. Power Spectral Density Plot SDM Antenna 4a (40MHz 802.11ax (UNII Band 5) – Ch. 43, MCS4)



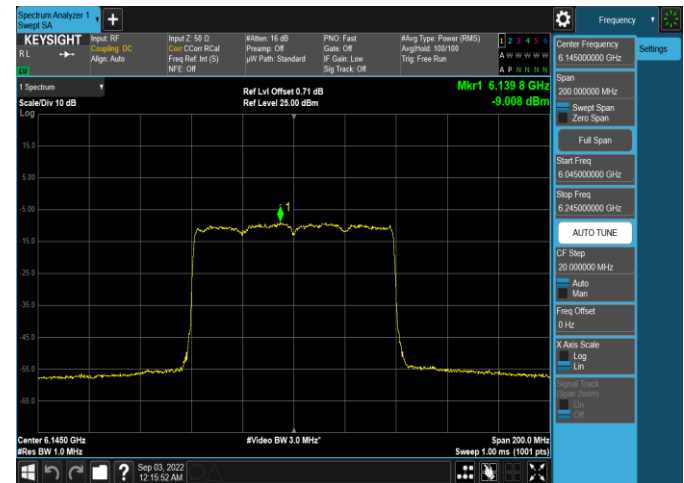
Plot 7-282. Power Spectral Density Plot SDM Antenna 4a (20MHz 802.11ax (UNII Band 5) – Ch. 45, MCS4)



Plot 7-285. Power Spectral Density Plot SDM Antenna 5b (80MHz 802.11ax (UNII Band 5) – Ch. 39, MCS4)

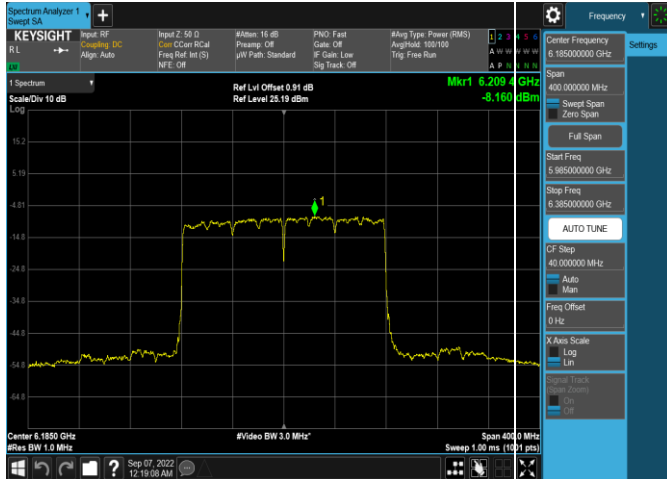


Plot 7-283. Power Spectral Density Plot SDM Antenna 5b (40MHz 802.11ax (UNII Band 5) – Ch. 43, MCS4)

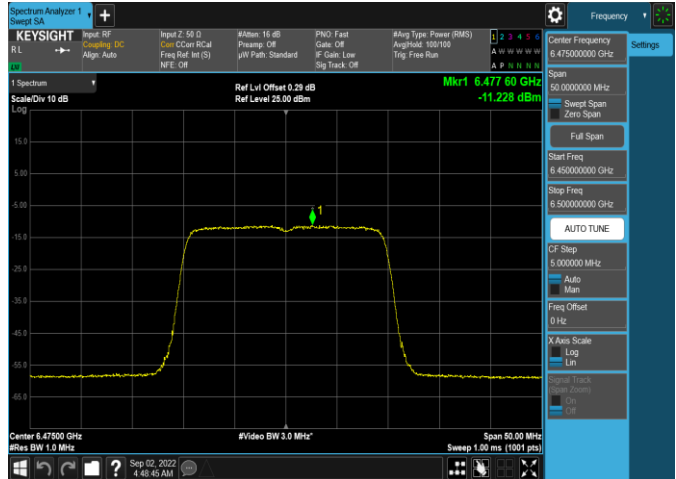


Plot 7-286. Power Spectral Density Plot SDM Antenna 4a (80MHz 802.11ax (UNII Band 5) – Ch. 39, MCS4)

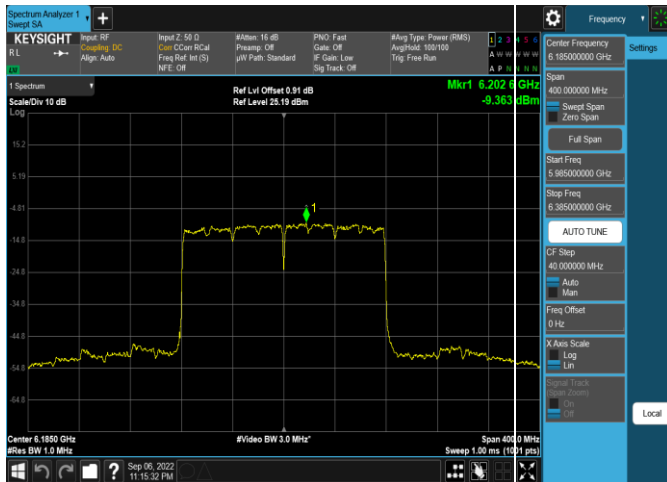
FCC ID: BCGA2764 IC: 579C-A2764		MEASUREMENT REPORT (CERTIFICATION)	Approved by: Technical Manager
Test Report S/N: 1C2205090028-21-R1.BCG	Test Dates: 5/30/2022 - 9/16/2022	EUT Type: Tablet Device	Page 104 of 282



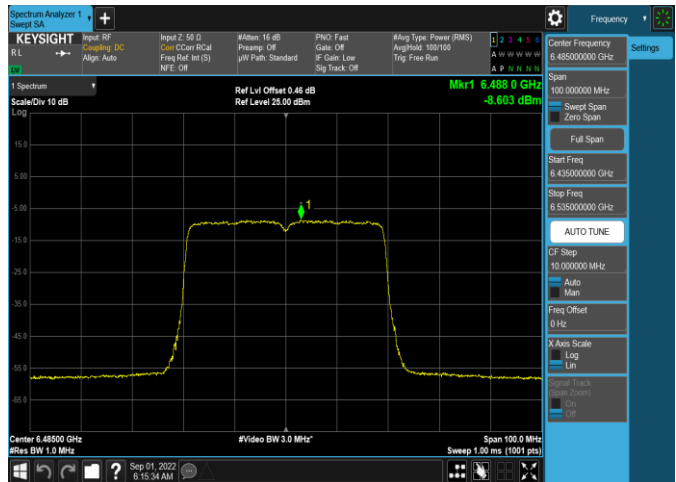
Plot 7-287. Power Spectral Density Plot SDM Antenna 5b (160MHz 802.11ax (UNII Band 5) – Ch. 47, MCS4)



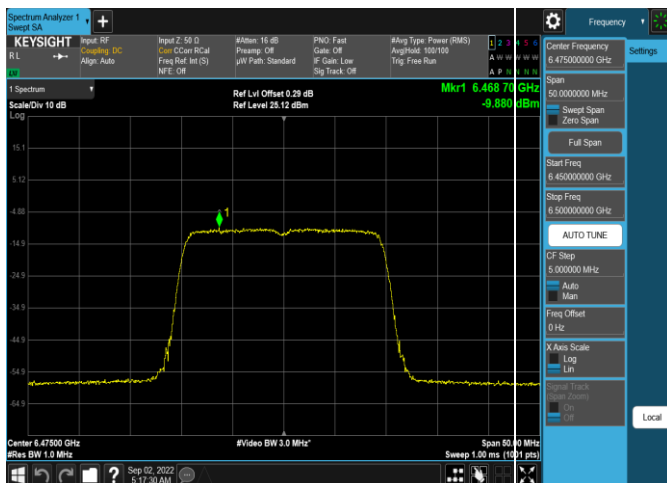
Plot 7-290. Power Spectral Density Plot SDM Antenna 4a (20MHz 802.11ax (UNII Band 6) – Ch. 105, MCS4)



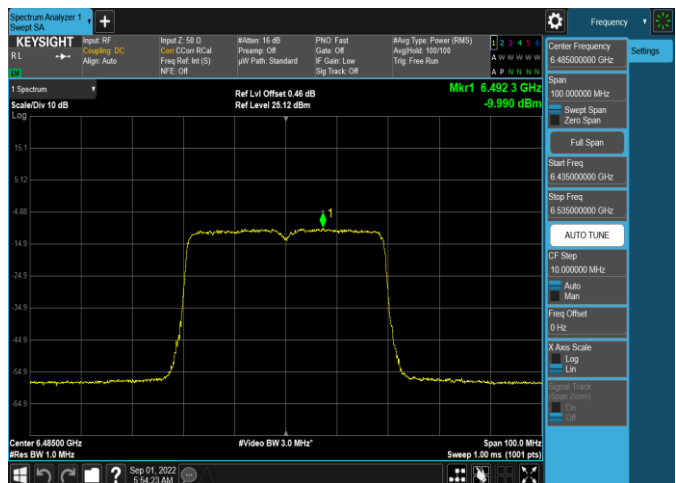
Plot 7-288. Power Spectral Density Plot SDM Antenna 4a (160MHz 802.11ax (UNII Band 5) – Ch. 47, MCS4)



Plot 7-291. Power Spectral Density Plot SDM Antenna 5b (40MHz 802.11ax (UNII Band 6) – Ch. 107, MCS4)

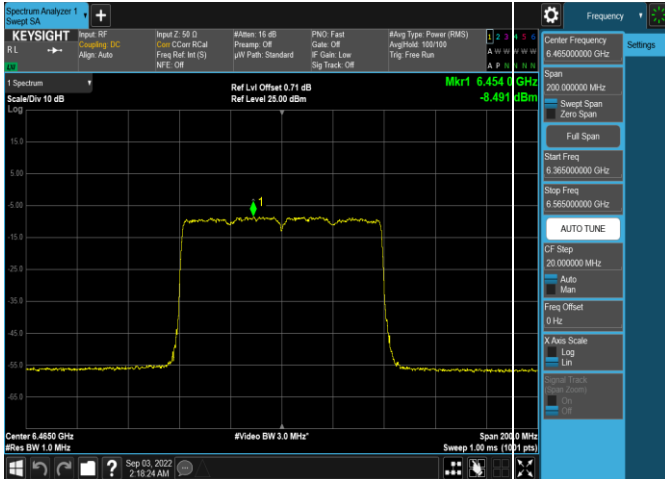


Plot 7-289. Power Spectral Density Plot SDM Antenna 5b (20MHz 802.11ax (UNII Band 6) – Ch. 105, MCS4)

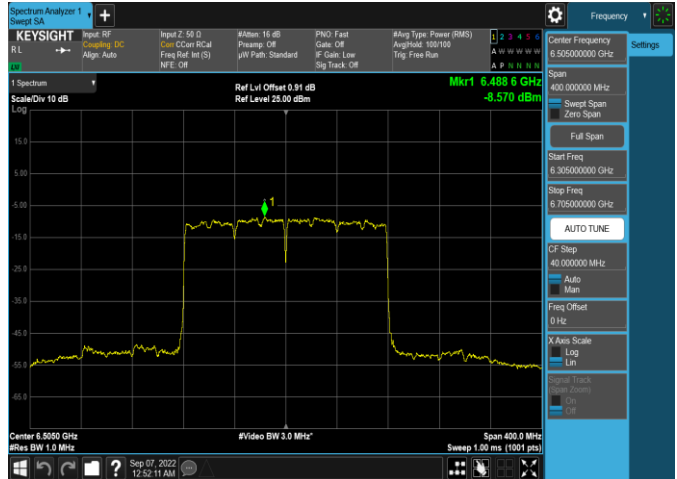


Plot 7-292. Power Spectral Density Plot SDM Antenna 4a (40MHz 802.11ax (UNII Band 6) – Ch. 107, MCS4)

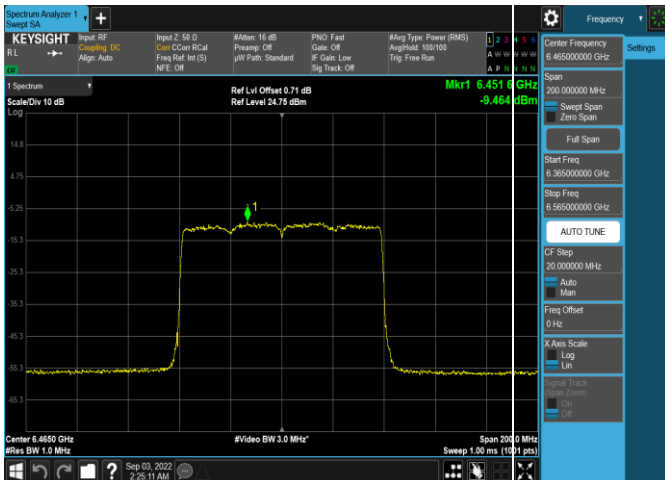
FCC ID: BCGA2764 IC: 579C-A2764		MEASUREMENT REPORT (CERTIFICATION)	Approved by: Technical Manager
Test Report S/N: 1C2205090028-21-R1.BCG	Test Dates: 5/30/2022 - 9/16/2022	EUT Type: Tablet Device	Page 105 of 282



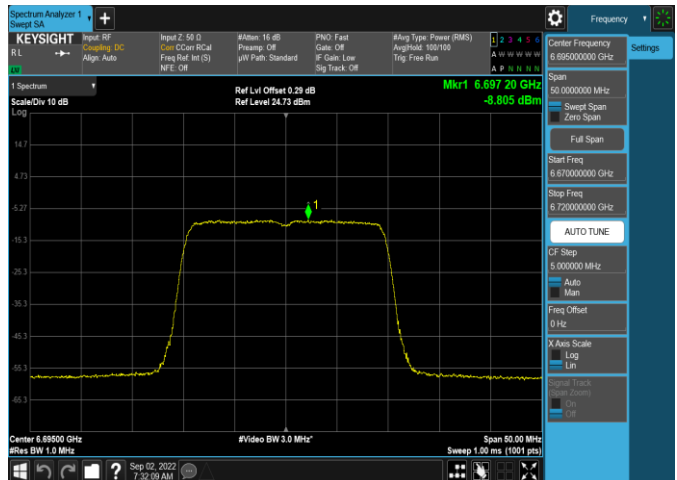
Plot 7-293. Power Spectral Density Plot SDM Antenna 5b (80MHz 802.11ax (UNII Band 6) – Ch. 103, MCS4)



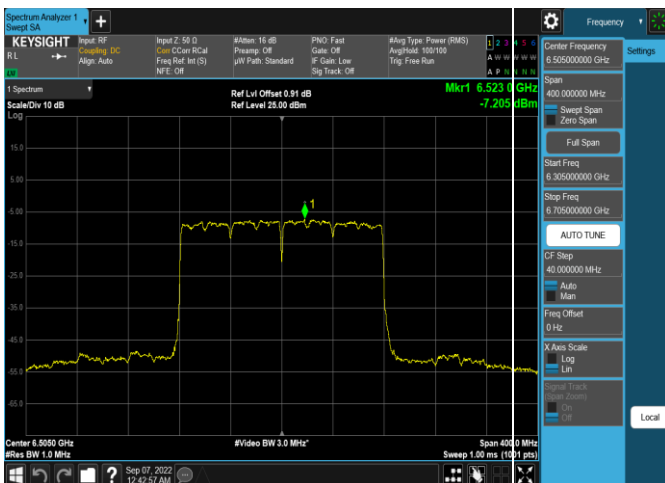
Plot 7-296. Power Spectral Density Plot SDM Antenna 4a (160MHz 802.11ax (UNII Band 6) – Ch. 111, MCS4)



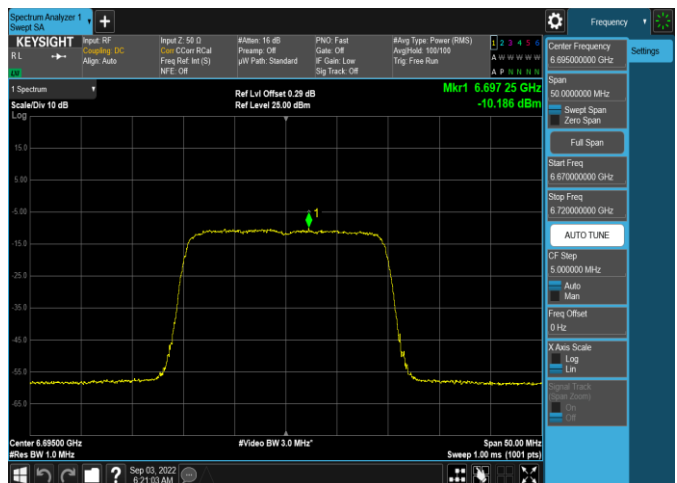
Plot 7-294. Power Spectral Density Plot SDM Antenna 4a (80MHz 802.11ax (UNII Band 6) – Ch. 103, MCS4)



Plot 7-297. Power Spectral Density Plot SDM Antenna 5b (20MHz 802.11ax (UNII Band 7) – Ch. 149, MCS4)

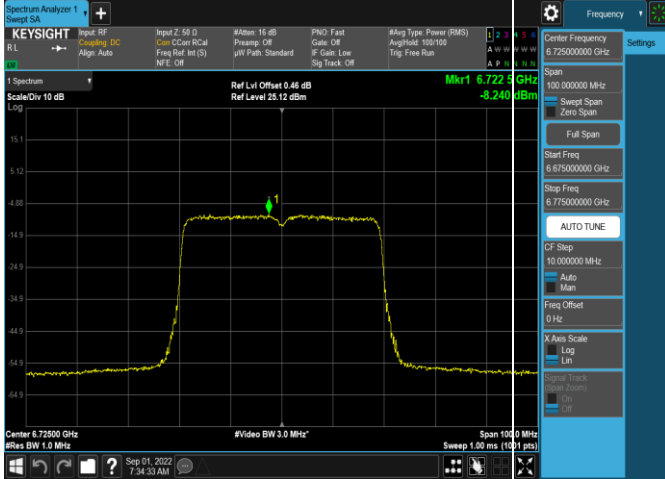


Plot 7-295. Power Spectral Density Plot SDM Antenna 5b (160MHz 802.11ax (UNII Band 6) – Ch. 111, MCS4)

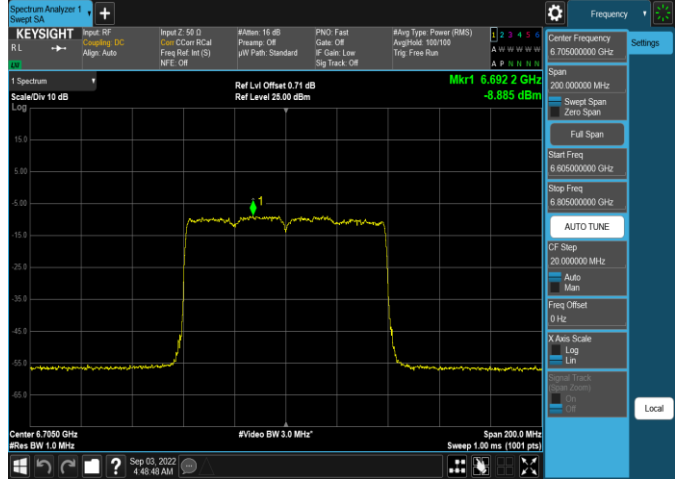


Plot 7-298. Power Spectral Density Plot SDM Antenna 4a (20MHz 802.11ax (UNII Band 7) – Ch. 149, MCS4)

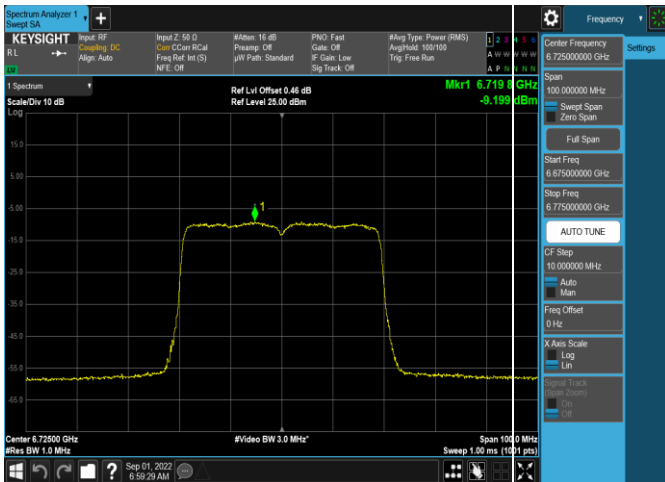
FCC ID: BCGA2764 IC: 579C-A2764		MEASUREMENT REPORT (CERTIFICATION)	Approved by: Technical Manager
Test Report S/N: 1C2205090028-21-R1.BCG	Test Dates: 5/30/2022 - 9/16/2022	EUT Type: Tablet Device	Page 106 of 282



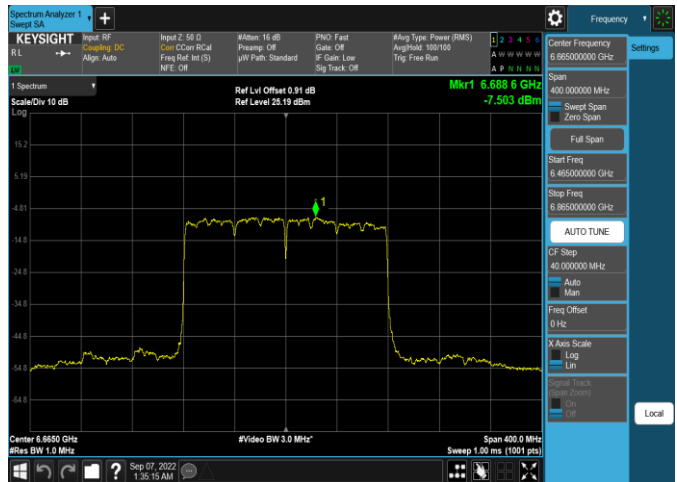
Plot 7-299. Power Spectral Density Plot SDM Antenna 5b (40MHz 802.11ax (UNII Band 7) – Ch. 155, MCS4)



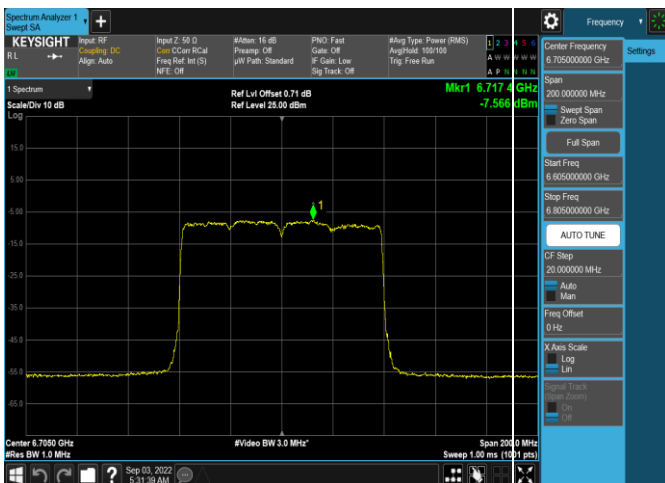
Plot 7-302. Power Spectral Density Plot SDM Antenna 4a (80MHz 802.11ax (UNII Band 7) – Ch. 151, MCS4)



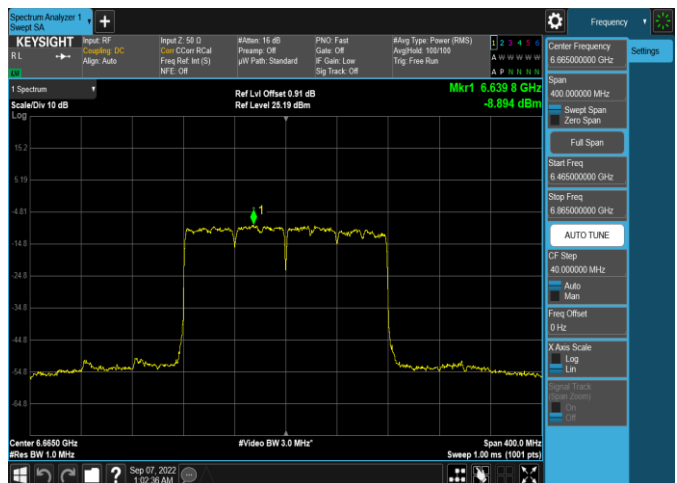
Plot 7-300. Power Spectral Density Plot SDM Antenna 4a (40MHz 802.11ax (UNII Band 7) – Ch. 155, MCS4)



Plot 7-303. Power Spectral Density Plot SDM Antenna 5b (160MHz 802.11ax (UNII Band 7) – Ch. 143, MCS4)



Plot 7-301. Power Spectral Density Plot SDM Antenna 5b (80MHz 802.11ax (UNII Band 7) – Ch. 151, MCS4)



Plot 7-304. Power Spectral Density Plot SDM Antenna 4a (160MHz 802.11ax (UNII Band 7) – Ch. 143, MCS4)

FCC ID: BCGA2764 IC: 579C-A2764		MEASUREMENT REPORT (CERTIFICATION)	Approved by: Technical Manager
Test Report S/N: 1C2205090028-21-R1.BCG	Test Dates: 5/30/2022 - 9/16/2022	EUT Type: Tablet Device	Page 107 of 282