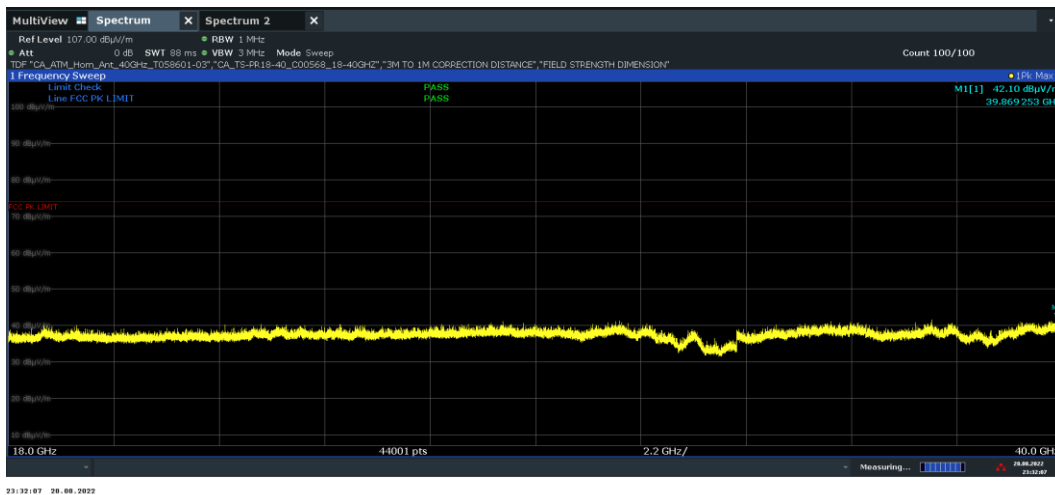
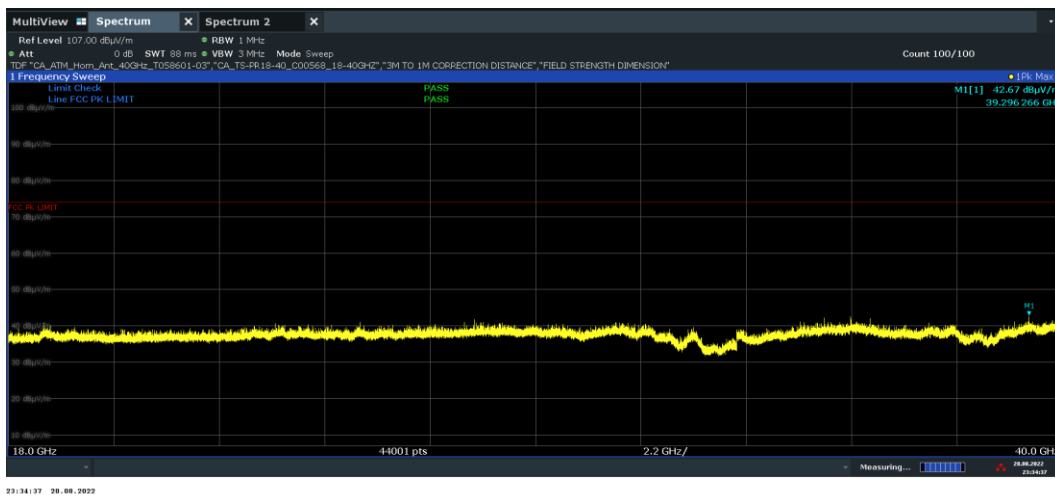


Plot 7-624. Radiated Spurious Emissions above 1GHz SDM (802.11ax – Ch. 189, MCS2)



Plot 7-625. Radiated Spurious Emissions 18-40GHz SDM (802.11ax – Ch. 189, Pol. H, MCS2)



Plot 7-626. Radiated Spurious Emissions 18-40GHz SDM (802.11ax – Ch. 189, Pol. V, MCS2)

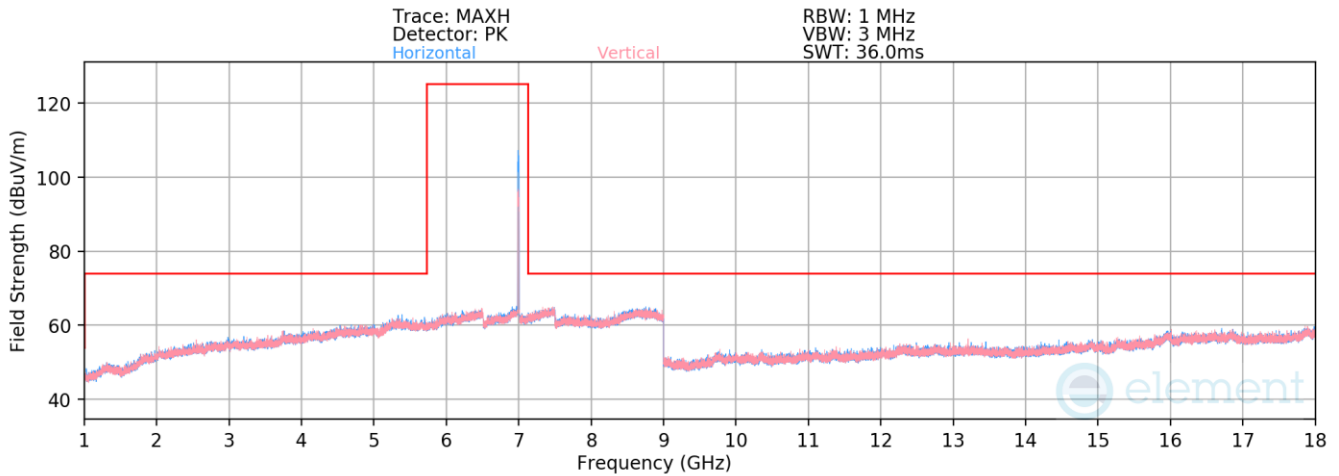
FCC ID: BCGA2436 IC: 579C-A2436		MEASUREMENT REPORT (CERTIFICATION)	Approved by: Technical Manager
Test Report S/N: 1C2205090027-11-R2.BCG	Test Dates: 5/30/2022 - 9/16/2022	EUT Type: Tablet Device	Page 216 of 280

Mode: 802.11ax
 Data Rate: MCS2
 Distance of Measurements: 3 Meters
 Operating Frequency: 6895MHz
 Channel: 189

Frequency [MHz]	Detector	Ant. Pol. [H/V]	Antenna Height [cm]	Turntable Azimuth [degree]	Analyzer Level [dBm]	AFCL [dB/m]	Field Strength [dBμV/m]	Limit [dBμV/m]	Margin [dB]
13790.00	Average	H	-	-	-82.16	14.66	39.50	68.20	-28.70

Table 7-90. Radiated Spurious Emission Measurements SDM

FCC ID: BCGA2436 IC: 579C-A2436		MEASUREMENT REPORT (CERTIFICATION)	Approved by: Technical Manager
Test Report S/N: 1C2205090027-11-R2.BCG	Test Dates: 5/30/2022 - 9/16/2022	EUT Type: Tablet Device	Page 217 of 280



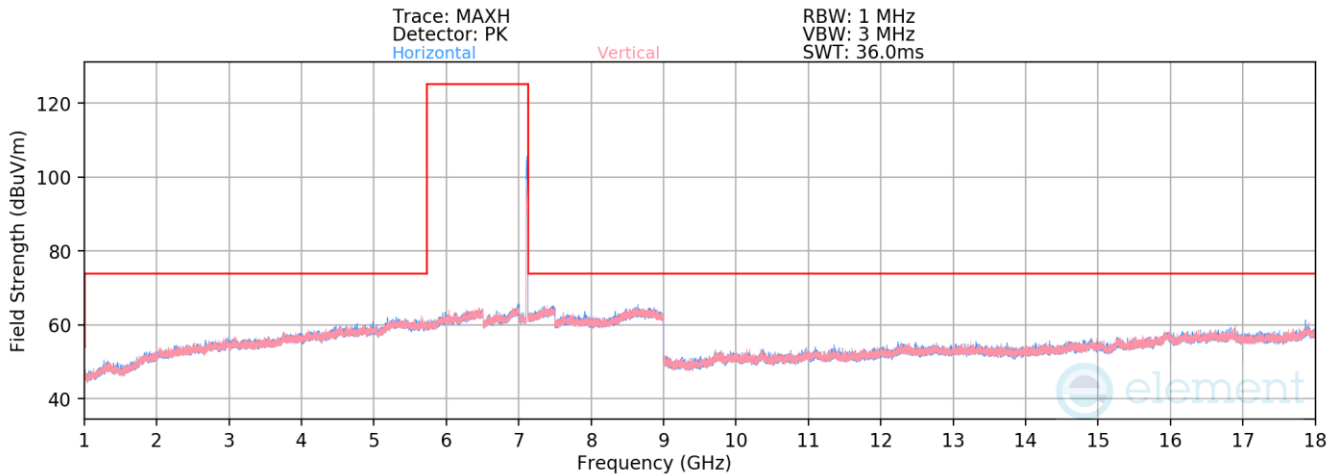
Plot 7-627. Radiated Spurious Emissions above 1GHz SDM (802.11ax – Ch. 209, MCS2)

Mode: 802.11ax
 Data Rate: MCS2
 Distance of Measurements: 3 Meters
 Operating Frequency: 6995MHz
 Channel: 209

Frequency [MHz]	Detector	Ant. Pol. [H/V]	Antenna Height [cm]	Turntable Azimuth [degree]	Analyzer Level [dBm]	AFCL [dB/m]	Field Strength [dB μ V/m]	Limit [dB μ V/m]	Margin [dB]
13990.00	Average	H	-	-	-83.04	14.85	38.81	68.20	-29.39

Table 7-91. Radiated Spurious Emission Measurements SDM

FCC ID: BCGA2436 IC: 579C-A2436		MEASUREMENT REPORT (CERTIFICATION)		Approved by: Technical Manager
Test Report S/N: 1C2205090027-11-R2.BCG	Test Dates: 5/30/2022 - 9/16/2022	EUT Type: Tablet Device		Page 218 of 280



Plot 7-628. Radiated Spurious Emissions above 1GHz SDM (802.11ax – Ch. 233, MCS2)

Mode: 802.11ax
 Data Rate: MCS2
 Distance of Measurements: 3 Meters
 Operating Frequency: 7115MHz
 Channel: 233

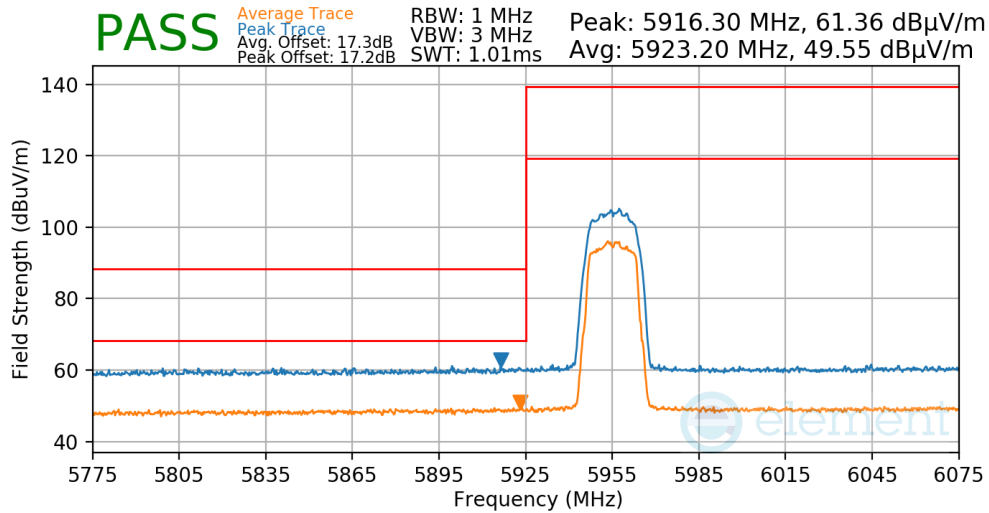
Frequency [MHz]	Detector	Ant. Pol. [H/V]	Antenna Height [cm]	Turntable Azimuth [degree]	Analyzer Level [dBm]	AFCL [dB/m]	Field Strength [dB μ V/m]	Limit [dB μ V/m]	Margin [dB]
14230.00	Average	H	-	-	-83.17	14.96	38.79	68.20	-29.41

Table 7-92. Radiated Spurious Emission Measurements SDM

FCC ID: BCGA2436 IC: 579C-A2436		MEASUREMENT REPORT (CERTIFICATION)		Approved by: Technical Manager
Test Report S/N: 1C2205090027-11-R2.BCG	Test Dates: 5/30/2022 - 9/16/2022	EUT Type: Tablet Device		Page 219 of 280

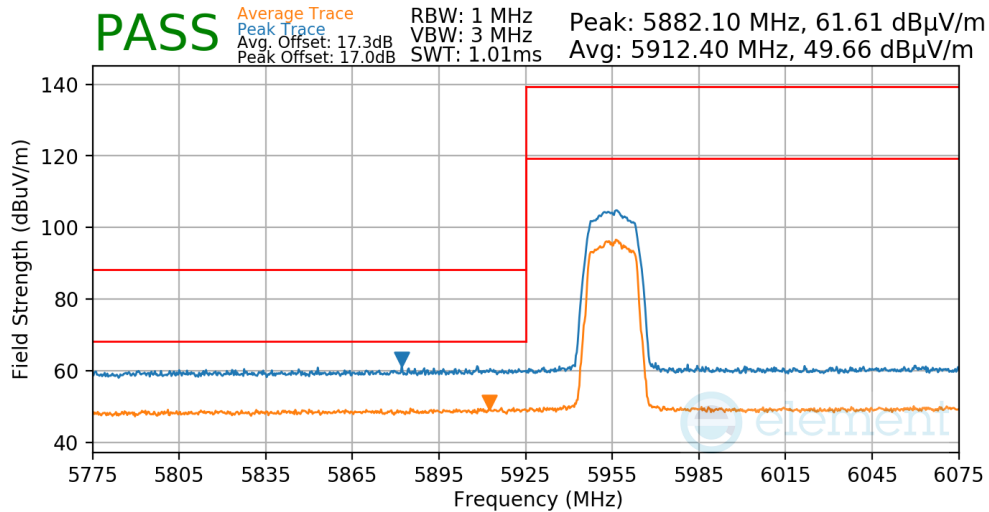
7.7.4 Antenna WF5t Radiated Band Edge Measurements (20MHz BW) §15.407(b.1)(b.2) §15.205 §15.209; RSS-Gen [8.9]

Worst Case Mode: 802.11a
 Worst Case Transfer Rate: 12Mbps
 Distance of Measurements: 3 Meters
 Operating Frequency: 5955MHz
 Channel: 1




Plot 7-629. Antenna WF5t Radiated Lower Band Edge (Peak/Average – UNII Band 5)

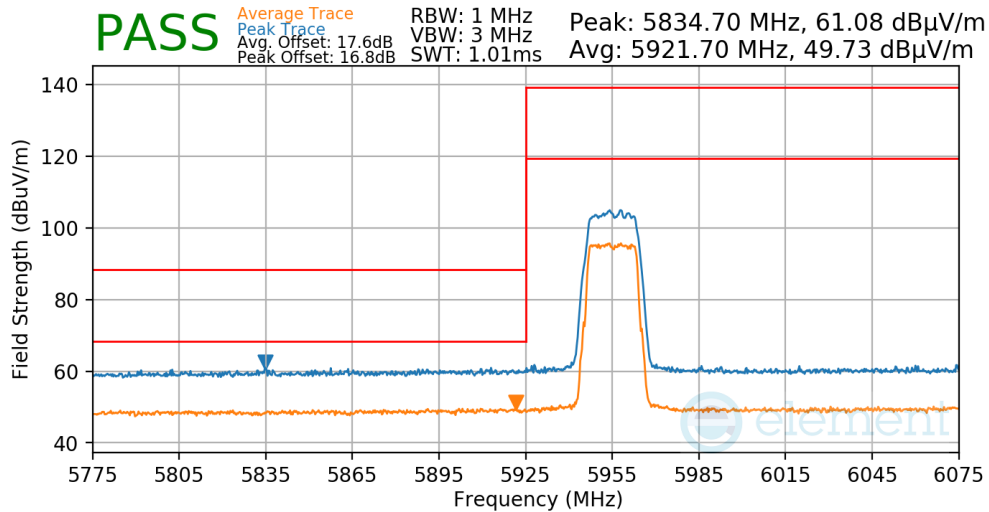
Worst Case Mode: 802.11a
 Worst Case Transfer Rate: 24Mbps
 Distance of Measurements: 3 Meters
 Operating Frequency: 5955MHz
 Channel: 1



Plot 7-630. Antenna WF5t Radiated Lower Band Edge (Peak/Average – UNII Band 5)

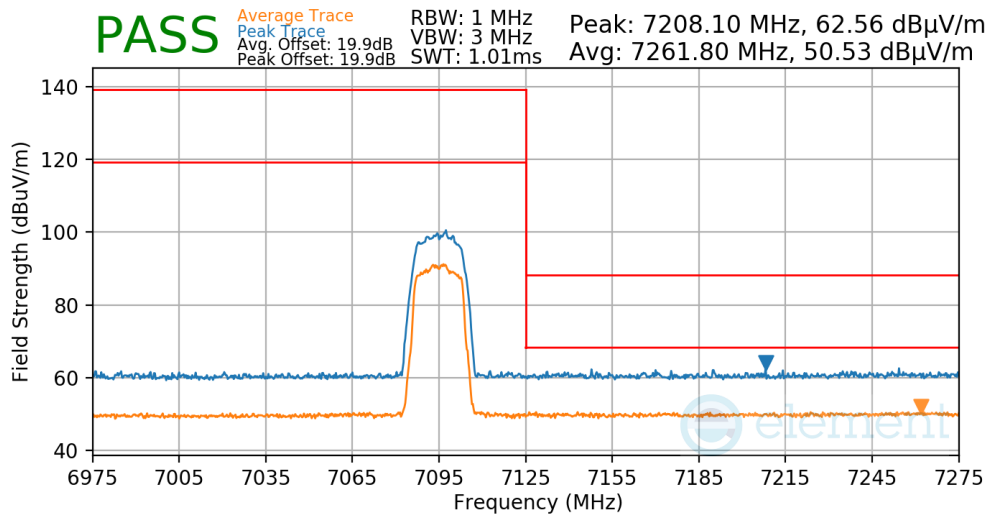
FCC ID: BCGA2436 IC: 579C-A2436		MEASUREMENT REPORT (CERTIFICATION)	Approved by: Technical Manager
Test Report S/N: 1C2205090027-11-R2.BCG	Test Dates: 5/30/2022 - 9/16/2022	EUT Type: Tablet Device	Page 220 of 280

Worst Case Mode: 802.11a
 Worst Case Transfer Rate: 54Mbps
 Distance of Measurements: 3 Meters
 Operating Frequency: 5955MHz
 Channel: 1



Plot 7-631. Antenna WF5t Radiated Lower Band Edge (Peak/Average – UNII Band 5)

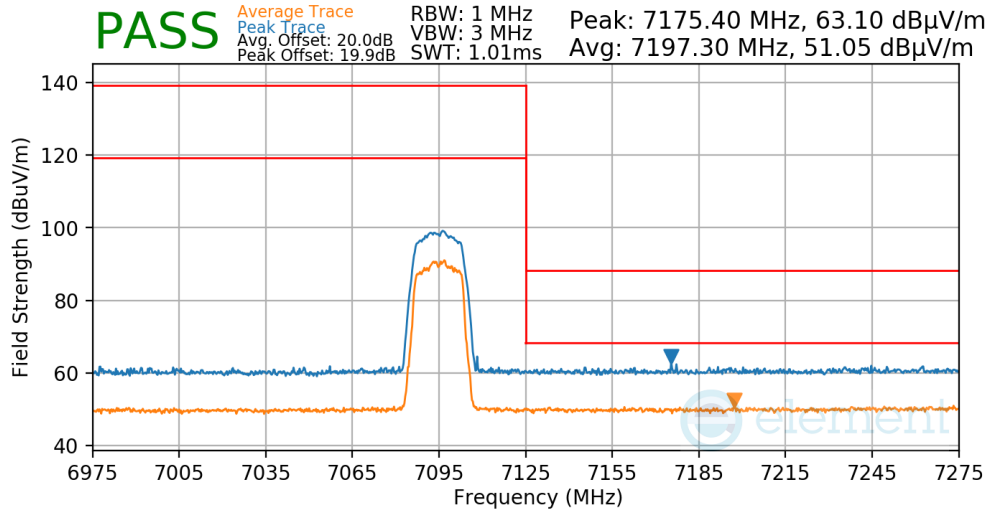
Worst Case Mode: 802.11a
 Worst Case Transfer Rate: 12Mbps
 Distance of Measurements: 3 Meters
 Operating Frequency: 7095MHz
 Channel: 229



Plot 7-632. Antenna WF5t Radiated Upper Band Edge (Peak/Average – UNII Band 8)

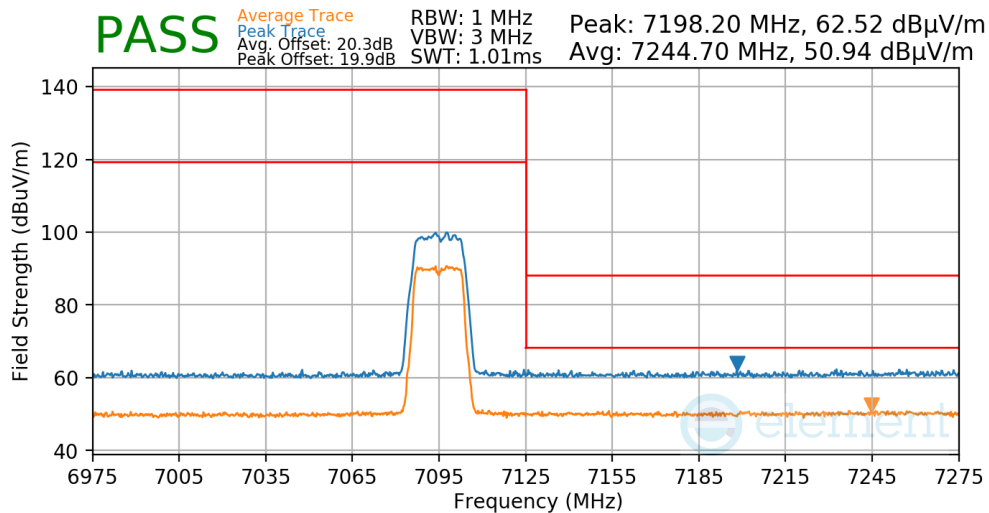
FCC ID: BCGA2436 IC: 579C-A2436		MEASUREMENT REPORT (CERTIFICATION)	Approved by: Technical Manager
Test Report S/N: 1C2205090027-11-R2.BCG	Test Dates: 5/30/2022 - 9/16/2022	EUT Type: Tablet Device	Page 221 of 280

Worst Case Mode: 802.11a
 Worst Case Transfer Rate: 24Mbps
 Distance of Measurements: 3 Meters
 Operating Frequency: 7095MHz
 Channel: 229



Plot 7-633. Antenna WF5t Radiated Upper Band Edge (Peak/Average – UNII Band 8)

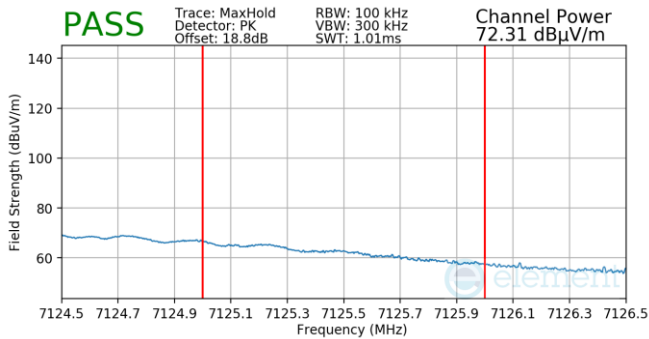
Worst Case Mode: 802.11a
 Worst Case Transfer Rate: 54Mbps
 Distance of Measurements: 3 Meters
 Operating Frequency: 7095MHz
 Channel: 229



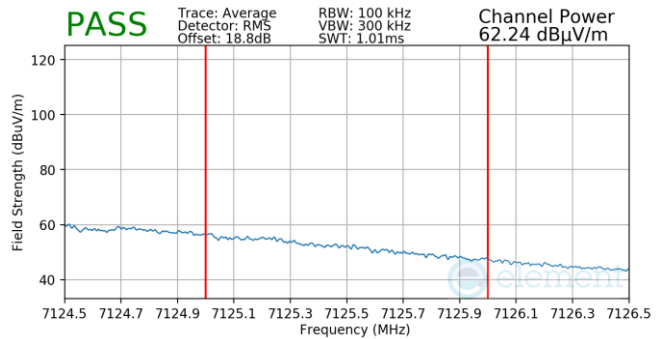
Plot 7-634. Antenna WF5t Radiated Upper Band Edge (Peak/Average – UNII Band 8)

FCC ID: BCGA2436 IC: 579C-A2436		MEASUREMENT REPORT (CERTIFICATION)	Approved by: Technical Manager
Test Report S/N: 1C2205090027-11-R2.BCG	Test Dates: 5/30/2022 - 9/16/2022	EUT Type: Tablet Device	Page 222 of 280

Worst Case Mode: 802.11a
 Worst Case Transfer Rate: 12Mbps
 Distance of Measurements: 3 Meters
 Operating Frequency: 7115MHz
 Channel: 233

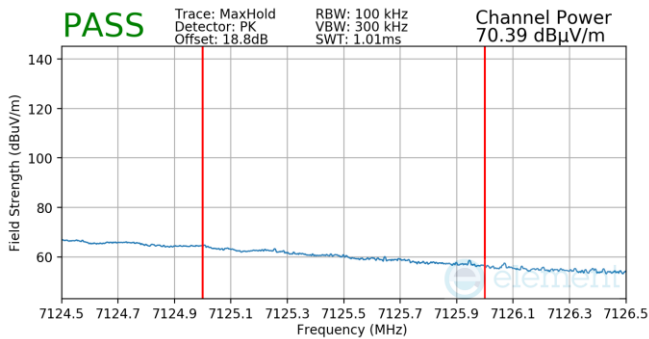


Plot 7-635. Antenna WF5t Radiated Upper Band Edge (Peak – UNII Band 8)

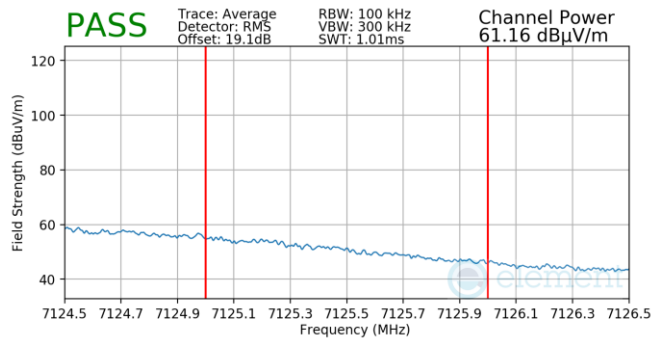


Plot 7-636. Antenna WF5t Radiated Upper Band Edge (Average – UNII Band 8)

Worst Case Mode: 802.11a
 Worst Case Transfer Rate: 24Mbps
 Distance of Measurements: 3 Meters
 Operating Frequency: 7115MHz
 Channel: 233



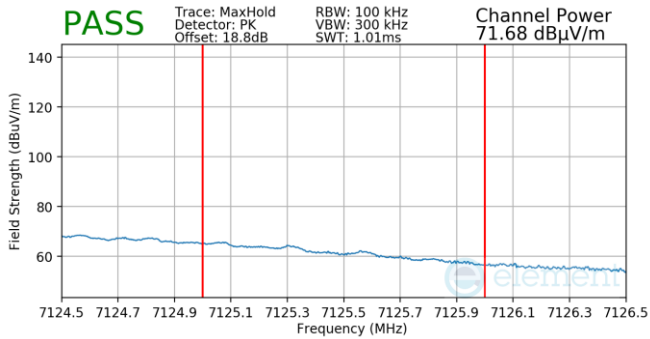
Plot 7-637. Antenna WF5t Radiated Upper Band Edge (Peak – UNII Band 8)



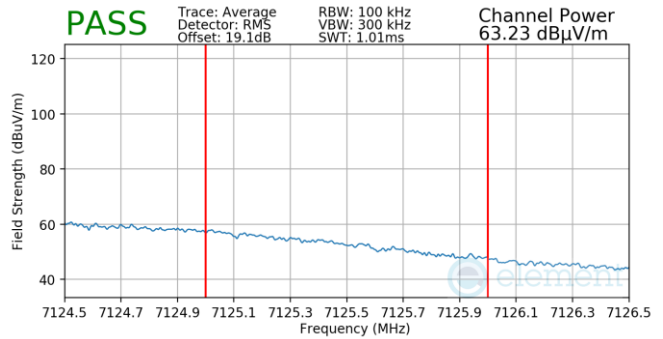
Plot 7-638. Antenna WF5t Radiated Upper Band Edge (Average – UNII Band 8)

FCC ID: BCGA2436 IC: 579C-A2436		MEASUREMENT REPORT (CERTIFICATION)	Approved by: Technical Manager
Test Report S/N: 1C2205090027-11-R2.BCG	Test Dates: 5/30/2022 - 9/16/2022	EUT Type: Tablet Device	Page 223 of 280

Worst Case Mode: 802.11a
 Worst Case Transfer Rate: 54Mbps
 Distance of Measurements: 3 Meters
 Operating Frequency: 7115MHz
 Channel: 233



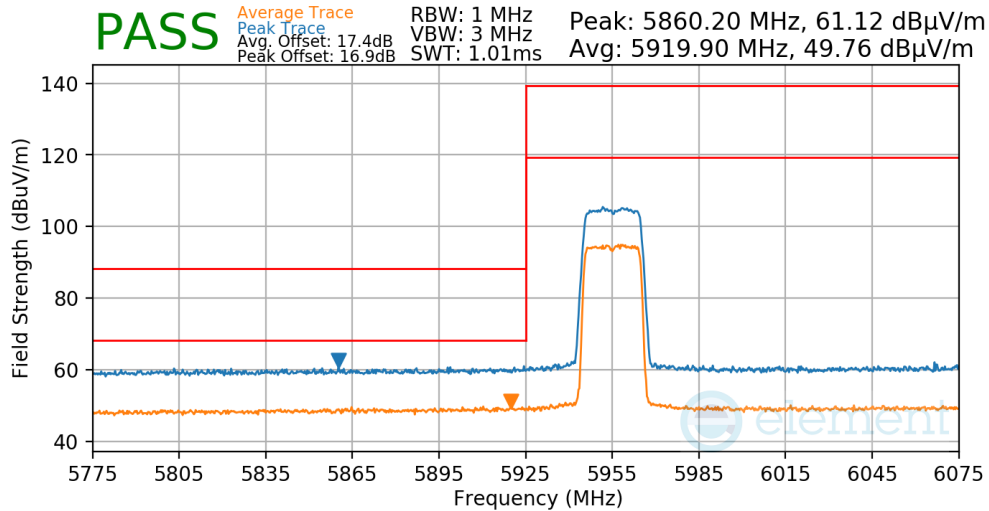
Plot 7-639. Antenna WF5t Radiated Upper Band Edge (Peak – UNII Band 8)



Plot 7-640. Antenna WF5t Radiated Upper Band Edge (Average – UNII Band 8)

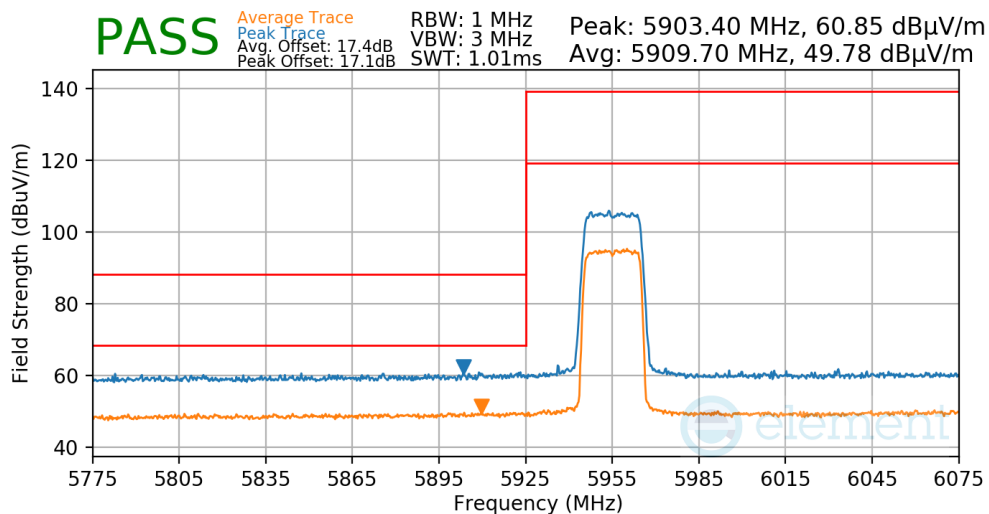
FCC ID: BCGA2436 IC: 579C-A2436		MEASUREMENT REPORT (CERTIFICATION)	Approved by: Technical Manager
Test Report S/N: 1C2205090027-11-R2.BCG	Test Dates: 5/30/2022 - 9/16/2022	EUT Type: Tablet Device	Page 224 of 280

Worst Case Mode: 802.11ax
 Worst Case Transfer Rate: MCS2
 Distance of Measurements: 3 Meters
 Operating Frequency: 5955MHz
 Channel: 1



Plot 7-641. Antenna WF5t Radiated Lower Band Edge (Peak/Average – UNII Band 5)

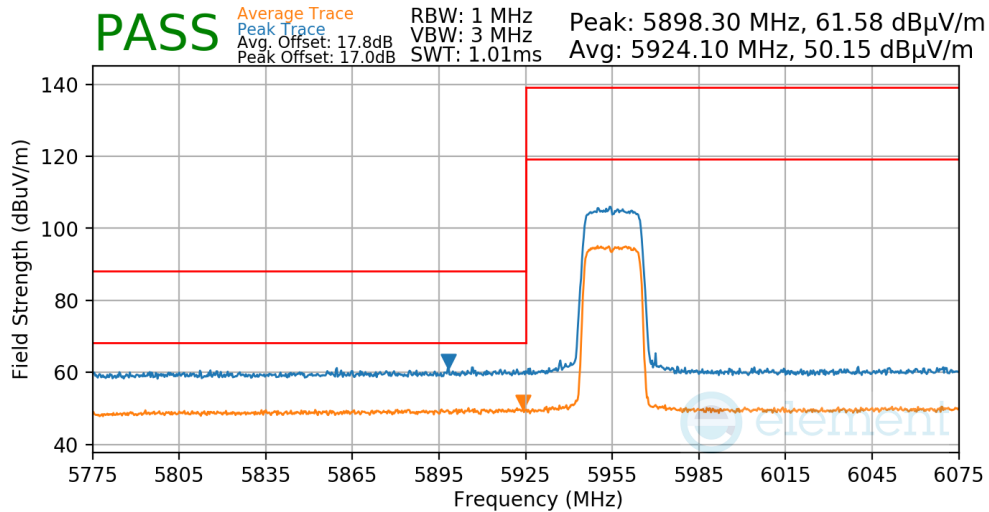
Worst Case Mode: 802.11ax
 Worst Case Transfer Rate: MCS4
 Distance of Measurements: 3 Meters
 Operating Frequency: 5955MHz
 Channel: 1



Plot 7-642. Antenna WF5t Radiated Lower Band Edge (Peak/Average – UNII Band 5)

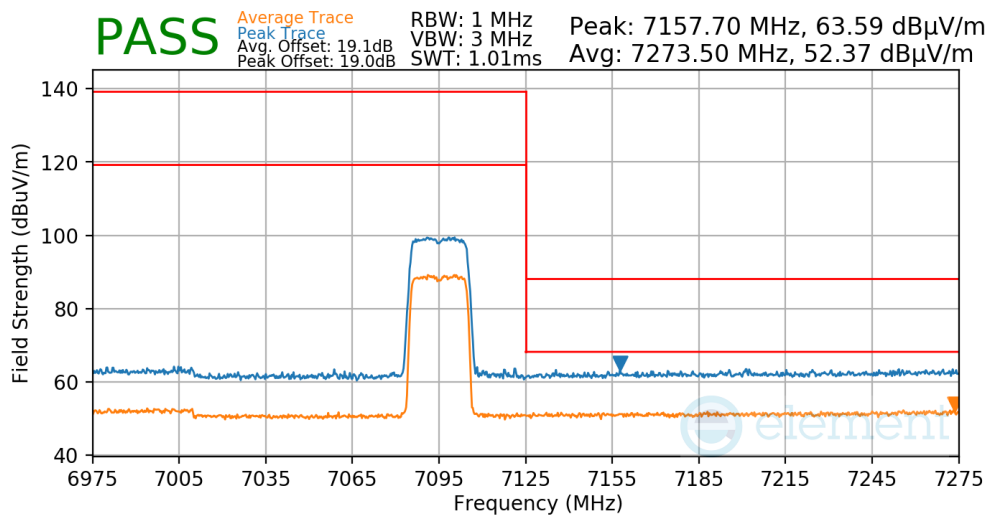
FCC ID: BCGA2436 IC: 579C-A2436		MEASUREMENT REPORT (CERTIFICATION)	Approved by: Technical Manager
Test Report S/N: 1C2205090027-11-R2.BCG	Test Dates: 5/30/2022 - 9/16/2022	EUT Type: Tablet Device	Page 225 of 280

Worst Case Mode: 802.11ax
 Worst Case Transfer Rate: MCS11
 Distance of Measurements: 3 Meters
 Operating Frequency: 5955MHz
 Channel: 1



Plot 7-643. Antenna WF5t Radiated Lower Band Edge (Peak/Average – UNII Band 5)

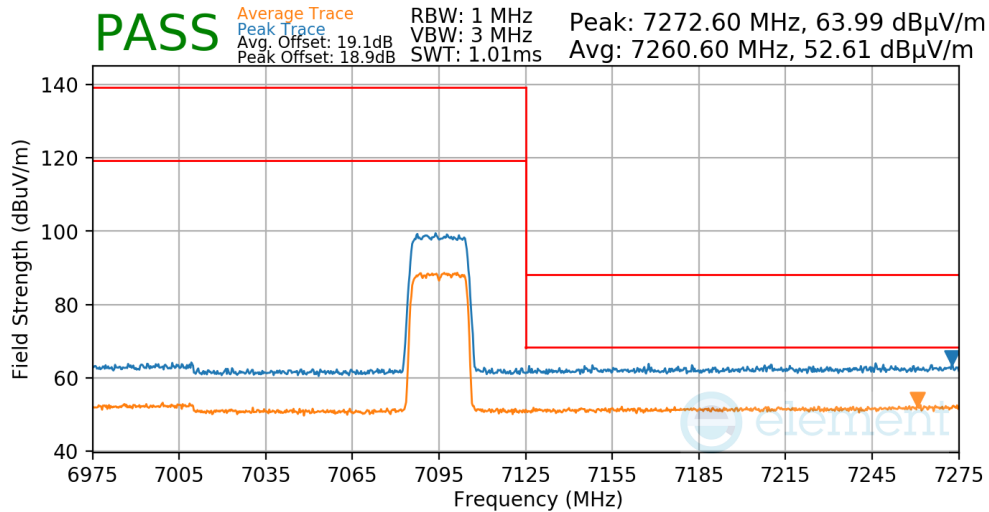
Worst Case Mode: 802.11ax
 Worst Case Transfer Rate: MCS2
 Distance of Measurements: 3 Meters
 Operating Frequency: 7095MHz
 Channel: 229



Plot 7-644. Antenna WF5t Radiated Upper Band Edge (Peak/Average – UNII Band 8)

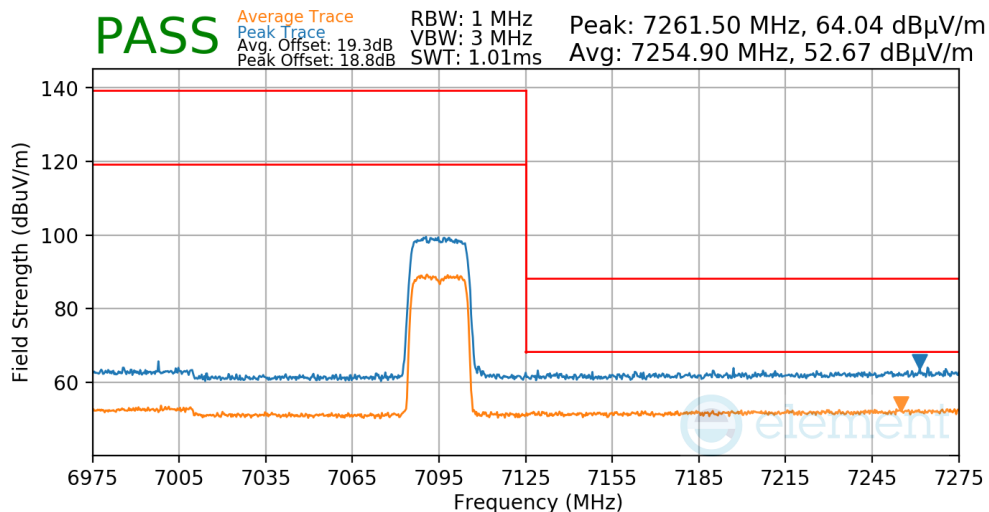
FCC ID: BCGA2436 IC: 579C-A2436		MEASUREMENT REPORT (CERTIFICATION)	Approved by: Technical Manager
Test Report S/N: 1C2205090027-11-R2.BCG	Test Dates: 5/30/2022 - 9/16/2022	EUT Type: Tablet Device	Page 226 of 280

Worst Case Mode: 802.11ax
 Worst Case Transfer Rate: MCS4
 Distance of Measurements: 3 Meters
 Operating Frequency: 7095MHz
 Channel: 229



Plot 7-645. Antenna WF5t Radiated Upper Band Edge (Peak/Average – UNII Band 8)

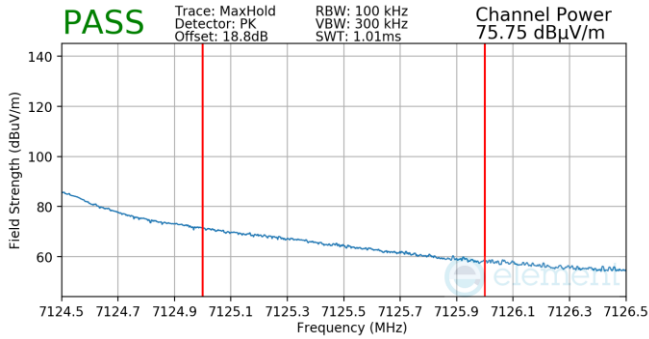
Worst Case Mode: 802.11ax
 Worst Case Transfer Rate: MCS11
 Distance of Measurements: 3 Meters
 Operating Frequency: 7095MHz
 Channel: 229



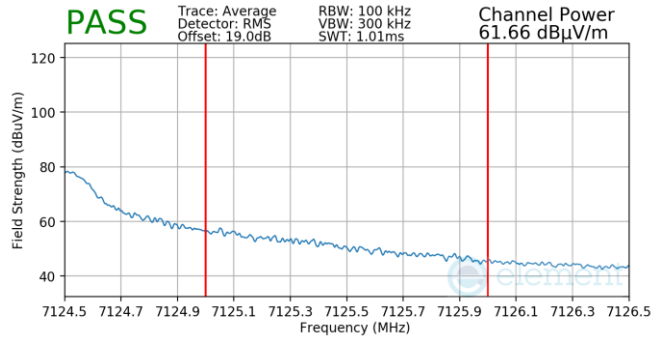
Plot 7-646. Antenna WF5t Radiated Upper Band Edge (Peak/Average – UNII Band 8)

FCC ID: BCGA2436 IC: 579C-A2436		MEASUREMENT REPORT (CERTIFICATION)	Approved by: Technical Manager
Test Report S/N: 1C2205090027-11-R2.BCG	Test Dates: 5/30/2022 - 9/16/2022	EUT Type: Tablet Device	Page 227 of 280

Worst Case Mode: 802.11ax
 Worst Case Transfer Rate: MCS2
 Distance of Measurements: 3 Meters
 Operating Frequency: 7115MHz
 Channel: 233

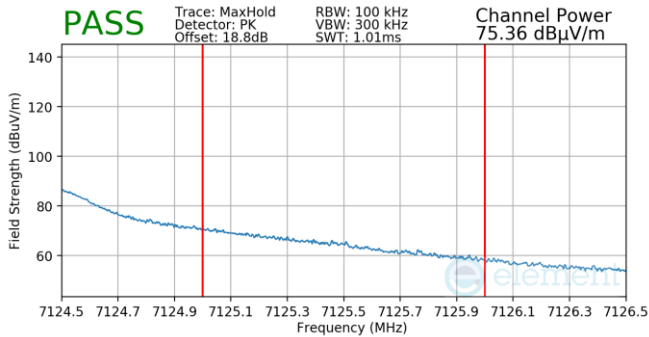


Plot 7-647. Antenna WF5t Radiated Upper Band Edge (Peak – UNII Band 8)

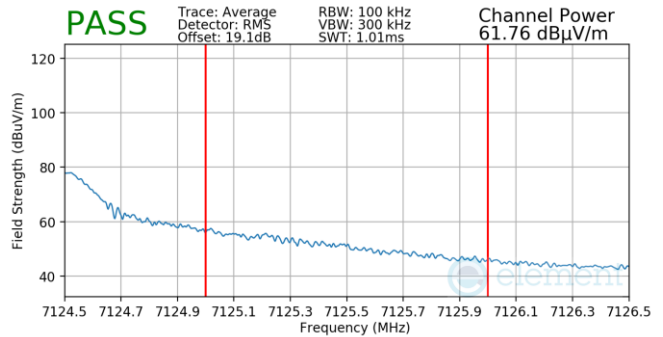


Plot 7-648. Antenna WF5t Radiated Upper Band Edge (Average – UNII Band 8)

Worst Case Mode: 802.11ax
 Worst Case Transfer Rate: MCS4
 Distance of Measurements: 3 Meters
 Operating Frequency: 7115MHz
 Channel: 233



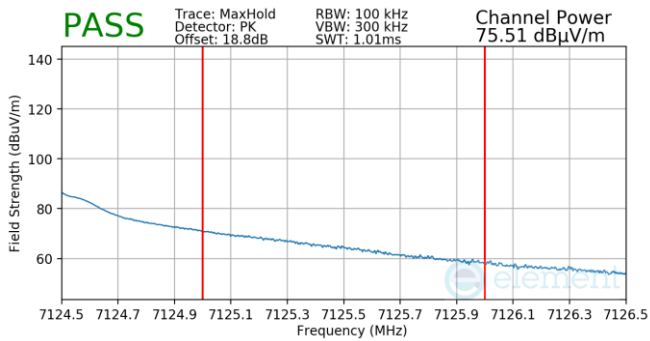
Plot 7-649. Antenna WF5t Radiated Upper Band Edge (Peak – UNII Band 8)



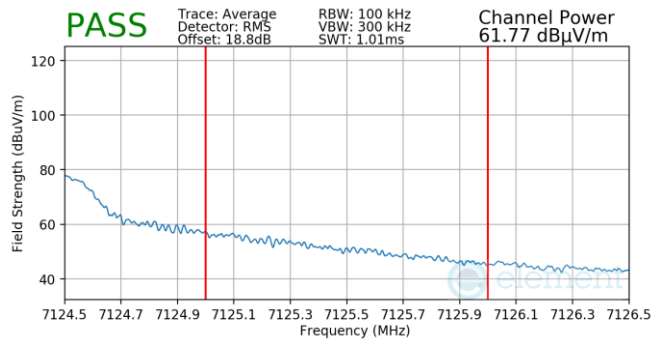
Plot 7-650. Antenna WF5t Radiated Upper Band Edge (Average – UNII Band 8)

FCC ID: BCGA2436 IC: 579C-A2436		MEASUREMENT REPORT (CERTIFICATION)	Approved by: Technical Manager
Test Report S/N: 1C2205090027-11-R2.BCG	Test Dates: 5/30/2022 - 9/16/2022	EUT Type: Tablet Device	Page 228 of 280

Worst Case Mode: 802.11ax
 Worst Case Transfer Rate: MCS11
 Distance of Measurements: 3 Meters
 Operating Frequency: 7115MHz
 Channel: 233



Plot 7-651. Antenna WF5t Radiated Upper Band Edge (Peak – UNII Band 8)

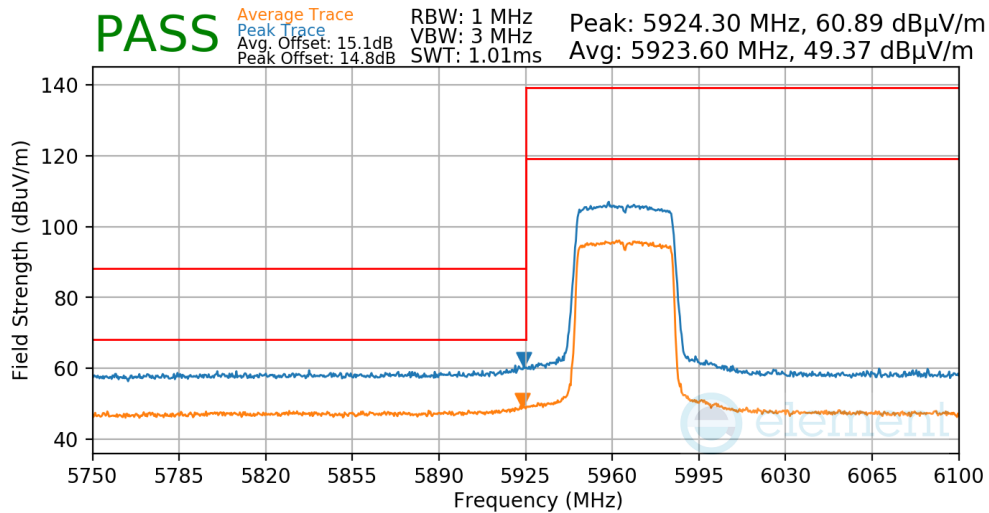


Plot 7-652. Antenna WF5t Radiated Upper Band Edge (Average – UNII Band 8)

FCC ID: BCGA2436 IC: 579C-A2436		MEASUREMENT REPORT (CERTIFICATION)	Approved by: Technical Manager
Test Report S/N: 1C2205090027-11-R2.BCG	Test Dates: 5/30/2022 - 9/16/2022	EUT Type: Tablet Device	Page 229 of 280

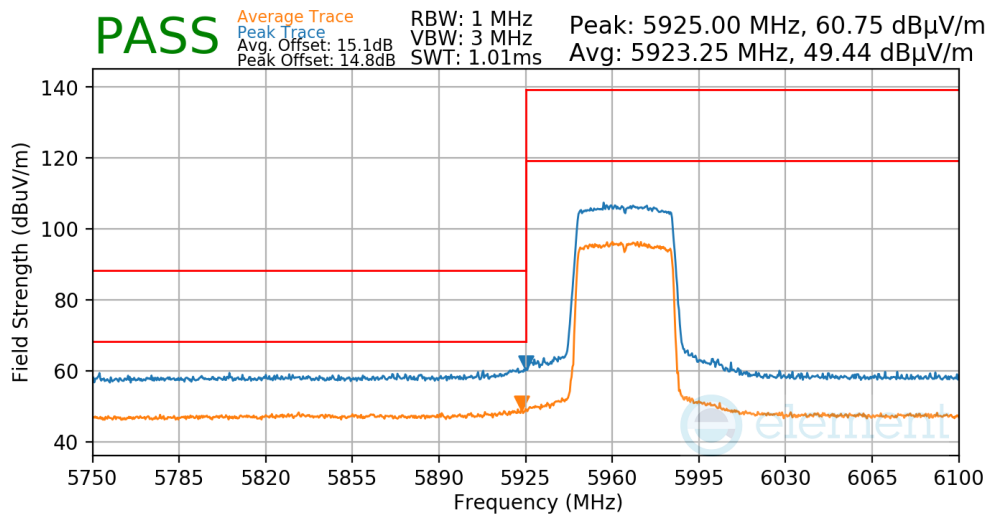
7.7.5 Antenna WF5t Radiated Band Edge Measurements (40MHz BW) §15.407(b.1)(b.2) §15.205 §15.209; RSS-Gen [8.9]

Worst Case Mode: 802.11ax
 Worst Case Transfer Rate: MCS2
 Distance of Measurements: 3 Meters
 Operating Frequency: 5965MHz
 Channel: 3



Plot 7-653. Antenna WF5t Radiated Lower Band Edge (Peak & Average – UNII Band 5)

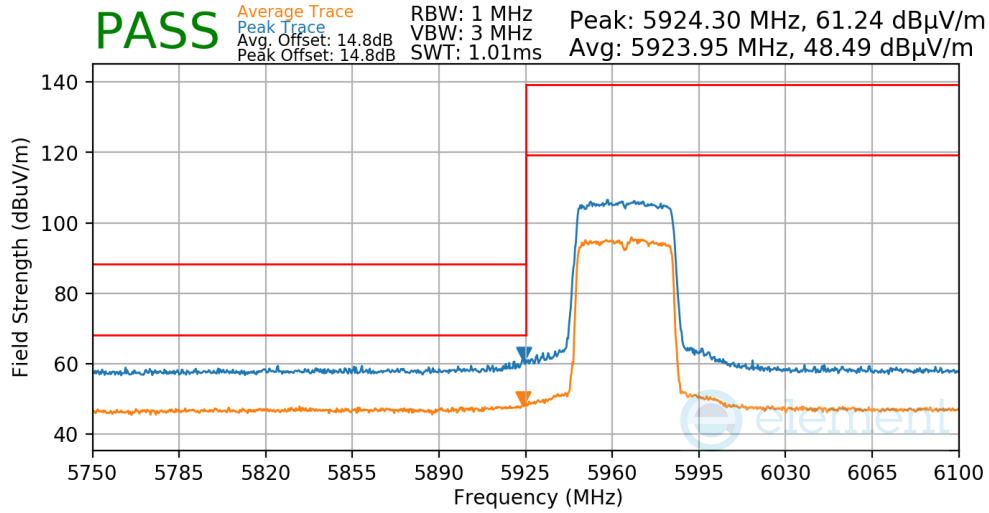
Worst Case Mode: 802.11ax
 Worst Case Transfer Rate: MCS4
 Distance of Measurements: 3 Meters
 Operating Frequency: 5965MHz
 Channel: 3



Plot 7-654. Antenna WF5t Radiated Lower Band Edge (Peak & Average – UNII Band 5)

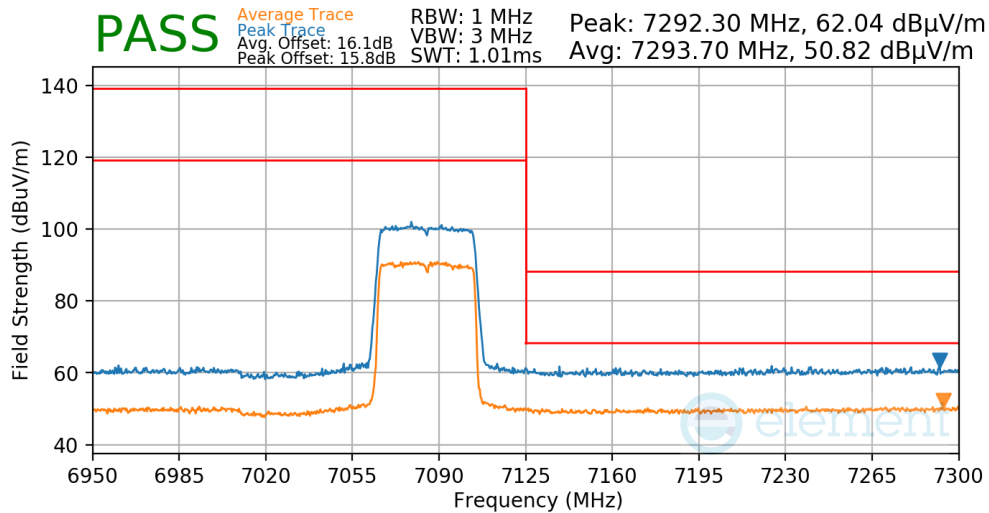
FCC ID: BCGA2436 IC: 579C-A2436		MEASUREMENT REPORT (CERTIFICATION)	Approved by: Technical Manager
Test Report S/N: 1C2205090027-11-R2.BCG	Test Dates: 5/30/2022 - 9/16/2022	EUT Type: Tablet Device	Page 230 of 280

Worst Case Mode: 802.11ax
 Worst Case Transfer Rate: MCS11
 Distance of Measurements: 3 Meters
 Operating Frequency: 5965MHz
 Channel: 3



Plot 7-655. Antenna WF5t Radiated Lower Band Edge (Peak & Average – UNII Band 5)

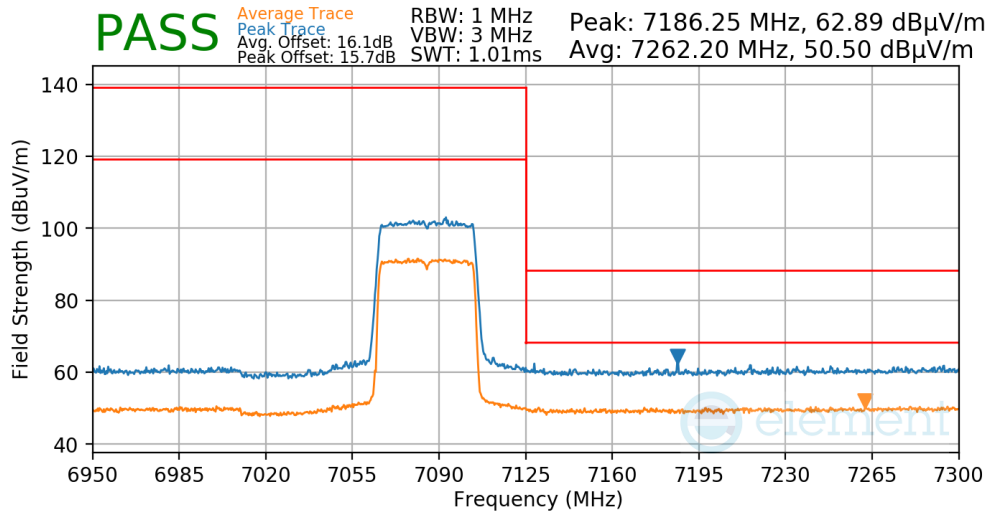
Worst Case Mode: 802.11ax
 Worst Case Transfer Rate: MCS2
 Distance of Measurements: 3 Meters
 Operating Frequency: 7085MHz
 Channel: 227



Plot 7-656. Antenna WF5t Radiated Upper Band Edge (Peak & Average – UNII Band 8)

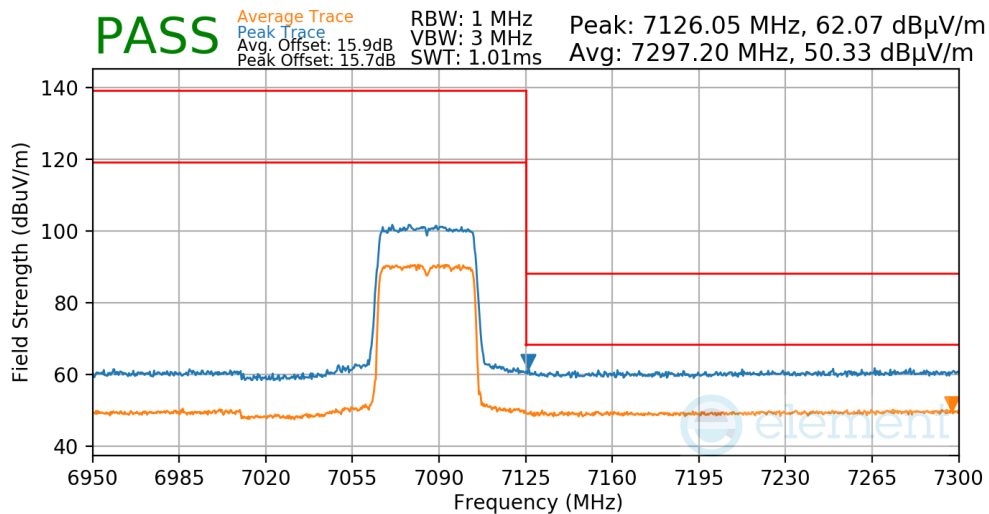
FCC ID: BCGA2436 IC: 579C-A2436		MEASUREMENT REPORT (CERTIFICATION)	Approved by: Technical Manager
Test Report S/N: 1C2205090027-11-R2.BCG	Test Dates: 5/30/2022 - 9/16/2022	EUT Type: Tablet Device	Page 231 of 280

Worst Case Mode: 802.11ax
 Worst Case Transfer Rate: MCS4
 Distance of Measurements: 3 Meters
 Operating Frequency: 7085MHz
 Channel: 227



Plot 7-657. Antenna WF5t Radiated Upper Band Edge (Peak & Average – UNII Band 8)

Worst Case Mode: 802.11ax
 Worst Case Transfer Rate: MCS11
 Distance of Measurements: 3 Meters
 Operating Frequency: 7085MHz
 Channel: 227

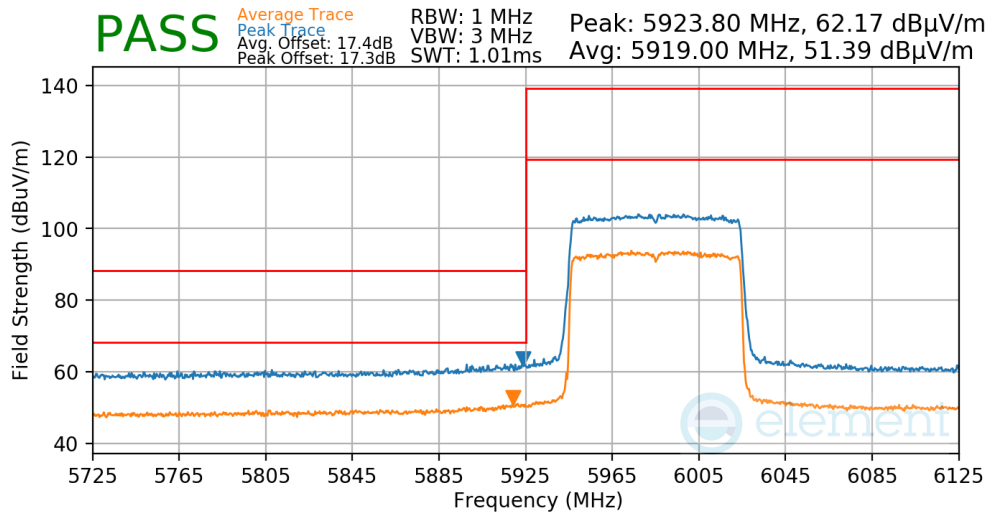


Plot 7-658. Antenna WF5t Radiated Upper Band Edge (Peak & Average – UNII Band 8)

FCC ID: BCGA2436 IC: 579C-A2436		MEASUREMENT REPORT (CERTIFICATION)	Approved by: Technical Manager
Test Report S/N: 1C2205090027-11-R2.BCG	Test Dates: 5/30/2022 - 9/16/2022	EUT Type: Tablet Device	Page 232 of 280

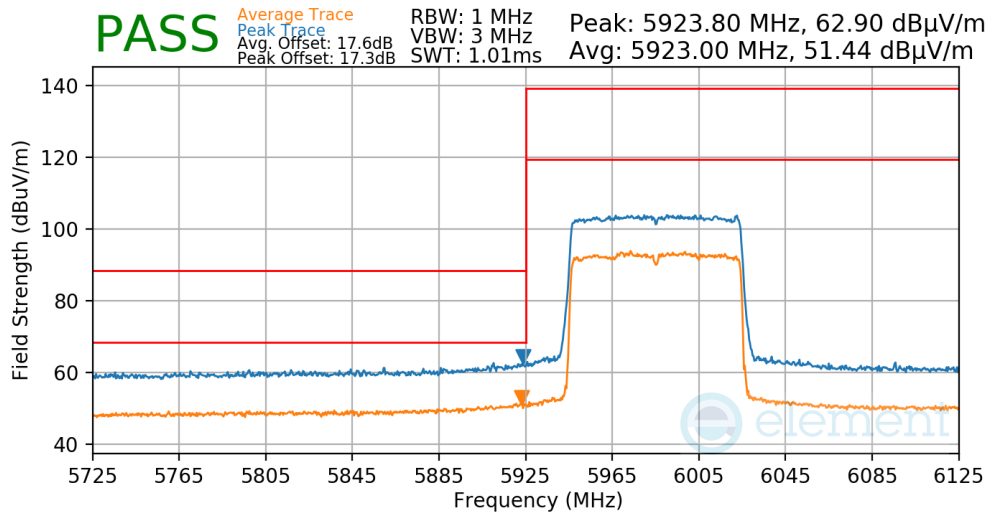
7.7.6 Antenna WF5t Radiated Band Edge Measurements (80MHz BW) §15.407(b.1)(b.2) §15.205 §15.209; RSS-Gen [8.9]

Worst Case Mode: 802.11ax
 Worst Case Transfer Rate: MCS2
 Distance of Measurements: 3 Meters
 Operating Frequency: 5985MHz
 Channel: 7



Plot 7-659. Antenna WF5t Radiated Lower Band Edge (Peak & Average – UNII Band 5)

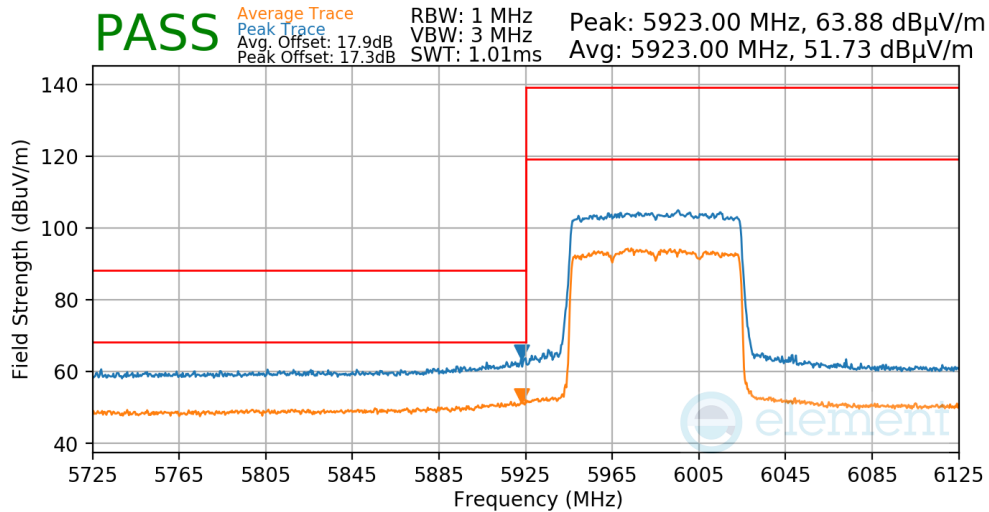
Worst Case Mode: 802.11ax
 Worst Case Transfer Rate: MCS4
 Distance of Measurements: 3 Meters
 Operating Frequency: 5985MHz
 Channel: 7



Plot 7-660. Antenna WF5t Radiated Lower Band Edge (Peak & Average – UNII Band 5)

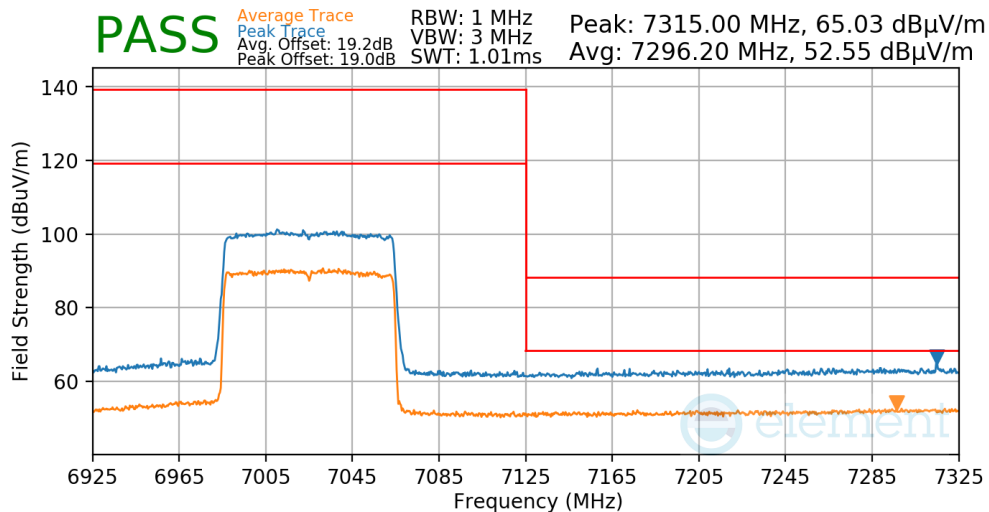
FCC ID: BCGA2436 IC: 579C-A2436		MEASUREMENT REPORT (CERTIFICATION)	Approved by: Technical Manager
Test Report S/N: 1C2205090027-11-R2.BCG	Test Dates: 5/30/2022 - 9/16/2022	EUT Type: Tablet Device	Page 233 of 280

Worst Case Mode: 802.11ax
 Worst Case Transfer Rate: MCS11
 Distance of Measurements: 3 Meters
 Operating Frequency: 5985MHz
 Channel: 7



Plot 7-661. Antenna WF5t Radiated Lower Band Edge (Peak & Average – UNII Band 5)

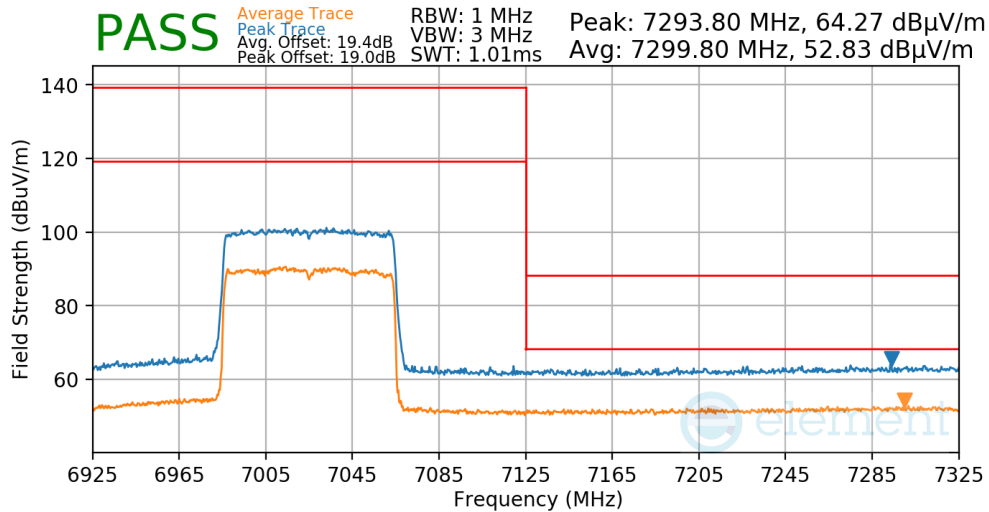
Worst Case Mode: 802.11ax
 Worst Case Transfer Rate: MCS2
 Distance of Measurements: 3 Meters
 Operating Frequency: 7025MHz
 Channel: 215



Plot 7-662. Antenna WF5t Radiated Upper Band Edge (Peak & Average – UNII Band 8)

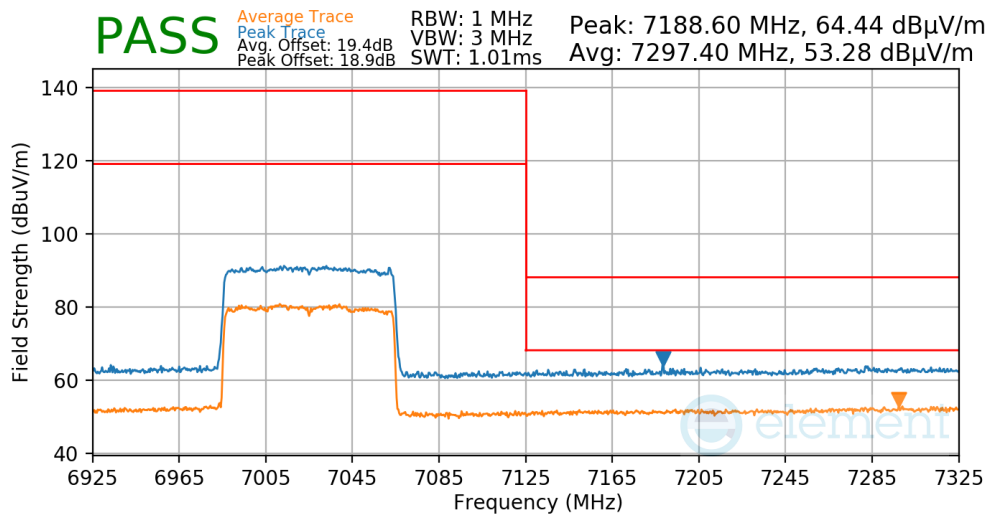
FCC ID: BCGA2436 IC: 579C-A2436		MEASUREMENT REPORT (CERTIFICATION)	Approved by: Technical Manager
Test Report S/N: 1C2205090027-11-R2.BCG	Test Dates: 5/30/2022 - 9/16/2022	EUT Type: Tablet Device	Page 234 of 280

Worst Case Mode: 802.11ax
 Worst Case Transfer Rate: MCS4
 Distance of Measurements: 3 Meters
 Operating Frequency: 7025MHz
 Channel: 215



Plot 7-663. Antenna WF5t Radiated Upper Band Edge (Peak & Average – UNII Band 8)

Worst Case Mode: 802.11ax
 Worst Case Transfer Rate: MCS11
 Distance of Measurements: 3 Meters
 Operating Frequency: 7025MHz
 Channel: 215

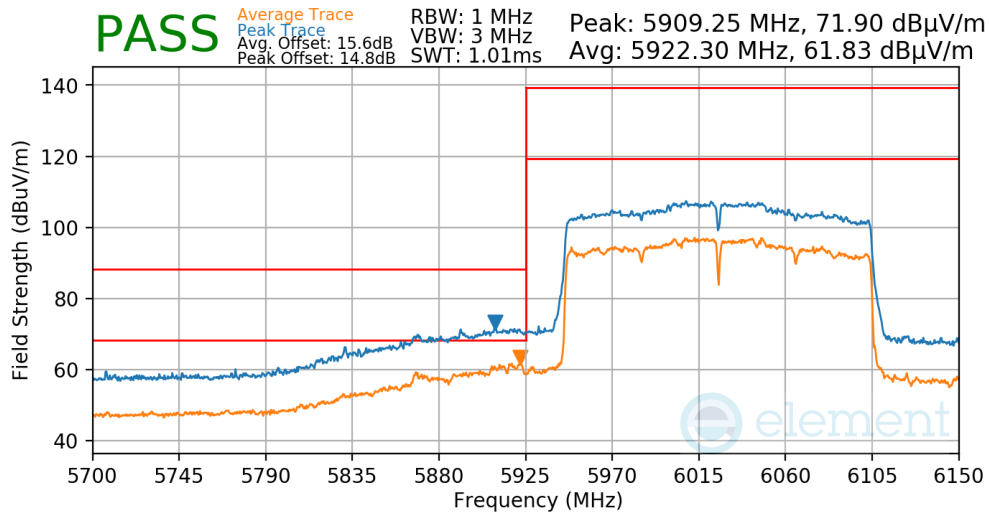


Plot 7-664. Antenna WF5t Radiated Upper Band Edge (Peak & Average – UNII Band 8)

FCC ID: BCGA2436 IC: 579C-A2436		MEASUREMENT REPORT (CERTIFICATION)	Approved by: Technical Manager
Test Report S/N: 1C2205090027-11-R2.BCG	Test Dates: 5/30/2022 - 9/16/2022	EUT Type: Tablet Device	Page 235 of 280

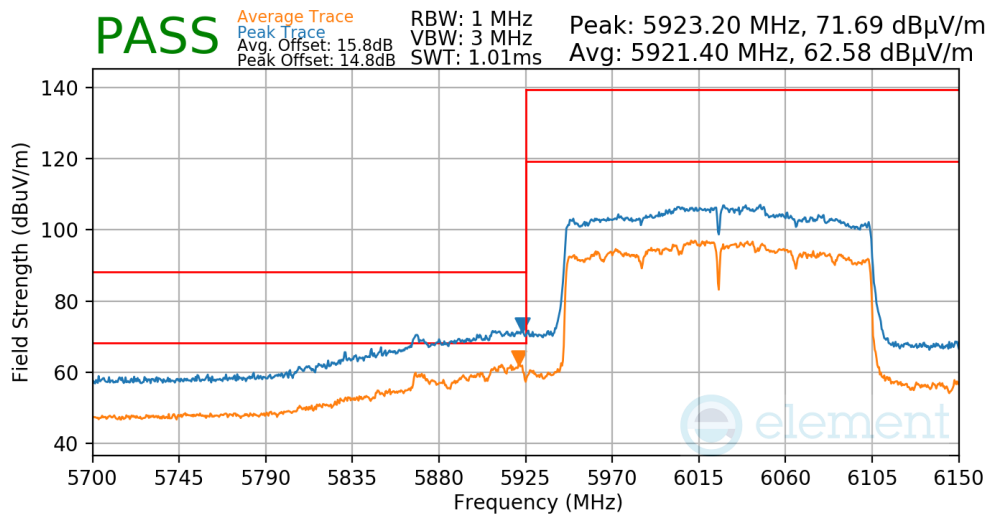
7.7.7 Antenna WF5t Radiated Band Edge Measurements (160MHz BW) §15.407(b.1)(b.2) §15.205 §15.209; RSS-Gen [8.9]

Worst Case Mode: 802.11ax
 Worst Case Transfer Rate: MCS2
 Distance of Measurements: 3 Meters
 Operating Frequency: 6025MHz
 Channel: 15



Plot 7-665. Antenna WF5t Radiated Lower Band Edge (Peak & Average – UNII Band 5)

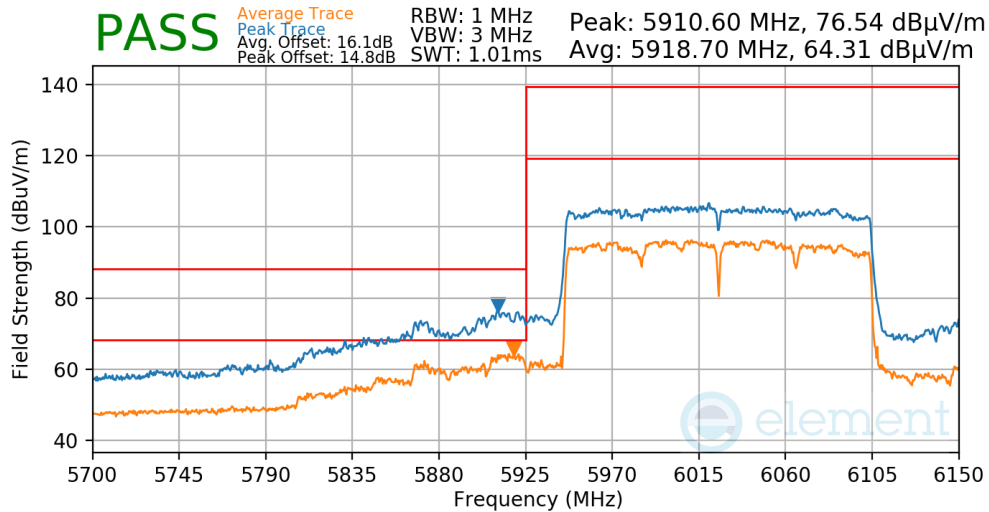
Worst Case Mode: 802.11ax
 Worst Case Transfer Rate: MCS4
 Distance of Measurements: 3 Meters
 Operating Frequency: 6025MHz
 Channel: 15



Plot 7-666. Antenna WF5t Radiated Lower Band Edge (Peak & Average – UNII Band 5)

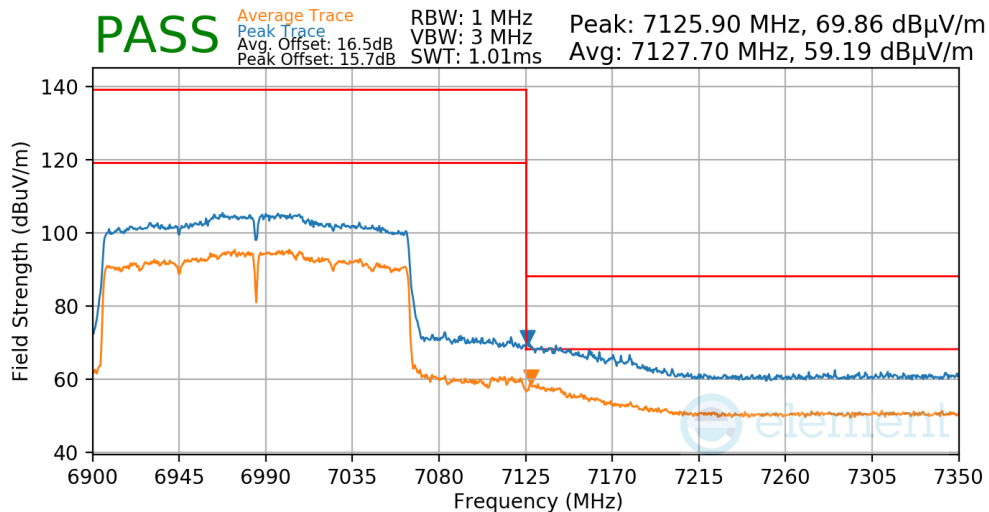
FCC ID: BCGA2436 IC: 579C-A2436		MEASUREMENT REPORT (CERTIFICATION)	Approved by: Technical Manager
Test Report S/N: 1C2205090027-11-R2.BCG	Test Dates: 5/30/2022 - 9/16/2022	EUT Type: Tablet Device	Page 236 of 280

Worst Case Mode: 802.11ax
 Worst Case Transfer Rate: MCS11
 Distance of Measurements: 3 Meters
 Operating Frequency: 6025MHz
 Channel: 15



Plot 7-667. Antenna WF5t Radiated Lower Band Edge (Peak & Average – UNII Band 5)

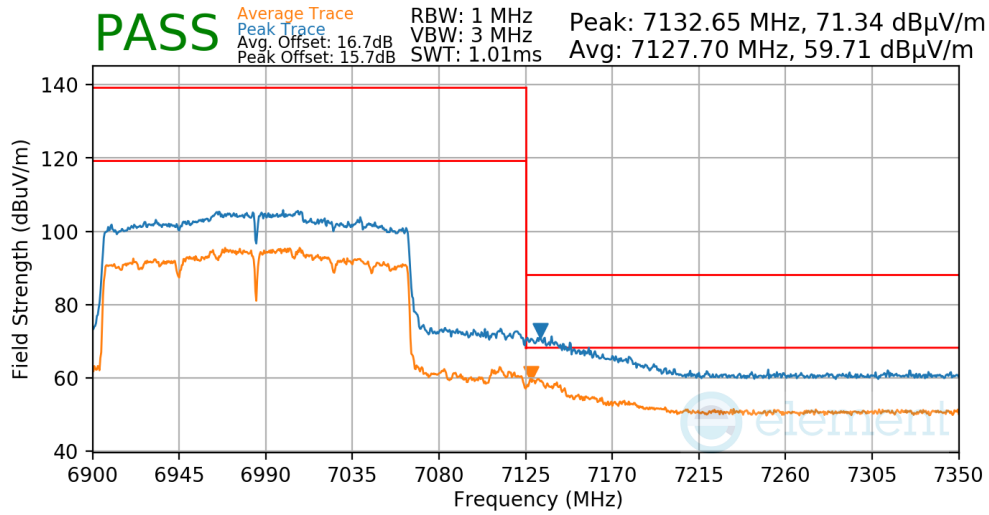
Worst Case Mode: 802.11ax
 Worst Case Transfer Rate: MCS2
 Distance of Measurements: 3 Meters
 Operating Frequency: 6985MHz
 Channel: 207



Plot 7-668. Antenna WF5t Radiated Upper Band Edge (Peak & Average – UNII Band 8)

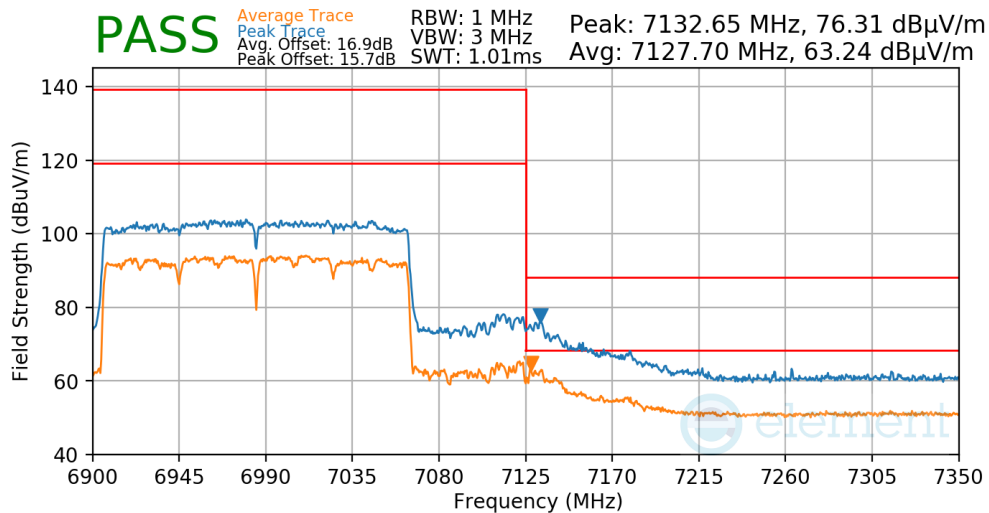
FCC ID: BCGA2436 IC: 579C-A2436		MEASUREMENT REPORT (CERTIFICATION)	Approved by: Technical Manager
Test Report S/N: 1C2205090027-11-R2.BCG	Test Dates: 5/30/2022 - 9/16/2022	EUT Type: Tablet Device	Page 237 of 280

Worst Case Mode: 802.11ax
 Worst Case Transfer Rate: MCS4
 Distance of Measurements: 3 Meters
 Operating Frequency: 6985MHz
 Channel: 207



Plot 7-669. Antenna WF5t Radiated Upper Band Edge (Peak & Average – UNII Band 8)

Worst Case Mode: 802.11ax
 Worst Case Transfer Rate: MCS11
 Distance of Measurements: 3 Meters
 Operating Frequency: 6985MHz
 Channel: 207

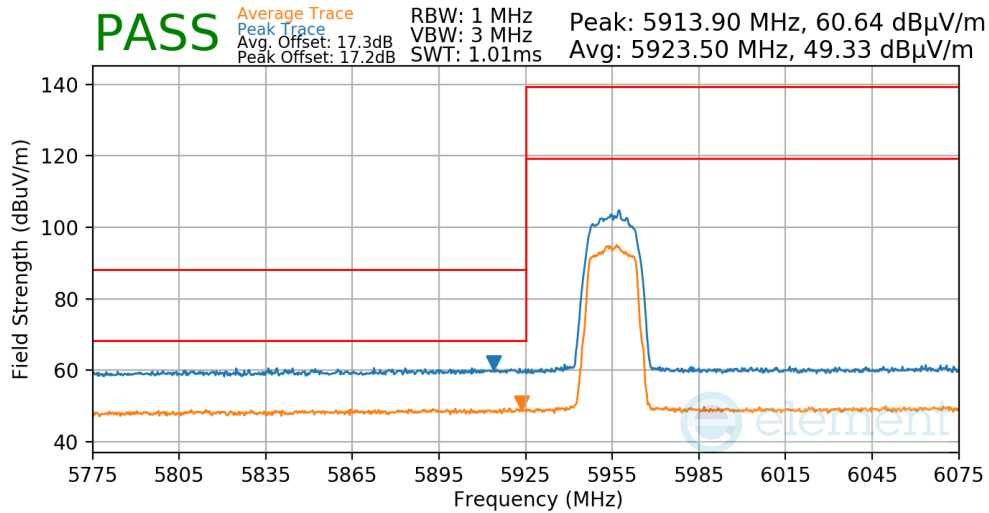


Plot 7-670. Antenna WF5t Radiated Upper Band Edge (Peak & Average – UNII Band 8)

FCC ID: BCGA2436 IC: 579C-A2436		MEASUREMENT REPORT (CERTIFICATION)	Approved by: Technical Manager
Test Report S/N: 1C2205090027-11-R2.BCG	Test Dates: 5/30/2022 - 9/16/2022	EUT Type: Tablet Device	Page 238 of 280

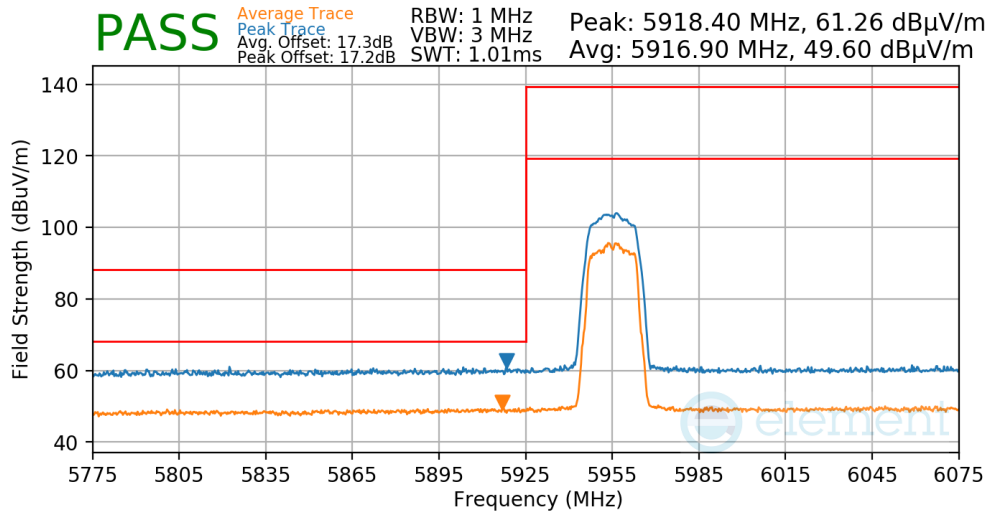
7.7.8 Antenna WF5b Radiated Band Edge Measurements (20MHz BW) §15.407(b.1)(b.2) §15.205 §15.209; RSS-Gen [8.9]

Worst Case Mode: 802.11a
 Worst Case Transfer Rate: 12Mbps
 Distance of Measurements: 3 Meters
 Operating Frequency: 5955MHz
 Channel: 1



Plot 7-671. Antenna WF5b Radiated Lower Band Edge (Peak/Average – UNII Band 5)

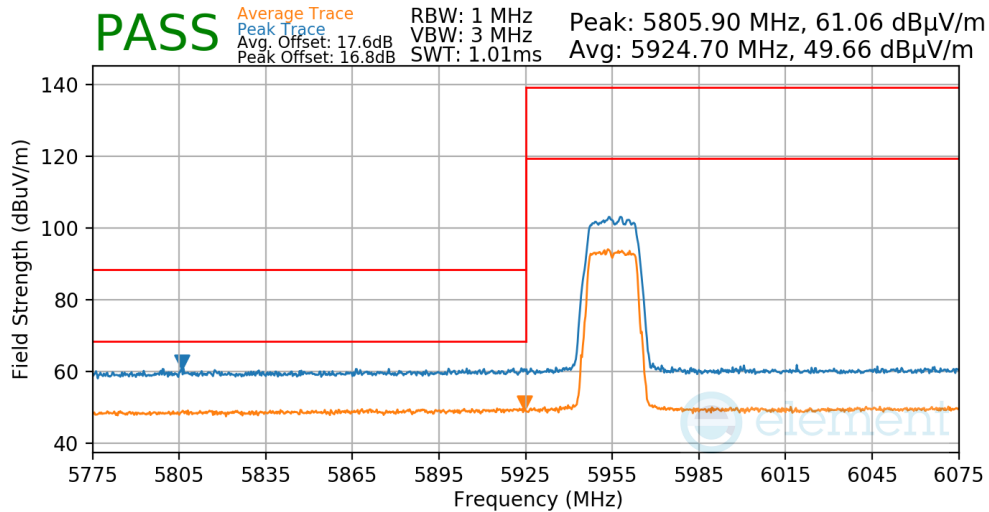
Worst Case Mode: 802.11a
 Worst Case Transfer Rate: 24Mbps
 Distance of Measurements: 3 Meters
 Operating Frequency: 5955MHz
 Channel: 1



Plot 7-672. Antenna WF5b Radiated Lower Band Edge (Peak/Average – UNII Band 5)

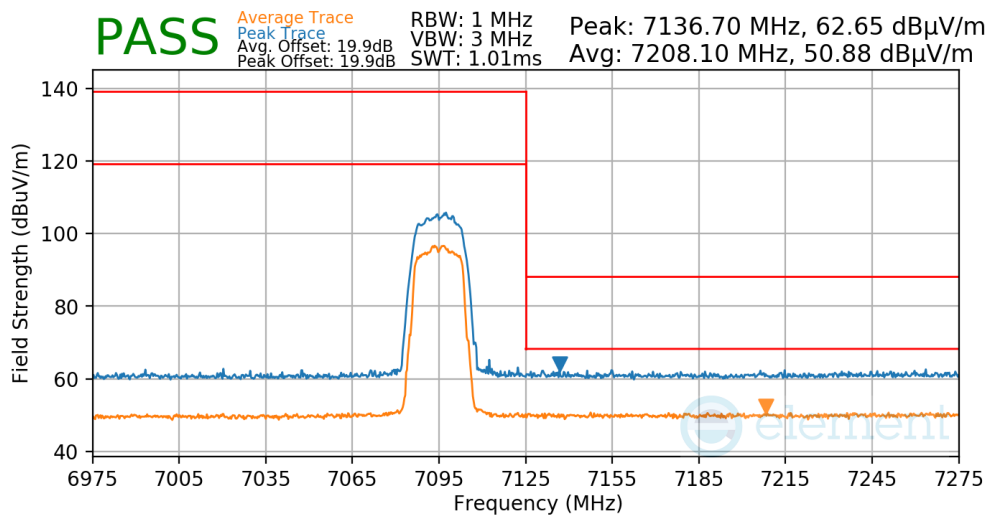
FCC ID: BCGA2436 IC: 579C-A2436		MEASUREMENT REPORT (CERTIFICATION)	Approved by: Technical Manager
Test Report S/N: 1C2205090027-11-R2.BCG	Test Dates: 5/30/2022 - 9/16/2022	EUT Type: Tablet Device	Page 239 of 280

Worst Case Mode: 802.11a
 Worst Case Transfer Rate: 54Mbps
 Distance of Measurements: 3 Meters
 Operating Frequency: 5955MHz
 Channel: 1



Plot 7-673. Antenna WF5b Radiated Lower Band Edge (Peak/Average – UNII Band 5)

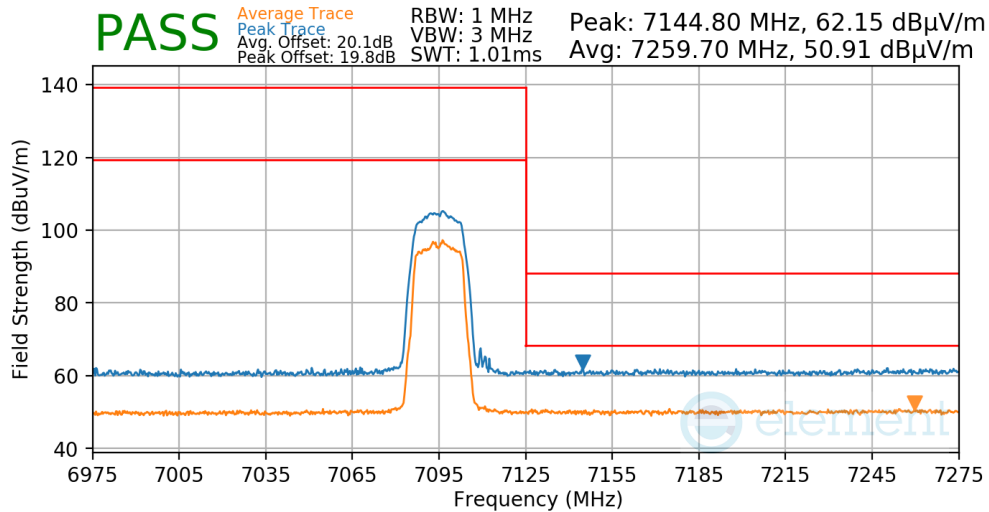
Worst Case Mode: 802.11a
 Worst Case Transfer Rate: 12Mbps
 Distance of Measurements: 3 Meters
 Operating Frequency: 7095MHz
 Channel: 229



Plot 7-674. Antenna WF5b Radiated Upper Band Edge (Peak/Average – UNII Band 8)

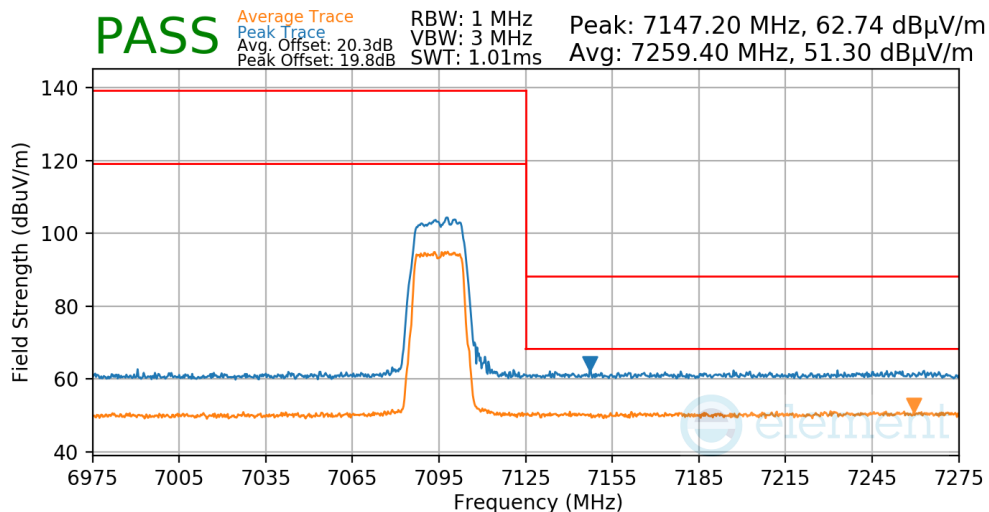
FCC ID: BCGA2436 IC: 579C-A2436		MEASUREMENT REPORT (CERTIFICATION)	Approved by: Technical Manager
Test Report S/N: 1C2205090027-11-R2.BCG	Test Dates: 5/30/2022 - 9/16/2022	EUT Type: Tablet Device	Page 240 of 280

Worst Case Mode: 802.11a
 Worst Case Transfer Rate: 24Mbps
 Distance of Measurements: 3 Meters
 Operating Frequency: 7095MHz
 Channel: 229



Plot 7-675. Antenna WF5b Radiated Upper Band Edge (Peak/Average – UNII Band 8)

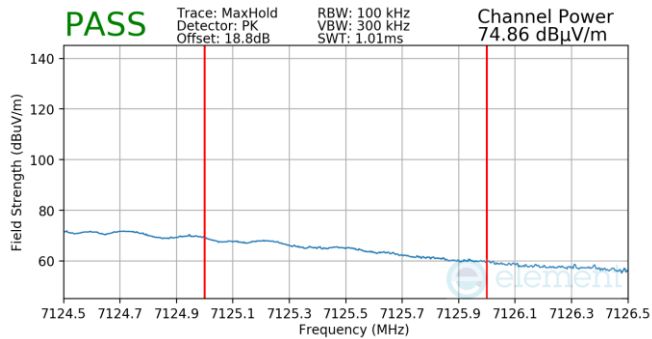
Worst Case Mode: 802.11a
 Worst Case Transfer Rate: 54Mbps
 Distance of Measurements: 3 Meters
 Operating Frequency: 7095MHz
 Channel: 229



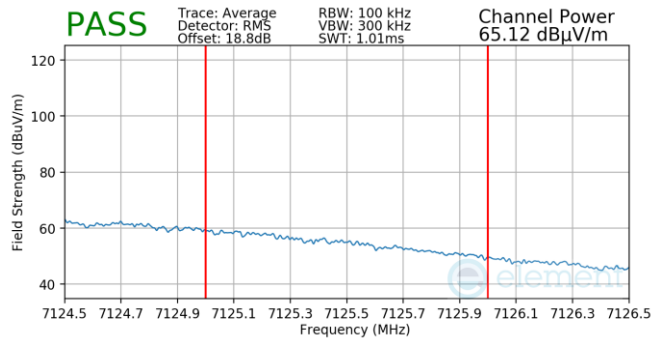
Plot 7-676. Antenna WF5b Radiated Upper Band Edge (Peak/Average – UNII Band 8)

FCC ID: BCGA2436 IC: 579C-A2436		MEASUREMENT REPORT (CERTIFICATION)	Approved by: Technical Manager
Test Report S/N: 1C2205090027-11-R2.BCG	Test Dates: 5/30/2022 - 9/16/2022	EUT Type: Tablet Device	Page 241 of 280

Worst Case Mode: 802.11a
 Worst Case Transfer Rate: 12Mbps
 Distance of Measurements: 3 Meters
 Operating Frequency: 7115MHz
 Channel: 233

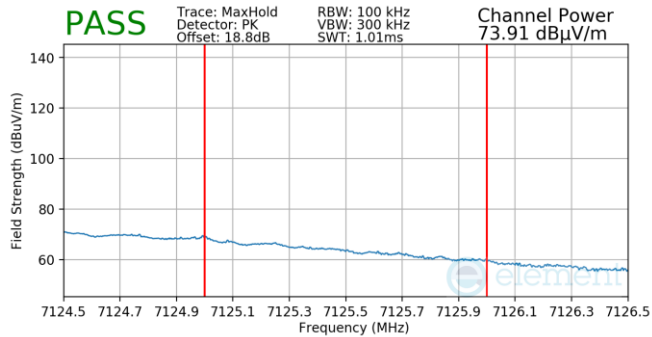


Plot 7-677. Antenna WF5b Radiated Upper Band Edge (Peak – UNII Band 8)

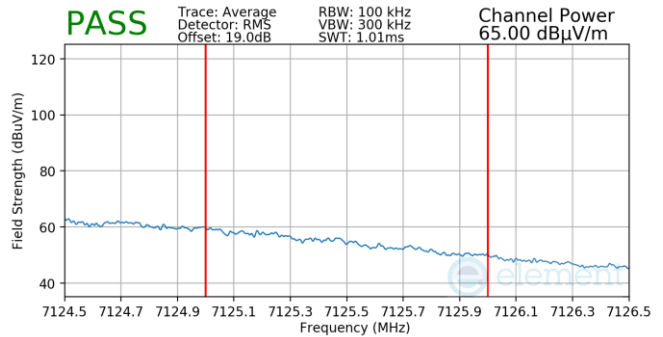


Plot 7-678. Antenna WF5b Radiated Upper Band Edge (Average – UNII Band 8)

Worst Case Mode: 802.11a
 Worst Case Transfer Rate: 24Mbps
 Distance of Measurements: 3 Meters
 Operating Frequency: 7115MHz
 Channel: 233



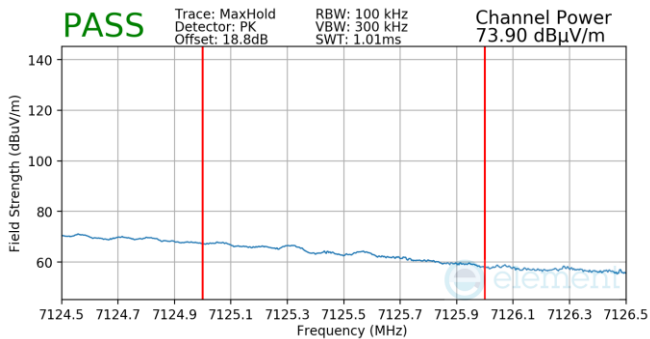
Plot 7-679. Antenna WF5b Radiated Upper Band Edge (Peak – UNII Band 8)



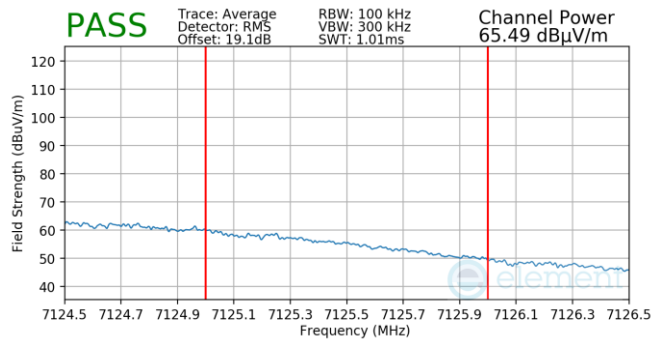
Plot 7-680. Antenna WF5b Radiated Upper Band Edge (Average – UNII Band 8)

FCC ID: BCGA2436 IC: 579C-A2436		MEASUREMENT REPORT (CERTIFICATION)	Approved by: Technical Manager
Test Report S/N: 1C2205090027-11-R2.BCG	Test Dates: 5/30/2022 - 9/16/2022	EUT Type: Tablet Device	Page 242 of 280

Worst Case Mode: 802.11a
 Worst Case Transfer Rate: 54Mbps
 Distance of Measurements: 3 Meters
 Operating Frequency: 7115MHz
 Channel: 233



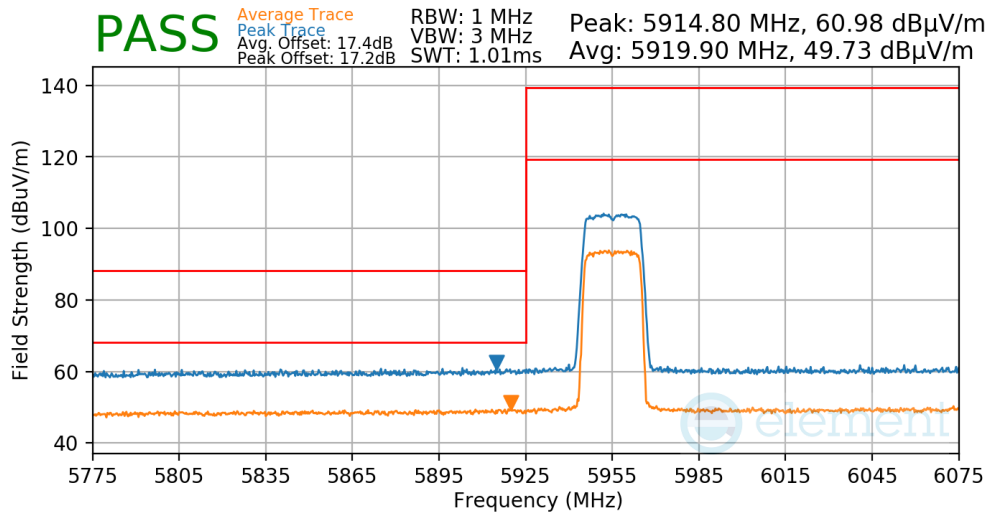
Plot 7-681. Antenna WF5b Radiated Upper Band Edge (Peak – UNII Band 8)



Plot 7-682. Antenna WF5b Radiated Upper Band Edge (Average – UNII Band 8)

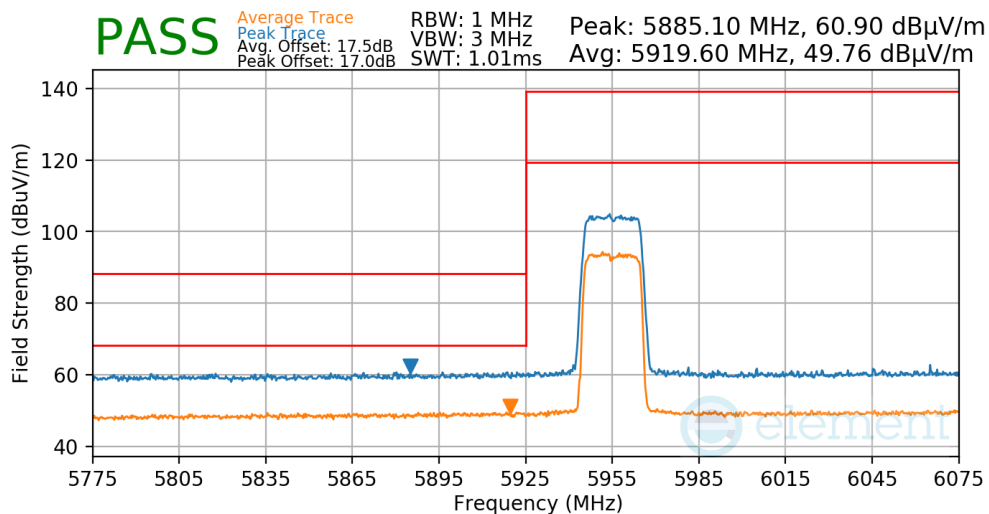
FCC ID: BCGA2436 IC: 579C-A2436	 MEASUREMENT REPORT (CERTIFICATION)	Approved by: Technical Manager
Test Report S/N: 1C2205090027-11-R2.BCG		Test Dates: 5/30/2022 - 9/16/2022

Worst Case Mode: 802.11ax
 Worst Case Transfer Rate: MCS2
 Distance of Measurements: 3 Meters
 Operating Frequency: 5955MHz
 Channel: 1



Plot 7-683. Antenna WF5b Radiated Lower Band Edge (Peak/Average – UNII Band 5)

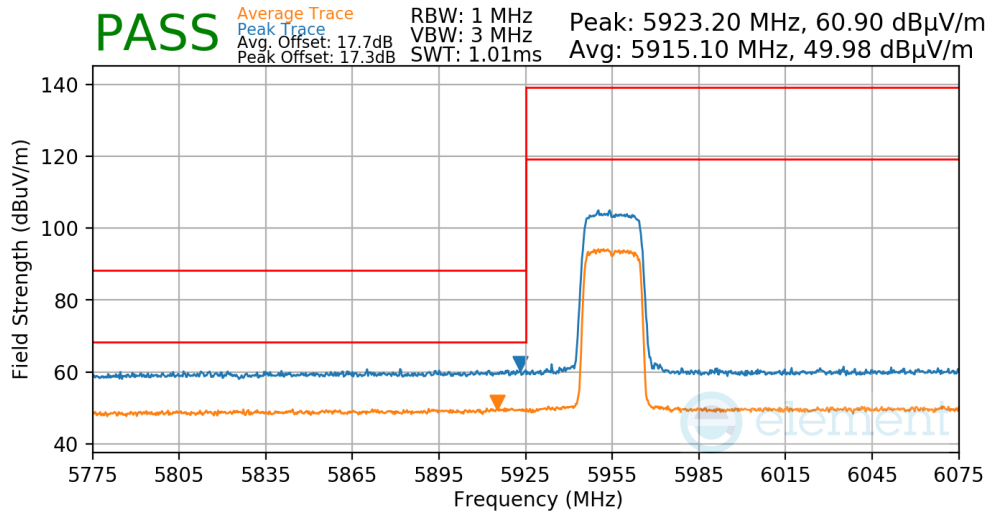
Worst Case Mode: 802.11ax
 Worst Case Transfer Rate: MCS4
 Distance of Measurements: 3 Meters
 Operating Frequency: 5955MHz
 Channel: 1



Plot 7-684. Antenna WF5b Radiated Lower Band Edge (Peak/Average – UNII Band 5)

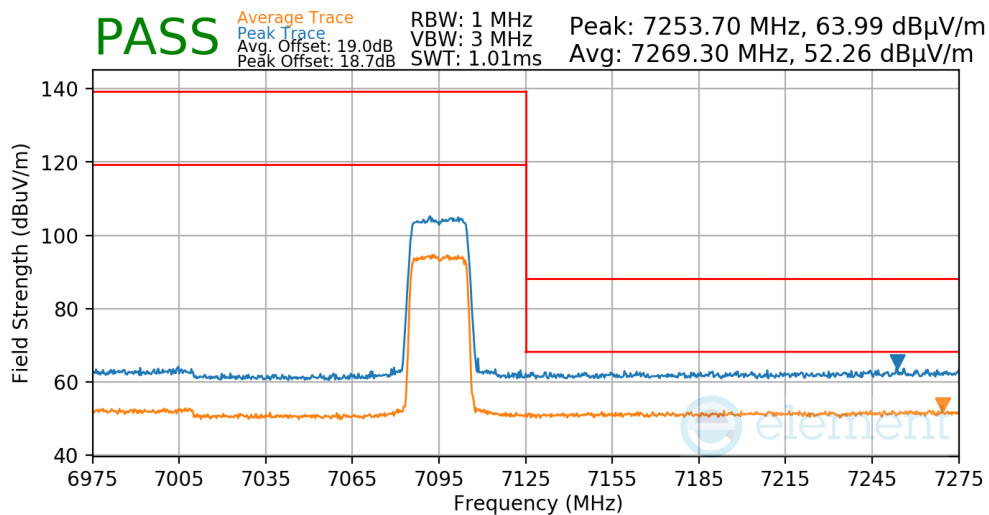
FCC ID: BCGA2436 IC: 579C-A2436		MEASUREMENT REPORT (CERTIFICATION)	Approved by: Technical Manager
Test Report S/N: 1C2205090027-11-R2.BCG	Test Dates: 5/30/2022 - 9/16/2022	EUT Type: Tablet Device	Page 244 of 280

Worst Case Mode: 802.11ax
 Worst Case Transfer Rate: MCS11
 Distance of Measurements: 3 Meters
 Operating Frequency: 5955MHz
 Channel: 1



Plot 7-685. Antenna WF5b Radiated Lower Band Edge (Peak/Average – UNII Band 5)

Worst Case Mode: 802.11ax
 Worst Case Transfer Rate: MCS2
 Distance of Measurements: 3 Meters
 Operating Frequency: 7095MHz
 Channel: 229



Plot 7-686. Antenna WF5b Radiated Upper Band Edge (Peak/Average – UNII Band 8)

FCC ID: BCGA2436 IC: 579C-A2436		MEASUREMENT REPORT (CERTIFICATION)	Approved by: Technical Manager
Test Report S/N: 1C2205090027-11-R2.BCG	Test Dates: 5/30/2022 - 9/16/2022	EUT Type: Tablet Device	Page 245 of 280