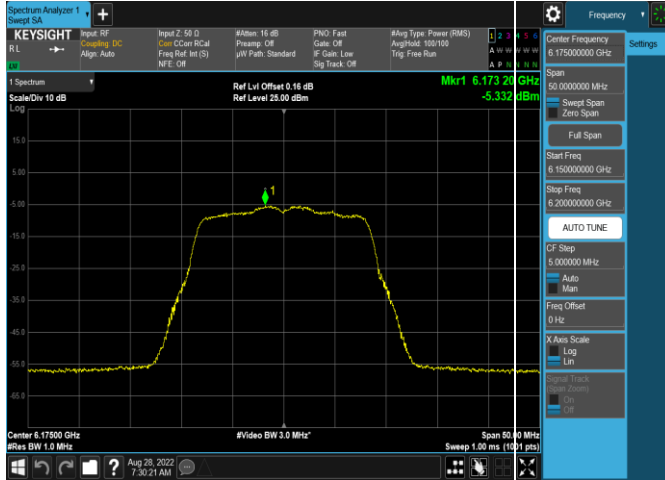
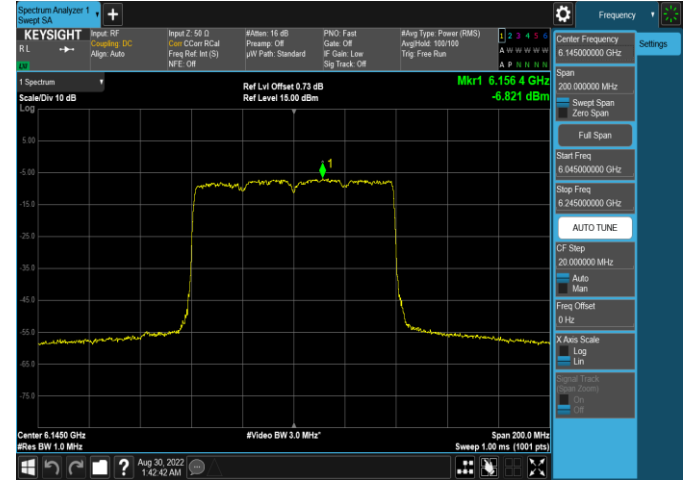


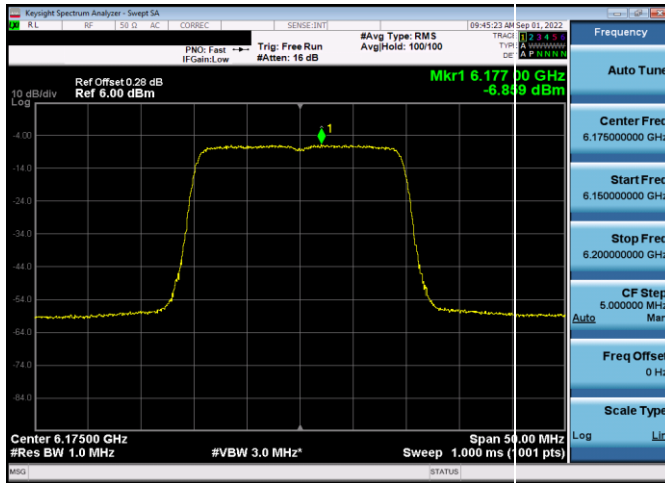
Mid Data Rate



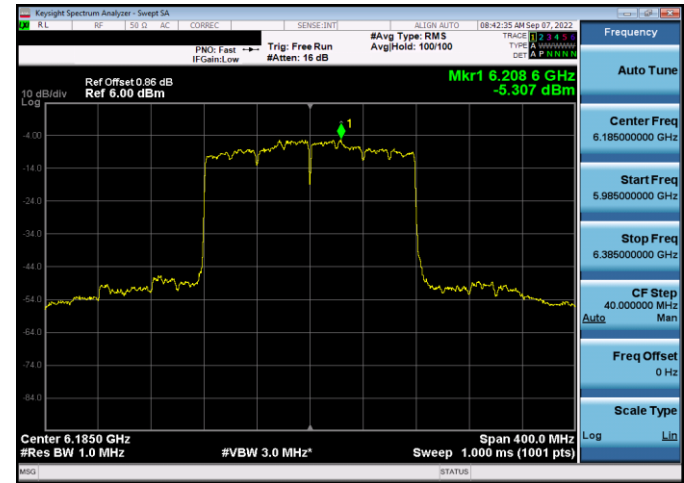
Plot 7-201. Power Spectral Density Plot Antenna WF5b (20MHz 802.11a (UNII Band 5) - Ch. 45, MCS4)



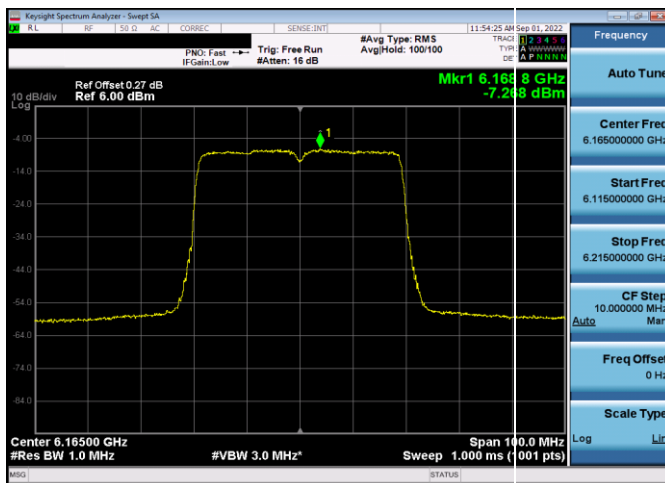
Plot 7-204. Power Spectral Density Plot Antenna WF5b (80MHz 802.11ax (UNII Band 5) - Ch. 39, MCS4)



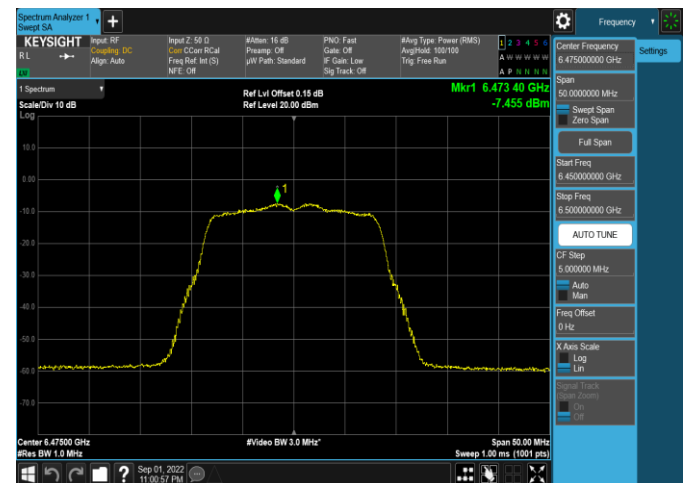
Plot 7-202. Power Spectral Density Plot Antenna WF5b (20MHz 802.11ax (UNII Band 5) - Ch. 45, MCS4)



Plot 7-205. Power Spectral Density Plot Antenna WF5b (160MHz 802.11ax (UNII Band 5) - Ch. 47, MCS4)

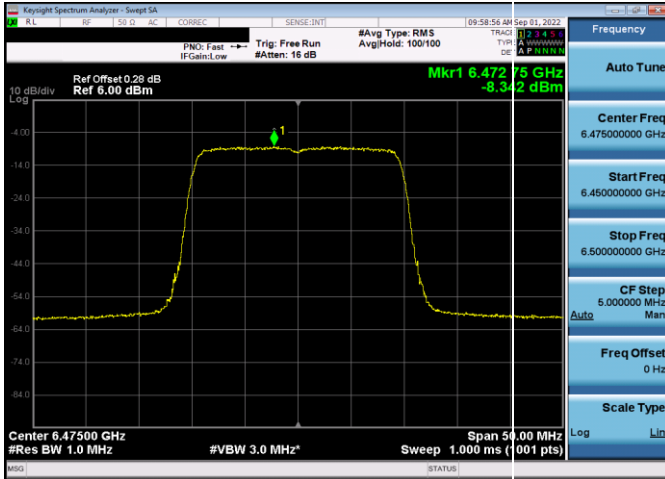


Plot 7-203. Power Spectral Density Plot Antenna WF5b (40MHz 802.11ax (UNII Band 5) - Ch. 43, MCS4)

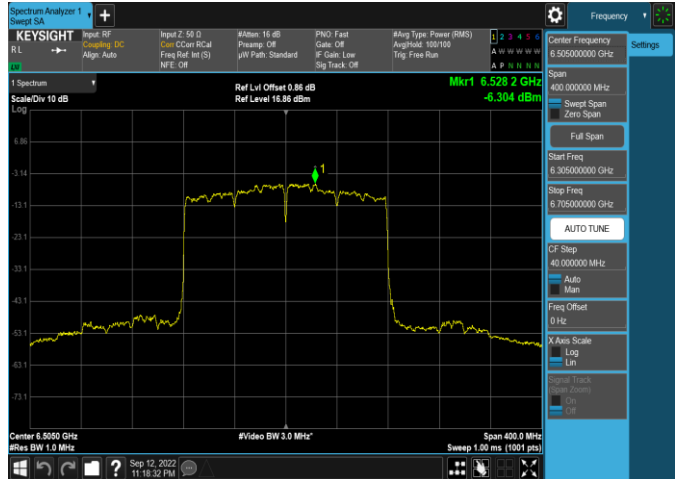


Plot 7-206. Power Spectral Density Plot Antenna WF5b (20MHz 802.11a (UNII Band 6) - Ch. 105, MCS4)

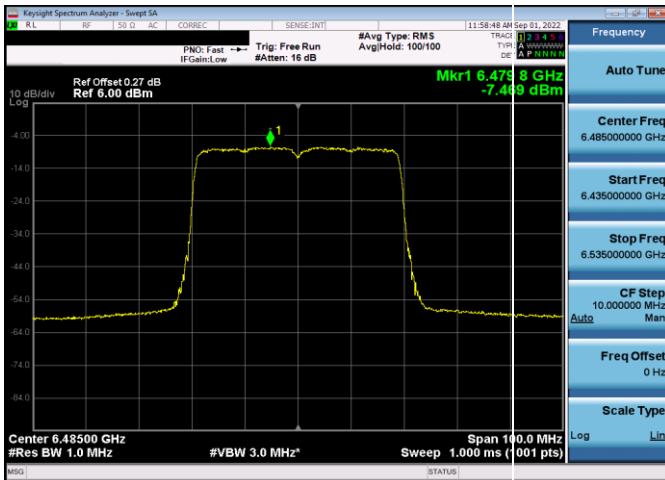
FCC ID: BCGA2436 IC: 579C-A2436		MEASUREMENT REPORT (CERTIFICATION)	Approved by: Technical Manager
Test Report S/N: 1C2205090027-11-R2.BCG	Test Dates: 5/30/2022 - 9/16/2022	EUT Type: Tablet Device	Page 86 of 280



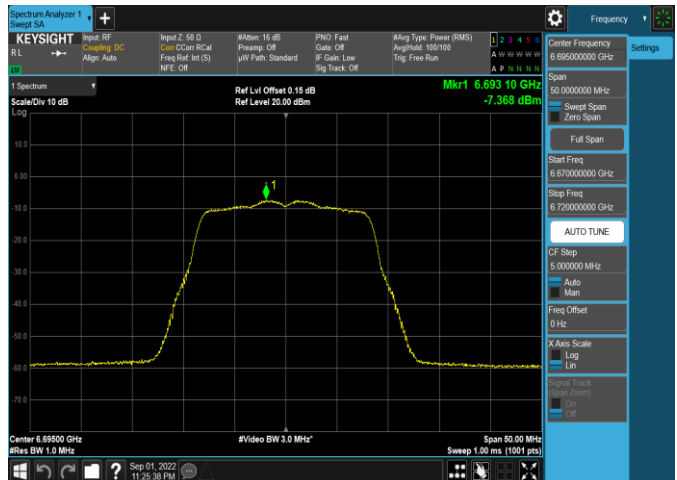
Plot 7-207. Power Spectral Density Plot Antenna WF5b (20MHz 802.11ax (UNII Band 6) – Ch. 105, MCS4)



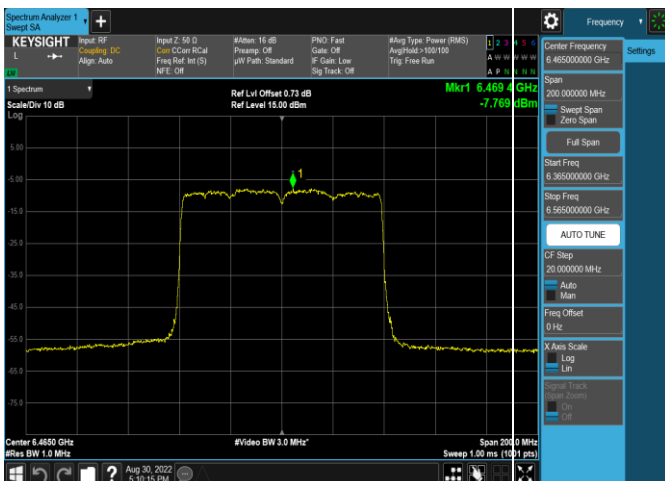
Plot 7-210. Power Spectral Density Plot Antenna WF5b (160MHz 802.11ax (UNII Band 6) – Ch. 111, MCS4)



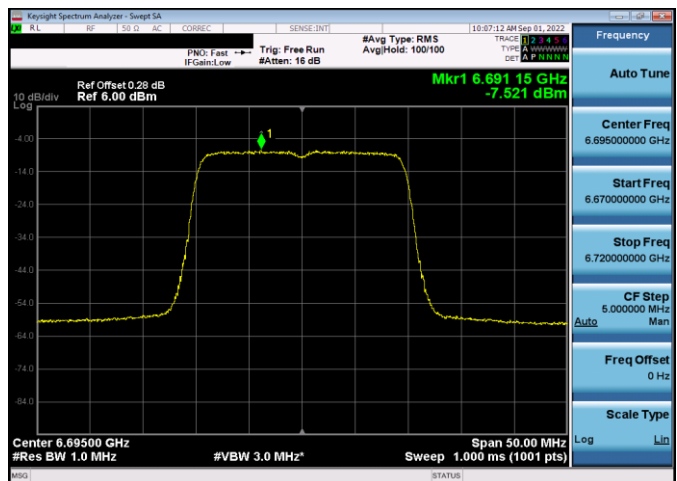
Plot 7-208. Power Spectral Density Plot Antenna WF5b (40MHz 802.11ax (UNII Band 6) – Ch. 107, MCS4)



Plot 7-211. Power Spectral Density Plot Antenna WF5b (20MHz 802.11a (UNII Band 7) – Ch. 149, MCS4)

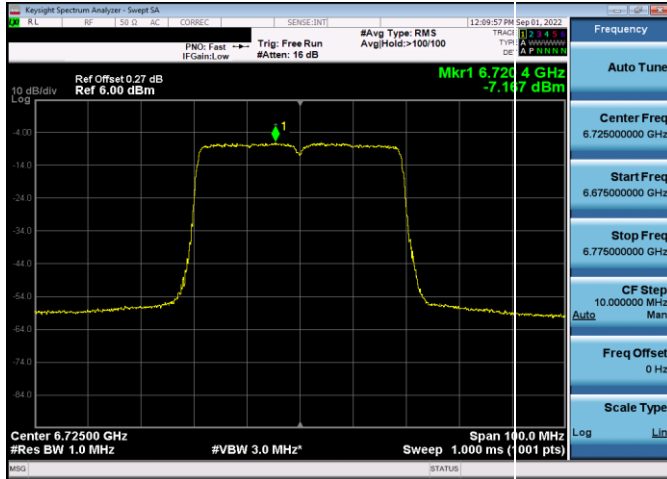


Plot 7-209. Power Spectral Density Plot Antenna WF5b (80MHz 802.11ax (UNII Band 6) – Ch. 103, MCS4)

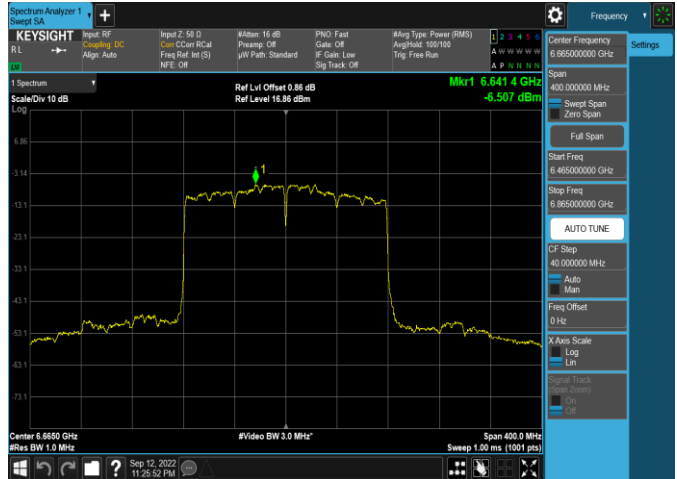


Plot 7-212. Power Spectral Density Plot Antenna WF5b (20MHz 802.11ax (UNII Band 7) – Ch. 149, MCS4)

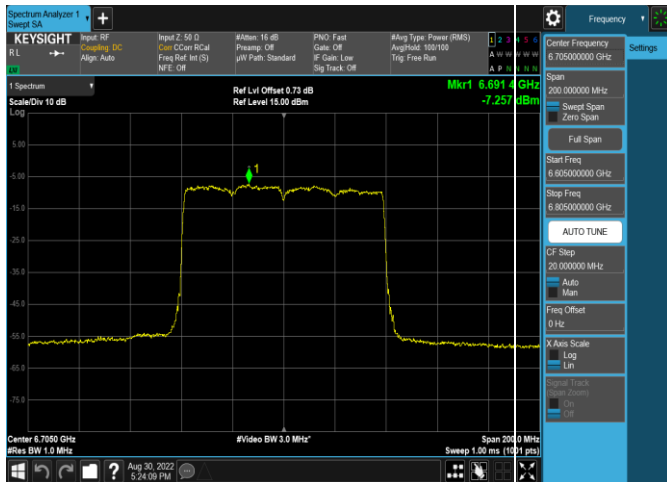
FCC ID: BCGA2436 IC: 579C-A2436		MEASUREMENT REPORT (CERTIFICATION)	Approved by: Technical Manager
Test Report S/N: 1C2205090027-11-R2.BCG	Test Dates: 5/30/2022 - 9/16/2022	EUT Type: Tablet Device	Page 87 of 280



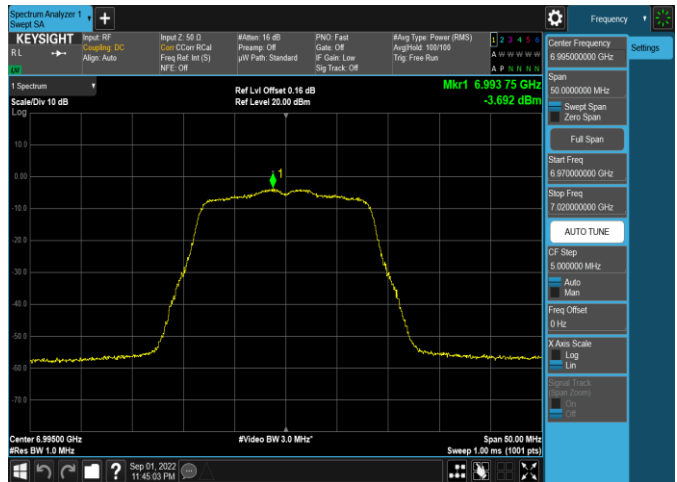
Plot 7-213. Power Spectral Density Plot Antenna WF5b (40MHz 802.11ax (UNII Band 7) – Ch. 155, MCS4)



Plot 7-215. Power Spectral Density Plot Antenna WF5b (160MHz 802.11ax (UNII Band 7) – Ch. 143, MCS4)



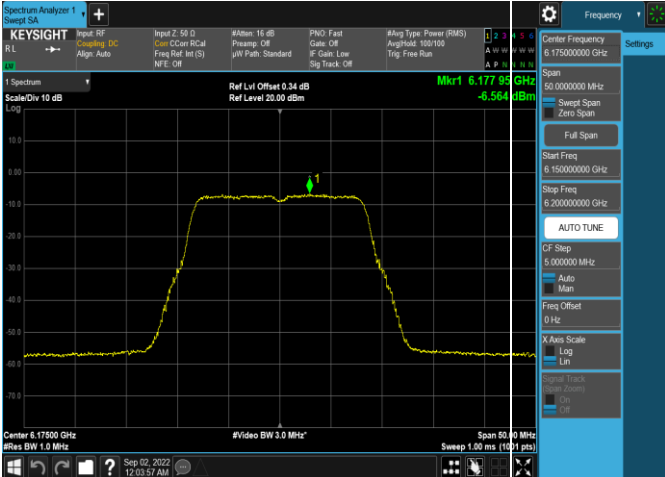
Plot 7-214. Power Spectral Density Plot Antenna WF5b (80MHz 802.11ax (UNII Band 7) – Ch. 151, MCS4)



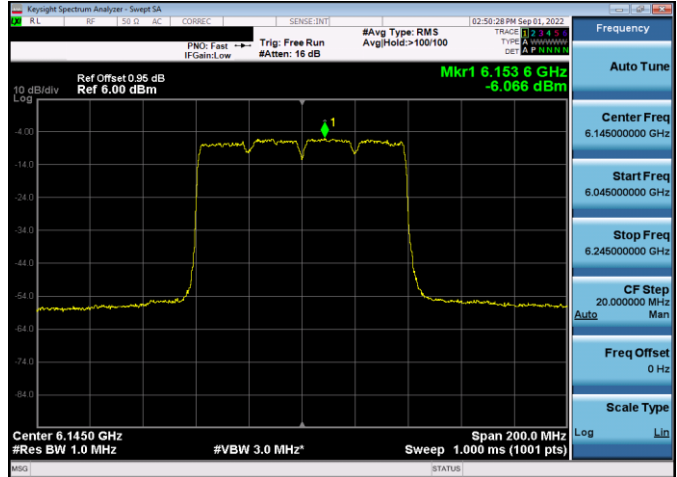
Plot 7-216. Power Spectral Density Plot Antenna WF5b (20MHz 802.11a (UNII Band 8) – Ch. 209, MCS4)

FCC ID: BCGA2436 IC: 579C-A2436		MEASUREMENT REPORT (CERTIFICATION)	Approved by: Technical Manager
Test Report S/N: 1C2205090027-11-R2.BCG	Test Dates: 5/30/2022 - 9/16/2022	EUT Type: Tablet Device	Page 88 of 280

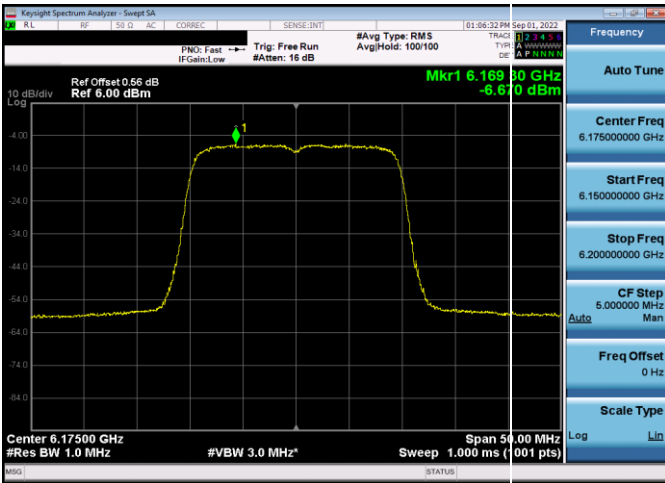
High Data Rate



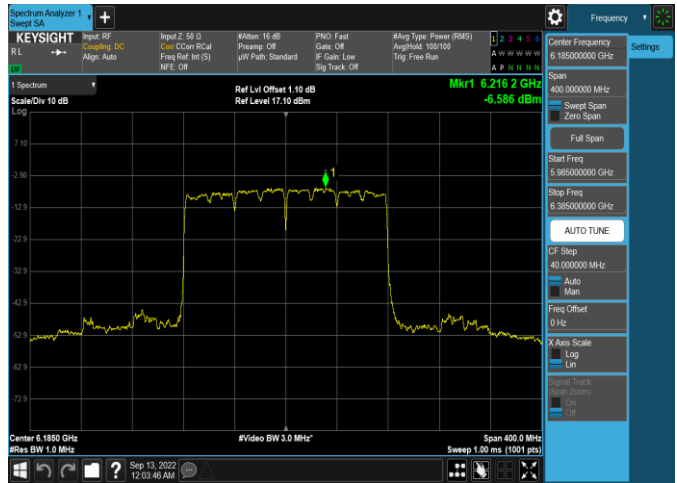
Plot 7-217. Power Spectral Density Plot Antenna WF5b (20MHz 802.11a (UNII Band 5) – Ch. 45, MCS11)



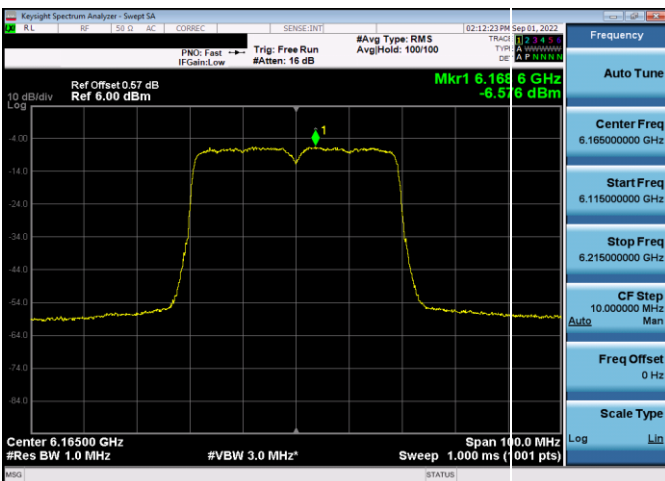
Plot 7-220. Power Spectral Density Plot Antenna WF5b (80MHz 802.11ax (UNII Band 5) – Ch. 39, MCS11)



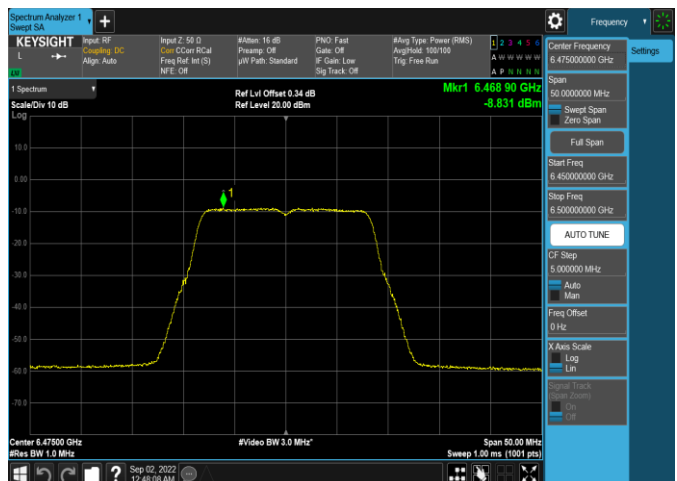
Plot 7-218. Power Spectral Density Plot Antenna WF5b (20MHz 802.11ax (UNII Band 5) – Ch. 45, MCS11)



Plot 7-221. Power Spectral Density Plot Antenna WF5b (160MHz 802.11ax (UNII Band 5) – Ch. 47, MCS11)

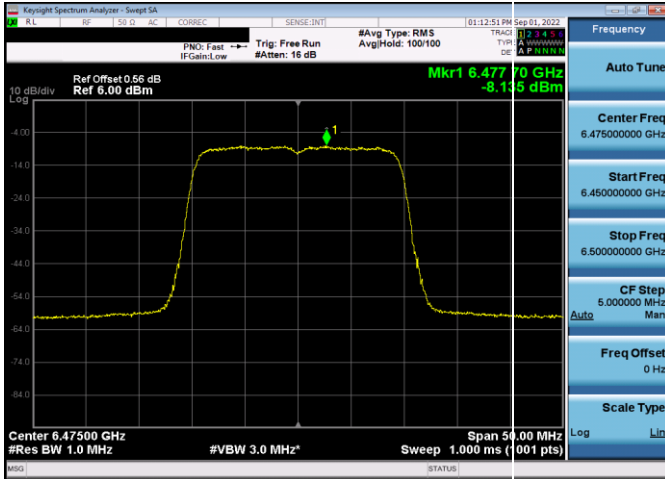


Plot 7-219. Power Spectral Density Plot Antenna WF5b (40MHz 802.11ax (UNII Band 5) – Ch. 43, MCS11)

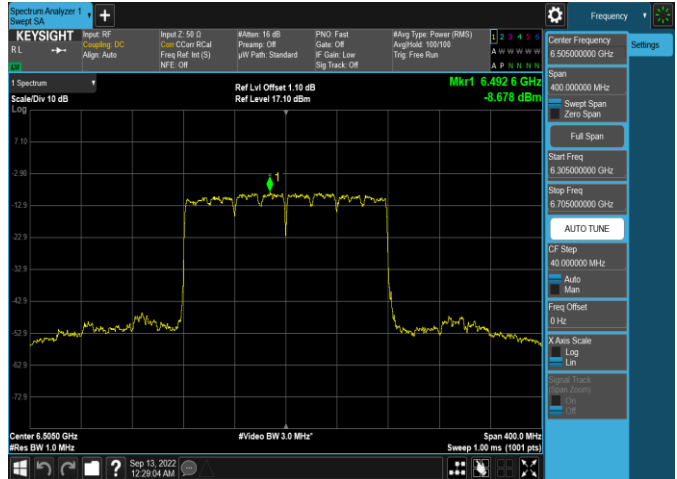


Plot 7-222. Power Spectral Density Plot Antenna WF5b (20MHz 802.11a (UNII Band 6) – Ch. 105, MCS11)

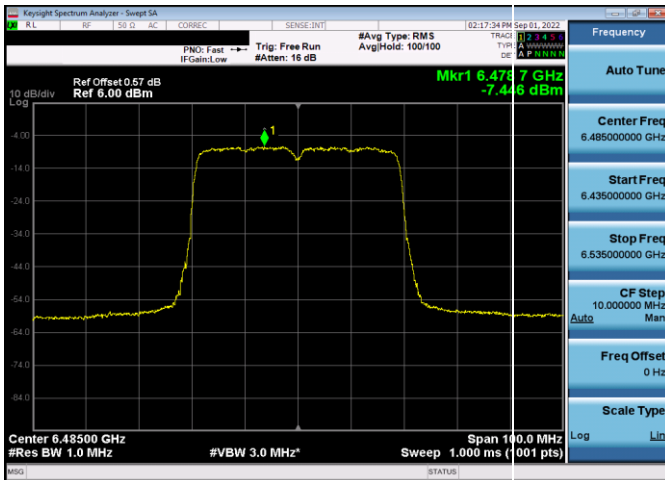
FCC ID: BCGA2436 IC: 579C-A2436		MEASUREMENT REPORT (CERTIFICATION)	Approved by: Technical Manager
Test Report S/N: 1C2205090027-11-R2.BCG	Test Dates: 5/30/2022 - 9/16/2022	EUT Type: Tablet Device	Page 89 of 280



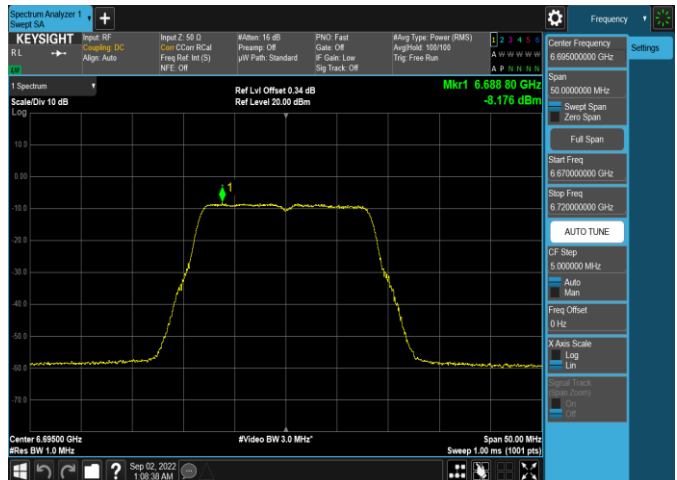
Plot 7-223. Power Spectral Density Plot Antenna WF5b (20MHz 802.11ax (UNII Band 6) – Ch. 105, MCS11)



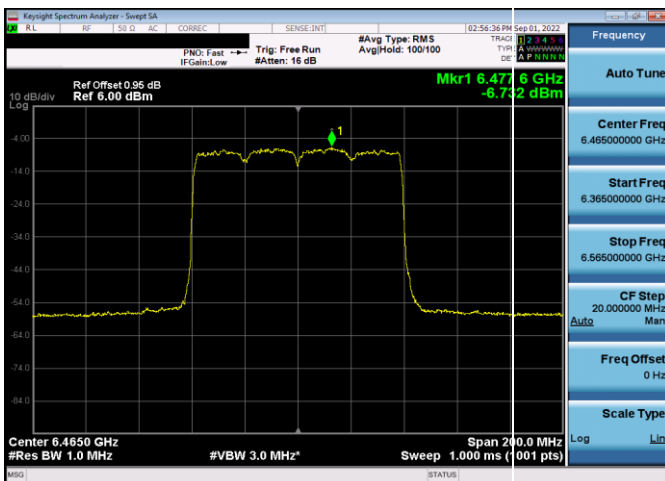
Plot 7-226. Power Spectral Density Plot Antenna WF5b (160MHz 802.11ax (UNII Band 6) – Ch. 111, MCS11)



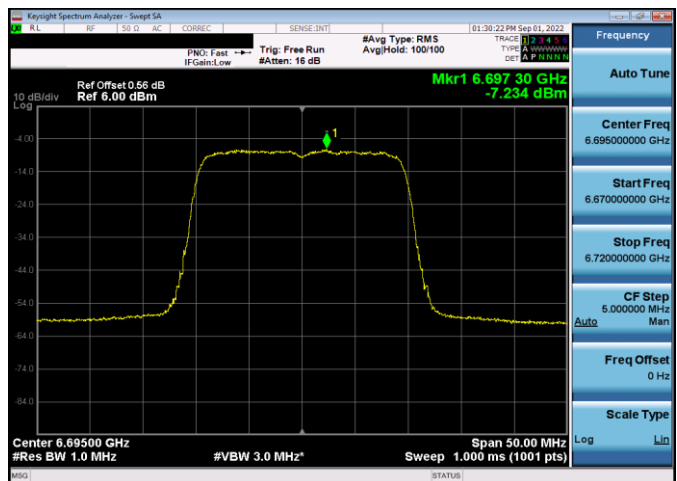
Plot 7-224. Power Spectral Density Plot Antenna WF5b (40MHz 802.11ax (UNII Band 6) – Ch. 107, MCS11)



Plot 7-227. Power Spectral Density Plot Antenna WF5b (20MHz 802.11a (UNII Band 7) – Ch. 149, MCS11)

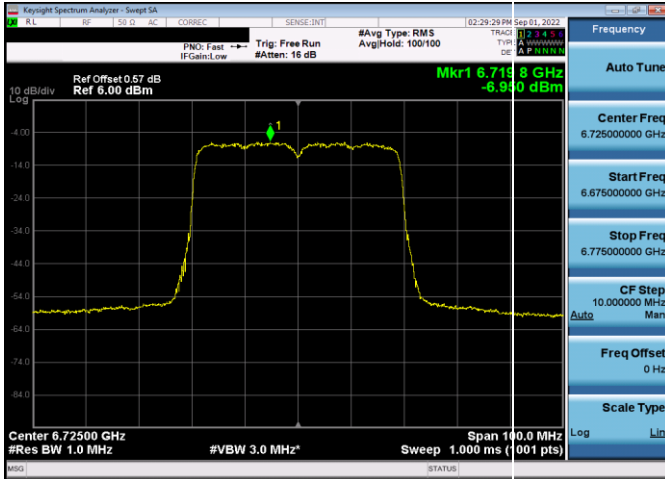


Plot 7-225. Power Spectral Density Plot Antenna WF5b (80MHz 802.11ax (UNII Band 6) – Ch. 103, MCS11)

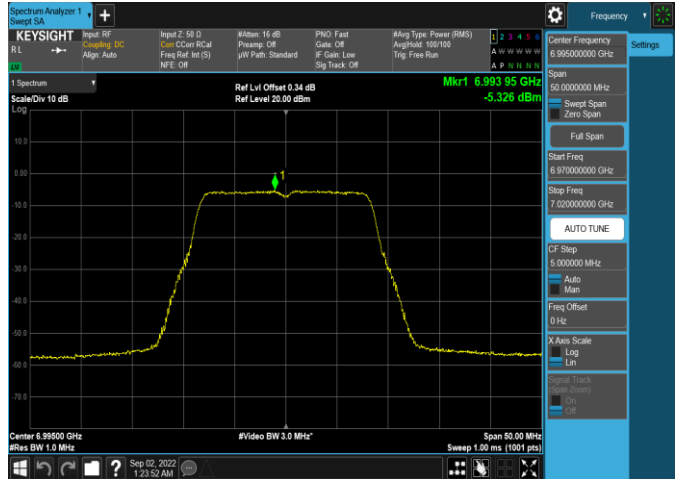


Plot 7-228. Power Spectral Density Plot Antenna WF5b (20MHz 802.11ax (UNII Band 7) – Ch. 149, MCS11)

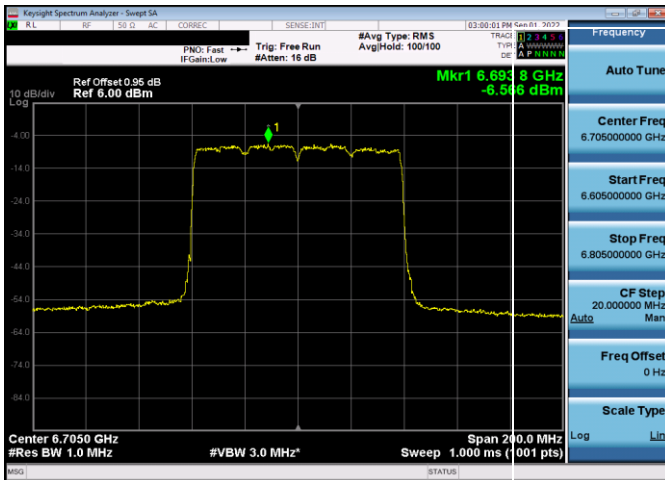
FCC ID: BCGA2436 IC: 579C-A2436		MEASUREMENT REPORT (CERTIFICATION)	Approved by: Technical Manager
Test Report S/N: 1C2205090027-11-R2.BCG	Test Dates: 5/30/2022 - 9/16/2022	EUT Type: Tablet Device	Page 90 of 280



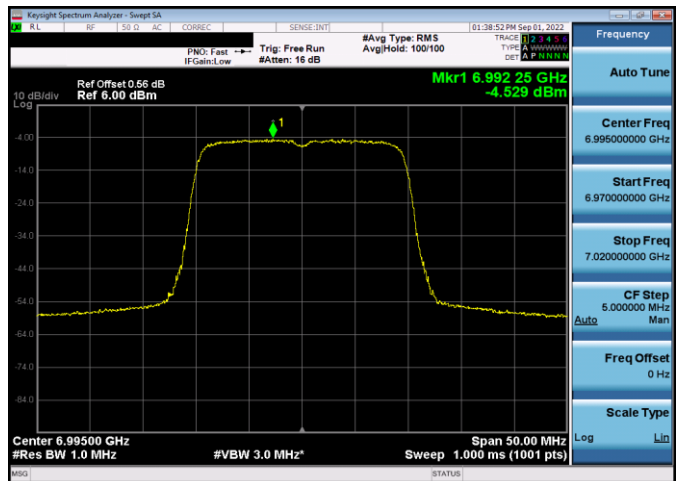
Plot 7-229. Power Spectral Density Plot Antenna WF5b (40MHz 802.11ax (UNII Band 7) – Ch. 155, MCS11)



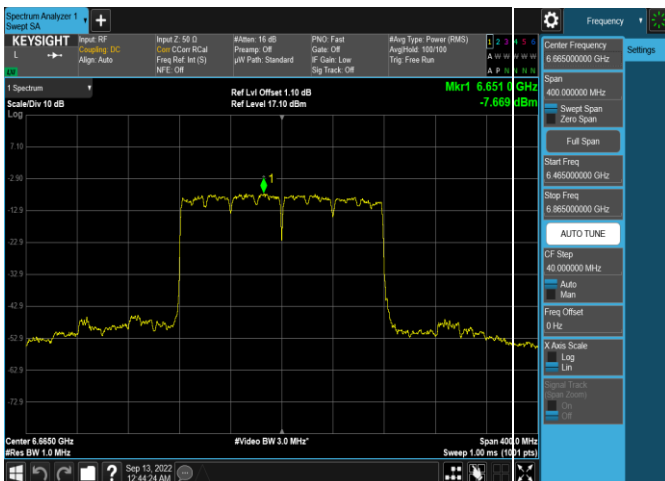
Plot 7-232. Power Spectral Density Plot Antenna WF5b (20MHz 802.11a (UNII Band 8) – Ch. 209, MCS11)



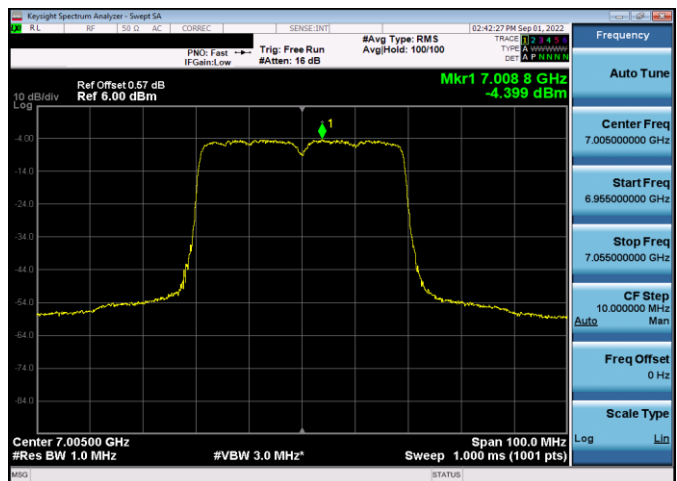
Plot 7-230. Power Spectral Density Plot Antenna WF5b (80MHz 802.11ax (UNII Band 7) – Ch. 151, MCS11)



Plot 7-233. Power Spectral Density Plot Antenna WF5b (20MHz 802.11ax (UNII Band 8) – Ch. 209, MCS11)

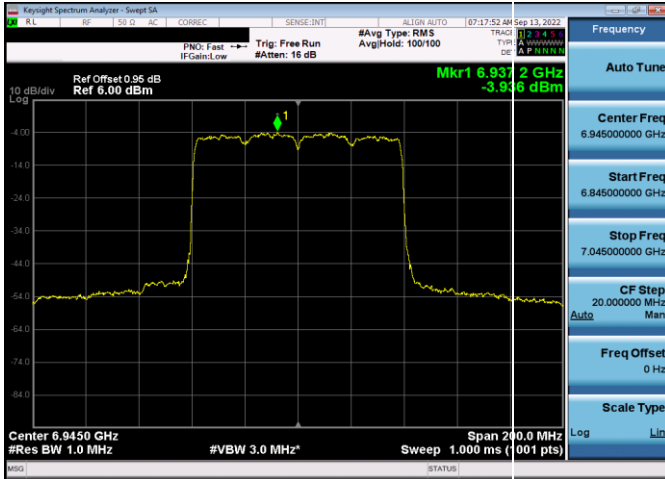


Plot 7-231. Power Spectral Density Plot Antenna WF5b (160MHz 802.11ax (UNII Band 7) – Ch. 143, MCS11)

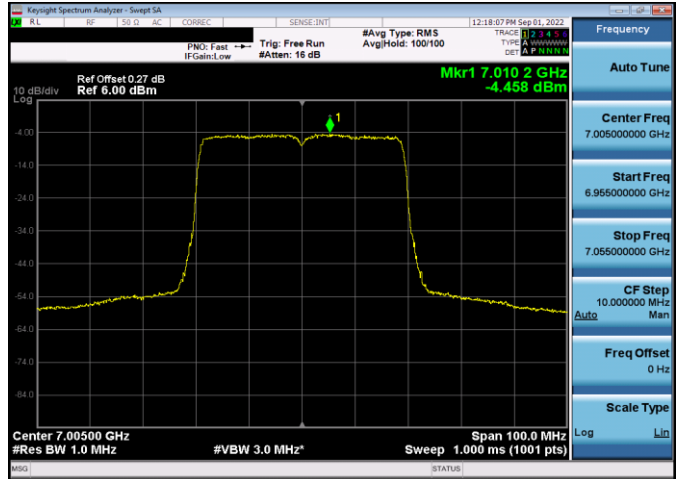


Plot 7-234. Power Spectral Density Plot Antenna WF5b (40MHz 802.11ax (UNII Band 8) – Ch. 211, MCS11)

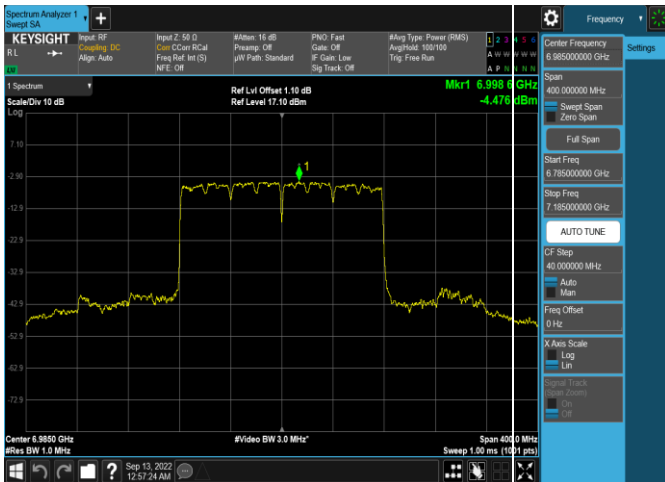
FCC ID: BCGA2436 IC: 579C-A2436		MEASUREMENT REPORT (CERTIFICATION)	Approved by: Technical Manager
Test Report S/N: 1C2205090027-11-R2.BCG	Test Dates: 5/30/2022 - 9/16/2022	EUT Type: Tablet Device	Page 91 of 280



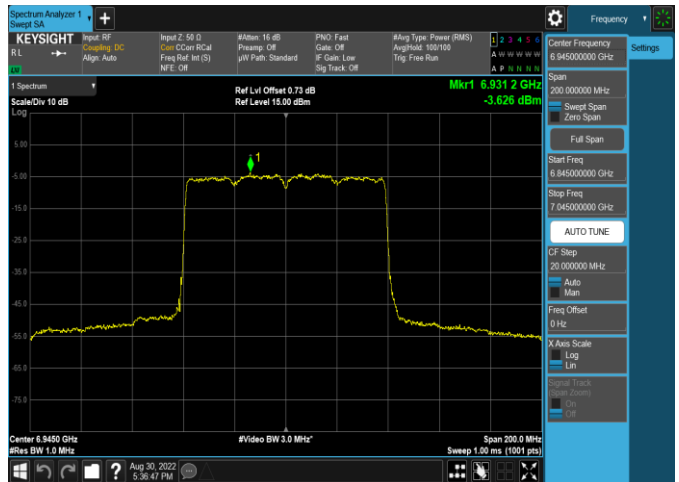
Plot 7-235. Power Spectral Density Plot Antenna WF5b (80MHz 802.11ax (UNII Band 8) – Ch. 199, MCS11)



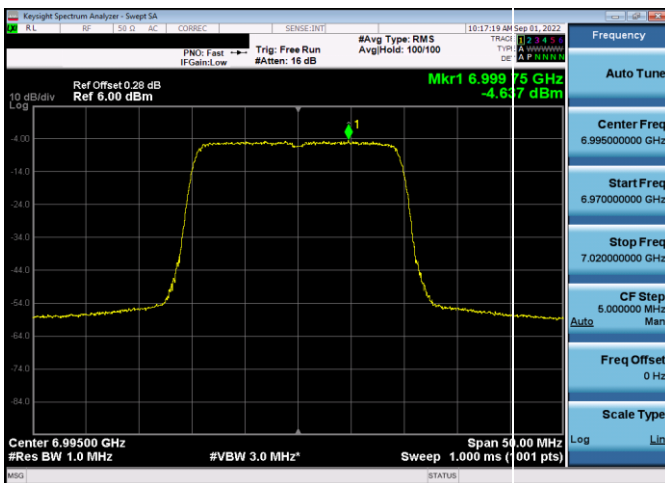
Plot 7-238. Power Spectral Density Plot Antenna WF5b (40MHz 802.11ax (UNII Band 8) – Ch. 211, MCS11)



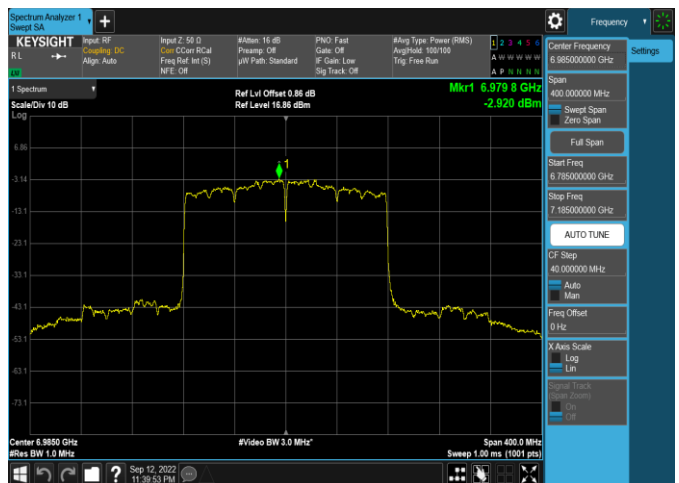
Plot 7-236. Power Spectral Density Plot Antenna WF5b (160MHz 802.11ax (UNII Band 8) – Ch. 207, MCS11)



Plot 7-239. Power Spectral Density Plot Antenna WF5b (80MHz 802.11ax (UNII Band 8) – Ch. 199, MCS11)



Plot 7-237. Power Spectral Density Plot Antenna WF5b (20MHz 802.11ax (UNII Band 8) – Ch. 209, MCS11)



Plot 7-240. Power Spectral Density Plot Antenna WF5b (160MHz 802.11ax (UNII Band 8) – Ch. 207, MCS11)

FCC ID: BCGA2436 IC: 579C-A2436		MEASUREMENT REPORT (CERTIFICATION)	Approved by: Technical Manager
Test Report S/N: 1C2205090027-11-R2.BCG	Test Dates: 5/30/2022 - 9/16/2022	EUT Type: Tablet Device	Page 92 of 280

7.4.3 SDM Power Spectral Density Measurements

	Frequency [MHz]	Channel No.	802.11 Mode	Mode	Data Rate [MHz]	Antenna WF5t Power Density [dBm/MHz]	Antenna WF5b Power Density [dBm/MHz]	Summed SDM Power Density [dBm/MHz]	Directional Gain [dBi]	e.i.r.p Density [dBm/MHz]	Max EIRP Density [dBm/MHz]	Margin [dB]
Band 5	5955	1	ax (20MHz)	SDM	48.8/51.6 (MCS2)	-10.10	-9.48	-6.77	1.77	-4.99	-1	-3.99
	6175	45	ax (20MHz)	SDM	48.8/51.6 (MCS2)	-8.64	-8.78	-5.70	1.65	-4.04	-1	-3.04
	6415	93	ax (20MHz)	SDM	48.8/51.6 (MCS2)	-12.10	-12.02	-9.05	2.80	-6.25	-1	-5.25
	5965	3	ax (40MHz)	SDM	97.5/103.2 (MCS2)	-8.54	-7.53	-4.99	1.77	-3.22	-1	-2.22
	6165	43	ax (40MHz)	SDM	97.5/103.2 (MCS2)	-9.40	-8.23	-5.77	1.65	-4.11	-1	-3.11
	6405	91	ax (40MHz)	SDM	97.5/103.2 (MCS2)	-10.01	-8.94	-6.43	2.86	-3.57	-1	-2.57
	5985	7	ax (80MHz)	SDM	204.2/216.2 (MCS2)	-8.46	-7.47	-4.93	1.77	-3.15	-1	-2.15
	6145	39	ax (80MHz)	SDM	204.2/216.2 (MCS2)	-9.25	-7.90	-5.51	1.65	-3.85	-1	-2.85
	6385	87	ax (80MHz)	SDM	204.2/216.2 (MCS2)	-9.84	-8.49	-6.11	2.86	-3.24	-1	-2.24
	6025	15	ax (160MHz)	SDM	408.3/432.4 (MCS2)	-9.20	-8.78	-5.97	1.85	-4.12	-1	-3.12
	6185	47	ax (160MHz)	SDM	408.3/432.4 (MCS2)	-9.14	-8.67	-5.89	1.65	-4.24	-1	-3.24
	6345	79	ax (160MHz)	SDM	408.3/432.4 (MCS2)	-10.01	-8.85	-6.38	2.86	-3.52	-1	-2.52
	Band 6	6435	97	ax (20MHz)	SDM	48.8/51.6 (MCS2)	-12.53	-11.59	-9.02	2.86	-6.16	-1
6475		105	ax (20MHz)	SDM	48.8/51.6 (MCS2)	-12.67	-11.90	-9.26	2.80	-6.46	-1	-5.46
6515		113	ax (20MHz)	SDM	48.8/51.6 (MCS2)	-12.30	-11.27	-8.75	2.85	-5.90	-1	-4.90
6445		99	ax (40MHz)	SDM	97.5/103.2 (MCS2)	-9.78	-8.84	-6.27	2.80	-3.47	-1	-2.47
6485		107	ax (40MHz)	SDM	97.5/103.2 (MCS2)	-9.38	-9.17	-6.27	2.80	-3.46	-1	-2.46
6525		115	ax (40MHz)	SDM	97.5/103.2 (MCS2)	-9.46	-8.81	-6.11	2.85	-3.27	-1	-2.27
6465		103	ax (80MHz)	SDM	204.2/216.2 (MCS2)	-9.85	-8.87	-6.32	2.80	-3.52	-1	-2.52
6505		111	ax (160MHz)	SDM	408.3/432.4 (MCS2)	-9.90	-9.00	-6.41	2.85	-3.57	-1	-2.57
6535		117	ax (20MHz)	SDM	48.8/51.6 (MCS2)	-11.63	-10.83	-8.20	2.85	-5.36	-1	-4.36
6695		149	ax (20MHz)	SDM	48.8/51.6 (MCS2)	-11.09	-10.29	-7.66	2.67	-4.99	-1	-3.99
Band 7	6875	185	ax (20MHz)	SDM	48.8/51.6 (MCS2)	-9.55	-8.78	-6.14	0.76	-5.38	-1	-4.38
	6565	123	ax (40MHz)	SDM	97.5/103.2 (MCS2)	-10.02	-8.64	-6.27	2.85	-3.42	-1	-2.42
	6725	155	ax (40MHz)	SDM	97.5/103.2 (MCS2)	-10.20	-8.97	-6.53	2.02	-4.50	-1	-3.50
	6845	179	ax (40MHz)	SDM	97.5/103.2 (MCS2)	-9.02	-8.59	-5.79	0.76	-5.03	-1	-4.03
	6545	119	ax (80MHz)	SDM	204.2/216.2 (MCS2)	-9.73	-8.93	-6.30	2.85	-3.45	-1	-2.45
	6705	151	ax (80MHz)	SDM	204.2/216.2 (MCS2)	-9.38	-8.57	-5.95	2.67	-3.27	-1	-2.27
	6865	183	ax (80MHz)	SDM	204.2/216.2 (MCS2)	-8.81	-8.66	-5.73	0.76	-4.97	-1	-3.97
	6665	143	ax (160MHz)	SDM	408.3/432.4 (MCS2)	-9.57	-9.11	-6.32	2.67	-3.65	-1	-2.65
	6825	175	ax (160MHz)	SDM	408.3/432.4 (MCS2)	-9.54	-9.40	-6.46	0.76	-5.70	-1	-4.70
	Band 8	6895	189	ax (20MHz)	SDM	48.8/51.6 (MCS2)	-7.62	-6.32	-3.91	0.76	-3.15	-1
6995		209	ax (20MHz)	SDM	48.8/51.6 (MCS2)	-7.34	-6.14	-3.69	-0.21	-3.90	-1	-2.90
7115		233	ax (20MHz)	SDM	48.8/51.6 (MCS2)	-6.80	-6.53	-3.66	-0.97	-4.62	-1	-3.62
6885		187	ax (40MHz)	SDM	97.5/103.2 (MCS2)	-9.35	-8.94	-6.13	-0.21	-6.34	-1	-5.34
7005		211	ax (40MHz)	SDM	97.5/103.2 (MCS2)	-7.42	-6.21	-3.76	-0.21	-3.98	-1	-2.98
7085		227	ax (40MHz)	SDM	97.5/103.2 (MCS2)	-6.63	-6.29	-3.44	-0.97	-4.41	-1	-3.41
6945		199	ax (80MHz)	SDM	204.2/216.2 (MCS2)	-7.21	-6.23	-3.69	-0.21	-3.90	-1	-2.90
7025		215	ax (80MHz)	SDM	204.2/216.2 (MCS2)	-6.42	-6.01	-3.20	-0.87	-4.07	-1	-3.07
6985		207	ax (160MHz)	SDM	408.3/432.4 (MCS2)	-6.57	-6.33	-3.43	-0.21	-3.65	-1	-2.65

Table 7-50. Power Spectral Density Measurements SDM (Low Data Rate)

FCC ID: BCGA2436 IC: 579C-A2436		MEASUREMENT REPORT (CERTIFICATION)	Approved by: Technical Manager
Test Report S/N: 1C2205090027-11-R2.BCG	Test Dates: 5/30/2022 - 9/16/2022	EUT Type: Tablet Device	Page 93 of 280

	Frequency [MHz]	Channel No.	802.11 Mode	Mode	Data Rate [MHz]	Antenna WF5t Power Density [dBm/MHz]	Antenna WF5b Power Density [dBm/MHz]	Summed SDM Power Density [dBm/MHz]	Directional Gain [dBi]	e.i.r.p Density [dBm/MHz]	Max EIRP Density [dBm/MHz]	Margin [dB]
Band 5	5955	1	ax (20MHz)	SDM	97.5/103.2 (MCS4)	-7.73	-8.25	-4.97	1.77	-3.20	-1	-2.20
	6175	45	ax (20MHz)	SDM	97.5/103.2 (MCS4)	-8.16	-8.30	-5.22	1.65	-3.56	-1	-2.56
	6415	93	ax (20MHz)	SDM	97.5/103.2 (MCS4)	-12.01	-11.38	-8.67	2.80	-5.87	-1	-4.87
	5965	3	ax (40MHz)	SDM	195/206.5 (MCS4)	-8.74	-7.49	-5.06	1.77	-3.29	-1	-2.29
	6165	43	ax (40MHz)	SDM	195/206.5 (MCS4)	-9.25	-7.88	-5.50	1.65	-3.85	-1	-2.85
	6405	91	ax (40MHz)	SDM	195/206.5 (MCS4)	-8.39	-8.34	-5.35	2.86	-2.49	-1	-1.49
	5985	7	ax (80MHz)	SDM	408.3/432.4 (MCS4)	-8.37	-7.57	-4.94	1.77	-3.17	-1	-2.17
	6145	39	ax (80MHz)	SDM	408.3/432.4 (MCS4)	-7.56	-7.45	-4.50	1.65	-2.84	-1	-1.84
	6385	87	ax (80MHz)	SDM	408.3/432.4 (MCS4)	-9.59	-8.43	-5.96	2.86	-3.10	-1	-2.10
	6025	15	ax (160MHz)	SDM	816.7/864.7 (MCS4)	-10.17	-9.38	-6.75	1.85	-4.89	-1	-3.89
	6185	47	ax (160MHz)	SDM	816.7/864.7 (MCS4)	-10.04	-8.96	-6.46	1.65	-4.80	-1	-3.80
	6345	79	ax (160MHz)	SDM	816.7/864.7 (MCS4)	-10.44	-9.55	-6.96	2.86	-4.10	-1	-3.10
	Band 6	6435	97	ax (20MHz)	SDM	97.5/103.2 (MCS4)	-12.46	-11.60	-9.00	2.86	-6.14	-1
6475		105	ax (20MHz)	SDM	97.5/103.2 (MCS4)	-12.40	-11.76	-9.06	2.80	-6.26	-1	-5.26
6515		113	ax (20MHz)	SDM	97.5/103.2 (MCS4)	-12.22	-10.86	-8.47	2.85	-5.63	-1	-4.63
6445		99	ax (40MHz)	SDM	195/206.5 (MCS4)	-9.54	-8.43	-5.94	2.80	-3.13	-1	-2.13
6485		107	ax (40MHz)	SDM	195/206.5 (MCS4)	-9.07	-8.81	-5.93	2.80	-3.13	-1	-2.13
6525		115	ax (40MHz)	SDM	195/206.5 (MCS4)	-9.34	-8.97	-6.14	2.85	-3.29	-1	-2.29
6465		103	ax (80MHz)	SDM	408.3/432.4 (MCS4)	-9.31	-8.63	-5.95	2.80	-3.14	-1	-2.14
6505		111	ax (160MHz)	SDM	816.7/864.7 (MCS4)	-10.16	-9.42	-6.76	2.85	-3.92	-1	-2.92
Band 7	6535	117	ax (20MHz)	SDM	97.5/103.2 (MCS4)	-11.36	-10.70	-8.00	2.85	-5.16	-1	-4.16
	6695	149	ax (20MHz)	SDM	97.5/103.2 (MCS4)	-11.18	-10.09	-7.59	2.67	-4.92	-1	-3.92
	6875	185	ax (20MHz)	SDM	97.5/103.2 (MCS4)	-9.28	-8.67	-5.95	0.76	-5.20	-1	-4.20
	6565	123	ax (40MHz)	SDM	195/206.5 (MCS4)	-9.86	-8.63	-6.19	2.85	-3.34	-1	-2.34
	6725	155	ax (40MHz)	SDM	195/206.5 (MCS4)	-10.05	-8.69	-6.31	2.02	-4.28	-1	-3.28
	6845	179	ax (40MHz)	SDM	195/206.5 (MCS4)	-8.78	-8.59	-5.67	0.76	-4.92	-1	-3.92
	6545	119	ax (80MHz)	SDM	408.3/432.4 (MCS4)	-9.24	-8.65	-5.92	2.85	-3.08	-1	-2.08
	6705	151	ax (80MHz)	SDM	408.3/432.4 (MCS4)	-9.13	-8.40	-5.74	2.67	-3.07	-1	-2.07
	6865	183	ax (80MHz)	SDM	408.3/432.4 (MCS4)	-8.80	-10.18	-6.42	0.76	-5.67	-1	-4.67
	6665	143	ax (160MHz)	SDM	816.7/864.7 (MCS4)	-9.66	-9.33	-6.48	2.67	-3.81	-1	-2.81
	6825	175	ax (160MHz)	SDM	816.7/864.7 (MCS4)	-10.28	-9.68	-6.96	0.76	-6.20	-1	-5.20
	Band 8	6895	189	ax (20MHz)	SDM	97.5/103.2 (MCS4)	-7.35	-8.73	-4.97	0.76	-4.22	-1
6995		209	ax (20MHz)	SDM	97.5/103.2 (MCS4)	-7.24	-7.48	-4.35	-0.21	-4.56	-1	-3.56
7115		233	ax (20MHz)	SDM	97.5/103.2 (MCS4)	-7.90	-7.71	-4.79	-0.97	-5.76	-1	-4.76
6885		187	ax (40MHz)	SDM	195/206.5 (MCS4)	-9.96	-10.37	-7.15	-0.21	-7.36	-1	-6.36
7005		211	ax (40MHz)	SDM	195/206.5 (MCS4)	-7.11	-7.23	-4.16	-0.21	-4.37	-1	-3.37
7085		227	ax (40MHz)	SDM	195/206.5 (MCS4)	-7.61	-7.50	-4.54	-0.97	-5.51	-1	-4.51
6945		199	ax (80MHz)	SDM	408.3/432.4 (MCS4)	-6.94	-8.07	-4.45	-0.21	-4.67	-1	-3.67
7025		215	ax (80MHz)	SDM	408.3/432.4 (MCS4)	-7.26	-8.29	-4.73	-0.87	-5.61	-1	-4.61
6985		207	ax (160MHz)	SDM	816.7/864.7 (MCS4)	-7.22	-7.06	-4.13	-0.21	-4.34	-1	-3.34

Table 7-51. Power Spectral Density Measurements SDM (Mid Data Rate)

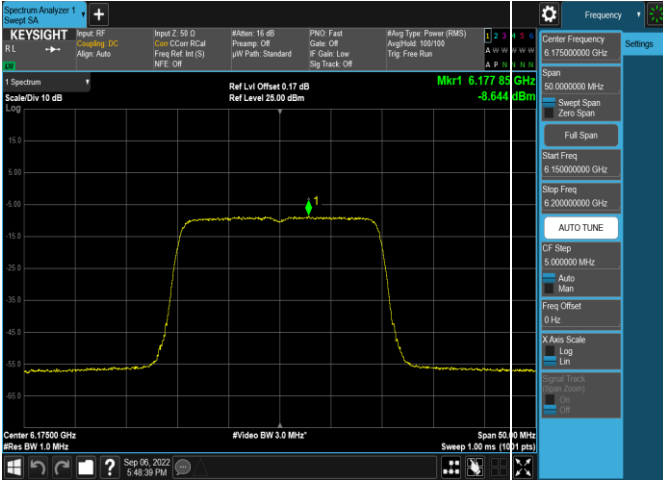
FCC ID: BCGA2436 IC: 579C-A2436		MEASUREMENT REPORT (CERTIFICATION)	Approved by: Technical Manager
Test Report S/N: 1C2205090027-11-R2.BCG	Test Dates: 5/30/2022 - 9/16/2022	EUT Type: Tablet Device	Page 94 of 280

	Frequency [MHz]	Channel No.	802.11 Mode	Mode	Data Rate [MHz]	Antenna WF5t Power Density [dBm/MHz]	Antenna WF5b Power Density [dBm/MHz]	Summed SDM Power Density [dBm/MHz]	Directional Gain [dBi]	e.i.r.p Density [dBm/MHz]	Max EIRP Density [dBm/MHz]	Margin [dB]	
Band 5	5955	1	ax (20MHz)	SDM	270.8/286.8 (MCS11)	-9.69	-10.89	-7.24	1.77	-5.47	-1	-4.47	
	6175	45	ax (20MHz)	SDM	270.8/286.8 (MCS11)	-10.13	-10.02	-7.06	1.65	-5.41	-1	-4.41	
	6415	93	ax (20MHz)	SDM	270.8/286.8 (MCS11)	-12.32	-13.57	-9.89	2.80	-7.09	-1	-6.09	
	5965	3	ax (40MHz)	SDM	541.7/573.5 (MCS11)	-8.24	-9.56	-5.84	1.77	-4.06	-1	-3.06	
	6165	43	ax (40MHz)	SDM	541.7/573.5 (MCS11)	-9.30	-9.88	-6.57	1.65	-4.91	-1	-3.91	
	6405	91	ax (40MHz)	SDM	541.7/573.5 (MCS11)	-9.74	-10.45	-7.07	2.86	-4.21	-1	-3.21	
	5985	7	ax (80MHz)	SDM	1134.3/1201 (MCS11)	-9.71	-9.60	-6.65	1.77	-4.87	-1	-3.87	
	6145	39	ax (80MHz)	SDM	1134.3/1201 (MCS11)	-8.92	-9.77	-6.31	1.65	-4.66	-1	-3.66	
	6385	87	ax (80MHz)	SDM	1134.3/1201 (MCS11)	-9.30	-10.56	-6.87	2.86	-4.01	-1	-3.01	
	6025	15	ax (160MHz)	SDM	2268.5/2402 (MCS11)	-10.70	-10.43	-7.55	1.85	-5.70	-1	-4.70	
	6185	47	ax (160MHz)	SDM	2268.5/2402 (MCS11)	-10.19	-10.13	-7.15	1.65	-5.49	-1	-4.49	
	6345	79	ax (160MHz)	SDM	2268.5/2402 (MCS11)	-11.26	-10.87	-8.05	2.86	-5.19	-1	-4.19	
	Band 6	6435	97	ax (20MHz)	SDM	270.8/286.8 (MCS11)	-12.25	-13.40	-9.77	2.86	-6.91	-1	-5.91
		6475	105	ax (20MHz)	SDM	270.8/286.8 (MCS11)	-12.36	-13.66	-9.95	2.80	-7.15	-1	-6.15
6515		113	ax (20MHz)	SDM	270.8/286.8 (MCS11)	-11.65	-12.27	-8.94	2.85	-6.09	-1	-5.09	
6445		99	ax (40MHz)	SDM	541.7/573.5 (MCS11)	-9.21	-10.24	-6.68	2.80	-3.88	-1	-2.88	
6485		107	ax (40MHz)	SDM	541.7/573.5 (MCS11)	-10.83	-10.46	-7.63	2.80	-4.83	-1	-3.83	
6525		115	ax (40MHz)	SDM	541.7/573.5 (MCS11)	-11.08	-10.84	-7.95	2.85	-5.10	-1	-4.10	
6465		103	ax (80MHz)	SDM	1134.3/1201 (MCS11)	-9.06	-10.45	-6.69	2.80	-3.88	-1	-2.88	
6505		111	ax (160MHz)	SDM	2268.5/2402 (MCS11)	-10.88	-10.03	-7.42	2.85	-4.58	-1	-3.58	
Band 7	6535	117	ax (20MHz)	SDM	270.8/286.8 (MCS11)	-12.21	-12.76	-9.46	2.85	-6.62	-1	-5.62	
	6695	149	ax (20MHz)	SDM	270.8/286.8 (MCS11)	-12.75	-11.47	-9.05	2.67	-6.38	-1	-5.38	
	6875	185	ax (20MHz)	SDM	270.8/286.8 (MCS11)	-10.98	-9.99	-7.44	0.76	-6.69	-1	-5.69	
	6565	123	ax (40MHz)	SDM	271/286.8 (MCS11)	-9.56	-10.27	-6.89	2.85	-4.04	-1	-3.04	
	6725	155	ax (40MHz)	SDM	541.7/573.5 (MCS11)	-9.88	-10.16	-7.01	2.02	-4.98	-1	-3.98	
	6845	179	ax (40MHz)	SDM	541.7/573.5 (MCS11)	-10.00	-9.78	-6.88	0.76	-6.12	-1	-5.12	
	6545	119	ax (80MHz)	SDM	1134.3/1201 (MCS11)	-9.20	-10.33	-6.71	2.85	-3.87	-1	-2.87	
	6705	151	ax (80MHz)	SDM	1134.3/1201 (MCS11)	-8.85	-9.54	-6.17	2.67	-3.49	-1	-2.49	
	6865	183	ax (80MHz)	SDM	1134.3/1201 (MCS11)	-9.88	-11.11	-7.44	0.76	-6.69	-1	-5.69	
	6665	143	ax (160MHz)	SDM	2268.5/2402 (MCS11)	-10.99	-9.89	-7.40	2.67	-4.72	-1	-3.72	
	6825	175	ax (160MHz)	SDM	2268.5/2402 (MCS11)	-11.23	-10.93	-8.06	0.76	-7.31	-1	-6.31	
	Band 8	6895	189	ax (20MHz)	SDM	270.8/286.8 (MCS11)	-7.12	-7.30	-4.20	0.76	-3.44	-1	-2.44
6995		209	ax (20MHz)	SDM	270.8/286.8 (MCS11)	-6.97	-7.06	-4.00	-0.21	-4.22	-1	-3.22	
7115		233	ax (20MHz)	SDM	270.8/286.8 (MCS11)	-7.77	-7.56	-4.65	-0.97	-5.62	-1	-4.62	
6885		187	ax (40MHz)	SDM	541.7/573.5 (MCS11)	-9.70	-10.43	-7.04	-0.21	-7.25	-1	-6.25	
7005		211	ax (40MHz)	SDM	541.7/573.5 (MCS11)	-6.95	-7.09	-4.01	-0.21	-4.22	-1	-3.22	
7085		227	ax (40MHz)	SDM	541.7/573.5 (MCS11)	-7.29	-7.24	-4.25	-0.97	-5.22	-1	-4.22	
6945		199	ax (80MHz)	SDM	1134.3/1201 (MCS11)	-6.59	-7.57	-4.04	-0.21	-4.25	-1	-3.25	
7025		215	ax (80MHz)	SDM	1134.3/1201 (MCS11)	-7.18	-8.57	-4.81	-0.87	-5.68	-1	-4.68	
6985	207	ax (160MHz)	SDM	2268.5/2402 (MCS11)	-8.80	-8.33	-5.55	-0.21	-5.76	-1	-4.76		

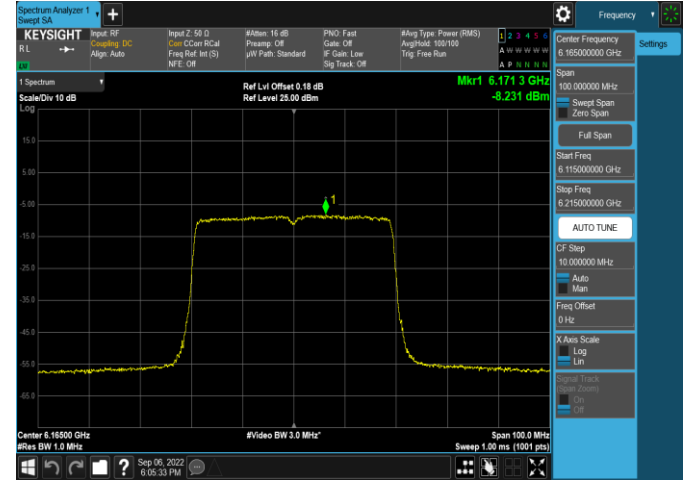
Table 7-52. Power Spectral Density Measurements SDM (High Data Rate)

FCC ID: BCGA2436 IC: 579C-A2436		MEASUREMENT REPORT (CERTIFICATION)	Approved by: Technical Manager
Test Report S/N: 1C2205090027-11-R2.BCG	Test Dates: 5/30/2022 - 9/16/2022	EUT Type: Tablet Device	Page 95 of 280

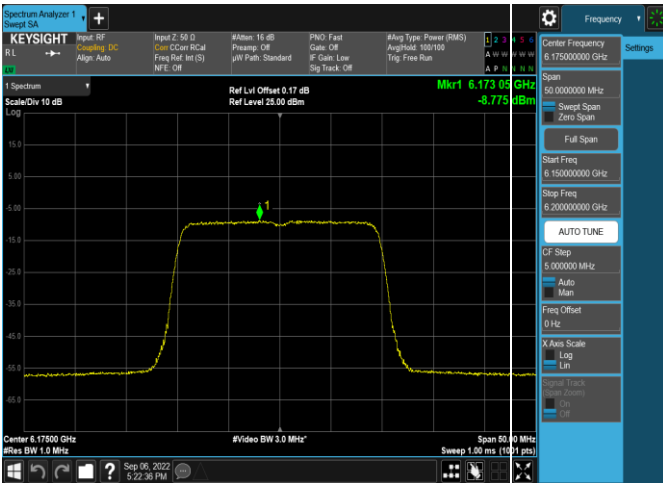
Low Data Rate



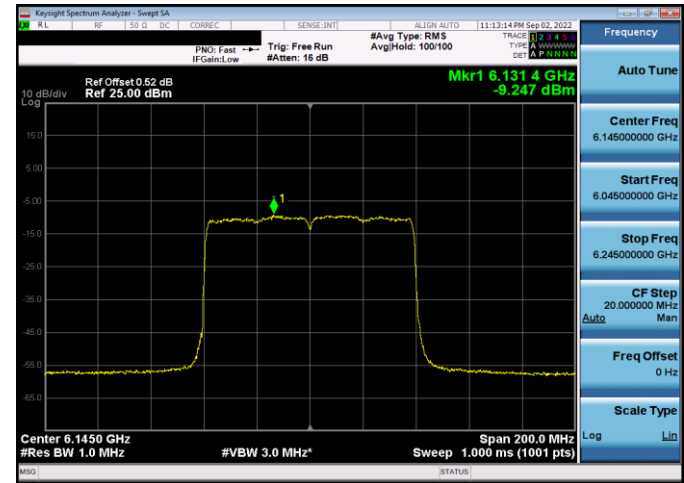
Plot 7-241. Power Spectral Density Plot SDM Antenna WF5t (20MHz 802.11ax (UNII Band 5) – Ch. 45, MCS2)



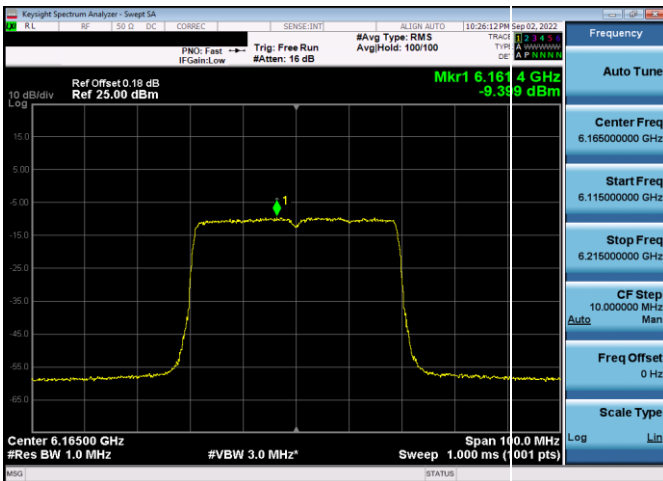
Plot 7-244. Power Spectral Density Plot SDM Antenna WF5b (40MHz 802.11ax (UNII Band 5) – Ch. 43, MCS2)



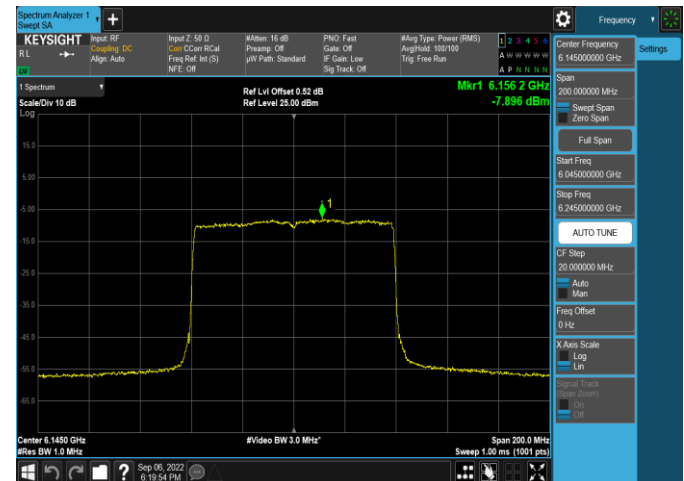
Plot 7-242. Power Spectral Density Plot SDM Antenna WF5b (20MHz 802.11ax (UNII Band 5) – Ch. 45, MCS2)



Plot 7-245. Power Spectral Density Plot SDM Antenna WF5t (80MHz 802.11ax (UNII Band 5) – Ch. 39, MCS2)

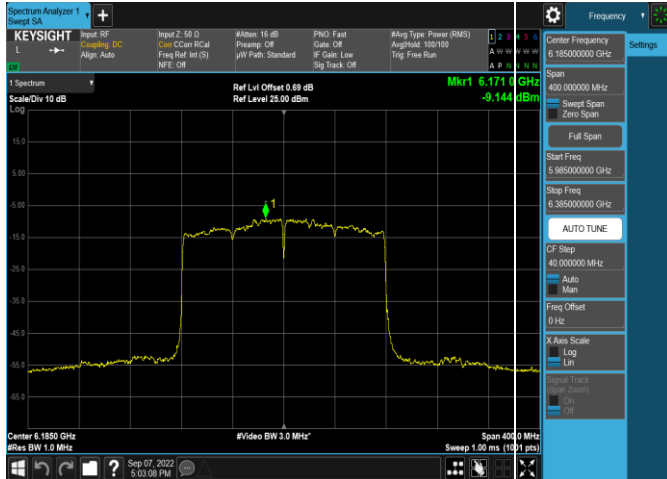


Plot 7-243. Power Spectral Density Plot SDM Antenna WF5t (40MHz 802.11ax (UNII Band 5) – Ch. 43, MCS2)

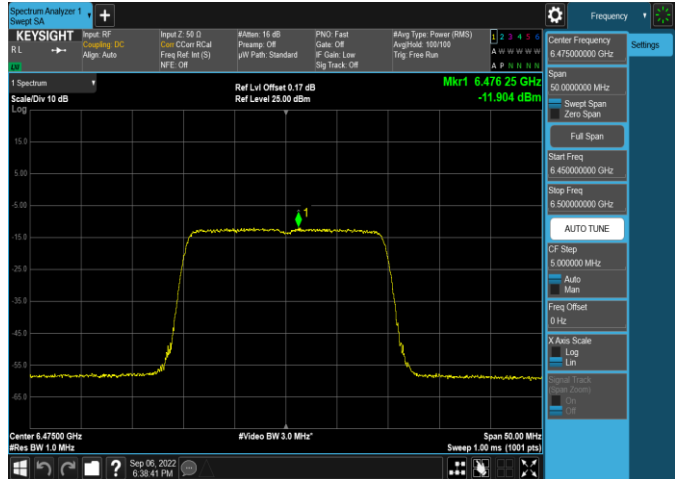


Plot 7-246. Power Spectral Density Plot SDM Antenna WF5b (80MHz 802.11ax (UNII Band 5) – Ch. 39, MCS2)

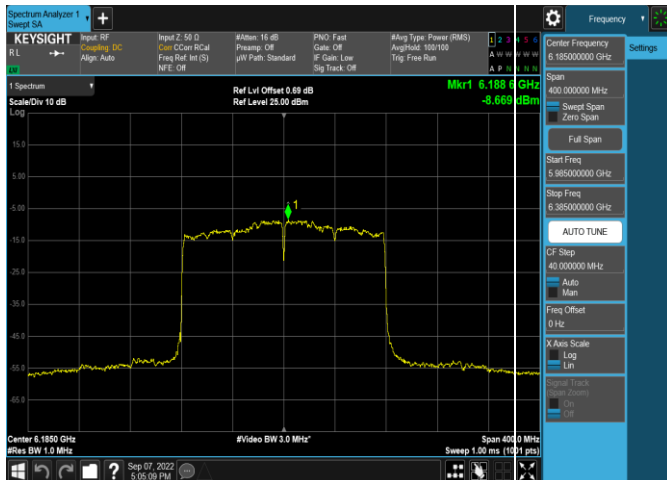
FCC ID: BCGA2436 IC: 579C-A2436		MEASUREMENT REPORT (CERTIFICATION)	Approved by: Technical Manager
Test Report S/N: 1C2205090027-11-R2.BCG	Test Dates: 5/30/2022 - 9/16/2022	EUT Type: Tablet Device	Page 96 of 280



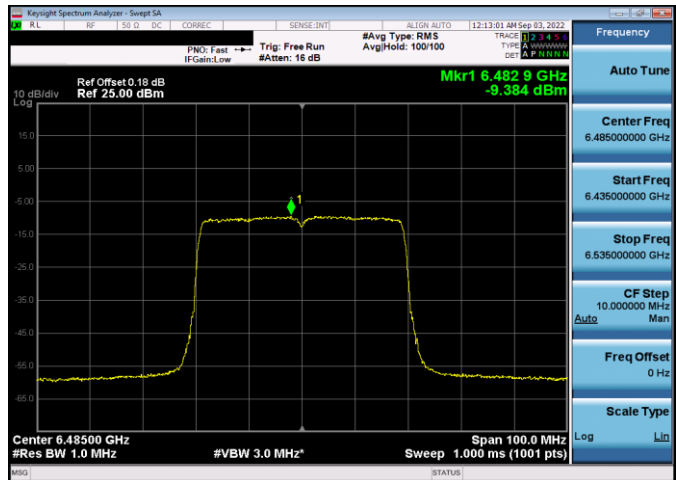
Plot 7-247. Power Spectral Density Plot SDM Antenna WF5t (160MHz 802.11ax (UNII Band 5) – Ch. 47, MCS2)



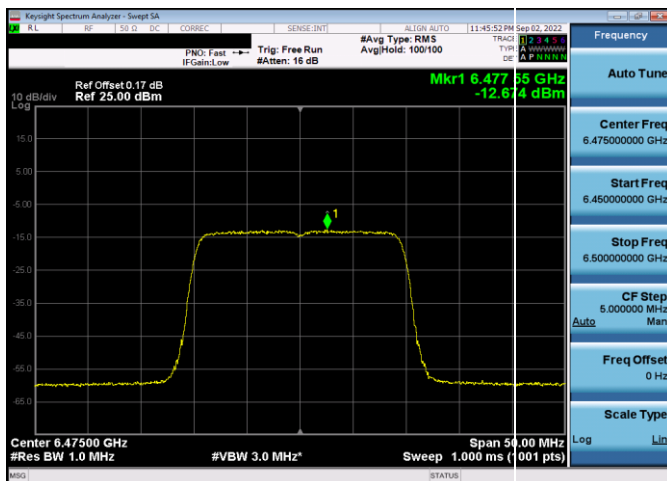
Plot 7-250. Power Spectral Density Plot SDM Antenna WF5b (20MHz 802.11ax (UNII Band 6) – Ch. 105, MCS2)



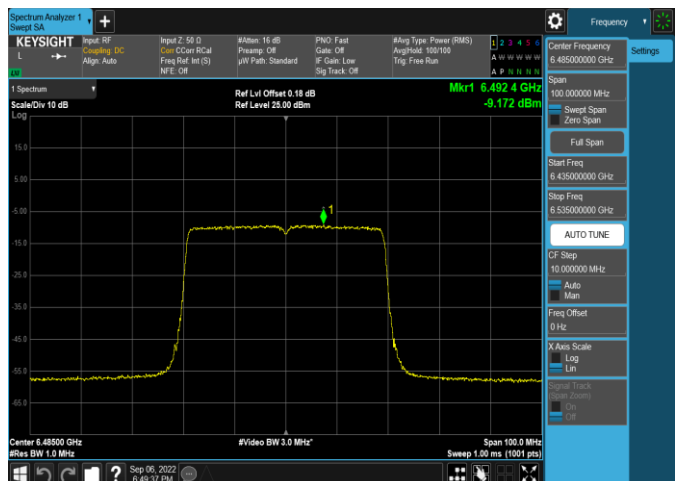
Plot 7-248. Power Spectral Density Plot SDM Antenna WF5b (160MHz 802.11ax (UNII Band 5) – Ch. 47, MCS2)



Plot 7-251. Power Spectral Density Plot SDM Antenna WF5t (40MHz 802.11ax (UNII Band 6) – Ch. 107, MCS2)

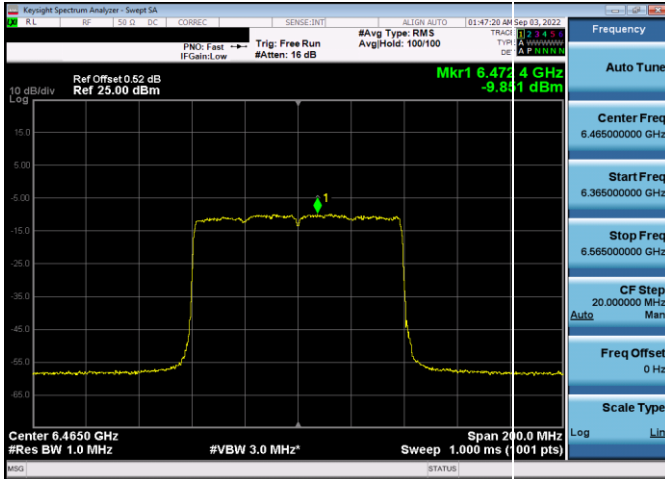


Plot 7-249. Power Spectral Density Plot SDM Antenna WF5t (20MHz 802.11ax (UNII Band 6) – Ch. 105, MCS2)

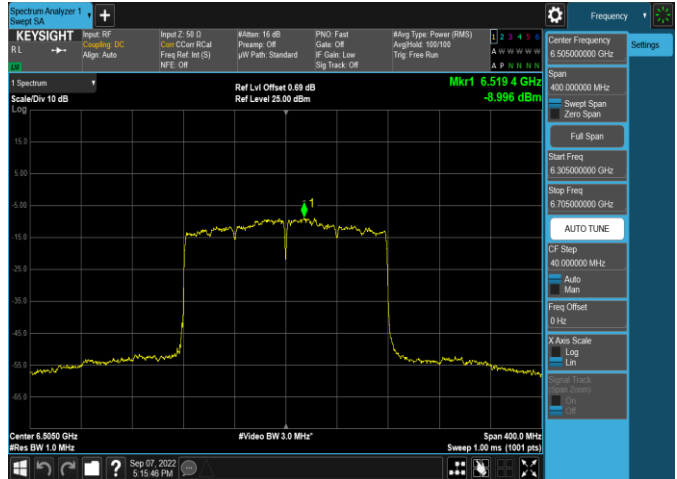


Plot 7-252. Power Spectral Density Plot SDM Antenna WF5b (40MHz 802.11ax (UNII Band 6) – Ch. 107, MCS2)

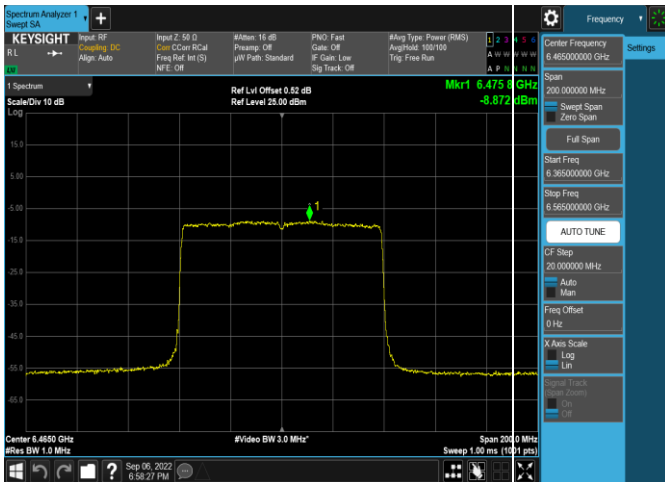
FCC ID: BCGA2436 IC: 579C-A2436		MEASUREMENT REPORT (CERTIFICATION)	Approved by: Technical Manager
Test Report S/N: 1C2205090027-11-R2.BCG	Test Dates: 5/30/2022 - 9/16/2022	EUT Type: Tablet Device	Page 97 of 280



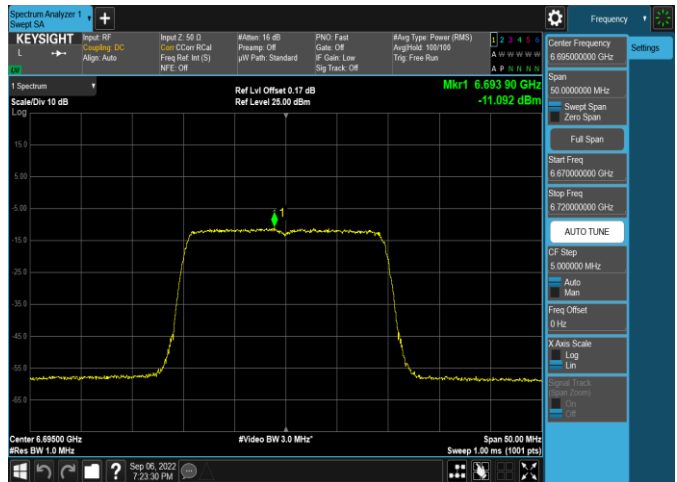
Plot 7-253. Power Spectral Density Plot SDM Antenna WF5t (80MHz 802.11ax (UNII Band 6) – Ch. 103, MCS2)



Plot 7-256. Power Spectral Density Plot SDM Antenna WF5b (160MHz 802.11ax (UNII Band 6) – Ch. 111, MCS2)



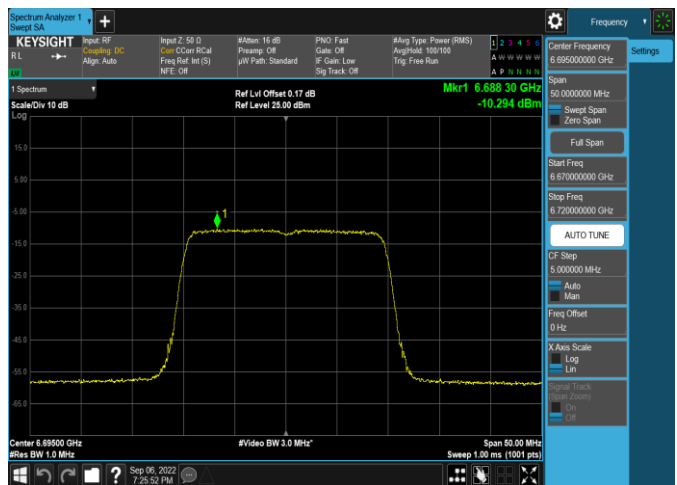
Plot 7-254. Power Spectral Density Plot SDM Antenna WF5b (80MHz 802.11ax (UNII Band 6) – Ch. 103, MCS2)



Plot 7-257. Power Spectral Density Plot SDM Antenna WF5t (20MHz 802.11ax (UNII Band 7) – Ch. 149, MCS2)

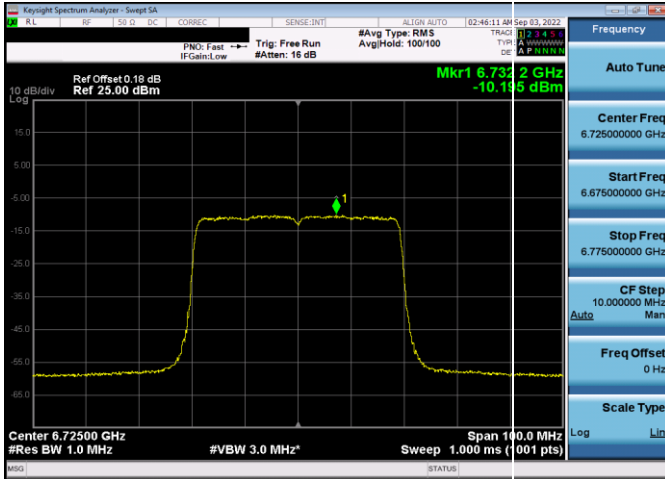


Plot 7-255. Power Spectral Density Plot SDM Antenna WF5t (160MHz 802.11ax (UNII Band 6) – Ch. 111, MCS2)

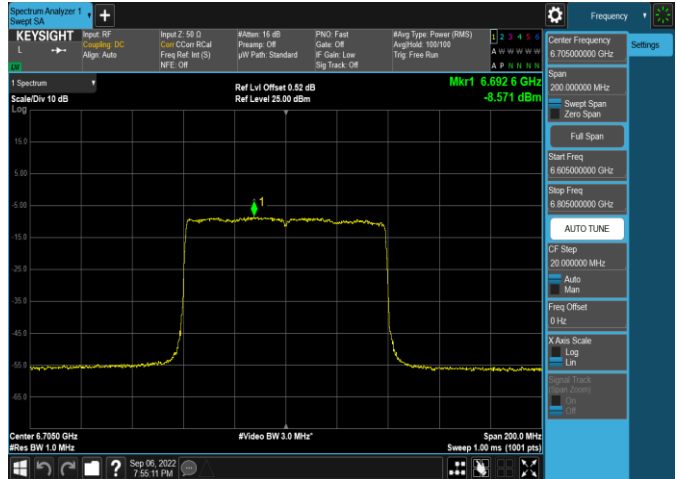


Plot 7-258. Power Spectral Density Plot SDM Antenna WF5b (20MHz 802.11ax (UNII Band 7) – Ch. 149, MCS2)

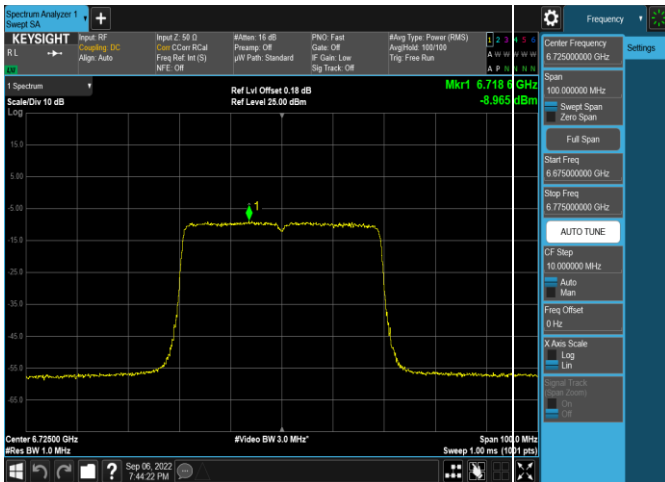
FCC ID: BCGA2436 IC: 579C-A2436		MEASUREMENT REPORT (CERTIFICATION)	Approved by: Technical Manager
Test Report S/N: 1C2205090027-11-R2.BCG	Test Dates: 5/30/2022 - 9/16/2022	EUT Type: Tablet Device	Page 98 of 280



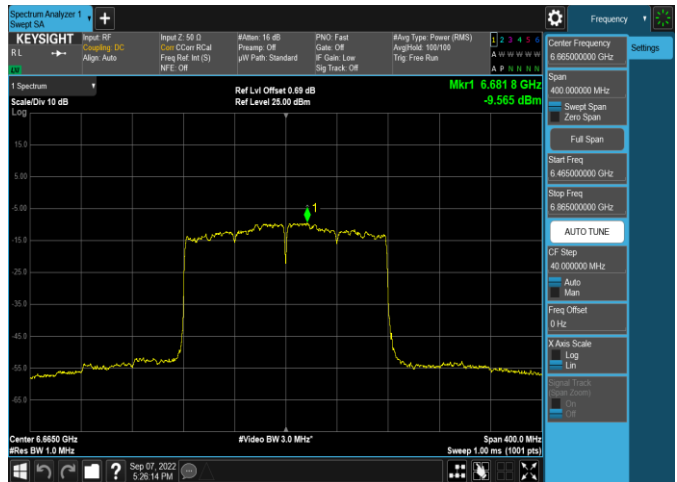
Plot 7-259. Power Spectral Density Plot SDM Antenna WF5t (40MHz 802.11ax (UNII Band 7) – Ch. 155, MCS2)



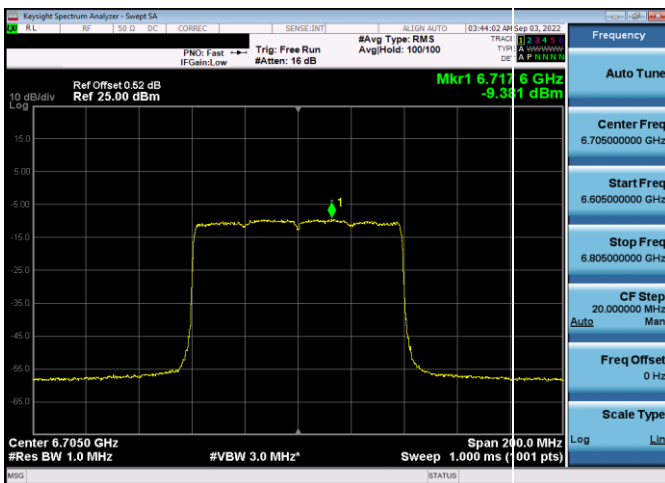
Plot 7-262. Power Spectral Density Plot SDM Antenna WF5b (80MHz 802.11ax (UNII Band 7) – Ch. 151, MCS2)



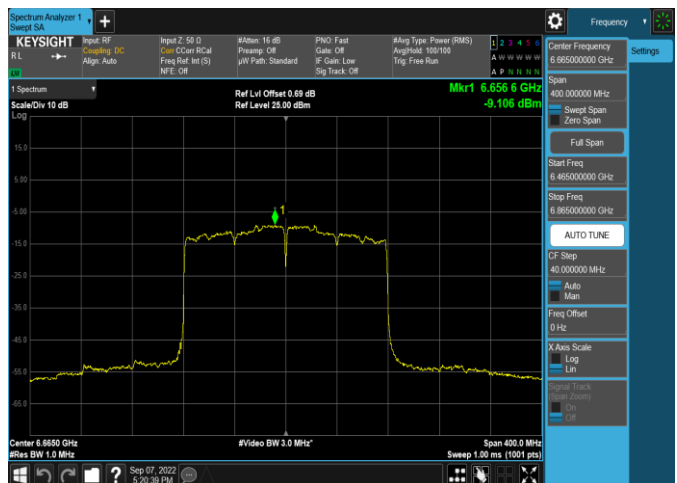
Plot 7-260. Power Spectral Density Plot SDM Antenna WF5b (40MHz 802.11ax (UNII Band 7) – Ch. 155, MCS2)



Plot 7-263. Power Spectral Density Plot SDM Antenna WF5t (160MHz 802.11ax (UNII Band 7) – Ch. 143, MCS2)

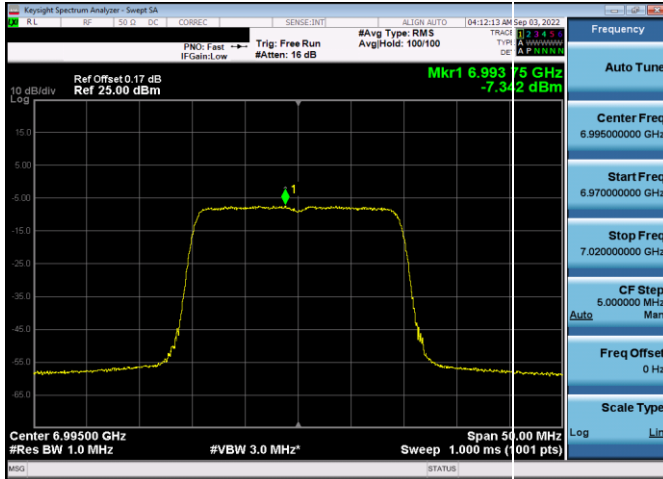


Plot 7-261. Power Spectral Density Plot SDM Antenna WF5t (80MHz 802.11ax (UNII Band 7) – Ch. 151, MCS2)

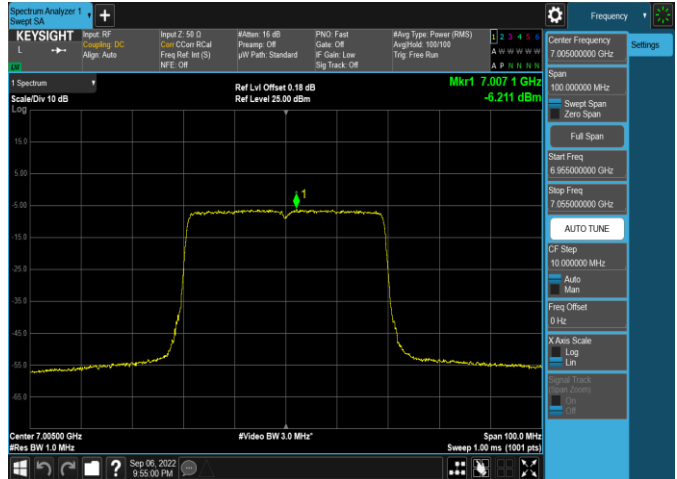


Plot 7-264. Power Spectral Density Plot SDM Antenna WF5b (160MHz 802.11ax (UNII Band 7) – Ch. 143, MCS2)

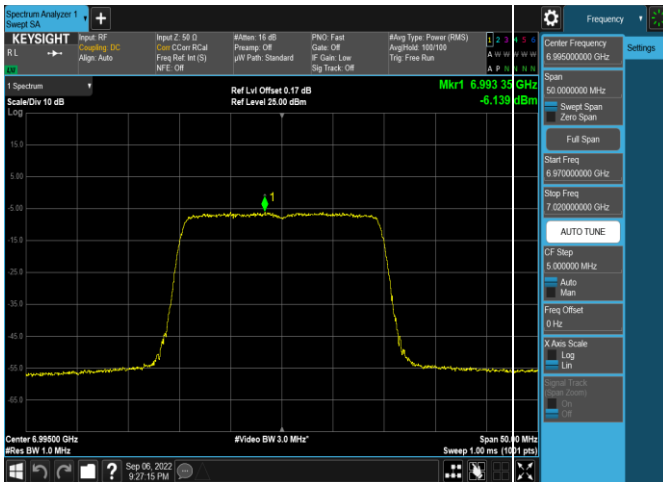
FCC ID: BCGA2436 IC: 579C-A2436		MEASUREMENT REPORT (CERTIFICATION)	Approved by: Technical Manager
Test Report S/N: 1C2205090027-11-R2.BCG	Test Dates: 5/30/2022 - 9/16/2022	EUT Type: Tablet Device	Page 99 of 280



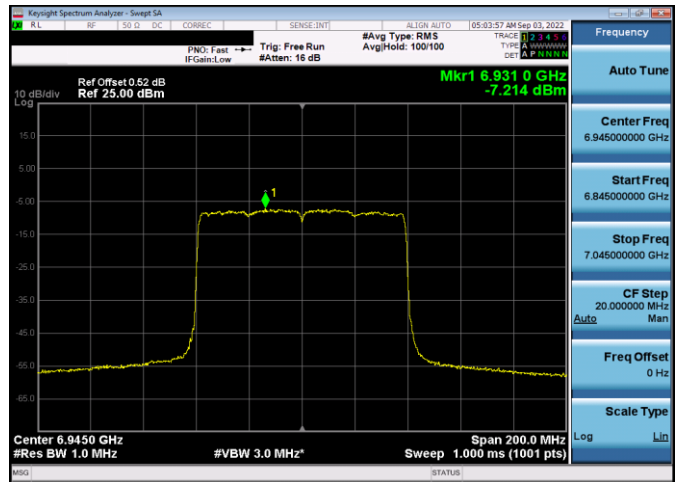
Plot 7-265. Power Spectral Density Plot SDM Antenna WF5t (20MHz 802.11ax (UNII Band 8) – Ch. 209, MCS2)



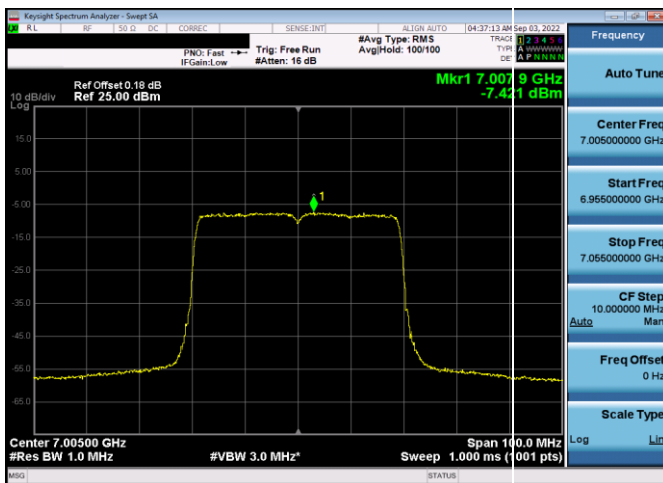
Plot 7-268. Power Spectral Density Plot SDM Antenna WF5b (40MHz 802.11ax (UNII Band 8) – Ch. 211, MCS2)



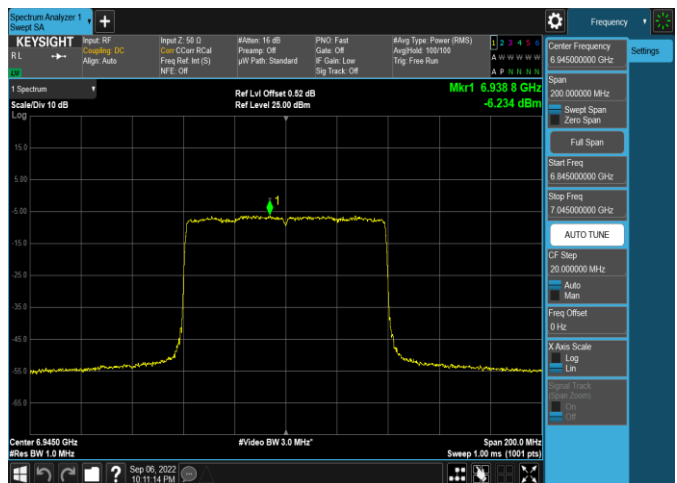
Plot 7-266. Power Spectral Density Plot SDM Antenna WF5b (20MHz 802.11ax (UNII Band 8) – Ch. 209, MCS2)



Plot 7-269. Power Spectral Density Plot SDM Antenna WF5t (80MHz 802.11ax (UNII Band 8) – Ch. 199, MCS2)

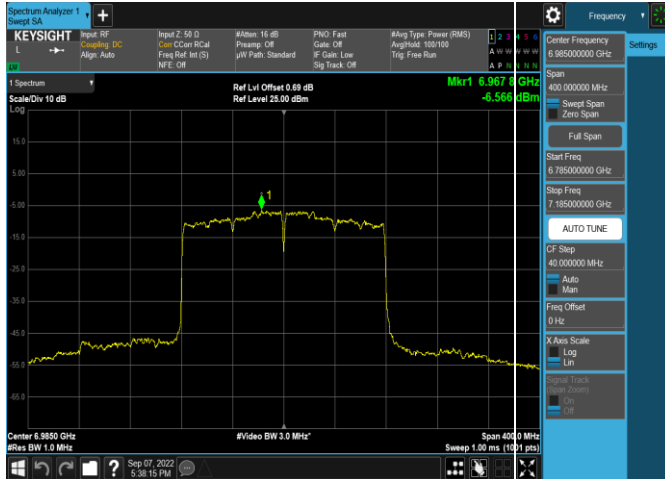


Plot 7-267. Power Spectral Density Plot SDM Antenna WF5t (40MHz 802.11ax (UNII Band 8) – Ch. 211, MCS2)

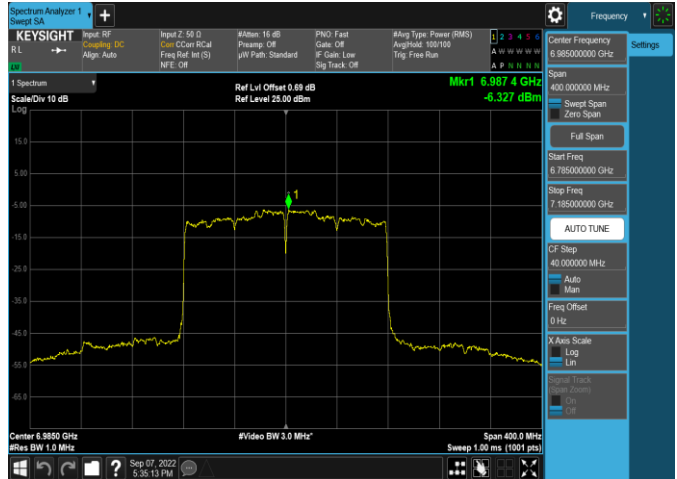


Plot 7-270. Power Spectral Density Plot SDM Antenna WF5b (80MHz 802.11ax (UNII Band 8) – Ch. 199, MCS2)

FCC ID: BCGA2436 IC: 579C-A2436		MEASUREMENT REPORT (CERTIFICATION)	Approved by: Technical Manager
Test Report S/N: 1C2205090027-11-R2.BCG	Test Dates: 5/30/2022 - 9/16/2022	EUT Type: Tablet Device	Page 100 of 280



Plot 7-271. Power Spectral Density Plot SDM Antenna WF5t (160MHz 802.11ax (UNII Band 8) – Ch. 207, MCS2)



Plot 7-272. Power Spectral Density Plot SDM Antenna WF5b (160MHz 802.11ax (UNII Band 8) – Ch. 207, MCS2)

FCC ID: BCGA2436 IC: 579C-A2436		MEASUREMENT REPORT (CERTIFICATION)	Approved by: Technical Manager
Test Report S/N: 1C2205090027-11-R2.BCG	Test Dates: 5/30/2022 - 9/16/2022	EUT Type: Tablet Device	Page 101 of 280