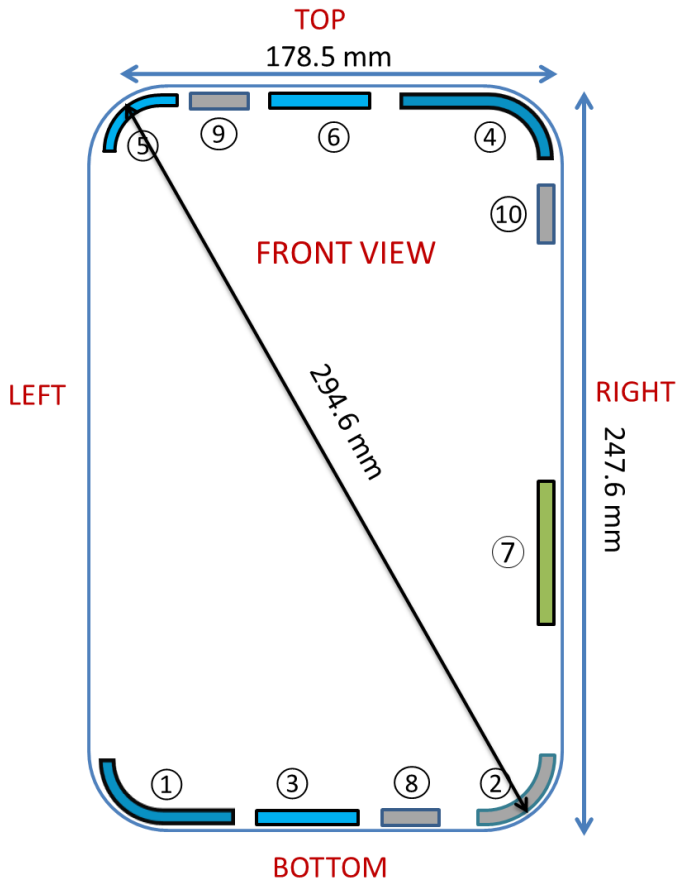


**APPENDIX E: DUT ANTENNA DIAGRAM & SAR TEST SETUP
PHOTOGRAPHS**

| | | |
|-----------------------------------|------------------------------|--|
| FCC ID: BCGA2435 | SAR EVALUATION REPORT | Approved by: Quality Manager |
| DUT Type: Tablet Device | | APPENDIX E: Page 1 of 5 |




- ① Antenna 1: Cell Antenna Tx/Rx
 1. UMTS Band II/IV/V
 2. LTE Band 71/12/13/14/17/5/26/4/66/2/25/30/7/41/48
 3. NR FR1 n71/n12/n14/n5/n66/n70/n2/n25/n30/n7/n41/n48/n77
 4. LTE Band 29 Rx only
 5. NR FR1 n29 Rx only
- ② Antenna 2a: Cell/WIFI/BT Antenna Tx/Rx
 1. 2.4GHz WIFI/BT
 2. LTE Band 48
 3. NR FR1 n48/n77
- ③ Antenna 2b: Cell Antenna Tx/Rx
 1. UMTS Band IV/II
 2. LTE Band 4/66/2/25/30/7/41
 3. NR FR1 n66/n70/n2/n25/n30/n7/n41/n77
 4. GPS
- ④ Antenna 3: Cell Tx/Rx
 1. UMTS Band II/IV/V
 2. LTE Band 71/12/13/14/17/5/26/4/66/2/25/30/7/41/48
 3. NR FR1 n71/n12/n14/n5/n66/n70/n2/n25/n30/n7/n41/n48/n77
 4. LTE Band 29 Rx only
 5. NR FR1 n29 Rx only
- Antenna 4a: WIFI/BT Antenna Tx/Rx
 1. 2.4GHz WIFI/BT
 2. 5GHz WIFI
 3. LTE Band 46 Rx only
 4. WIFI 6E
 5. NB NII
- ⑥ Antenna 4b: Cell Antenna Tx/Rx
 1. UMTS Band II/IV
 2. LTE Band 4/66/2/25/30/7/41/48
 3. NR FR1 n66/n70/n2/n25/n30/n7/n41/n48/n77
 4. GPS
- Antenna 5b: WIFI Antenna Tx/Rx
 1. WIFI 6E
 2. 5GHz WIFI
 3. NB NII
 4. LTE B46 Rx only
- ⑦
- ⑧ Antenna M3
 1. FR2 n260/261/258
- ⑨ Antenna M2
 1. FR2 n260/261/258
- ⑩ Antenna M0
 1. FR2 n260/261/258


**Figure E-1
DUT Antenna Locations**

Note: Exact antenna dimensions and separation distances are shown in the Technical Descriptions in the FCC Filing.

| | | |
|----------------------------|------------------------------|---------------------------------|
| FCC ID: BCGA2435 | SAR EVALUATION REPORT | Approved by: Quality Manager |
| DUT Type: Tablet Device | | APPENDIX E: Page 2 of 5 |




Body SAR Test Setup Photo 1: Back Side at 0.0 cm – Antenna 3/4b



Body SAR Test Setup Photo 2: Back Side at 0.0 cm – Antenna 1/2a

| | | |
|-----------------------------------|------------------------------|--|
| FCC ID: BCGA2435 | SAR EVALUATION REPORT | Approved by: Quality Manager |
| DUT Type: Tablet Device | | APPENDIX E: Page 3 of 5 |



Body SAR Test Setup Photo 3: Top Edge at 0.0 cm



Body SAR Test Setup Photo 4: Bottom Edge at 0.0 cm

| | | |
|-----------------------------------|------------------------------|--|
| FCC ID: BCGA2435 | SAR EVALUATION REPORT | Approved by: Quality Manager |
| DUT Type: Tablet Device | | APPENDIX E: Page 4 of 5 |



Body SAR Test Setup Photo 5: Right Edge at 0.0 cm



Body SAR Test Setup Photo 6: Left Edge at 0.0 cm

| | | |
|-----------------------------------|------------------------------|--|
| FCC ID: BCGA2435 | SAR EVALUATION REPORT | Approved by: Quality Manager |
| DUT Type: Tablet Device | | APPENDIX E: Page 5 of 5 |