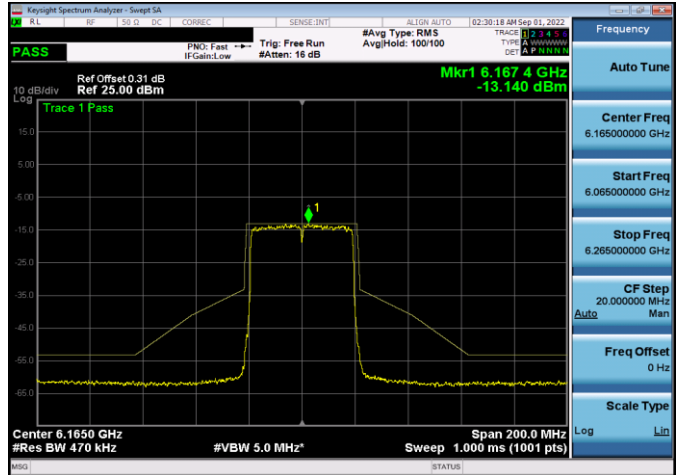
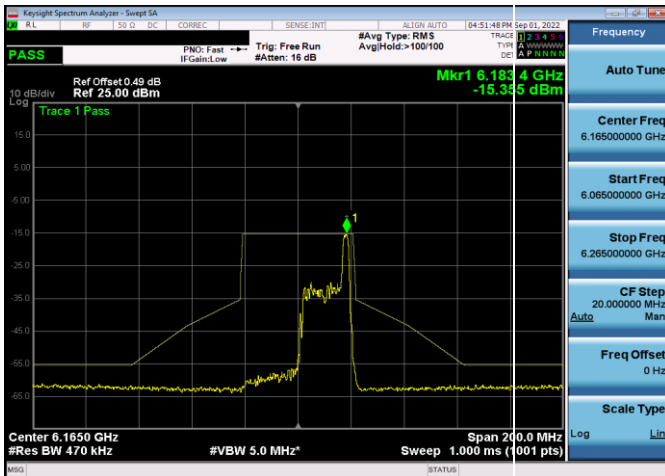


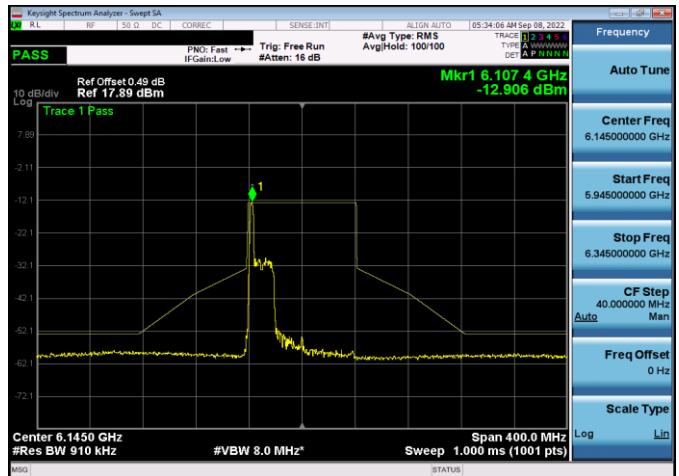
Plot 7-525. In-Band Emission Plot SDM Antenna 5b (40MHz 802.11ax RU26 (UNII Band 5) – Ch. 43)



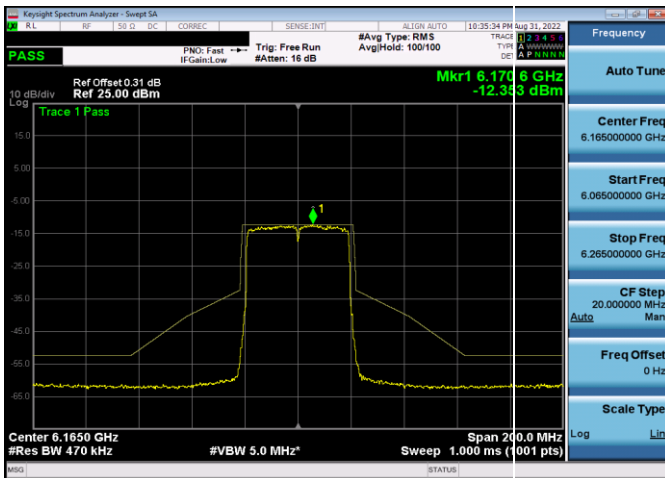
Plot 7-528. In-Band Emission Plot SDM Antenna 4a (40MHz 802.11ax RU484 (UNII Band 5) – Ch. 43)



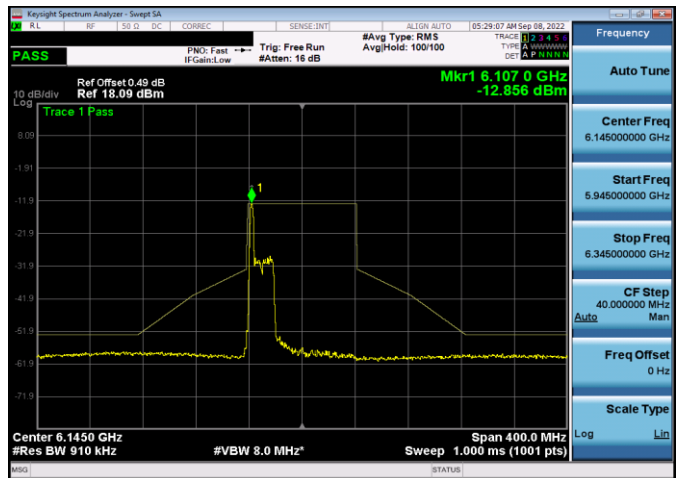
Plot 7-526. In-Band Emission Plot SDM Antenna 4a (40MHz 802.11ax RU26 (UNII Band 5) – Ch. 43)



Plot 7-529. In-Band Emission Plot SDM Antenna 5b (80MHz 802.11ax RU26 (UNII Band 5) – Ch. 39)

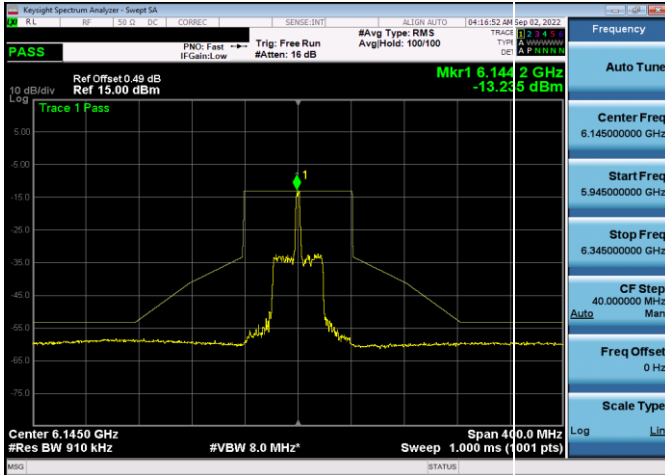


Plot 7-527. In-Band Emission Plot SDM Antenna 5b (40MHz 802.11ax RU484 (UNII Band 5) – Ch. 43)

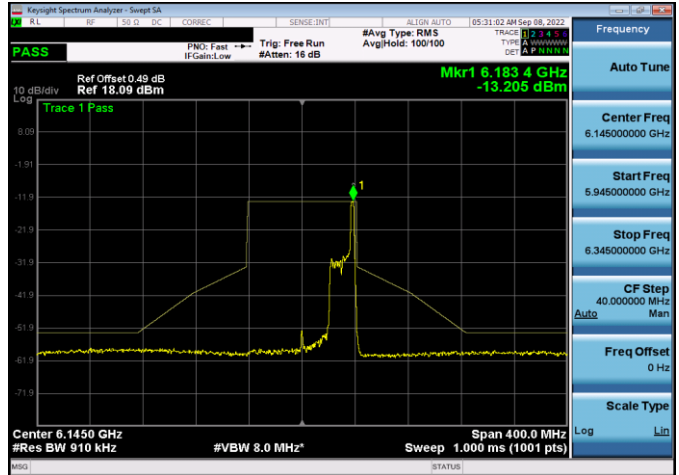


Plot 7-530. In-Band Emission Plot SDM Antenna 4a (80MHz 802.11ax RU26 (UNII Band 5) – Ch. 39)

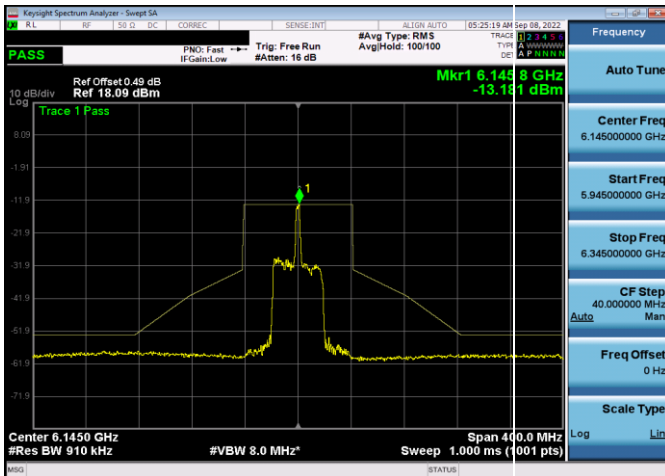
FCC ID: BCGA2435 IC: 579C-A2435		MEASUREMENT REPORT (CERTIFICATION)	Approved by: Technical Manager
Test Report S/N: 1C2205090025-22-R3.BCG	Test Dates: 05/27/2022 - 9/12/2022	EUT Type: Tablet Device	Page 141 of 323



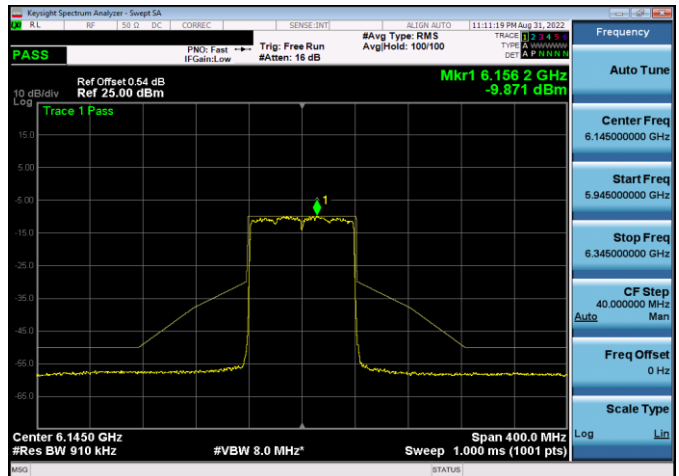
Plot 7-531. In-Band Emission Plot SDM Antenna 5b (80MHz 802.11ax RU26 (UNII Band 5) – Ch. 39)



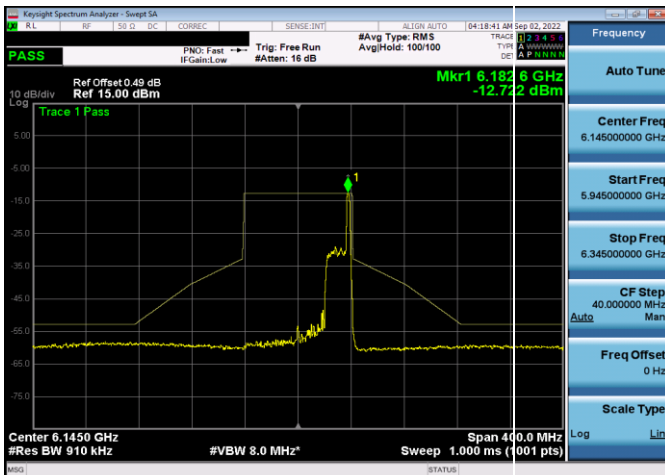
Plot 7-534. In-Band Emission Plot SDM Antenna 4a (80MHz 802.11ax RU26 (UNII Band 5) – Ch. 39)



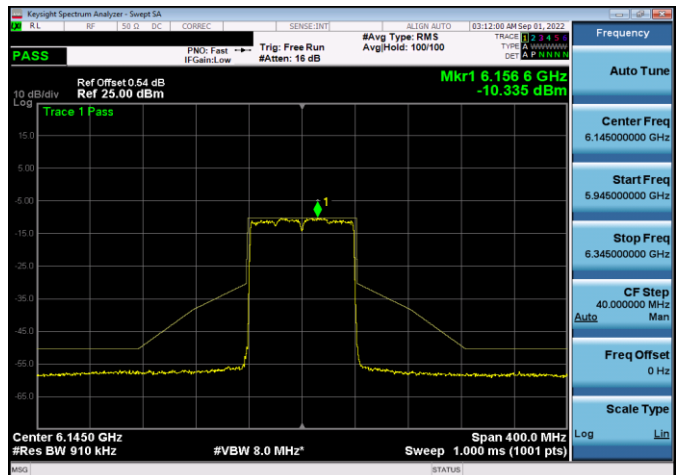
Plot 7-532. In-Band Emission Plot SDM Antenna 4a (80MHz 802.11ax RU26 (UNII Band 5) – Ch. 39)



Plot 7-535. In-Band Emission Plot SDM Antenna 5b (80MHz 802.11ax RU996 (UNII Band 5) – Ch. 39)

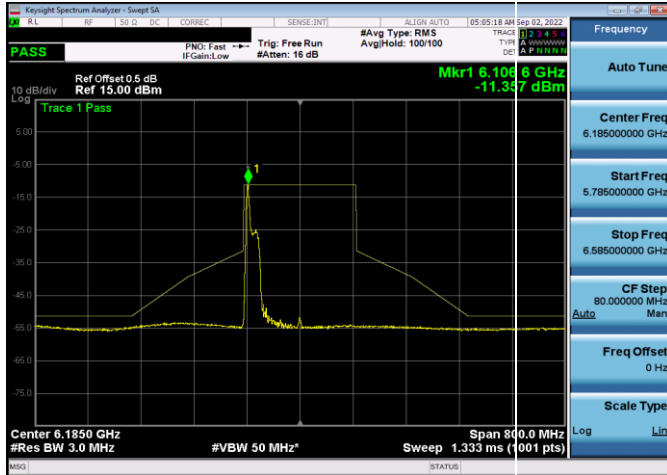


Plot 7-533. In-Band Emission Plot SDM Antenna 5b (80MHz 802.11ax RU26 (UNII Band 5) – Ch. 39)

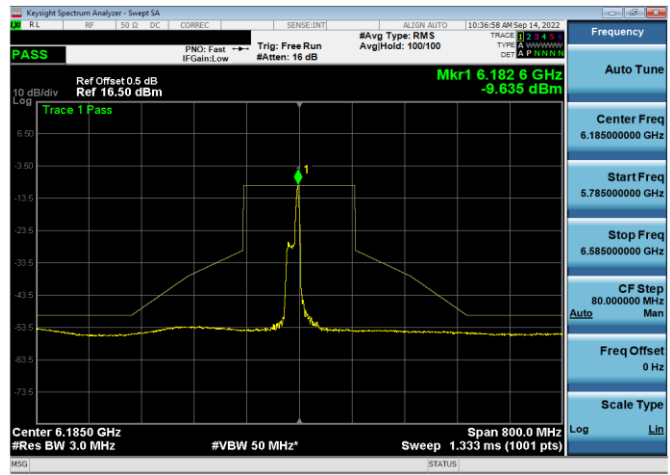


Plot 7-536. In-Band Emission Plot SDM Antenna 4a (80MHz 802.11ax RU996 (UNII Band 5) – Ch. 39)

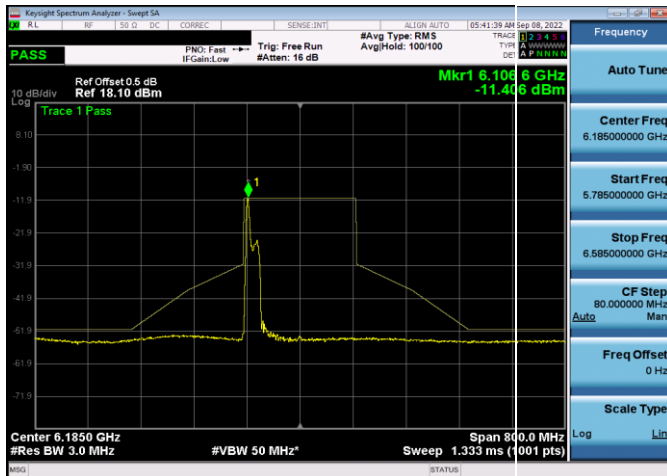
FCC ID: BCGA2435 IC: 579C-A2435		MEASUREMENT REPORT (CERTIFICATION)	Approved by: Technical Manager
Test Report S/N: 1C2205090025-22-R3.BCG			Test Dates: 05/27/2022 - 9/12/2022



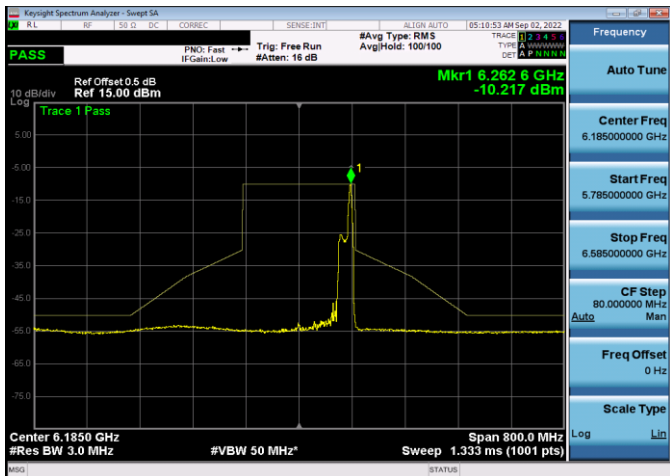
Plot 7-537. In-Band Emission Plot SDM Antenna 5b (160MHz 802.11ax RU26 (UNII Band 5) – Ch. 47)



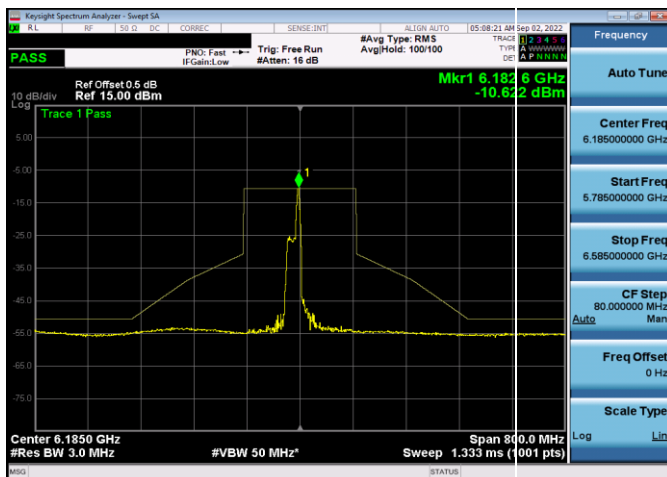
Plot 7-540. In-Band Emission Plot SDM Antenna 4a (160MHz 802.11ax RU26 (UNII Band 5) – Ch. 47)



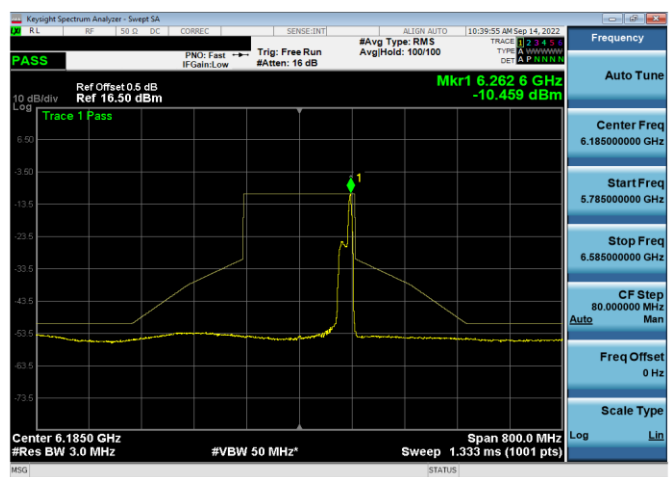
Plot 7-538. In-Band Emission Plot SDM Antenna 4a (160MHz 802.11ax RU26 (UNII Band 5) – Ch. 47)



Plot 7-541. In-Band Emission Plot SDM Antenna 5b (160MHz 802.11ax RU26 (UNII Band 5) – Ch. 47)

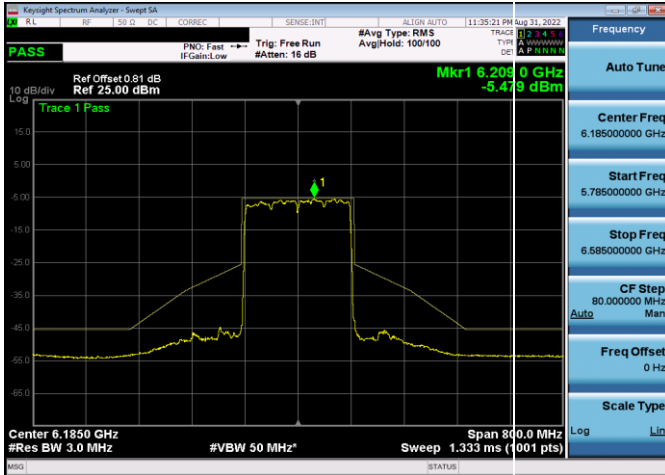


Plot 7-539. In-Band Emission Plot SDM Antenna 5b (160MHz 802.11ax RU26 (UNII Band 5) – Ch. 47)

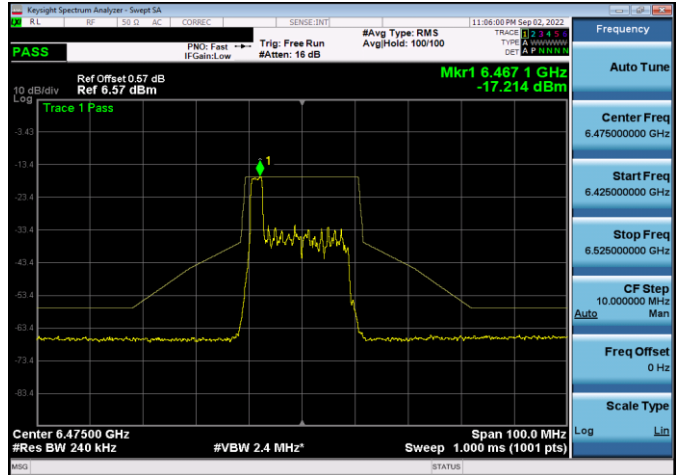


Plot 7-542. In-Band Emission Plot SDM Antenna 4a (160MHz 802.11ax RU26 (UNII Band 5) – Ch. 47)

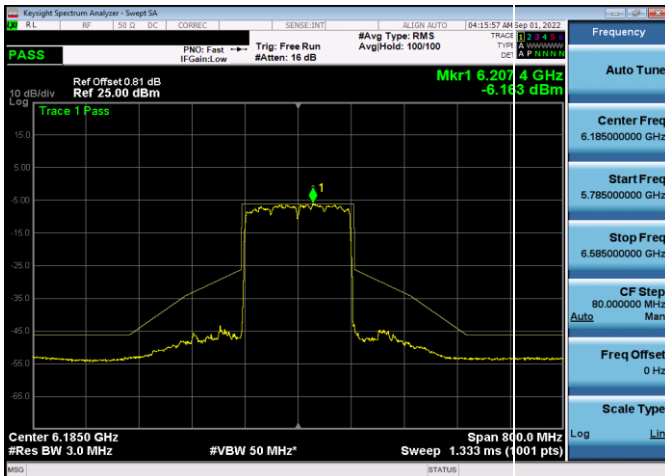
FCC ID: BCGA2435 IC: 579C-A2435		MEASUREMENT REPORT (CERTIFICATION)	Approved by: Technical Manager
Test Report S/N: 1C2205090025-22-R3.BCG	Test Dates: 05/27/2022 - 9/12/2022	EUT Type: Tablet Device	Page 143 of 323



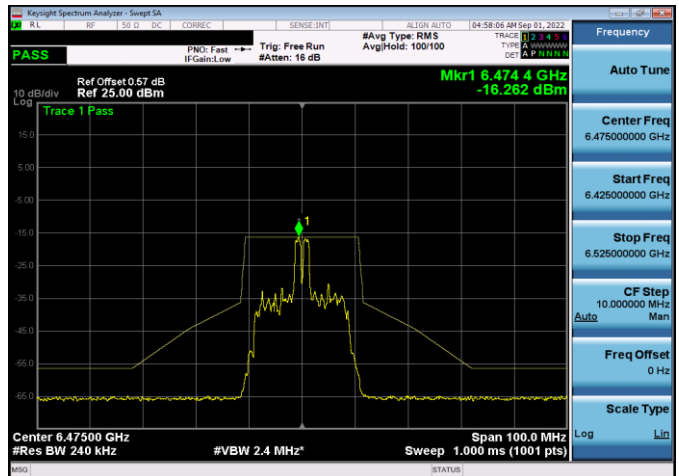
Plot 7-543. In-Band Emission Plot SDM Antenna 5b (160MHz 802.11ax RU484 (UNII Band 5) – Ch. 47)



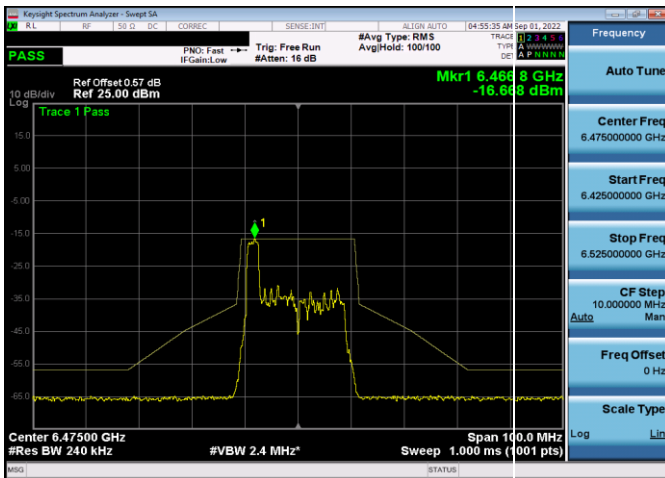
Plot 7-546. In-Band Emission Plot SDM Antenna 4a (20MHz 802.11ax RU26 (UNII Band 6) – Ch. 105)



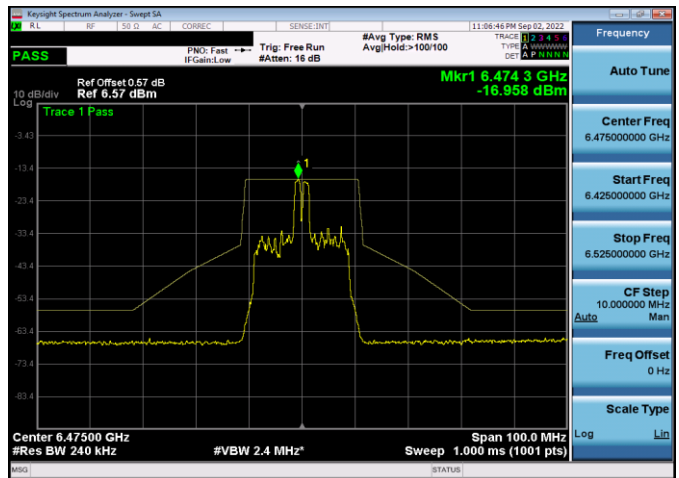
Plot 7-544. In-Band Emission Plot SDM Antenna 4a (160MHz 802.11ax RU484 (UNII Band 5) – Ch. 47)



Plot 7-547. In-Band Emission Plot SDM Antenna 5b (20MHz 802.11ax RU26 (UNII Band 6) – Ch. 105)

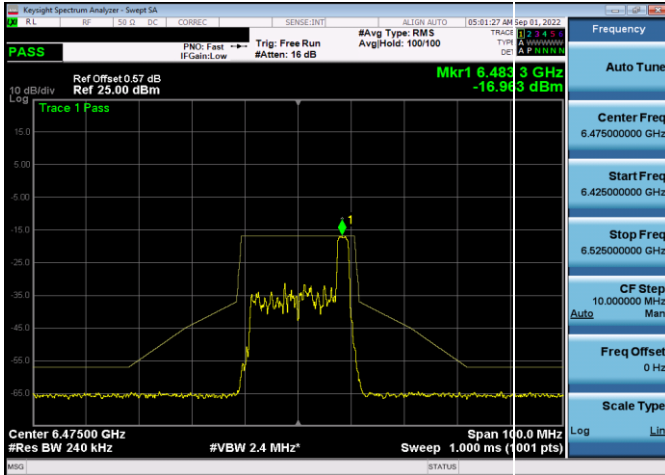


Plot 7-545. In-Band Emission Plot SDM Antenna 5b (20MHz 802.11ax RU26 (UNII Band 6) – Ch. 105)

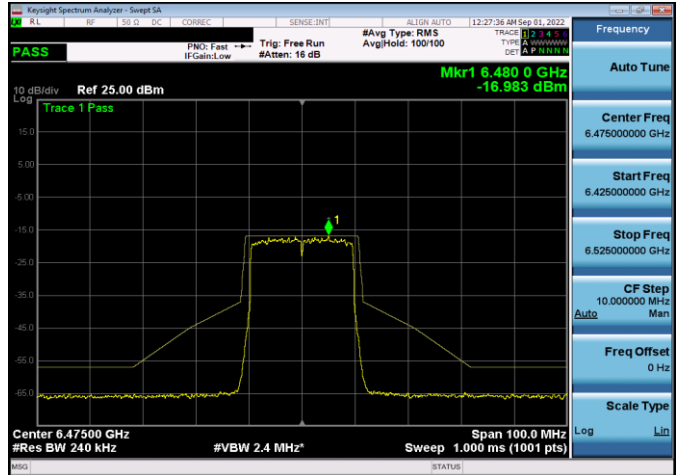


Plot 7-548. In-Band Emission Plot SDM Antenna 4a (20MHz 802.11ax RU26 (UNII Band 6) – Ch. 105)

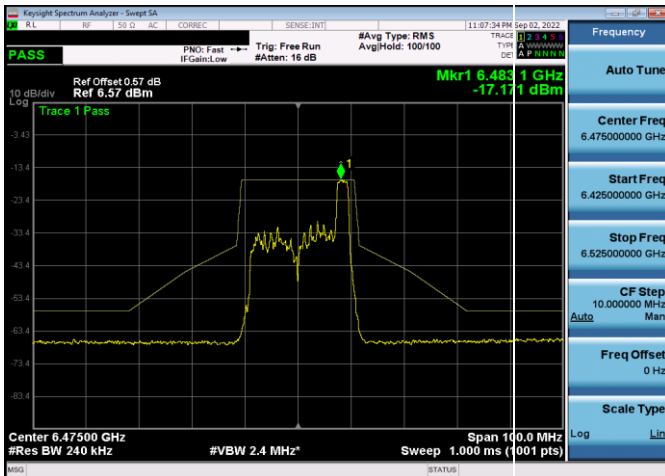
FCC ID: BCGA2435 IC: 579C-A2435		MEASUREMENT REPORT (CERTIFICATION)	Approved by: Technical Manager
Test Report S/N: 1C2205090025-22-R3.BCG	Test Dates: 05/27/2022 - 9/12/2022	EUT Type: Tablet Device	Page 144 of 323



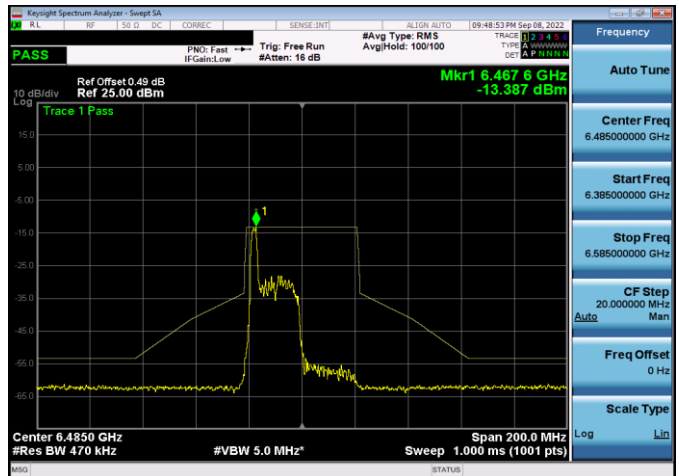
Plot 7-549. In-Band Emission Plot SDM Antenna 5b (20MHz 802.11ax RU26 (UNII Band 6) – Ch. 105)



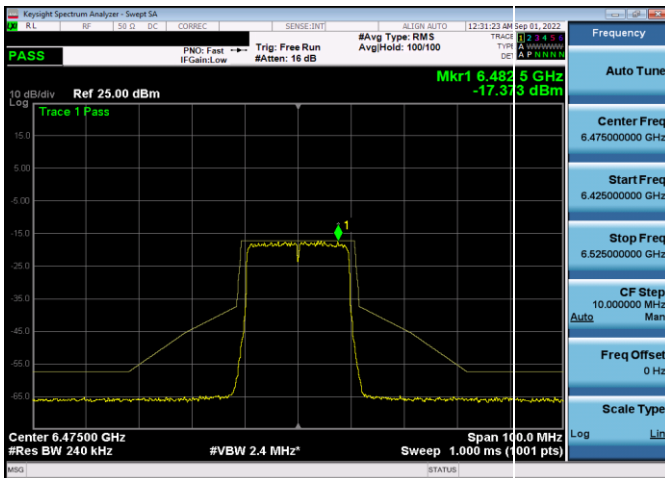
Plot 7-552. In-Band Emission Plot SDM Antenna 4a (20MHz 802.11ax RU242 (UNII Band 6) – Ch. 105)



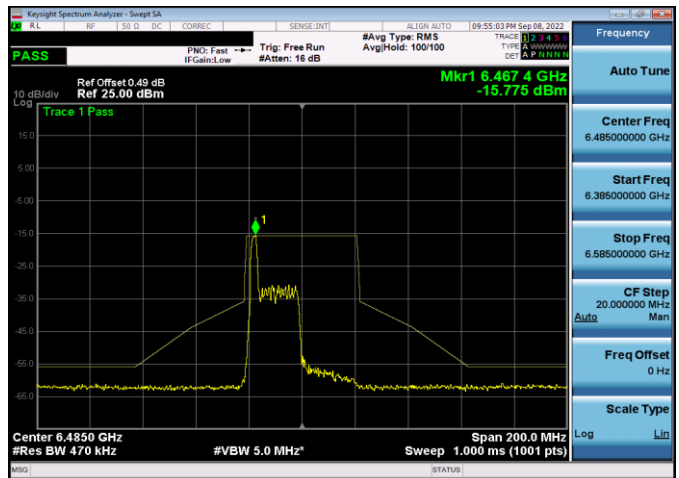
Plot 7-550. In-Band Emission Plot SDM Antenna 4a (20MHz 802.11ax RU26 (UNII Band 6) – Ch. 105)



Plot 7-553. In-Band Emission Plot SDM Antenna 5b (40MHz 802.11ax RU26 (UNII Band 6) – Ch. 107)

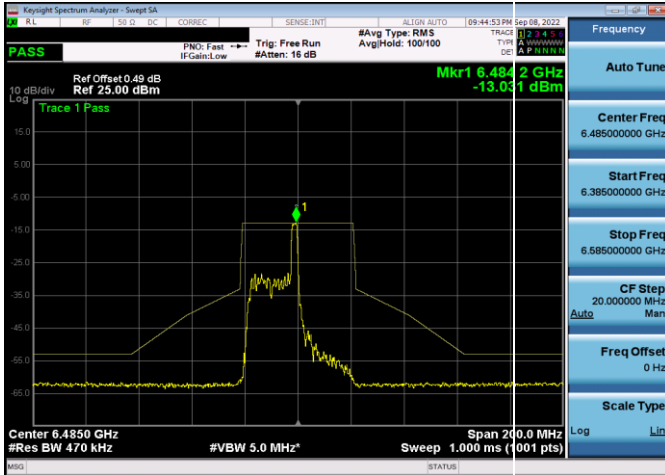


Plot 7-551. In-Band Emission Plot SDM Antenna 5b (20MHz 802.11ax RU242 (UNII Band 6) – Ch. 105)

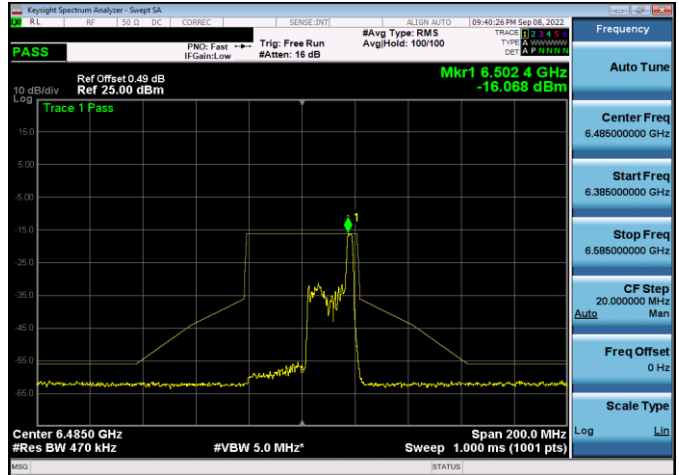


Plot 7-554. In-Band Emission Plot SDM Antenna 4a (40MHz 802.11ax RU26 (UNII Band 6) – Ch. 107)

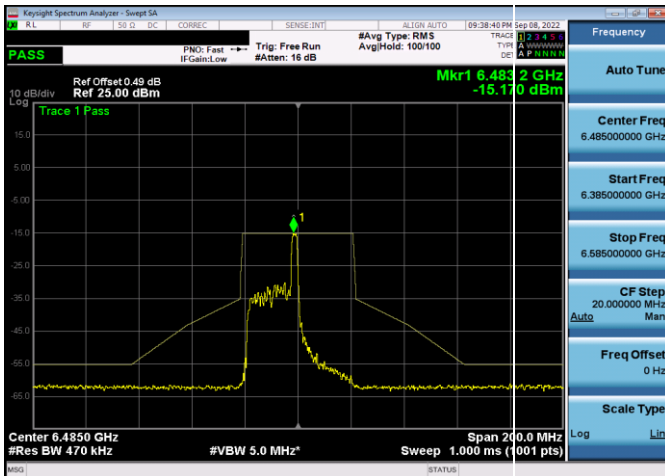
FCC ID: BCGA2435 IC: 579C-A2435		MEASUREMENT REPORT (CERTIFICATION)	Approved by: Technical Manager
Test Report S/N: 1C2205090025-22-R3.BCG			Test Dates: 05/27/2022 - 9/12/2022



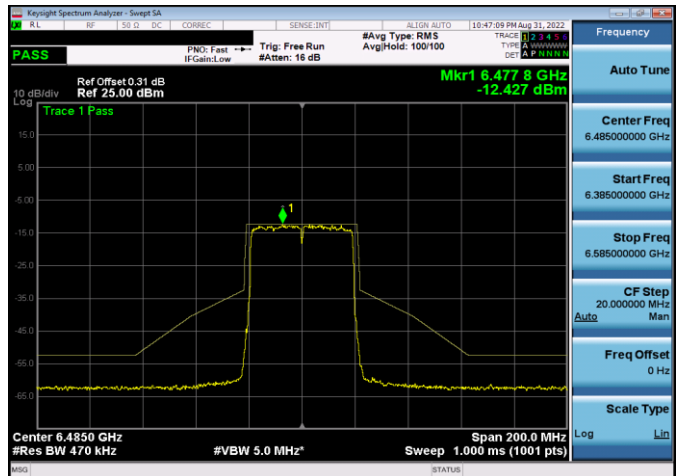
Plot 7-555. In-Band Emission Plot SDM Antenna 5b (40MHz 802.11ax RU26 (UNII Band 6) – Ch. 107)



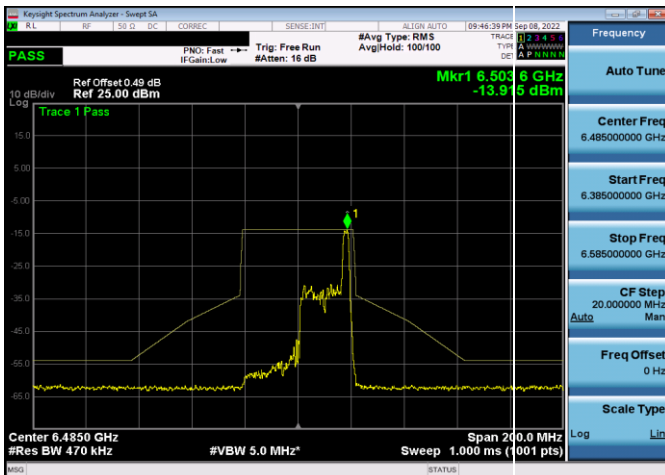
Plot 7-558. In-Band Emission Plot SDM Antenna 4a (40MHz 802.11ax RU26 (UNII Band 6) – Ch. 107)



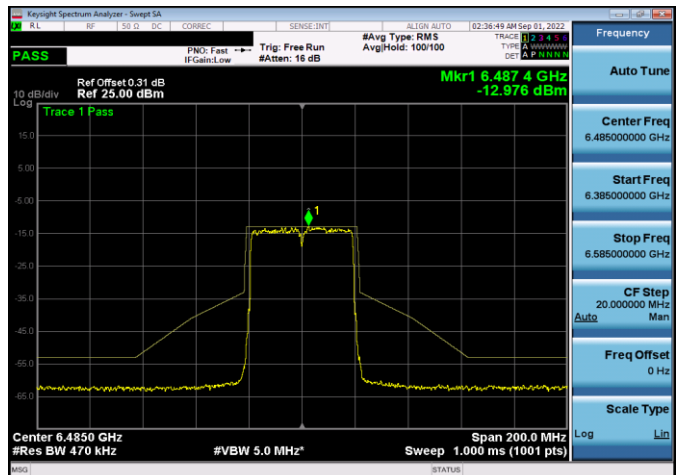
Plot 7-556. In-Band Emission Plot SDM Antenna 4a (40MHz 802.11ax RU26 (UNII Band 6) – Ch. 107)



Plot 7-559. In-Band Emission Plot SDM Antenna 5b (40MHz 802.11ax RU484 (UNII Band 6) – Ch. 107)

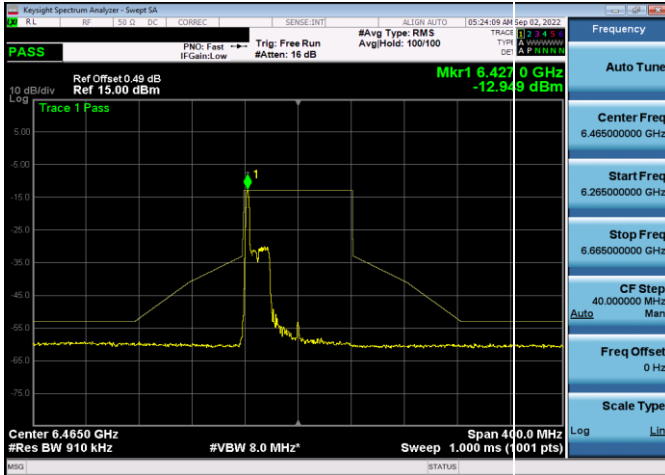


Plot 7-557. In-Band Emission Plot SDM Antenna 5b (40MHz 802.11ax RU26 (UNII Band 6) – Ch. 107)

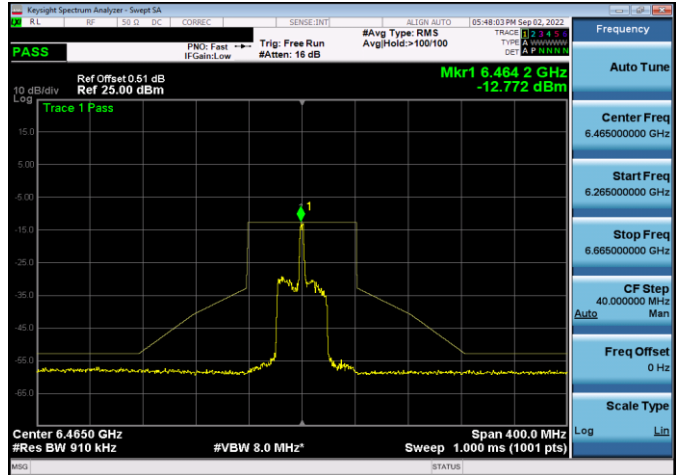


Plot 7-560. In-Band Emission Plot SDM Antenna 4a (40MHz 802.11ax RU484 (UNII Band 6) – Ch. 107)

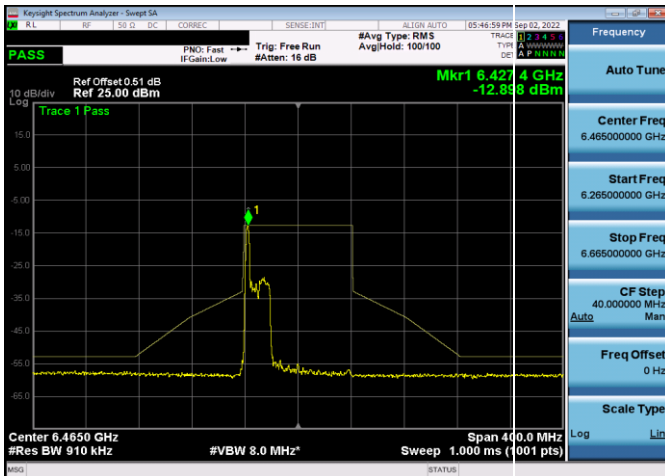
FCC ID: BCGA2435 IC: 579C-A2435		MEASUREMENT REPORT (CERTIFICATION)	Approved by: Technical Manager
Test Report S/N: 1C2205090025-22-R3.BCG	Test Dates: 05/27/2022 - 9/12/2022	EUT Type: Tablet Device	Page 146 of 323



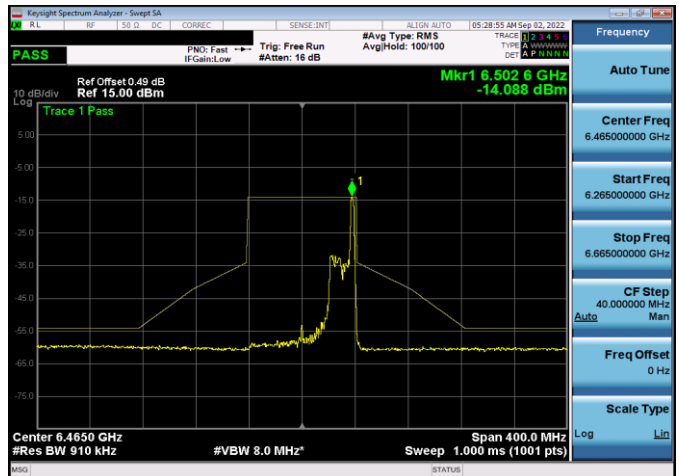
Plot 7-561. In-Band Emission Plot SDM Antenna 5b (80MHz 802.11ax RU26 (UNII Band 6) – Ch. 103)



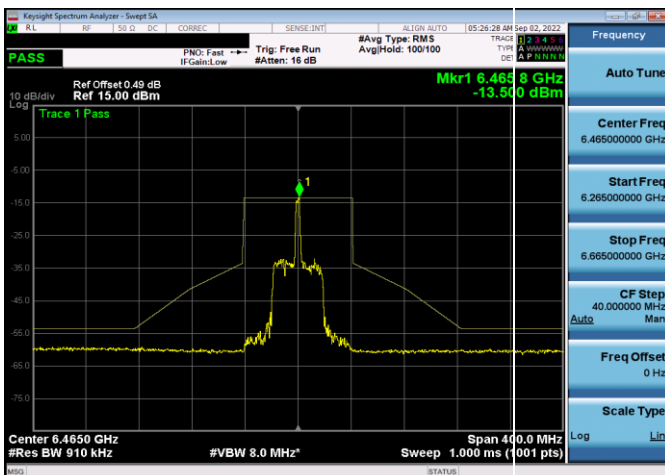
Plot 7-564. In-Band Emission Plot SDM Antenna 4a (80MHz 802.11ax RU26 (UNII Band 6) – Ch. 103)



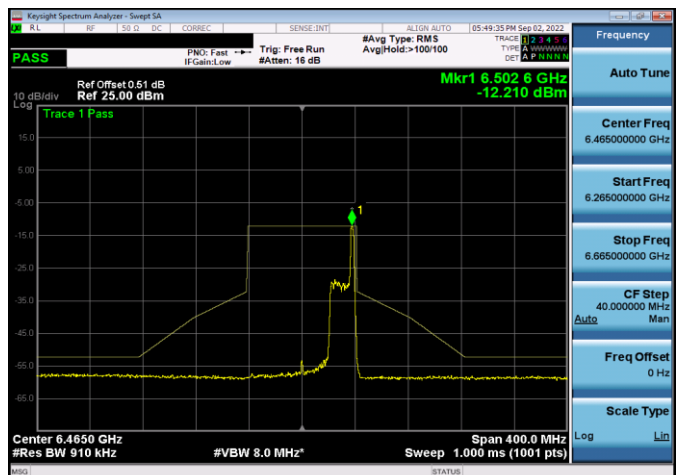
Plot 7-562. In-Band Emission Plot SDM Antenna 4a (80MHz 802.11ax RU26 (UNII Band 6) – Ch. 103)



Plot 7-565. In-Band Emission Plot SDM Antenna 5b (80MHz 802.11ax RU26 (UNII Band 6) – Ch. 103)

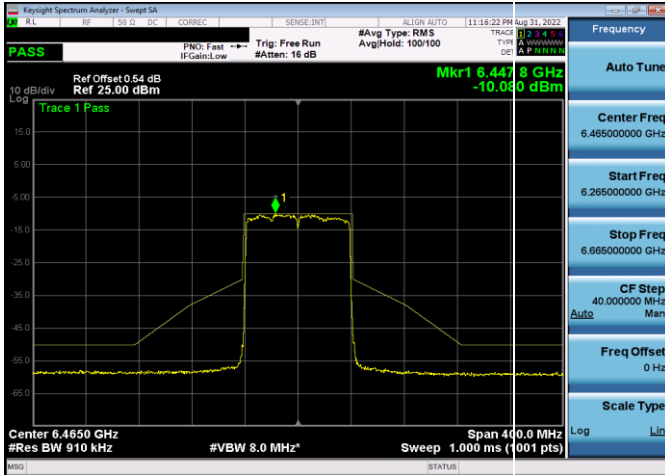


Plot 7-563. In-Band Emission Plot SDM Antenna 5b (80MHz 802.11ax RU26 (UNII Band 6) – Ch. 103)

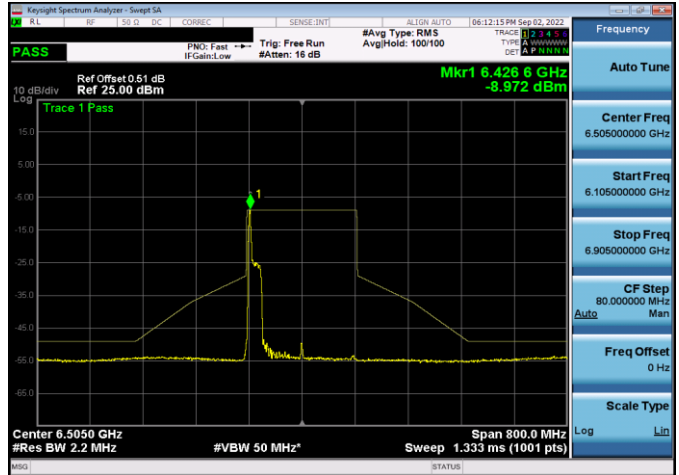


Plot 7-566. In-Band Emission Plot SDM Antenna 4a (80MHz 802.11ax RU26 (UNII Band 6) – Ch. 103)

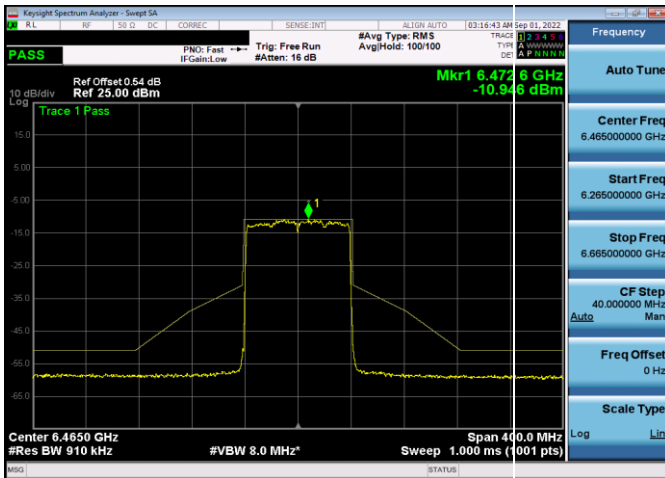
FCC ID: BCGA2435 IC: 579C-A2435		MEASUREMENT REPORT (CERTIFICATION)	Approved by: Technical Manager
Test Report S/N: 1C2205090025-22-R3.BCG	Test Dates: 05/27/2022 - 9/12/2022	EUT Type: Tablet Device	Page 147 of 323



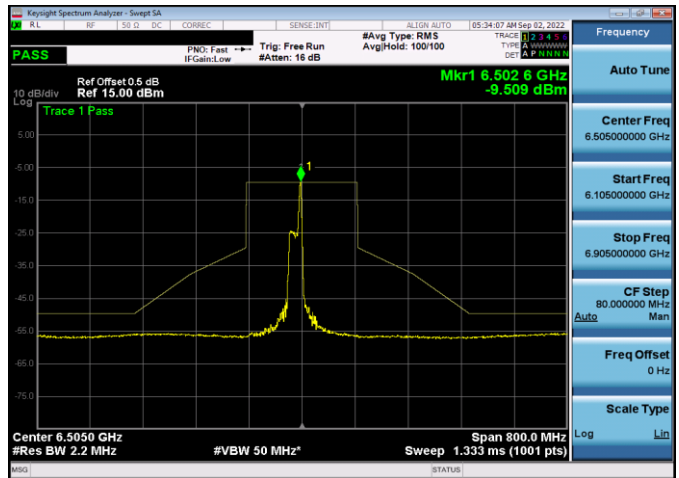
Plot 7-567. In-Band Emission Plot SDM Antenna 5b (80MHz 802.11ax RU996 (UNII Band 6) – Ch. 103)



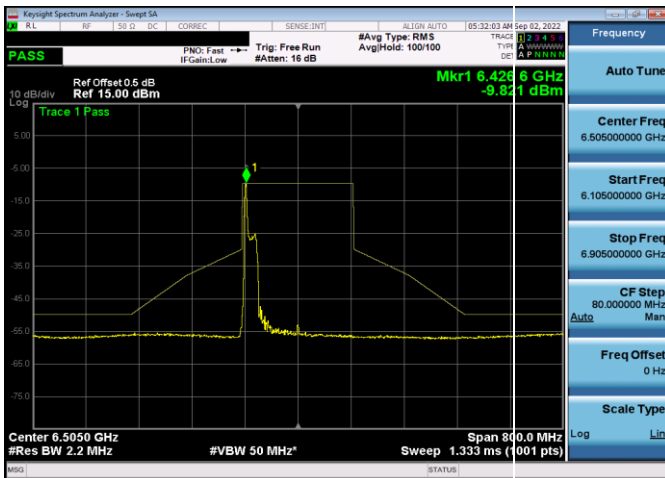
Plot 7-570. In-Band Emission Plot SDM Antenna 4a (160MHz 802.11ax RU26 (UNII Band 6) – Ch. 111)



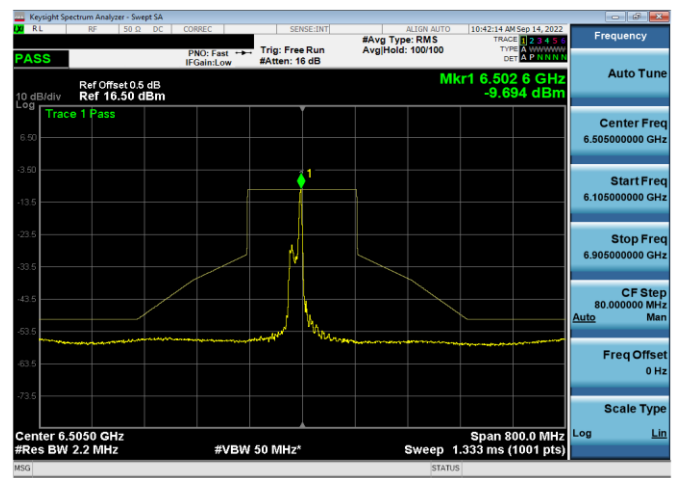
Plot 7-568. In-Band Emission Plot SDM Antenna 4a (80MHz 802.11ax RU996 (UNII Band 6) – Ch. 103)



Plot 7-571. In-Band Emission Plot SDM Antenna 5b (160MHz 802.11ax RU26 (UNII Band 6) – Ch. 111)

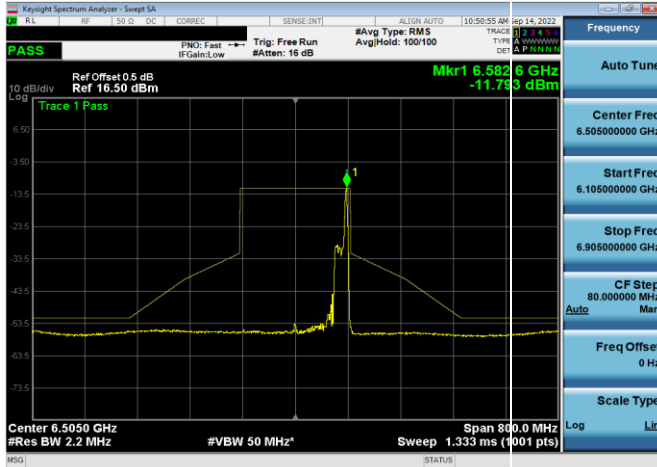


Plot 7-569. In-Band Emission Plot SDM Antenna 5b (160MHz 802.11ax RU26 (UNII Band 6) – Ch. 111)

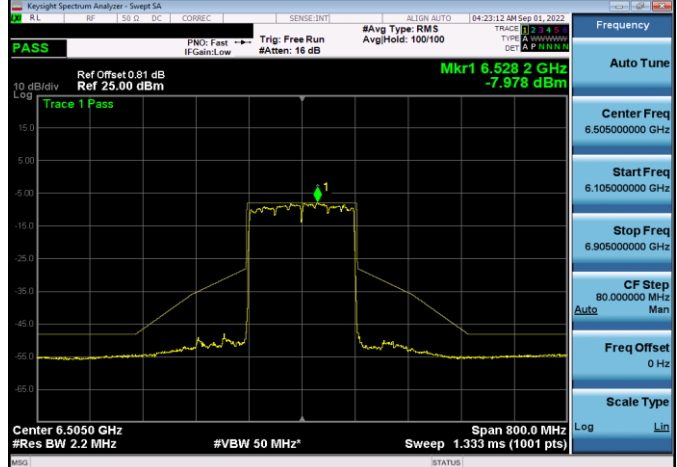


Plot 7-572. In-Band Emission Plot SDM Antenna 4a (160MHz 802.11ax RU26 (UNII Band 6) – Ch. 111)

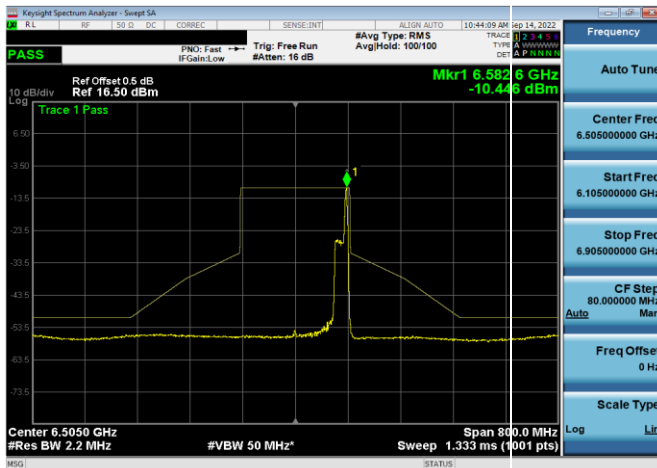
FCC ID: BCGA2435 IC: 579C-A2435		MEASUREMENT REPORT (CERTIFICATION)	Approved by: Technical Manager
Test Report S/N: 1C2205090025-22-R3.BCG	Test Dates: 05/27/2022 - 9/12/2022	EUT Type: Tablet Device	Page 148 of 323



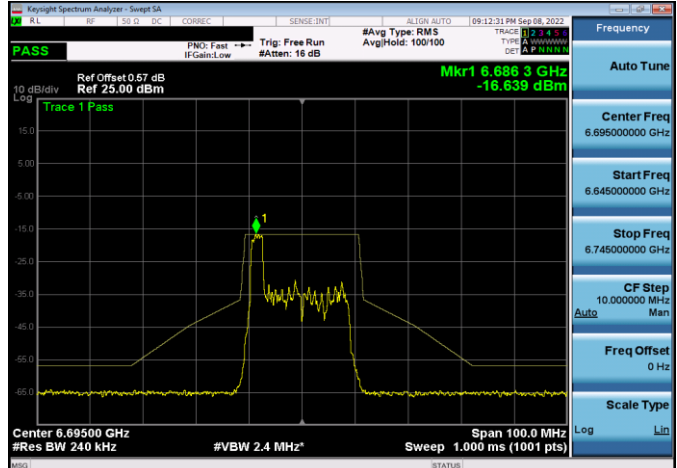
Plot 7-573. In-Band Emission Plot SDM Antenna 5b (160MHz 802.11ax RU26 (UNII Band 6) – Ch. 111)



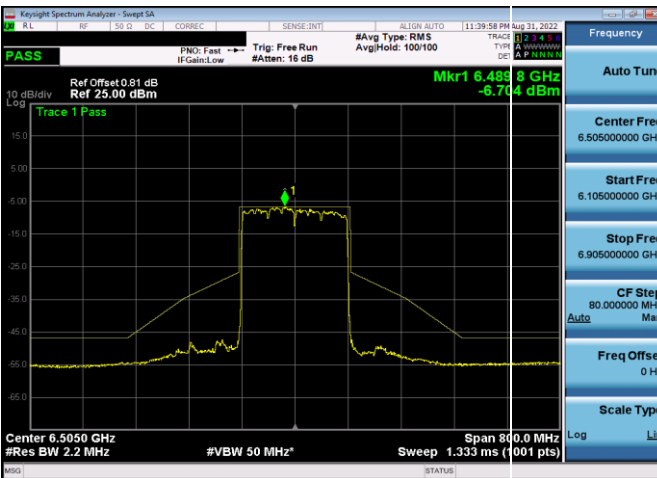
Plot 7-576. In-Band Emission Plot SDM Antenna 4a (160MHz 802.11ax RU484 (UNII Band 6) – Ch. 111)



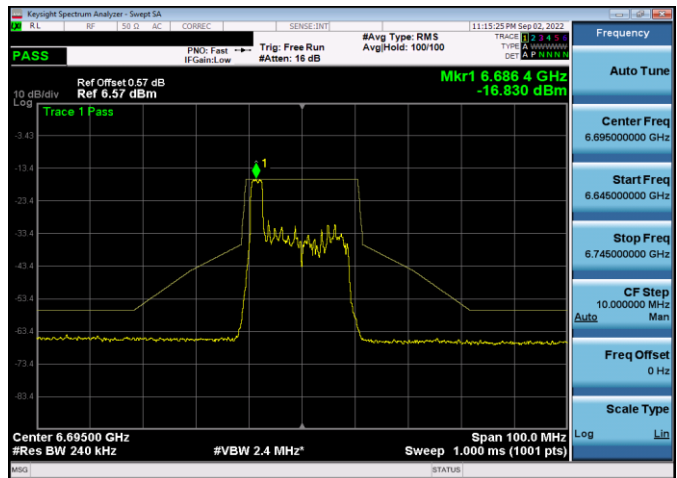
Plot 7-574. In-Band Emission Plot SDM Antenna 4a (160MHz 802.11ax RU26 (UNII Band 6) – Ch. 111)



Plot 7-577. In-Band Emission Plot SDM Antenna 5b (20MHz 802.11ax RU26 (UNII Band 7) – Ch. 149)

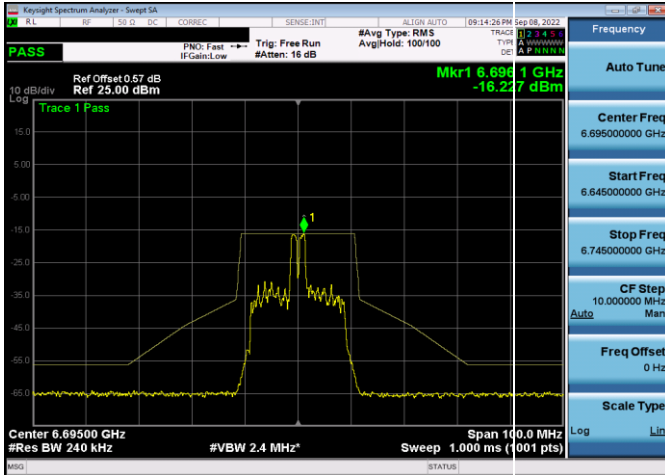


Plot 7-575. In-Band Emission Plot SDM Antenna 5b (160MHz 802.11ax RU484 (UNII Band 6) – Ch. 111)

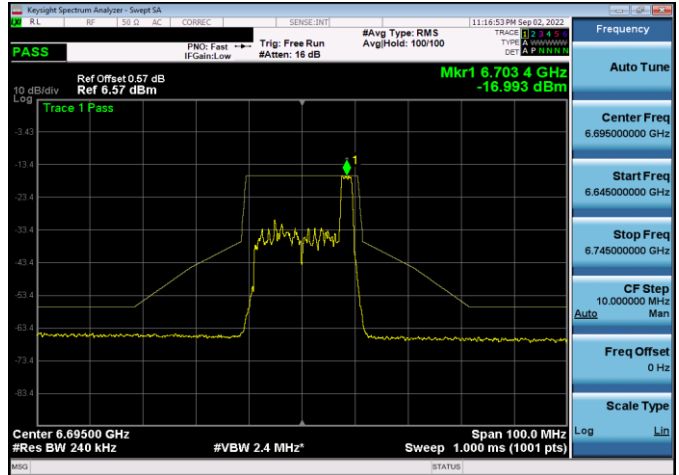


Plot 7-578. In-Band Emission Plot SDM Antenna 4a (20MHz 802.11ax RU26 (UNII Band 7) – Ch. 149)

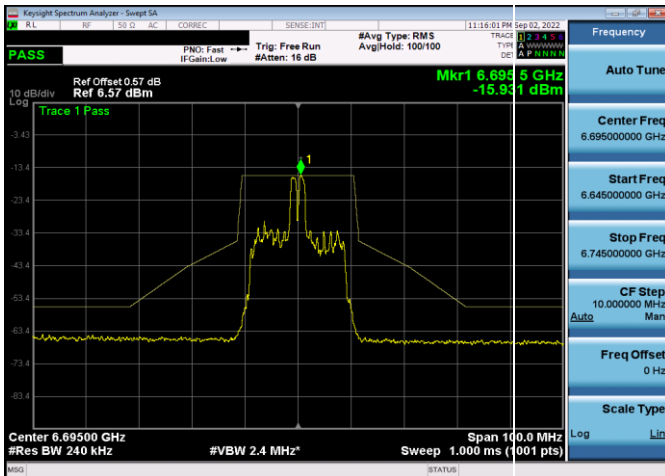
FCC ID: BCGA2435 IC: 579C-A2435		MEASUREMENT REPORT (CERTIFICATION)	Approved by: Technical Manager
Test Report S/N: 1C2205090025-22-R3.BCG	Test Dates: 05/27/2022 - 9/12/2022	EUT Type: Tablet Device	Page 149 of 323



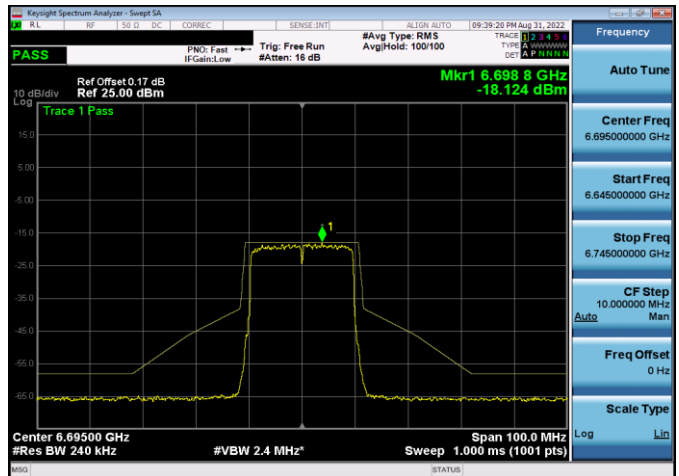
Plot 7-579. In-Band Emission Plot SDM Antenna 5b (20MHz 802.11ax RU26 (UNII Band 7) – Ch. 149)



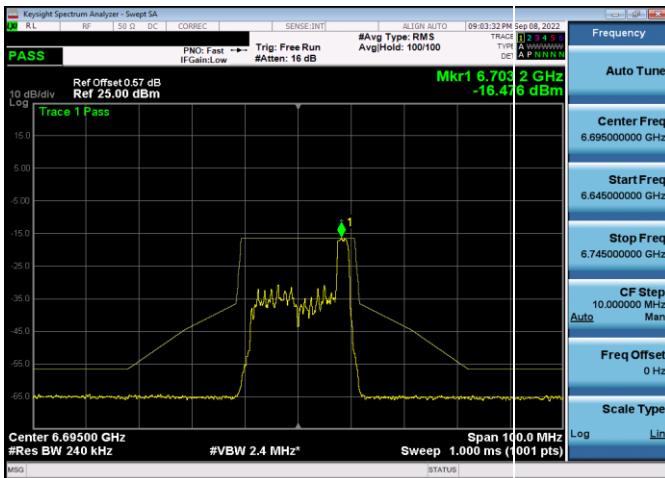
Plot 7-582. In-Band Emission Plot SDM Antenna 4a (20MHz 802.11ax RU26 (UNII Band 7) – Ch. 149)



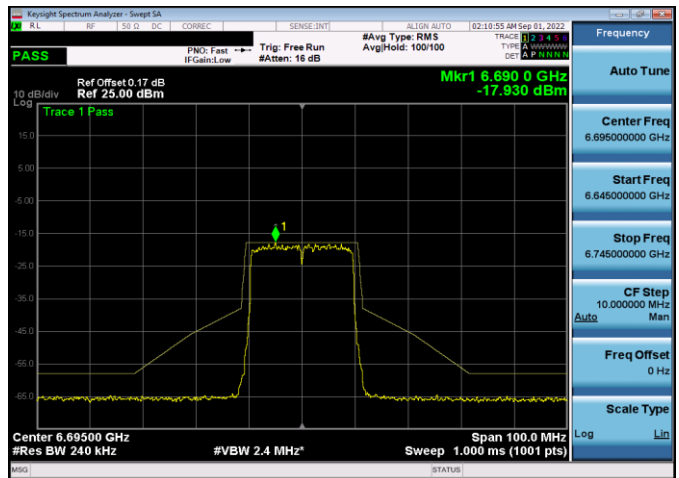
Plot 7-580. In-Band Emission Plot SDM Antenna 4a (20MHz 802.11ax RU26 (UNII Band 7) – Ch. 149)



Plot 7-583. In-Band Emission Plot SDM Antenna 5b (20MHz 802.11ax RU242 (UNII Band 7) – Ch. 149)



Plot 7-581. In-Band Emission Plot SDM Antenna 5b (20MHz 802.11ax RU26 (UNII Band 7) – Ch. 149)



Plot 7-584. In-Band Emission Plot SDM Antenna 4a (20MHz 802.11ax RU242 (UNII Band 7) – Ch. 149)

FCC ID: BCGA2435 IC: 579C-A2435		MEASUREMENT REPORT (CERTIFICATION)	Approved by: Technical Manager
Test Report S/N: 1C2205090025-22-R3.BCG	Test Dates: 05/27/2022 - 9/12/2022	EUT Type: Tablet Device	Page 150 of 323