

5GHz (20MHz Bandwidth)	Frequency [MHz]	Channel	Detector	RU Size	RU Index	Data Rate [Mbps]	Conducted Power [dBm]	Ant. Gain [dBi]	Max e.i.r.p. [dBm]	Max e.i.r.p. Limit [dBm]	e.i.r.p. Margin [dB]
	5955	1	AVG	242	61	121.9/143.4 (MCS11)	3.06	-0.70	2.36	24.00	-21.64
	6175	45	AVG	242	61	121.9/143.4 (MCS11)	3.05	-0.60	2.45	24.00	-21.55
	6415	93	AVG	242	61	121.9/143.4 (MCS11)	3.15	1.20	4.35	24.00	-19.65
	6435	97	AVG	242	61	121.9/143.4 (MCS11)	2.77	1.20	3.97	24.00	-20.03
	6475	105	AVG	242	61	121.9/143.4 (MCS11)	2.90	1.20	4.10	24.00	-19.90
	6515	113	AVG	242	61	121.9/143.4 (MCS11)	3.00	-0.30	2.70	24.00	-21.30
	6535	117	AVG	242	61	121.9/143.4 (MCS11)	2.75	-0.30	2.45	24.00	-21.55
	6695	149	AVG	242	61	121.9/143.4 (MCS11)	2.51	-1.60	0.91	24.00	-23.09
	6875	185	AVG	242	61	121.9/143.4 (MCS11)	2.59	-2.40	0.19	24.00	-23.81
	6895	189	AVG	242	61	121.9/143.4 (MCS11)	3.03	-2.40	0.63	24.00	-23.37
6995	209	AVG	242	61	121.9/143.4 (MCS11)	3.04	-3.30	-0.26	24.00	-24.26	
7095	229	AVG	242	61	121.9/143.4 (MCS11)	3.05	-4.90	-1.85	24.00	-25.85	

Table 7-26. Antenna 4a 20MHz BW 802.11ax Maximum Conducted Output Power and Max EIRP (Fully-loaded RU)

5GHz (40MHz Bandwidth)	Frequency [MHz]	Channel	Detector	RU Size	RU Index	Data Rate [Mbps]	Conducted Power [dBm]	Ant. Gain [dBi]	Max e.i.r.p. [dBm]	Max e.i.r.p. Limit [dBm]	e.i.r.p. Margin [dB]
	5965	3	AVG	484	65	243.8/286.8 (MCS11)	6.02	-0.70	5.32	24.00	-18.68
	6205	51	AVG	484	65	243.8/286.8 (MCS11)	6.19	0.60	6.79	24.00	-17.21
	6405	91	AVG	484	65	243.8/286.8 (MCS11)	6.17	1.00	7.17	24.00	-16.83
	6445	99	AVG	484	65	243.8/286.8 (MCS11)	5.96	1.20	7.16	24.00	-16.84
	6485	107	AVG	484	65	243.8/286.8 (MCS11)	5.86	1.20	7.06	24.00	-16.94
	6525	115	AVG	484	65	243.8/286.8 (MCS11)	5.70	-0.30	5.40	24.00	-18.60
	6565	123	AVG	484	65	243.8/286.8 (MCS11)	5.63	-0.30	5.33	24.00	-18.67
	6725	155	AVG	484	65	243.8/286.8 (MCS11)	5.55	-1.50	4.05	24.00	-19.95
	6845	179	AVG	484	65	243.8/286.8 (MCS11)	5.59	-2.40	3.19	24.00	-20.81
	6885	187	AVG	484	65	243.8/286.8 (MCS11)	5.51	-2.40	3.11	24.00	-20.89
6965	203	AVG	484	65	243.8/286.8 (MCS11)	6.04	-3.30	2.74	24.00	-21.26	
7085	227	AVG	484	65	243.8/286.8 (MCS11)	6.19	-4.90	1.29	24.00	-22.71	

Table 7-27. Antenna 4a 40MHz BW 802.11ax Maximum Conducted Output Power and Max EIRP (Fully-loaded RU)

5GHz (80MHz Bandwidth)	Frequency [MHz]	Channel	Detector	RU Size	RU Index	Data Rate [Mbps]	Conducted Power [dBm]	Ant. Gain [dBi]	Max e.i.r.p. [dBm]	Max e.i.r.p. Limit [dBm]	e.i.r.p. Margin [dB]
	5985	7	AVG	996	67	510.4/600.5 (MCS11)	9.18	-0.70	8.48	24.00	-15.52
	6225	55	AVG	996	67	510.4/600.5 (MCS11)	9.02	0.60	9.62	24.00	-14.38
	6385	87	AVG	996	67	510.4/600.5 (MCS11)	9.22	1.00	10.22	24.00	-13.78
	6465	103	AVG	996	67	510.4/600.5 (MCS11)	8.83	1.20	10.03	24.00	-13.97
	6545	119	AVG	996	67	510.4/600.5 (MCS11)	8.59	-0.30	8.29	24.00	-15.71
	6705	151	AVG	996	67	510.4/600.5 (MCS11)	8.50	-1.60	6.90	24.00	-17.10
	6865	183	AVG	996	67	510.4/600.5 (MCS11)	8.57	-2.40	6.17	24.00	-17.83
	6945	199	AVG	996	67	510.4/600.5 (MCS11)	9.25	-3.30	5.95	24.00	-18.05
7025	215	AVG	996	67	510.4/600.5 (MCS11)	9.10	-4.90	4.20	24.00	-19.80	

Table 7-28. Antenna 4a 80MHz BW 802.11ax Maximum Conducted Output Power and Max EIRP (Fully-loaded RU)

5GHz (160MHz Bandwidth)	Frequency [MHz]	Channel	Detector	RU Size	RU Index	Data Rate [Mbps]	Conducted Power [dBm]	Ant. Gain [dBi]	Max e.i.r.p. [dBm]	Max e.i.r.p. Limit [dBm]	e.i.r.p. Margin [dB]
	6025	15	AVG	996x2	68	1020.8/1201 (MCS11)	11.45	-0.90	10.55	24.00	-13.45
	6185	47	AVG	996x2	68	1020.8/1201 (MCS11)	11.52	-0.60	10.92	24.00	-13.08
	6345	79	AVG	996x2	68	1020.8/1201 (MCS11)	11.45	1.00	12.45	24.00	-11.55
	6505	111	AVG	996x2	68	1020.8/1201 (MCS11)	11.05	-0.30	10.75	24.00	-13.25
	6665	143	AVG	996x2	68	1020.8/1201 (MCS11)	11.36	-1.60	9.76	24.00	-14.24
	6825	175	AVG	996x2	68	1020.8/1201 (MCS11)	11.43	-2.40	9.03	24.00	-14.97
6985	207	AVG	996x2	68	1020.8/1201 (MCS11)	12.00	-3.30	8.70	24.00	-15.30	

Table 7-29. Antenna 4a 160MHz BW 802.11ax Maximum Conducted Output Power and Max EIRP (Fully-loaded RU)

FCC ID: BCGA2435 IC: 579C-A2435		MEASUREMENT REPORT (CERTIFICATION)	Approved by: Technical Manager
Test Report S/N: 1C2205090025-22-R3.BCG	Test Dates: 05/27/2022 - 9/12/2022	EUT Type: Tablet Device	Page 56 of 323

7.3.3 SDM Conducted Output Power Measurements

Frequency [MHz]	Channel	Mode	Detector	RU Size	RU Index	Data Rate [Mbps]	Conducted Powers [dBm]			Ant. Gain [dBi]	Max e.i.r.p. [dBm]	Max e.i.r.p. Limit [dBm]	e.i.r.p. Margin [dB]
							Antenna 5b	Antenna 4a	Summed				
5955	1	SDM	AVG	26	0	25/29.4 (MCS11)	-6.12	-6.18	-3.14	2.41	-0.73	24.00	-24.73
		SDM	AVG	26	4	25/29.4 (MCS11)	-6.12	-6.21	-3.15	2.41	-0.74	24.00	-24.74
		SDM	AVG	26	8	25/29.4 (MCS11)	-6.03	-6.04	-3.02	2.41	-0.61	24.00	-24.61
6175	45	SDM	AVG	26	0	25/29.4 (MCS11)	-6.39	-6.49	-3.43	2.21	-1.22	24.00	-25.22
		SDM	AVG	26	4	25/29.4 (MCS11)	-6.34	-6.26	-3.29	2.21	-1.08	24.00	-25.08
		SDM	AVG	26	8	25/29.4 (MCS11)	-6.40	-6.45	-3.41	2.21	-1.20	24.00	-25.20
6415	93	SDM	AVG	26	0	25/29.4 (MCS11)	-6.59	-6.62	-3.59	3.02	-0.57	24.00	-24.57
		SDM	AVG	26	4	25/29.4 (MCS11)	-6.73	-6.57	-3.64	3.02	-0.62	24.00	-24.62
		SDM	AVG	26	8	25/29.4 (MCS11)	-6.54	-6.57	-3.54	3.02	-0.52	24.00	-24.52
6435	97	SDM	AVG	26	0	25/29.4 (MCS11)	-6.91	-6.80	-3.84	3.02	-0.82	24.00	-24.82
		SDM	AVG	26	4	25/29.4 (MCS11)	-6.96	-6.88	-3.91	3.02	-0.89	24.00	-24.89
		SDM	AVG	26	8	25/29.4 (MCS11)	-6.87	-6.83	-3.84	3.02	-0.82	24.00	-24.82
6475	105	SDM	AVG	26	0	25/29.4 (MCS11)	-6.88	-6.79	-3.82	3.02	-0.80	24.00	-24.80
		SDM	AVG	26	4	25/29.4 (MCS11)	-6.84	-6.80	-3.81	3.02	-0.79	24.00	-24.79
		SDM	AVG	26	8	25/29.4 (MCS11)	-6.85	-6.81	-3.82	3.02	-0.80	24.00	-24.80
6515	113	SDM	AVG	26	0	25/29.4 (MCS11)	-6.93	-6.95	-3.93	1.93	-2.00	24.00	-26.00
		SDM	AVG	26	4	25/29.4 (MCS11)	-6.91	-6.89	-3.89	1.93	-1.96	24.00	-25.96
		SDM	AVG	26	8	25/29.4 (MCS11)	-6.93	-6.88	-3.89	1.93	-1.96	24.00	-25.96
6535	117	SDM	AVG	26	0	25/29.4 (MCS11)	-6.64	-6.54	-3.58	1.93	-1.65	24.00	-25.65
		SDM	AVG	26	4	25/29.4 (MCS11)	-6.57	-6.67	-3.61	1.93	-1.68	24.00	-25.68
		SDM	AVG	26	8	25/29.4 (MCS11)	-6.64	-6.63	-3.62	1.93	-1.69	24.00	-25.69
6695	149	SDM	AVG	26	0	25/29.4 (MCS11)	-6.63	-6.71	-3.66	2.20	-1.46	24.00	-25.46
		SDM	AVG	26	4	25/29.4 (MCS11)	-6.52	-6.61	-3.55	2.20	-1.35	24.00	-25.35
		SDM	AVG	26	8	25/29.4 (MCS11)	-6.72	-6.72	-3.71	2.20	-1.51	24.00	-25.51
6875	185	SDM	AVG	26	0	25/29.4 (MCS11)	-6.72	-6.52	-3.61	2.46	-1.15	24.00	-25.15
		SDM	AVG	26	4	25/29.4 (MCS11)	-6.61	-6.69	-3.64	2.46	-1.18	24.00	-25.18
		SDM	AVG	26	8	25/29.4 (MCS11)	-6.58	-6.60	-3.58	2.46	-1.12	24.00	-25.12
6895	189	SDM	AVG	26	0	25/29.4 (MCS11)	-5.74	-5.60	-2.66	2.46	-0.20	24.00	-24.20
		SDM	AVG	27	4	25/29.4 (MCS11)	-5.55	-5.68	-2.60	2.46	-0.14	24.00	-24.14
		SDM	AVG	28	8	25/29.4 (MCS11)	-5.60	-5.66	-2.62	2.46	-0.16	24.00	-24.16
6995	209	SDM	AVG	29	0	25/29.4 (MCS11)	-5.58	-5.53	-2.54	1.90	-0.64	24.00	-24.64
		SDM	AVG	30	4	25/29.4 (MCS11)	-5.52	-5.75	-2.62	1.90	-0.72	24.00	-24.72
		SDM	AVG	31	8	25/29.4 (MCS11)	-5.72	-5.51	-2.60	1.90	-0.70	24.00	-24.70
7095	229	SDM	AVG	32	0	25/29.4 (MCS11)	-5.71	-5.62	-2.65	1.60	-1.05	24.00	-25.05
		SDM	AVG	33	4	25/29.4 (MCS11)	-5.63	-5.51	-2.56	1.60	-0.96	24.00	-24.96
		SDM	AVG	34	8	25/29.4 (MCS11)	-5.73	-5.72	-2.71	1.60	-1.11	24.00	-25.11

Table 7-30. SDM 20MHz BW 802.11ax Maximum Conducted Output Power and Max EIRP (RU26)

FCC ID: BCGA2435 IC: 579C-A2435		MEASUREMENT REPORT (CERTIFICATION)	Approved by: Technical Manager
Test Report S/N: 1C2205090025-22-R3.BCG	Test Dates: 05/27/2022 - 9/12/2022	EUT Type: Tablet Device	Page 57 of 323

Frequency [MHz]	Channel	Mode	Detector	RU Size	RU Index	Data Rate [Mbps]	Conducted Powers [dBm]			Ant. Gain [dBi]	Max e.i.r.p. [dBm]	Max e.i.r.p. Limit [dBm]	e.i.r.p. Margin [dB]
							Antenna 5b	Antenna 4a	Summed				
5965	3	SDM	AVG	26	0	25/29.4 (MCS11)	-6.04	-6.23	-3.12	2.41	-0.71	24.00	-24.71
		SDM	AVG	26	8	25/29.4 (MCS11)	-6.09	-6.15	-3.11	2.41	-0.70	24.00	-24.70
		SDM	AVG	26	17	25/29.4 (MCS11)	-6.06	-6.21	-3.12	2.41	-0.71	24.00	-24.71
6205	51	SDM	AVG	26	0	25/29.4 (MCS11)	-6.26	-6.36	-3.30	2.69	-0.61	24.00	-24.61
		SDM	AVG	26	8	25/29.4 (MCS11)	-6.49	-6.43	-3.45	2.69	-0.76	24.00	-24.76
		SDM	AVG	26	17	25/29.4 (MCS11)	-6.42	-6.28	-3.34	2.69	-0.65	24.00	-24.65
6405	91	SDM	AVG	26	0	25/29.4 (MCS11)	-6.72	-6.64	-3.67	2.89	-0.78	24.00	-24.78
		SDM	AVG	26	8	25/29.4 (MCS11)	-6.59	-6.58	-3.57	2.89	-0.68	24.00	-24.68
		SDM	AVG	26	17	25/29.4 (MCS11)	-6.64	-6.68	-3.65	2.89	-0.76	24.00	-24.76
6445	99	SDM	AVG	26	0	25/29.4 (MCS11)	-6.86	-6.84	-3.84	3.02	-0.82	24.00	-24.82
		SDM	AVG	26	8	25/29.4 (MCS11)	-6.86	-6.97	-3.90	3.02	-0.88	24.00	-24.88
		SDM	AVG	26	17	25/29.4 (MCS11)	-6.94	-6.78	-3.85	3.02	-0.83	24.00	-24.83
6485	107	SDM	AVG	26	0	25/29.4 (MCS11)	-6.83	-7.00	-3.90	3.02	-0.88	24.00	-24.88
		SDM	AVG	26	8	25/29.4 (MCS11)	-6.95	-6.75	-3.84	3.02	-0.82	24.00	-24.82
		SDM	AVG	26	17	25/29.4 (MCS11)	-6.83	-6.80	-3.80	3.02	-0.78	24.00	-24.78
6525	115	SDM	AVG	26	0	25/29.4 (MCS11)	-6.81	-6.99	-3.89	1.93	-1.96	24.00	-25.96
		SDM	AVG	26	8	25/29.4 (MCS11)	-6.97	-6.90	-3.92	1.93	-1.99	24.00	-25.99
		SDM	AVG	26	17	25/29.4 (MCS11)	-6.79	-7.00	-3.88	1.93	-1.95	24.00	-25.95
6565	123	SDM	AVG	26	0	25/29.4 (MCS11)	-6.68	-6.50	-3.58	1.93	-1.65	24.00	-25.65
		SDM	AVG	26	8	25/29.4 (MCS11)	-6.58	-6.55	-3.55	1.93	-1.62	24.00	-25.62
		SDM	AVG	26	17	25/29.4 (MCS11)	-6.64	-6.58	-3.60	1.93	-1.67	24.00	-25.67
6725	155	SDM	AVG	26	0	25/29.4 (MCS11)	-6.58	-6.53	-3.54	2.15	-1.39	24.00	-25.39
		SDM	AVG	26	8	25/29.4 (MCS11)	-6.56	-6.54	-3.54	2.15	-1.39	24.00	-25.39
		SDM	AVG	26	17	25/29.4 (MCS11)	-6.59	-6.54	-3.55	2.15	-1.40	24.00	-25.40
6845	179	SDM	AVG	26	0	25/29.4 (MCS11)	-6.75	-6.72	-3.72	2.46	-1.26	24.00	-25.26
		SDM	AVG	26	8	25/29.4 (MCS11)	-6.53	-6.73	-3.62	2.46	-1.16	24.00	-25.16
		SDM	AVG	26	17	25/29.4 (MCS11)	-6.56	-6.75	-3.64	2.46	-1.18	24.00	-25.18
6885	187	SDM	AVG	26	0	25/29.4 (MCS11)	-6.70	-6.75	-3.71	2.46	-1.25	24.00	-25.25
		SDM	AVG	26	8	25/29.4 (MCS11)	-6.56	-6.61	-3.57	2.46	-1.11	24.00	-25.11
		SDM	AVG	26	17	25/29.4 (MCS11)	-6.68	-6.70	-3.68	2.46	-1.22	24.00	-25.22
6965	203	SDM	AVG	26	0	25/29.4 (MCS11)	-5.65	-5.60	-2.61	1.90	-0.71	24.00	-24.71
		SDM	AVG	26	8	25/29.4 (MCS11)	-5.54	-5.72	-2.62	1.90	-0.72	24.00	-24.72
		SDM	AVG	26	17	25/29.4 (MCS11)	-5.71	-5.58	-2.63	1.90	-0.73	24.00	-24.73
7085	227	SDM	AVG	26	0	25/29.4 (MCS11)	-5.67	-5.58	-2.61	1.60	-1.01	24.00	-25.01
		SDM	AVG	26	8	25/29.4 (MCS11)	-5.73	-5.53	-2.62	1.60	-1.02	24.00	-25.02
		SDM	AVG	26	17	25/29.4 (MCS11)	-5.61	-5.73	-2.66	1.60	-1.06	24.00	-25.06

Table 7-31. SDM 40MHz BW 802.11ax Maximum Conducted Output Power and Max EIRP (RU26)

Frequency [MHz]	Channel	Mode	Detector	RU Size	RU Index	Data Rate [Mbps]	Conducted Powers [dBm]			Ant. Gain [dBi]	Max e.i.r.p. [dBm]	Max e.i.r.p. Limit [dBm]	e.i.r.p. Margin [dB]
							Antenna 5b	Antenna 4a	Summed				
5985	7	SDM	AVG	26	0	25/29.4 (MCS11)	-6.24	-6.09	-3.15	2.41	-0.74	24.00	-24.74
		SDM	AVG	26	18	25/29.4 (MCS11)	-6.14	-6.04	-3.08	2.41	-0.67	24.00	-24.67
		SDM	AVG	26	36	25/29.4 (MCS11)	-6.01	-6.23	-3.11	2.41	-0.70	24.00	-24.70
6225	55	SDM	AVG	26	0	25/29.4 (MCS11)	-6.33	-6.33	-3.32	2.69	-0.63	24.00	-24.63
		SDM	AVG	26	18	25/29.4 (MCS11)	-6.50	-6.39	-3.43	2.69	-0.74	24.00	-24.74
		SDM	AVG	26	36	25/29.4 (MCS11)	-6.31	-6.50	-3.39	2.69	-0.70	24.00	-24.70
6385	87	SDM	AVG	26	0	25/29.4 (MCS11)	-6.52	-6.64	-3.57	2.89	-0.68	24.00	-24.68
		SDM	AVG	26	18	25/29.4 (MCS11)	-6.67	-6.54	-3.59	2.89	-0.70	24.00	-24.70
		SDM	AVG	26	36	25/29.4 (MCS11)	-6.51	-6.73	-3.61	2.89	-0.72	24.00	-24.72
6465	103	SDM	AVG	26	0	25/29.4 (MCS11)	-6.75	-6.94	-3.83	3.02	-0.81	24.00	-24.81
		SDM	AVG	26	18	25/29.4 (MCS11)	-6.79	-6.86	-3.81	3.02	-0.79	24.00	-24.79
		SDM	AVG	26	36	25/29.4 (MCS11)	-6.87	-6.83	-3.84	3.02	-0.82	24.00	-24.82
6545	119	SDM	AVG	26	0	25/29.4 (MCS11)	-6.77	-7.00	-3.87	1.93	-1.94	24.00	-25.94
		SDM	AVG	26	18	25/29.4 (MCS11)	-6.88	-6.86	-3.86	1.93	-1.93	24.00	-25.93
		SDM	AVG	26	36	25/29.4 (MCS11)	-6.77	-6.89	-3.82	1.93	-1.89	24.00	-25.89
6705	151	SDM	AVG	26	0	25/29.4 (MCS11)	-6.74	-6.73	-3.72	2.20	-1.52	24.00	-25.52
		SDM	AVG	26	18	25/29.4 (MCS11)	-6.60	-6.73	-3.65	2.20	-1.45	24.00	-25.45
		SDM	AVG	26	36	25/29.4 (MCS11)	-6.67	-6.67	-3.66	2.20	-1.46	24.00	-25.46
6865	183	SDM	AVG	26	0	25/29.4 (MCS11)	-6.61	-6.56	-3.57	2.46	-1.11	24.00	-25.11
		SDM	AVG	26	18	25/29.4 (MCS11)	-6.67	-6.63	-3.64	2.46	-1.18	24.00	-25.18
		SDM	AVG	26	36	25/29.4 (MCS11)	-6.74	-6.67	-3.69	2.46	-1.23	24.00	-25.23
6945	199	SDM	AVG	26	0	25/29.4 (MCS11)	-5.65	-5.58	-2.60	1.90	-0.70	24.00	-24.70
		SDM	AVG	26	18	25/29.4 (MCS11)	-5.71	-5.64	-2.66	1.90	-0.76	24.00	-24.76
		SDM	AVG	26	36	25/29.4 (MCS11)	-5.62	-5.57	-2.58	1.90	-0.68	24.00	-24.68
7025	215	SDM	AVG	26	0	25/29.4 (MCS11)	-5.67	-5.62	-2.63	1.60	-1.03	24.00	-25.03
		SDM	AVG	26	18	25/29.4 (MCS11)	-5.56	-5.71	-2.62	1.60	-1.02	24.00	-25.02
		SDM	AVG	26	36	25/29.4 (MCS11)	-5.60	-5.64	-2.61	1.60	-1.01	24.00	-25.01

Table 7-32. SDM 80MHz BW 802.11ax Maximum Conducted Output Power and Max EIRP (RU26)

FCC ID: BCGA2435 IC: 579C-A2435		MEASUREMENT REPORT (CERTIFICATION)	Approved by: Technical Manager
Test Report S/N: 1C2205090025-22-R3.BCG	Test Dates: 05/27/2022 - 9/12/2022	EUT Type: Tablet Device	Page 58 of 323

5GHz (160MHz Bandwidth)	Frequency [MHz]	Channel	Mode	Detector	RU Size	RU Index	Data Rate [Mbps]	Conducted Powers [dBm]			Ant. Gain [dBi]	Max e.i.r.p. [dBm]	Max e.i.r.p. Limit [dBm]	e.i.r.p. Margin [dB]
								Antenna 5b	Antenna 4a	Summed				
6025	15	SDM	AVG	26	0	25/29.4 (MCS11)	-6.16	-6.07	-3.10	2.13	-0.97	24.00	-24.97	
		SDM	AVG	26	18	25/29.4 (MCS11)	-6.18	-6.24	-3.20	2.13	-1.07	24.00	-25.07	
		SDM	AVG	26	36	25/29.4 (MCS11)	-6.00	-6.20	-3.09	2.13	-0.96	24.00	-24.96	
6185	47	SDM	AVG	26	0	25/29.4 (MCS11)	-6.33	-6.50	-3.40	2.21	-1.19	24.00	-25.19	
		SDM	AVG	26	18	25/29.4 (MCS11)	-6.48	-6.36	-3.41	2.21	-1.20	24.00	-25.20	
		SDM	AVG	26	36	25/29.4 (MCS11)	-6.25	-6.39	-3.31	2.21	-1.10	24.00	-25.10	
6345	79	SDM	AVG	26	0	25/29.4 (MCS11)	-6.68	-6.72	-3.69	2.89	-0.80	24.00	-24.80	
		SDM	AVG	26	18	25/29.4 (MCS11)	-6.68	-6.75	-3.70	2.89	-0.81	24.00	-24.81	
		SDM	AVG	26	36	25/29.4 (MCS11)	-6.55	-6.61	-3.57	2.89	-0.68	24.00	-24.68	
6505	111	SDM	AVG	26	0	25/29.4 (MCS11)	-6.88	-6.75	-3.80	1.93	-1.87	24.00	-25.87	
		SDM	AVG	26	18	25/29.4 (MCS11)	-6.92	-6.83	-3.86	1.93	-1.93	24.00	-25.93	
		SDM	AVG	26	36	25/29.4 (MCS11)	-6.89	-6.99	-3.93	1.93	-2.00	24.00	-26.00	
6665	143	SDM	AVG	26	0	25/29.4 (MCS11)	-6.69	-6.50	-3.58	2.20	-1.38	24.00	-25.38	
		SDM	AVG	26	18	25/29.4 (MCS11)	-6.71	-6.60	-3.64	2.20	-1.44	24.00	-25.44	
		SDM	AVG	26	36	25/29.4 (MCS11)	-6.55	-6.66	-3.59	2.20	-1.39	24.00	-25.39	
6825	175	SDM	AVG	26	0	25/29.4 (MCS11)	-6.66	-6.57	-3.60	2.46	-1.14	24.00	-25.14	
		SDM	AVG	26	18	25/29.4 (MCS11)	-6.72	-6.53	-3.61	2.46	-1.15	24.00	-25.15	
		SDM	AVG	26	36	25/29.4 (MCS11)	-6.70	-6.61	-3.64	2.46	-1.18	24.00	-25.18	
6985	207	SDM	AVG	26	0	25/29.4 (MCS11)	-5.75	-5.71	-2.72	1.90	-0.82	24.00	-24.82	
		SDM	AVG	26	18	25/29.4 (MCS11)	-5.70	-5.69	-2.68	1.90	-0.78	24.00	-24.78	
		SDM	AVG	26	36	25/29.4 (MCS11)	-5.71	-5.67	-2.68	1.90	-0.78	24.00	-24.78	

Table 7-33. SDM 160MHz BW 802.11ax Maximum Conducted Output Power and Max EIRP (RU26)

5GHz (20MHz Bandwidth)	Frequency [MHz]	Channel	Mode	Detector	RU Size	RU Index	Data Rate [Mbps]	Conducted Powers [dBm]			Ant. Gain [dBi]	Max e.i.r.p. [dBm]	Max e.i.r.p. Limit [dBm]	e.i.r.p. Margin [dB]
								Antenna 5b	Antenna 4a	Summed				
5955	1	SDM	AVG	106	53	106.3/125 (MCS11)	-0.20	-0.12	2.85	2.41	5.26	24.00	-18.74	
		SDM	AVG	106	54	106.3/125 (MCS11)	-0.06	-0.17	2.90	2.41	5.31	24.00	-18.69	
6175	45	SDM	AVG	106	53	106.3/125 (MCS11)	-0.42	-0.48	2.56	2.21	4.77	24.00	-19.23	
		SDM	AVG	106	54	106.3/125 (MCS11)	-0.46	-0.33	2.62	2.21	4.83	24.00	-19.17	
6415	93	SDM	AVG	106	53	106.3/125 (MCS11)	-0.56	-0.50	2.48	3.02	5.50	24.00	-18.50	
		SDM	AVG	106	54	106.3/125 (MCS11)	-0.51	-0.50	2.51	3.02	5.53	24.00	-18.47	
6435	97	SDM	AVG	106	53	106.3/125 (MCS11)	-0.84	-0.77	2.21	3.02	5.23	24.00	-18.77	
		SDM	AVG	106	54	106.3/125 (MCS11)	-0.96	-0.90	2.08	3.02	5.10	24.00	-18.90	
6475	105	SDM	AVG	106	53	106.3/125 (MCS11)	-0.76	-0.97	2.15	3.02	5.17	24.00	-18.83	
		SDM	AVG	106	54	106.3/125 (MCS11)	-0.96	-0.97	2.05	3.02	5.07	24.00	-18.93	
6515	113	SDM	AVG	106	53	106.3/125 (MCS11)	-0.77	-1.00	2.13	1.93	4.06	24.00	-19.94	
		SDM	AVG	106	54	106.3/125 (MCS11)	-0.92	-0.89	2.11	1.93	4.04	24.00	-19.96	
6535	117	SDM	AVG	106	53	106.3/125 (MCS11)	-0.55	-0.52	2.48	1.93	4.41	24.00	-19.59	
		SDM	AVG	106	54	106.3/125 (MCS11)	-0.63	-0.59	2.40	1.93	4.33	24.00	-19.67	
6695	149	SDM	AVG	106	53	106.3/125 (MCS11)	-0.68	-0.52	2.41	2.20	4.61	24.00	-19.39	
		SDM	AVG	106	54	106.3/125 (MCS11)	-0.69	-0.66	2.34	2.20	4.54	24.00	-19.46	
6875	185	SDM	AVG	106	53	106.3/125 (MCS11)	-0.60	-0.53	2.45	2.46	4.91	24.00	-19.09	
		SDM	AVG	106	54	106.3/125 (MCS11)	-0.69	-0.60	2.37	2.46	4.83	24.00	-19.17	
6895	189	SDM	AVG	106	53	106.3/125 (MCS11)	0.37	0.49	3.44	2.46	5.90	24.00	-18.10	
		SDM	AVG	106	54	106.3/125 (MCS11)	0.30	0.42	3.37	2.46	5.83	24.00	-18.17	
6995	209	SDM	AVG	106	53	106.3/125 (MCS11)	0.27	0.38	3.34	1.90	5.24	24.00	-18.76	
		SDM	AVG	106	54	106.3/125 (MCS11)	0.38	0.43	3.42	1.90	5.32	24.00	-18.68	
7095	229	SDM	AVG	106	53	106.3/125 (MCS11)	0.29	0.33	3.32	1.60	4.92	24.00	-19.08	
		SDM	AVG	106	54	106.3/125 (MCS11)	0.41	0.37	3.40	1.60	5.00	24.00	-19.00	

Table 7-34. SDM 20MHz BW 802.11ax Maximum Conducted Output Power and Max EIRP (Highest Power Among Partially-Loaded RU's)

FCC ID: BCGA2435 IC: 579C-A2435		MEASUREMENT REPORT (CERTIFICATION)	Approved by: Technical Manager
Test Report S/N: 1C2205090025-22-R3.BCG	Test Dates: 05/27/2022 - 9/12/2022	EUT Type: Tablet Device	Page 59 of 323

5GHz (40MHz Bandwidth)	Frequency [MHz]	Channel	Mode	Detector	RU Size	RU Index	Data Rate [Mbps]	Conducted Powers [dBm]			Ant. Gain [dBi]	Max e.i.r.p. [dBm]	Max e.i.r.p. Limit [dBm]	e.i.r.p. Margin [dB]
								Antenna 5b	Antenna 4a	Summed				
								5965	3	SDM				
		SDM	AVG	242	62	243.8/286.8 (MCS11)	1.81	1.99	4.91	2.41	7.32	24.00	-16.68	
		SDM	AVG	242	61	243.8/286.8 (MCS11)	1.75	1.97	4.87	2.69	7.56	24.00	-16.44	
		SDM	AVG	242	62	243.8/286.8 (MCS11)	1.82	2.00	4.92	2.69	7.61	24.00	-16.39	
		SDM	AVG	242	61	243.8/286.8 (MCS11)	1.39	1.42	4.42	2.89	7.31	24.00	-16.69	
		SDM	AVG	242	62	243.8/286.8 (MCS11)	1.25	1.50	4.39	2.89	7.28	24.00	-16.72	
		SDM	AVG	242	61	243.8/286.8 (MCS11)	1.29	1.33	4.32	3.02	7.34	24.00	-16.66	
		SDM	AVG	242	62	243.8/286.8 (MCS11)	1.29	1.36	4.34	3.02	7.36	24.00	-16.64	
		SDM	AVG	242	61	243.8/286.8 (MCS11)	1.14	1.06	4.11	3.02	7.13	24.00	-16.87	
		SDM	AVG	242	62	243.8/286.8 (MCS11)	1.06	1.04	4.06	3.02	7.08	24.00	-16.92	
		SDM	AVG	242	61	243.8/286.8 (MCS11)	1.24	1.16	4.21	1.93	6.14	24.00	-17.86	
		SDM	AVG	242	62	243.8/286.8 (MCS11)	1.20	1.17	4.20	1.93	6.13	24.00	-17.87	
		SDM	AVG	242	61	243.8/286.8 (MCS11)	1.19	1.07	4.14	1.93	6.07	24.00	-17.93	
		SDM	AVG	242	62	243.8/286.8 (MCS11)	1.15	1.13	4.15	1.93	6.08	24.00	-17.92	
		SDM	AVG	242	61	243.8/286.8 (MCS11)	1.13	1.03	4.09	2.15	6.24	24.00	-17.76	
		SDM	AVG	242	62	243.8/286.8 (MCS11)	1.08	1.06	4.08	2.15	6.23	24.00	-17.77	
		SDM	AVG	242	61	243.8/286.8 (MCS11)	1.31	1.33	4.33	2.46	6.79	24.00	-17.21	
		SDM	AVG	242	62	243.8/286.8 (MCS11)	1.48	1.27	4.39	2.46	6.85	24.00	-17.15	
		SDM	AVG	242	61	243.8/286.8 (MCS11)	1.27	1.35	4.32	2.46	6.78	24.00	-17.22	
		SDM	AVG	242	62	243.8/286.8 (MCS11)	1.30	1.45	4.39	2.46	6.85	24.00	-17.15	
		SDM	AVG	242	61	243.8/286.8 (MCS11)	1.36	1.50	4.44	1.90	6.34	24.00	-17.66	
		SDM	AVG	242	62	243.8/286.8 (MCS11)	1.45	1.30	4.39	1.90	6.29	24.00	-17.71	
		SDM	AVG	242	61	243.8/286.8 (MCS11)	2.35	2.31	5.34	1.60	6.94	24.00	-17.06	
		SDM	AVG	242	62	243.8/286.8 (MCS11)	2.26	2.48	5.38	1.60	6.98	24.00	-17.02	

Table 7-35. SDM 40MHz BW 802.11ax Maximum Conducted Output Power and Max EIRP (Highest Power Among Partially-Loaded RU's)

5GHz (80MHz Bandwidth)	Frequency [MHz]	Channel	Mode	Detector	RU Size	RU Index	Data Rate [Mbps]	Conducted Powers [dBm]			Ant. Gain [dBi]	Max e.i.r.p. [dBm]	Max e.i.r.p. Limit [dBm]	e.i.r.p. Margin [dB]
								Antenna 5b	Antenna 4a	Summed				
								5985	7	SDM				
		SDM	AVG	484	66	487.5/573.5 (MCS11)	4.90	4.82	7.87	2.41	10.28	24.00	-13.72	
		SDM	AVG	484	65	487.5/573.5 (MCS11)	4.73	4.54	7.65	2.69	10.34	24.00	-13.66	
		SDM	AVG	484	66	487.5/573.5 (MCS11)	4.65	4.58	7.63	2.69	10.32	24.00	-13.68	
		SDM	AVG	484	65	487.5/573.5 (MCS11)	4.48	4.36	7.43	2.89	10.32	24.00	-13.68	
		SDM	AVG	484	66	487.5/573.5 (MCS11)	4.33	4.32	7.34	2.89	10.23	24.00	-13.77	
		SDM	AVG	484	65	487.5/573.5 (MCS11)	4.00	4.15	7.09	3.02	10.11	24.00	-13.89	
		SDM	AVG	484	66	487.5/573.5 (MCS11)	4.00	4.10	7.06	3.02	10.08	24.00	-13.92	
		SDM	AVG	484	65	487.5/573.5 (MCS11)	4.10	4.11	7.12	1.93	9.05	24.00	-14.95	
		SDM	AVG	484	66	487.5/573.5 (MCS11)	4.13	4.02	7.09	1.93	9.02	24.00	-14.98	
		SDM	AVG	484	65	487.5/573.5 (MCS11)	4.36	4.48	7.43	2.20	9.63	24.00	-14.37	
		SDM	AVG	484	66	487.5/573.5 (MCS11)	4.30	4.36	7.34	2.20	9.54	24.00	-14.46	
		SDM	AVG	484	65	487.5/573.5 (MCS11)	4.50	4.30	7.41	2.46	9.87	24.00	-14.13	
		SDM	AVG	484	66	487.5/573.5 (MCS11)	4.29	4.38	7.35	2.46	9.81	24.00	-14.19	
		SDM	AVG	484	65	487.5/573.5 (MCS11)	5.41	5.43	8.43	1.90	10.33	24.00	-13.67	
		SDM	AVG	484	66	487.5/573.5 (MCS11)	5.34	5.32	8.34	1.90	10.24	24.00	-13.76	
		SDM	AVG	484	65	487.5/573.5 (MCS11)	5.34	5.40	8.38	1.60	9.98	24.00	-14.02	
		SDM	AVG	484	66	487.5/573.5 (MCS11)	5.27	5.35	8.32	1.60	9.92	24.00	-14.08	

Table 7-36. SDM 80MHz BW 802.11ax Maximum Conducted Output Power and Max EIRP (Highest Power Among Partially-Loaded RU's)

5GHz (160MHz Bandwidth)	Frequency [MHz]	Channel	Mode	Detector	RU Size	RU Index	Data Rate [Mbps]	Conducted Powers [dBm]			Ant. Gain [dBi]	Max e.i.r.p. [dBm]	Max e.i.r.p. Limit [dBm]	e.i.r.p. Margin [dB]
								Antenna 5b	Antenna 4a	Summed				
								6025	15	SDM				
		SDM	AVG	996	67 (H)	1020.8/1201 (MCS11)	7.79	7.91	10.86	2.13	12.99	24.00	-11.01	
		SDM	AVG	996	67 (L)	1020.8/1201 (MCS11)	7.56	7.65	10.62	2.21	12.83	24.00	-11.17	
		SDM	AVG	996	67 (H)	1020.8/1201 (MCS11)	7.64	7.61	10.64	2.21	12.85	24.00	-11.15	
		SDM	AVG	996	67 (L)	1020.8/1201 (MCS11)	7.29	7.49	10.40	2.89	13.29	24.00	-10.71	
		SDM	AVG	996	67 (H)	1020.8/1201 (MCS11)	7.41	7.46	10.45	2.89	13.34	25.00	-11.66	
		SDM	AVG	996	67 (L)	1020.8/1201 (MCS11)	7.22	7.22	10.23	1.93	12.16	26.00	-13.84	
		SDM	AVG	996	67 (H)	1020.8/1201 (MCS11)	7.10	7.24	10.18	1.93	12.11	27.00	-14.89	
		SDM	AVG	996	67 (L)	1020.8/1201 (MCS11)	7.32	7.28	10.31	2.20	12.51	28.00	-15.49	
		SDM	AVG	996	67 (H)	1020.8/1201 (MCS11)	7.29	7.46	10.39	2.20	12.59	29.00	-16.41	
		SDM	AVG	996	67 (L)	1020.8/1201 (MCS11)	7.45	7.25	10.36	2.46	12.82	30.00	-17.18	
		SDM	AVG	996	67 (H)	1020.8/1201 (MCS11)	7.25	7.45	10.36	2.46	12.82	31.00	-18.18	
		SDM	AVG	996	67 (L)	1020.8/1201 (MCS11)	8.49	8.39	11.45	1.90	13.35	24.00	-10.65	
		SDM	AVG	996	67 (H)	1020.8/1201 (MCS11)	8.37	8.36	11.38	1.90	13.28	24.00	-10.72	

Table 7-37. SDM 160MHz BW 802.11ax Maximum Conducted Output Power and Max EIRP (Highest Power Among Partially-Loaded RU's)

FCC ID: BCGA2435 IC: 579C-A2435		MEASUREMENT REPORT (CERTIFICATION)	Approved by: Technical Manager
Test Report S/N: 1C2205090025-22-R3.BCG	Test Dates: 05/27/2022 - 9/12/2022	EUT Type: Tablet Device	Page 60 of 323

5GHz (20MHz Bandwidth)	Frequency [MHz]	Channel	Mode	Detector	RU Size	RU Index	Data Rate [Mbps]	Conducted Powers [dBm]			Ant. Gain [dBi]	Max e.i.r.p. [dBm]	Max e.i.r.p. Limit [dBm]	e.i.r.p. Margin [dB]
								Antenna 5b	Antenna 4a	Summed				
	5955	1	SDM	AVG	242	61	243.8/286.8 (MCS11)	1.98	1.87	4.94	2.41	7.35	24.00	-16.65
	6175	45	SDM	AVG	242	61	243.8/286.8 (MCS11)	1.53	1.74	4.65	2.21	6.86	24.00	-17.14
	6415	93	SDM	AVG	242	61	243.8/286.8 (MCS11)	1.37	1.50	4.45	3.02	7.47	24.00	-16.53
	6435	97	SDM	AVG	242	61	243.8/286.8 (MCS11)	1.02	1.24	4.14	3.02	7.16	24.00	-16.84
	6475	105	SDM	AVG	242	61	243.8/286.8 (MCS11)	1.23	1.14	4.20	3.02	7.22	24.00	-16.78
	6515	113	SDM	AVG	242	61	243.8/286.8 (MCS11)	1.11	1.24	4.19	1.93	6.12	24.00	-17.88
	6535	117	SDM	AVG	242	61	243.8/286.8 (MCS11)	1.41	1.29	4.36	1.93	6.29	24.00	-17.71
	6695	149	SDM	AVG	242	61	243.8/286.8 (MCS11)	1.29	1.50	4.41	2.20	6.61	24.00	-17.39
	6875	185	SDM	AVG	242	61	243.8/286.8 (MCS11)	1.42	1.50	4.47	2.46	6.93	24.00	-17.07
	6895	189	SDM	AVG	242	61	243.8/286.8 (MCS11)	2.46	2.39	5.44	2.46	7.90	24.00	-16.10
	6995	209	SDM	AVG	242	61	243.8/286.8 (MCS11)	2.48	2.47	5.49	1.90	7.39	24.00	-16.61
	7095	229	SDM	AVG	242	61	243.8/286.8 (MCS11)	2.48	2.46	5.48	1.60	7.08	24.00	-16.92

Table 7-38. SDM 20MHz BW 802.11ax Maximum Conducted Output Power and Max EIRP (Fully-loaded RU)

5GHz (40MHz Bandwidth)	Frequency [MHz]	Channel	Mode	Detector	RU Size	RU Index	Data Rate [Mbps]	Conducted Powers [dBm]			Ant. Gain [dBi]	Max e.i.r.p. [dBm]	Max e.i.r.p. Limit [dBm]	e.i.r.p. Margin [dB]
								Antenna 5b	Antenna 4a	Summed				
	5965	3	SDM	AVG	484	65	487.5/573.5 (MCS11)	4.89	4.87	7.89	2.41	10.30	24.00	-13.70
	6205	51	SDM	AVG	484	65	487.5/573.5 (MCS11)	4.69	4.58	7.65	2.69	10.34	24.00	-13.66
	6405	91	SDM	AVG	484	65	487.5/573.5 (MCS11)	4.42	4.48	7.46	2.89	10.35	24.00	-13.65
	6445	99	SDM	AVG	484	65	487.5/573.5 (MCS11)	4.23	4.13	7.19	3.02	10.21	24.00	-13.79
	6485	107	SDM	AVG	484	65	487.5/573.5 (MCS11)	4.15	4.16	7.17	3.02	10.19	24.00	-13.81
	6525	115	SDM	AVG	484	65	487.5/573.5 (MCS11)	4.13	4.00	7.08	1.93	9.01	24.00	-14.99
	6565	123	SDM	AVG	484	65	487.5/573.5 (MCS11)	4.38	4.45	7.43	1.93	9.36	24.00	-14.64
	6725	155	SDM	AVG	484	65	487.5/573.5 (MCS11)	4.41	4.48	7.46	2.15	9.61	24.00	-14.39
	6845	179	SDM	AVG	484	65	487.5/573.5 (MCS11)	4.48	4.32	7.41	2.46	9.87	24.00	-14.13
	6885	187	SDM	AVG	484	65	487.5/573.5 (MCS11)	4.38	4.29	7.35	2.46	9.81	24.00	-14.19
	6965	203	SDM	AVG	484	65	487.5/573.5 (MCS11)	5.27	5.43	8.36	1.90	10.26	24.00	-13.74
	7085	227	SDM	AVG	484	65	487.5/573.5 (MCS11)	5.50	5.34	8.43	1.60	10.03	24.00	-13.97

Table 7-39. SDM 40MHz BW 802.11ax Maximum Conducted Output Power and Max EIRP (Fully-loaded RU)

5GHz (80MHz Bandwidth)	Frequency [MHz]	Channel	Mode	Detector	RU Size	RU Index	Data Rate [Mbps]	Conducted Powers [dBm]			Ant. Gain [dBi]	Max e.i.r.p. [dBm]	Max e.i.r.p. Limit [dBm]	e.i.r.p. Margin [dB]
								Antenna 5b	Antenna 4a	Summed				
	5985	7	SDM	AVG	996	67	1020.8/1201 (MCS11)	7.82	7.75	10.80	2.41	13.21	24.00	-10.79
	6225	55	SDM	AVG	996	67	1020.8/1201 (MCS11)	7.56	7.53	10.56	2.69	13.25	24.00	-10.75
	6385	87	SDM	AVG	996	67	1020.8/1201 (MCS11)	7.49	7.29	10.40	2.89	13.29	24.00	-10.71
	6465	103	SDM	AVG	996	67	1020.8/1201 (MCS11)	7.22	7.22	10.23	3.02	13.25	24.00	-10.75
	6545	119	SDM	AVG	996	67	1020.8/1201 (MCS11)	7.09	7.21	10.16	1.93	12.09	24.00	-11.91
	6705	151	SDM	AVG	996	67	1020.8/1201 (MCS11)	7.46	7.36	10.42	2.20	12.62	24.00	-11.38
	6865	183	SDM	AVG	996	67	1020.8/1201 (MCS11)	7.46	7.40	10.44	2.46	12.90	24.00	-11.10
	6945	199	SDM	AVG	996	67	1020.8/1201 (MCS11)	8.40	8.27	11.35	1.90	13.25	24.00	-10.75
	7025	215	SDM	AVG	996	67	1020.8/1201 (MCS11)	8.45	8.35	11.41	1.60	13.01	24.00	-10.99

Table 7-40. SDM 80MHz BW 802.11ax Maximum Conducted Output Power and Max EIRP (Fully-loaded RU)

5GHz (160MHz Bandwidth)	Frequency [MHz]	Channel	Mode	Detector	RU Size	RU Index	Data Rate [Mbps]	Conducted Powers [dBm]			Ant. Gain [dBi]	Max e.i.r.p. [dBm]	Max e.i.r.p. Limit [dBm]	e.i.r.p. Margin [dB]
								Antenna 5b	Antenna 4a	Summed				
	6025	15	SDM	AVG	996x2	68	2041.6/2402 (MCS11)	11.39	11.29	14.35	2.13	16.48	24.00	-7.52
	6185	47	SDM	AVG	996x2	68	2041.6/2402 (MCS11)	11.64	11.57	14.62	2.21	16.83	24.00	-7.17
	6345	79	SDM	AVG	996x2	68	2041.6/2402 (MCS11)	11.49	11.35	14.43	2.89	17.32	24.00	-6.68
	6505	111	SDM	AVG	996x2	68	2041.6/2402 (MCS11)	11.13	11.07	14.11	1.93	16.04	24.00	-7.96
	6665	143	SDM	AVG	996x2	68	2041.6/2402 (MCS11)	11.46	11.26	14.37	2.20	16.57	24.00	-7.43
	6825	175	SDM	AVG	996x2	68	2041.6/2402 (MCS11)	11.50	11.46	14.49	2.46	16.95	24.00	-7.05
	6985	207	SDM	AVG	996x2	68	2041.6/2402 (MCS11)	11.90	11.84	14.88	1.90	16.78	24.00	-7.22

Table 7-41. SDM 160MHz BW 802.11ax Maximum Conducted Output Power and Max EIRP (Fully-loaded RU)

FCC ID: BCGA2435 IC: 579C-A2435		MEASUREMENT REPORT (CERTIFICATION)	Approved by: Technical Manager
Test Report S/N: 1C2205090025-22-R3.BCG	Test Dates: 05/27/2022 - 9/12/2022	EUT Type: Tablet Device	Page 61 of 323

Note:

Per ANSI C63.10-2013 and KDB 662911 v02r01 Section E1), the conducted powers at Antenna 5b and Antenna 4a were first measured separately during SDM transmission as shown in the section above. The measured values were then summed in linear power units then converted back to dBm.

Per ANSI C63.10-2013 Section 14.4.3, the directional gain is calculated using the following formula, where G_N is the gain of the nth antenna and N_{ANT} , the total number of antennas used.

$$\text{Directional gain} = 10 \log[(10^{G_1/20} + 10^{G_2/20} + \dots + 10^{G_N/20})^2 / N_{ANT}] \text{ dBi}$$

Per ANSI C63.10-2013 Section 14.4.3, the uncorrelated directional gain is calculated using the following formula, where G_N is the gain of the nth antenna and N_{ANT} , the total number of antennas used.

$$\text{Directional gain} = 10 \log[(10^{G_1/10} + 10^{G_2/10} + \dots + 10^{G_N/10}) / N_{ANT}] \text{ dBi}$$

Sample SDM Calculation:

At 5955MHz in 802.11ax (20MHz BW) mode, the average conducted output power was measured to be -6.12 dBm for Antenna 5b and -6.18 dBm for Antenna 4a.

$$\text{Antenna 5b} + \text{Antenna 4a} = \text{SDM}$$

$$(-6.12 \text{ dBm} + -6.18 \text{ dBm}) = (0.244 \text{ mW} + 0.241 \text{ mW}) = 0.485 \text{ mW} = -3.14 \text{ dBm}$$

Sample e.i.r.p. Calculation:

At 5955MHz in 802.11n (20MHz BW) mode, the average MIMO conducted power was calculated to be -3.14 dBm with directional gain of 3.01 dBi.

$$\text{e.i.r.p. (dBm)} = \text{Conducted Power (dBm)} + \text{Ant gain (dBi)}$$

$$-3.14 \text{ dBm} + 2.41 \text{ dBi} = -0.73 \text{ dBm}$$

FCC ID: BCGA2435 IC: 579C-A2435	 MEASUREMENT REPORT (CERTIFICATION)		Approved by: Technical Manager
Test Report S/N: 1C2205090025-22-R3.BCG	Test Dates: 05/27/2022 - 9/12/2022	EUT Type: Tablet Device	Page 62 of 323

7.4 Maximum Power Spectral Density – 802.11ax OFDMA §15.407(a)(8), RSS-248 [4.6.3]

Test Overview and Limit

The spectrum analyzer was connected to the antenna terminal while the EUT was operating at its maximum duty cycle, at its maximum power control level, as defined in ANSI C63.10-2013 and KDB 789033 D02 v02r01, and at the appropriate frequencies. Method SA-1, as defined in ANSI C63.10-2013 and KDB 789033 D02 v02r01, was used to measure the power spectral density.

In the 5.925 – 7.125GHz band, the maximum permissible power spectral density must not exceed -1dBm e.i.r.p in any 1-megahertz band.

Test Procedure Used

ANSI C63.10-2013 – Section 12.3.2.2
KDB 789033 D02 v02r01 – Section F
ANSI C63.10-2013 – Section 14.3.2.2 Measure-and-Sum Technique
KDB 662911 v02r01 – Section E)2) Measure-and-Sum Technique

Test Settings

1. Analyzer was set to the center frequency of the UNII channel under investigation
2. Span was set to encompass the entire emission bandwidth of the signal
3. RBW = 1MHz
4. VBW = 3MHz
5. Number of sweep points $\geq 2 \times (\text{span}/\text{RBW})$
6. Sweep time = auto
7. Detector = power averaging (RMS)
8. Trigger was set to free run for all modes
9. Trace was averaged over 100 sweeps
10. The peak search function of the spectrum analyzer was used to find the peak of the spectrum.

Test Setup

The EUT and measurement equipment were set up as shown in the diagram below.



Figure 7-3. Test Instrument & Measurement Setup

Test Notes

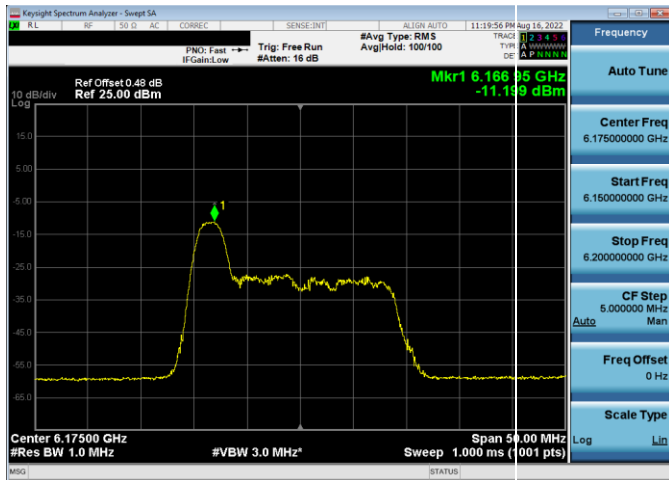
1. All RU's were investigated and only worst case partially loaded and fully loaded RU's were reported.
2. Low, mid, and high channels were tested and tabular data has been reported. Only mid channel psd plots have been reported.

FCC ID: BCGA2435 IC: 579C-A2435		MEASUREMENT REPORT (CERTIFICATION)	Approved by: Technical Manager
Test Report S/N: 1C2205090025-22-R3.BCG	Test Dates: 05/27/2022 - 9/12/2022	EUT Type: Tablet Device	Page 63 of 323

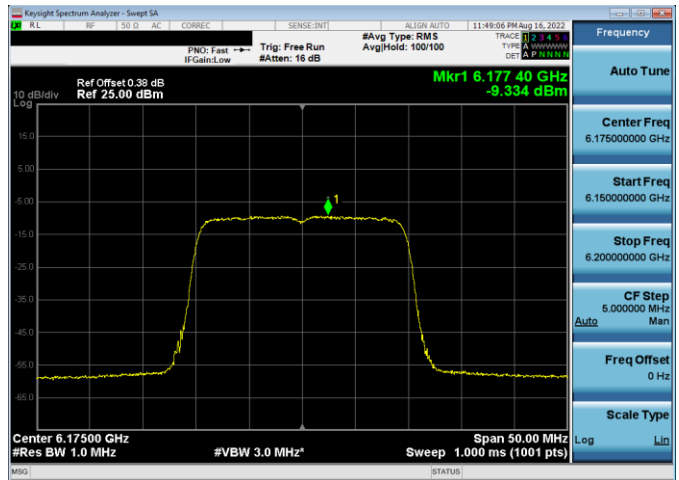
	Frequency [MHz]	Channel	802.11 MODE	RU Size	RU Index	Data Rate [Mbps]	Measured Power Density [dBm/MHz]	Antenna Gain [dBi]	e.i.r.p Density [dBm/MHz]	Max EIRP Density [dBm/MHz]	Margin [dB]
Band 5	5955	1	ax (20MHz)	242	61	243.8/286.8 (MCS11)	-9.25	4.20	-5.05	-1	-4.05
	6175	45	ax (20MHz)	242	61	243.8/286.8 (MCS11)	-9.33	3.90	-5.43	-1	-4.43
	6415	93	ax (20MHz)	242	61	243.8/286.8 (MCS11)	-8.95	4.30	-4.65	-1	-3.65
	5965	3	ax (40MHz)	484	65	487.5/573.5 (MCS11)	-7.38	4.20	-3.18	-1	-2.18
	6165	43	ax (40MHz)	484	65	487.5/573.5 (MCS11)	-8.02	3.90	-4.12	-1	-3.12
	6405	91	ax (40MHz)	484	65	487.5/573.5 (MCS11)	-7.72	4.20	-3.52	-1	-2.52
	5985	7	ax (80MHz)	996	67	1020.8/1201 (MCS11)	-7.50	4.20	-3.30	-1	-2.30
	6145	39	ax (80MHz)	996	67	1020.8/1201 (MCS11)	-7.88	3.90	-3.98	-1	-2.98
	6385	87	ax (80MHz)	996	67	1020.8/1201 (MCS11)	-7.56	4.20	-3.36	-1	-2.36
	6025	15	ax (160MHz)	996x2	68	2041.6/2402 (MCS11)	-6.99	3.90	-3.09	-1	-2.09
6185	47	ax (160MHz)	996x2	68	2041.6/2402 (MCS11)	-6.71	3.90	-2.81	-1	-1.81	
6345	79	ax (160MHz)	996x2	68	2041.6/2402 (MCS11)	-6.63	4.20	-2.43	-1	-1.43	
Band 6	6435	97	ax (20MHz)	242	61	243.8/286.8 (MCS11)	-9.32	4.30	-5.02	-1	-4.02
	6475	105	ax (20MHz)	242	61	243.8/286.8 (MCS11)	-9.18	4.30	-4.88	-1	-3.88
	6515	113	ax (20MHz)	242	61	243.8/286.8 (MCS11)	-9.06	3.40	-5.66	-1	-4.66
	6445	99	ax (40MHz)	484	65	487.5/573.5 (MCS11)	-8.77	4.30	-4.47	-1	-3.47
	6485	107	ax (40MHz)	484	65	487.5/573.5 (MCS11)	-8.72	4.30	-4.42	-1	-3.42
	6525	115	ax (40MHz)	484	65	487.5/573.5 (MCS11)	-8.61	3.40	-5.21	-1	-4.21
	6465	103	ax (80MHz)	996	67	1020.8/1201 (MCS11)	-7.87	4.30	-3.57	-1	-2.57
	6505	111	ax (160MHz)	996x2	68	2041.6/2402 (MCS11)	-6.89	3.40	-3.49	-1	-2.49
	6535	117	ax (20MHz)	242	61	243.8/286.8 (MCS11)	-10.98	3.40	-7.58	-1	-6.58
	6695	149	ax (20MHz)	242	61	243.8/286.8 (MCS11)	-11.72	4.20	-7.52	-1	-6.52
Band 7	6875	185	ax (20MHz)	242	61	243.8/286.8 (MCS11)	-11.35	4.70	-6.65	-1	-5.65
	6565	123	ax (40MHz)	484	65	487.5/573.5 (MCS11)	-7.67	3.40	-4.27	-1	-3.27
	6725	155	ax (40MHz)	484	65	487.5/573.5 (MCS11)	-6.78	4.10	-2.68	-1	-1.68
	6845	179	ax (40MHz)	484	65	487.5/573.5 (MCS11)	-7.03	4.70	-2.33	-1	-1.33
	6545	119	ax (80MHz)	996	67	1020.8/1201 (MCS11)	-8.16	3.40	-4.76	-1	-3.76
	6705	151	ax (80MHz)	996	67	1020.8/1201 (MCS11)	-7.48	4.20	-3.28	-1	-2.28
	6865	183	ax (80MHz)	996	67	1020.8/1201 (MCS11)	-8.32	4.70	-3.62	-1	-2.62
	6665	143	ax (160MHz)	996x2	68	2041.6/2402 (MCS11)	-7.23	4.20	-3.03	-1	-2.03
	6825	175	ax (160MHz)	996x2	68	2041.6/2402 (MCS11)	-7.36	4.70	-2.66	-1	-1.66
	6895	189	ax (20MHz)	242	61	243.8/286.8 (MCS11)	-9.15	4.70	-4.45	-1	-3.45
Band 8	6995	209	ax (20MHz)	242	61	243.8/286.8 (MCS11)	-8.36	4.20	-4.16	-1	-3.16
	7095	229	ax (20MHz)	242	61	243.8/286.8 (MCS11)	-8.36	4.10	-4.26	-1	-3.26
	6885	187	ax (40MHz)	484	65	487.5/573.5 (MCS11)	-8.59	4.70	-3.89	-1	-2.89
	7005	211	ax (40MHz)	484	65	487.5/573.5 (MCS11)	-8.14	4.20	-3.94	-1	-2.94
	7085	227	ax (40MHz)	484	65	487.5/573.5 (MCS11)	-8.54	4.10	-4.44	-1	-3.44
	6945	199	ax (80MHz)	996	67	1020.8/1201 (MCS11)	-7.80	4.20	-3.60	-1	-2.60
	7025	215	ax (80MHz)	996	67	1020.8/1201 (MCS11)	-8.02	4.10	-3.92	-1	-2.92
	6985	207	ax (160MHz)	996x2	68	2041.6/2402 (MCS11)	-7.53	4.20	-3.33	-1	-2.33

Table 7-43. Conducted Bandwidth Measurements Antenna 5b (Fully-loaded RU)

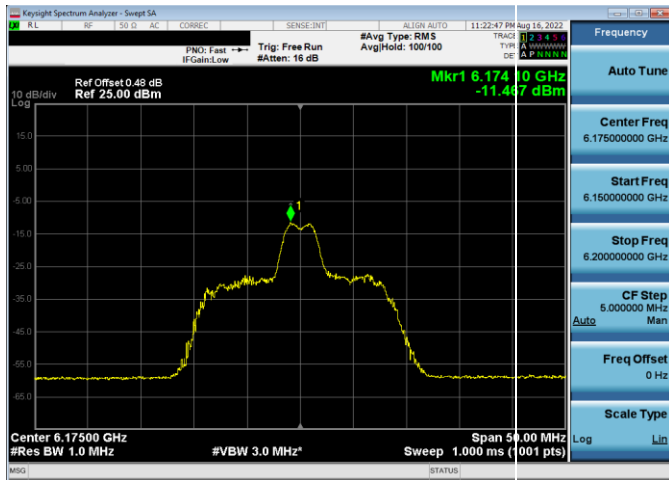
FCC ID: BCGA2435 IC: 579C-A2435		MEASUREMENT REPORT (CERTIFICATION)	Approved by: Technical Manager
Test Report S/N: 1C2205090025-22-R3.BCG	Test Dates: 05/27/2022 - 9/12/2022	EUT Type: Tablet Device	Page 65 of 323



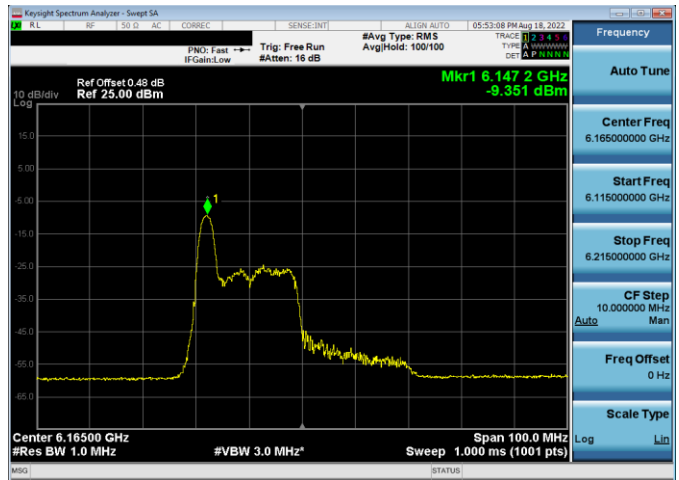
Plot 7-129. Power Spectral Density Plot Antenna 5b (20MHz 802.11ax RU26 (UNII Band 5) – Ch. 45)



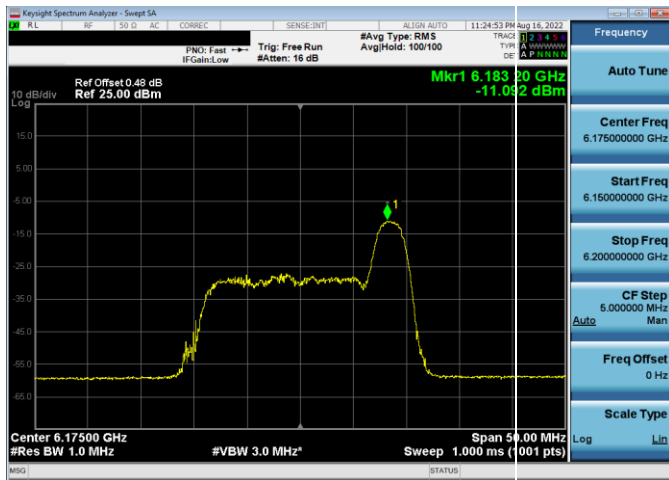
Plot 7-132. Power Spectral Density Plot Antenna 5b (20MHz 802.11ax RU242 (UNII Band 5) – Ch. 45)



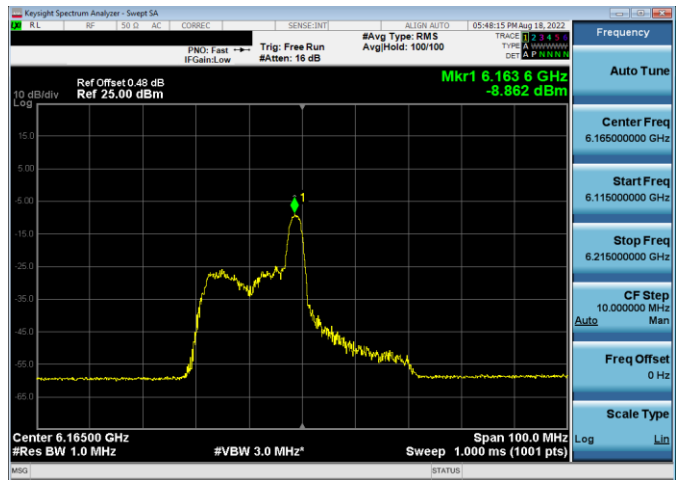
Plot 7-130. Power Spectral Density Plot Antenna 5b (20MHz 802.11ax RU26 (UNII Band 5) – Ch. 45)



Plot 7-133. Power Spectral Density Plot Antenna 5b (40MHz 802.11ax RU26 (UNII Band 5) – Ch. 43)

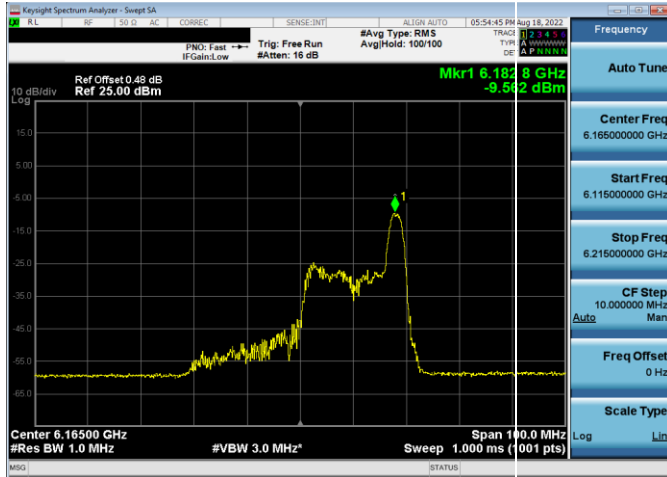


Plot 7-131. Power Spectral Density Plot Antenna 5b (20MHz 802.11ax RU26 (UNII Band 5) – Ch. 45)

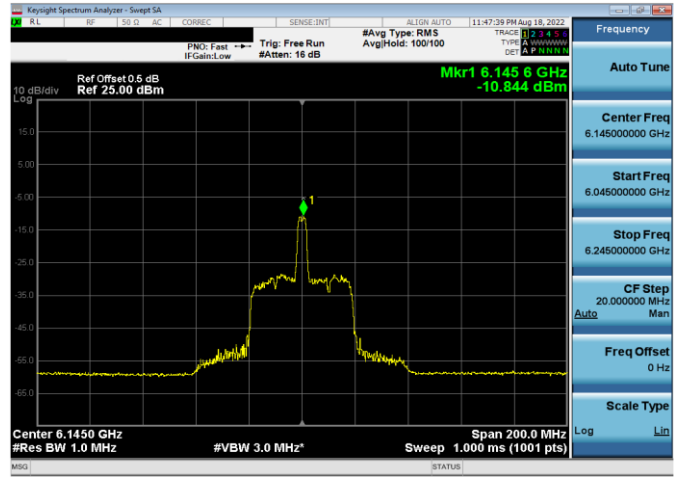


Plot 7-134. Power Spectral Density Plot Antenna 5b (40MHz 802.11ax RU26 (UNII Band 5) – Ch. 43)

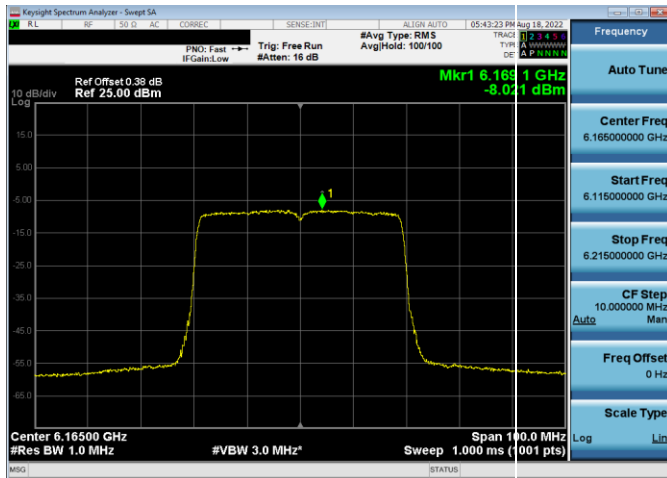
FCC ID: BCGA2435 IC: 579C-A2435		MEASUREMENT REPORT (CERTIFICATION)	Approved by: Technical Manager
Test Report S/N: 1C2205090025-22-R3.BCG	Test Dates: 05/27/2022 - 9/12/2022	EUT Type: Tablet Device	Page 66 of 323



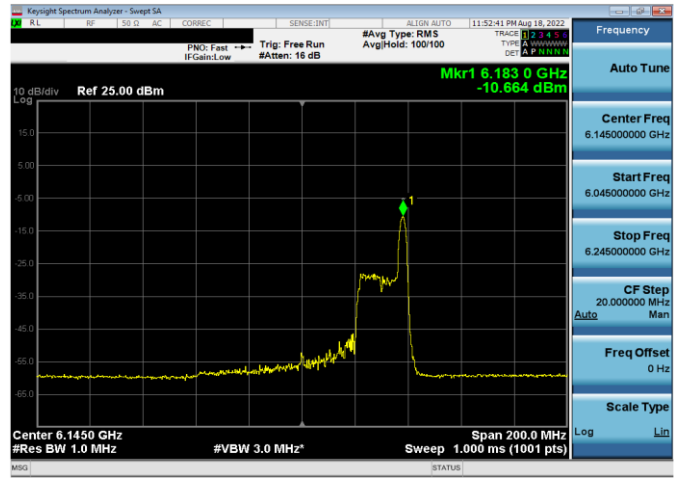
Plot 7-135. Power Spectral Density Plot Antenna 5b (40MHz 802.11ax RU26 (UNII Band 5) – Ch. 43)



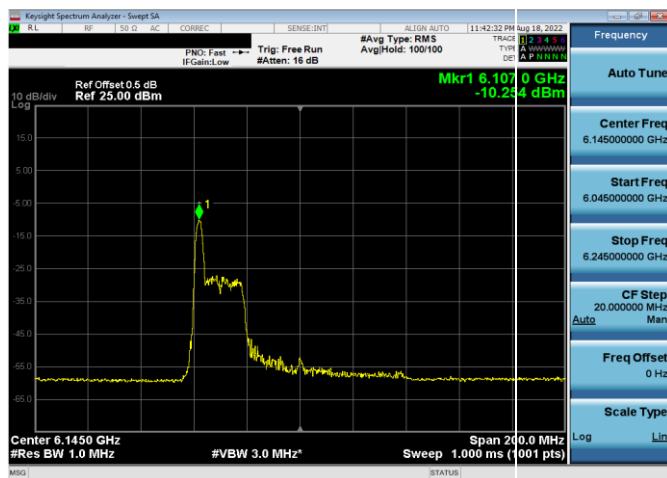
Plot 7-138. Power Spectral Density Plot Antenna 5b (80MHz 802.11ax RU26 (UNII Band 5) – Ch. 39)



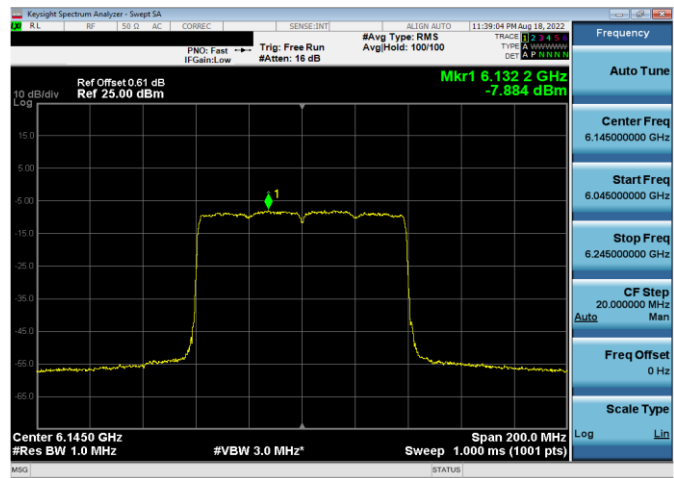
Plot 7-136. Power Spectral Density Plot Antenna 5b (40MHz 802.11ax RU484 (UNII Band 5) – Ch. 43)



Plot 7-139. Power Spectral Density Plot Antenna 5b (80MHz 802.11ax RU26 (UNII Band 5) – Ch. 39)

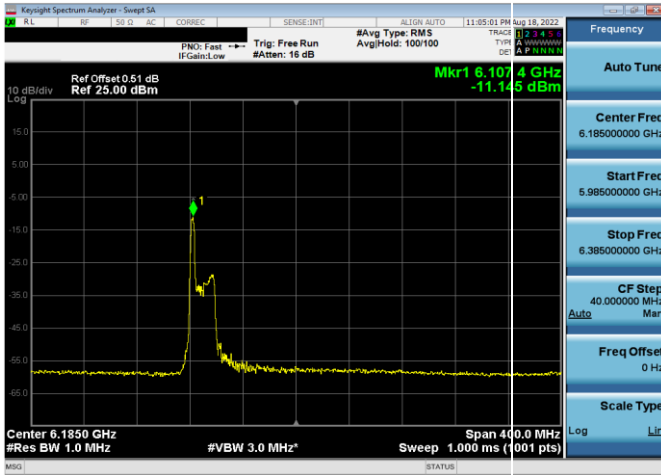


Plot 7-137. Power Spectral Density Plot Antenna 5b (80MHz 802.11ax RU26 (UNII Band 5) – Ch. 39)

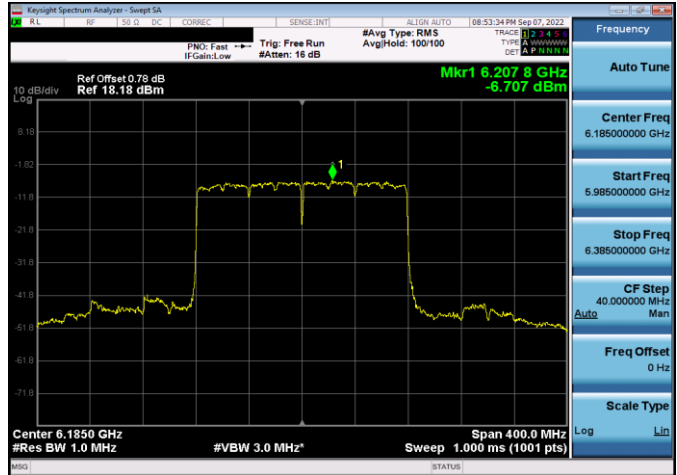


Plot 7-140. Power Spectral Density Plot Antenna 5b (80MHz 802.11ax RU996 (UNII Band 5) – Ch. 39)

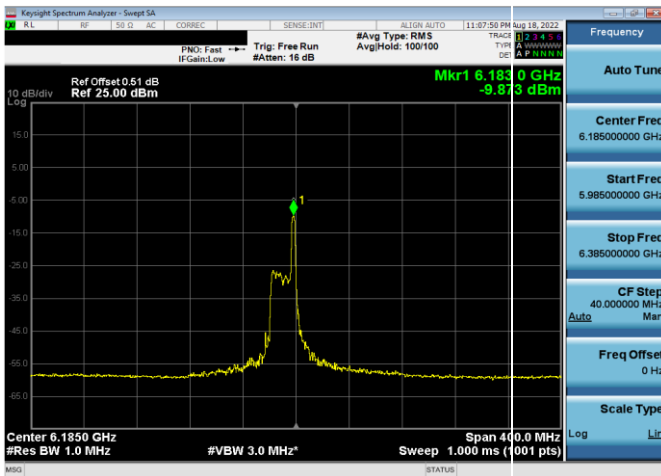
FCC ID: BCGA2435 IC: 579C-A2435		MEASUREMENT REPORT (CERTIFICATION)	Approved by: Technical Manager
Test Report S/N: 1C2205090025-22-R3.BCG	Test Dates: 05/27/2022 - 9/12/2022	EUT Type: Tablet Device	Page 67 of 323



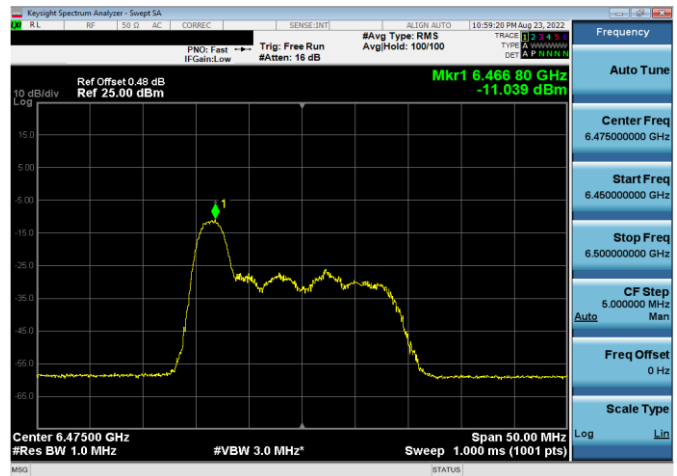
Plot 7-141. Power Spectral Density Plot Antenna 5b (160MHz 802.11ax RU26 (UNII Band 5) – Ch. 47)



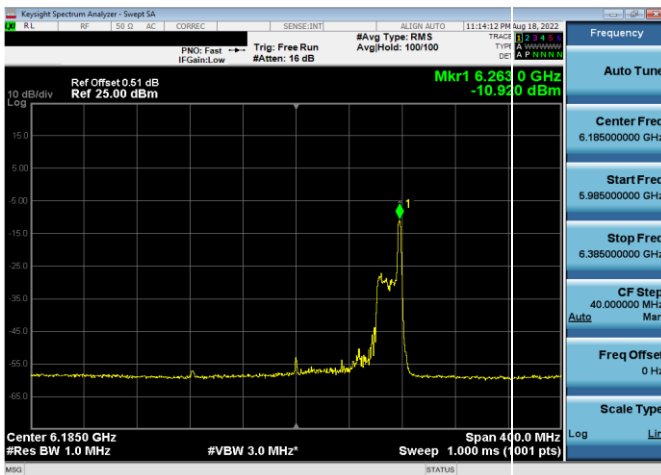
Plot 7-144. Power Spectral Density Plot Antenna 5b (160MHz 802.11ax RU484 (UNII Band 5) – Ch. 47)



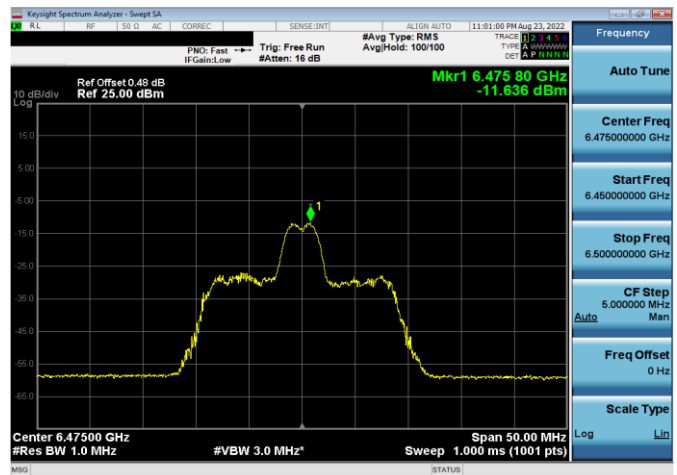
Plot 7-142. Power Spectral Density Plot Antenna 5b (160MHz 802.11ax RU26 (UNII Band 5) – Ch. 47)



Plot 7-145. Power Spectral Density Plot Antenna 5b (20MHz 802.11ax RU26 (UNII Band 6) – Ch. 105)

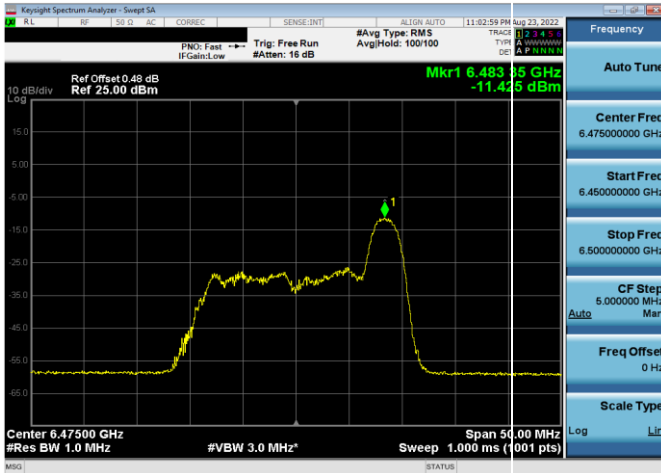


Plot 7-143. Power Spectral Density Plot Antenna 5b (160MHz 802.11ax RU26 (UNII Band 5) – Ch. 47)

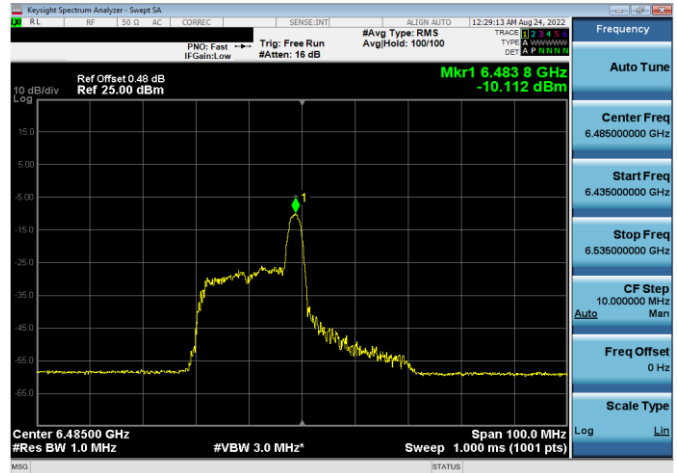


Plot 7-146. Power Spectral Density Plot Antenna 5b (20MHz 802.11ax RU26 (UNII Band 6) – Ch. 105)

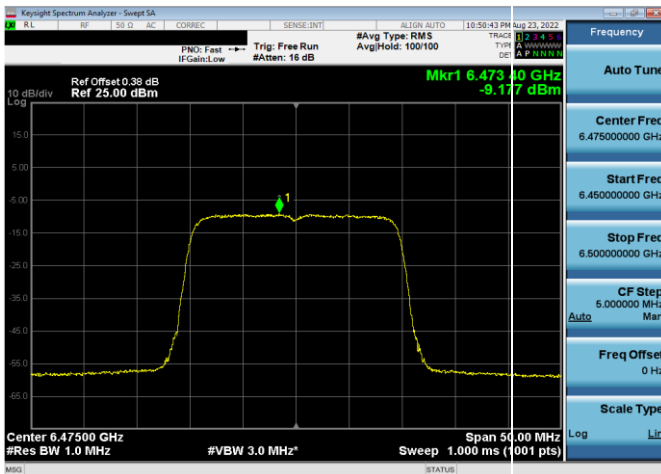
FCC ID: BCGA2435 IC: 579C-A2435		MEASUREMENT REPORT (CERTIFICATION)	Approved by: Technical Manager
Test Report S/N: 1C2205090025-22-R3.BCG	Test Dates: 05/27/2022 - 9/12/2022	EUT Type: Tablet Device	Page 68 of 323



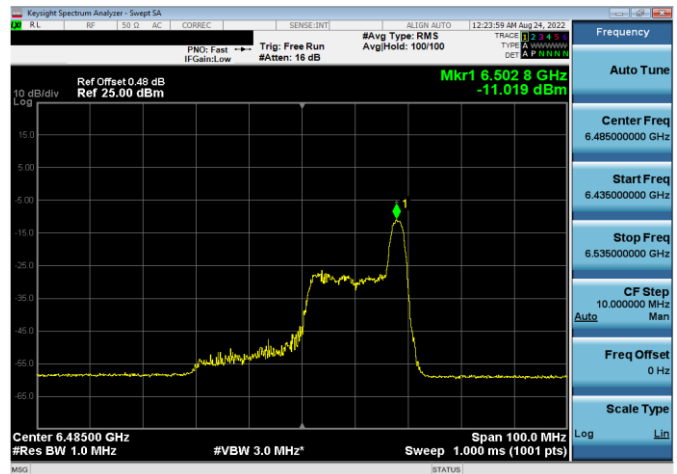
Plot 7-147. Power Spectral Density Plot Antenna 5b (20MHz 802.11ax RU26 (UNII Band 6) – Ch. 105)



Plot 7-150. Power Spectral Density Plot Antenna 5b (40MHz 802.11ax RU26 (UNII Band 6) – Ch. 107)



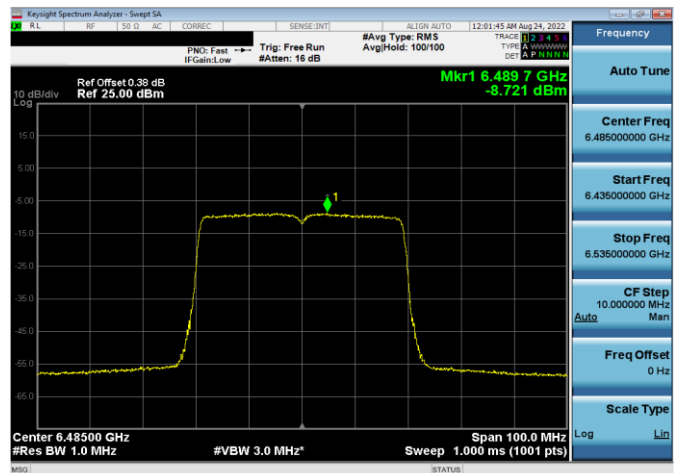
Plot 7-148. Power Spectral Density Plot Antenna 5b (20MHz 802.11ax RU242 (UNII Band 6) – Ch. 105)



Plot 7-151. Power Spectral Density Plot Antenna 5b (40MHz 802.11ax RU26 (UNII Band 6) – Ch. 107)



Plot 7-149. Power Spectral Density Plot Antenna 5b (40MHz 802.11ax RU26 (UNII Band 6) – Ch. 107)

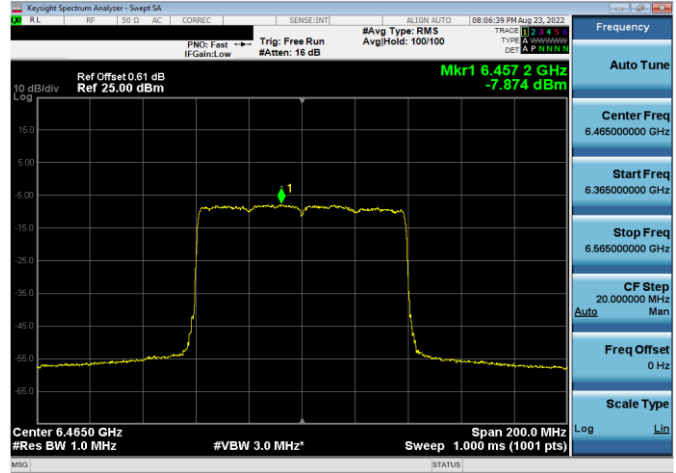


Plot 7-152. Power Spectral Density Plot Antenna 5b (40MHz 802.11ax RU484 (UNII Band 6) – Ch. 107)

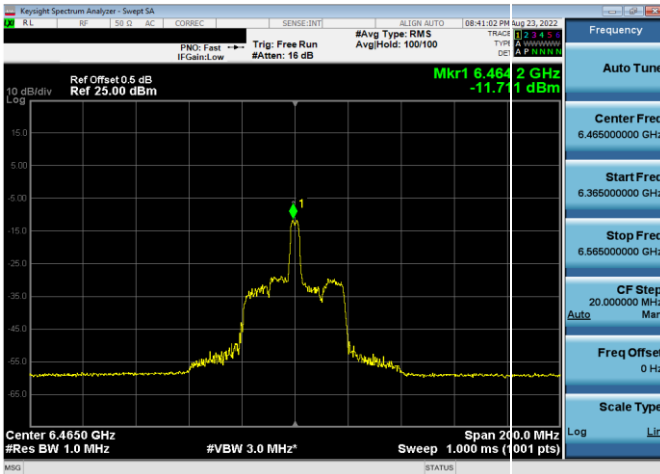
FCC ID: BCGA2435 IC: 579C-A2435		MEASUREMENT REPORT (CERTIFICATION)	Approved by: Technical Manager
Test Report S/N: 1C2205090025-22-R3.BCG	Test Dates: 05/27/2022 - 9/12/2022	EUT Type: Tablet Device	Page 69 of 323



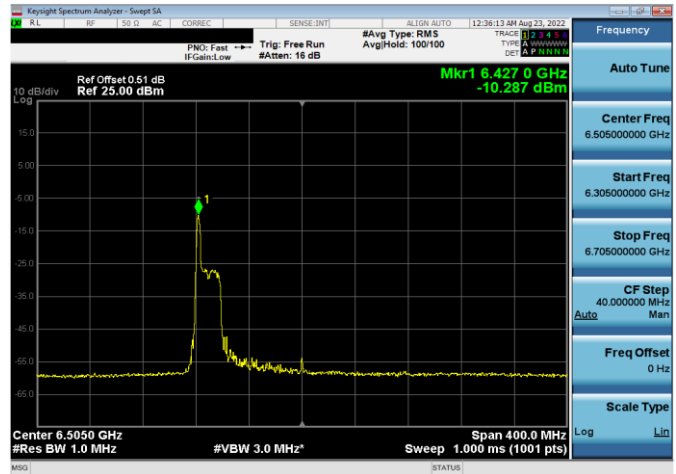
Plot 7-153. Power Spectral Density Plot Antenna 5b (80MHz 802.11ax RU26 (UNII Band 6) – Ch. 103)



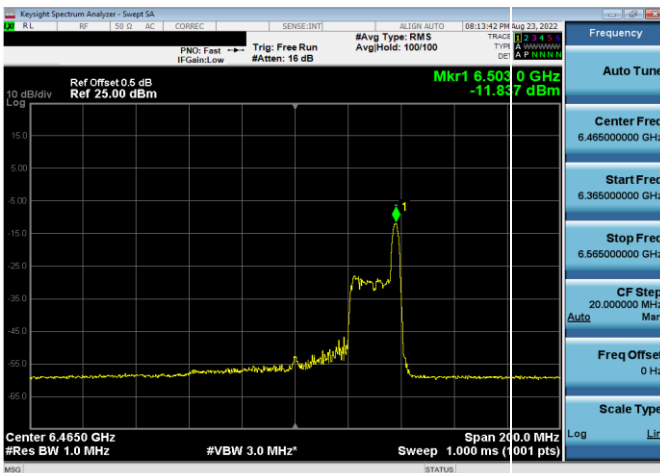
Plot 7-156. Power Spectral Density Plot Antenna 5b (80MHz 802.11ax RU96 (UNII Band 6) – Ch. 103)



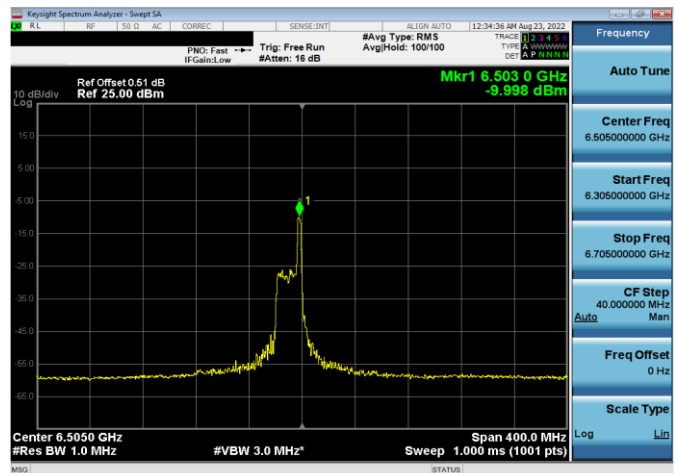
Plot 7-154. Power Spectral Density Plot Antenna 5b (80MHz 802.11ax RU26 (UNII Band 6) – Ch. 103)



Plot 7-157. Power Spectral Density Plot Antenna 5b (160MHz 802.11ax RU26 (UNII Band 6) – Ch. 111)

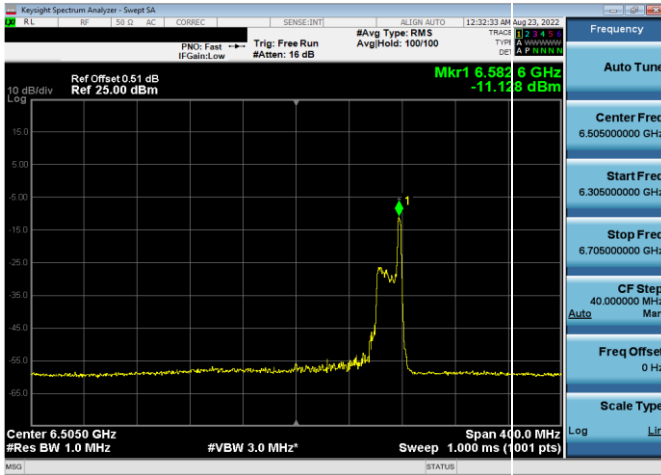


Plot 7-155. Power Spectral Density Plot Antenna 5b (80MHz 802.11ax RU26 (UNII Band 6) – Ch. 103)

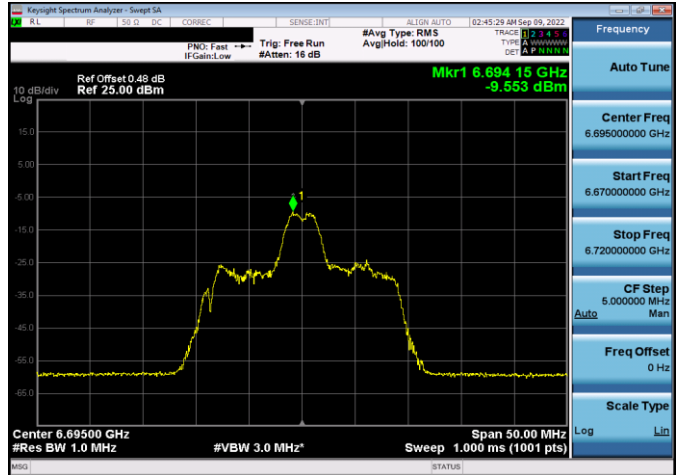


Plot 7-158. Power Spectral Density Plot Antenna 5b (160MHz 802.11ax RU26 (UNII Band 6) – Ch. 111)

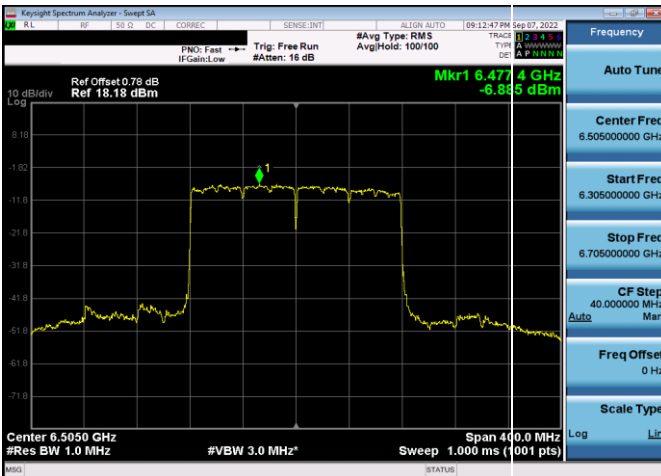
FCC ID: BCGA2435 IC: 579C-A2435		MEASUREMENT REPORT (CERTIFICATION)	Approved by: Technical Manager
Test Report S/N: 1C2205090025-22-R3.BCG	Test Dates: 05/27/2022 - 9/12/2022	EUT Type: Tablet Device	Page 70 of 323



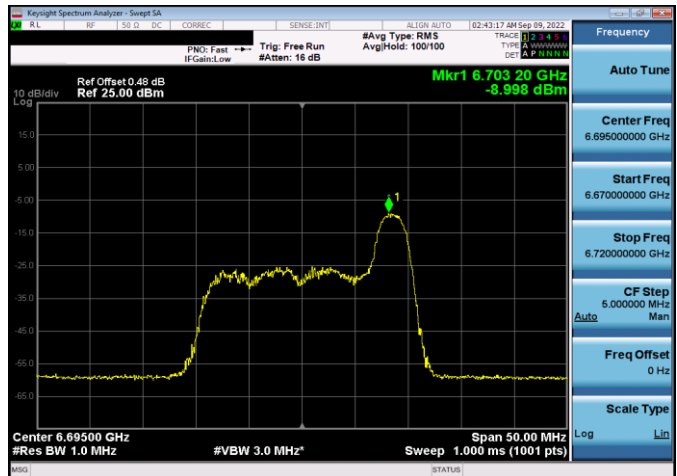
Plot 7-159. Power Spectral Density Plot Antenna 5b (160MHz 802.11ax RU26 (UNII Band 6) – Ch. 111)



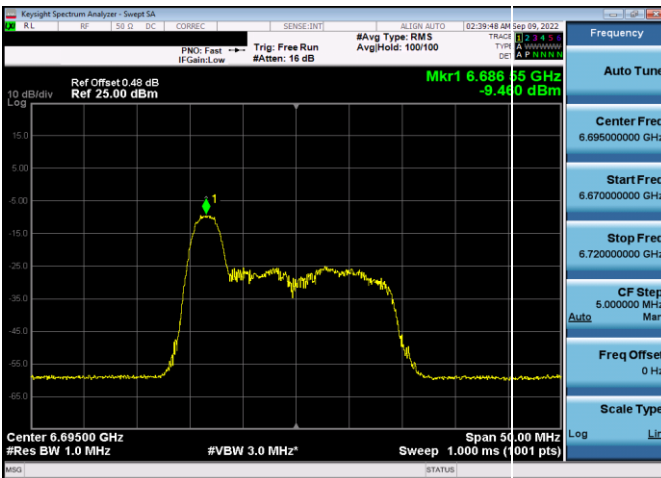
Plot 7-162. Power Spectral Density Plot Antenna 5b (20MHz 802.11ax RU26 (UNII Band 7) – Ch. 149)



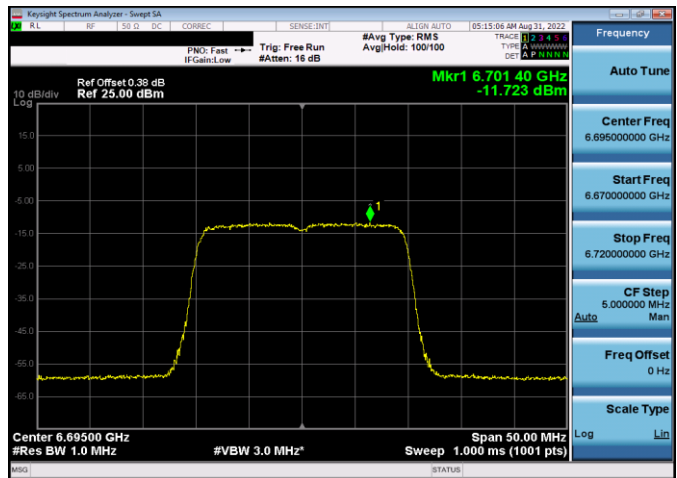
Plot 7-160. Power Spectral Density Plot Antenna 5b (160MHz 802.11ax RU484 (UNII Band 6) – Ch. 111)



Plot 7-163. Power Spectral Density Plot Antenna 5b (20MHz 802.11ax RU26 (UNII Band 7) – Ch. 149)

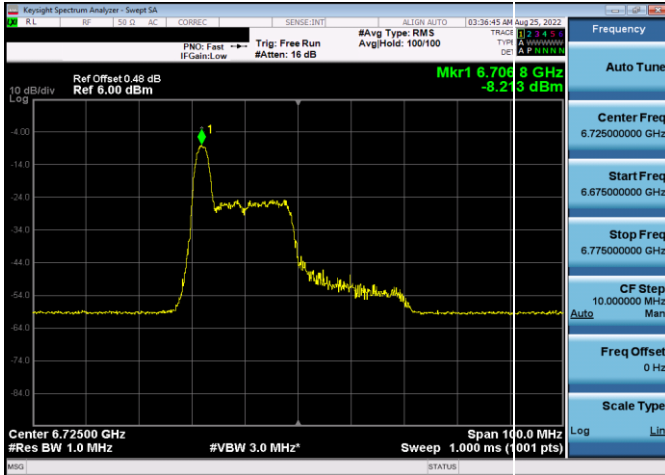


Plot 7-161. Power Spectral Density Plot Antenna 5b (20MHz 802.11ax RU26 (UNII Band 7) – Ch. 149)

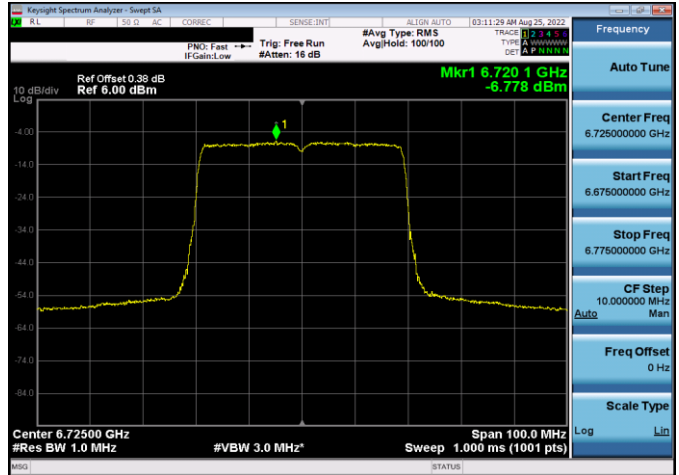


Plot 7-164. Power Spectral Density Plot Antenna 5b (20MHz 802.11ax RU242 (UNII Band 7) – Ch. 149)

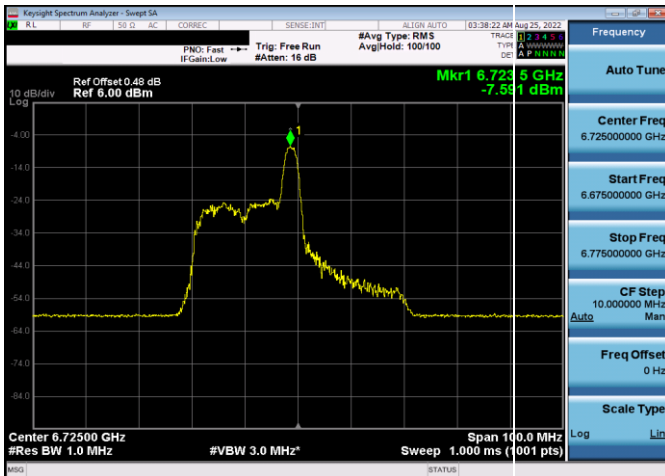
FCC ID: BCGA2435 IC: 579C-A2435		MEASUREMENT REPORT (CERTIFICATION)	Approved by: Technical Manager
Test Report S/N: 1C2205090025-22-R3.BCG			Test Dates: 05/27/2022 - 9/12/2022



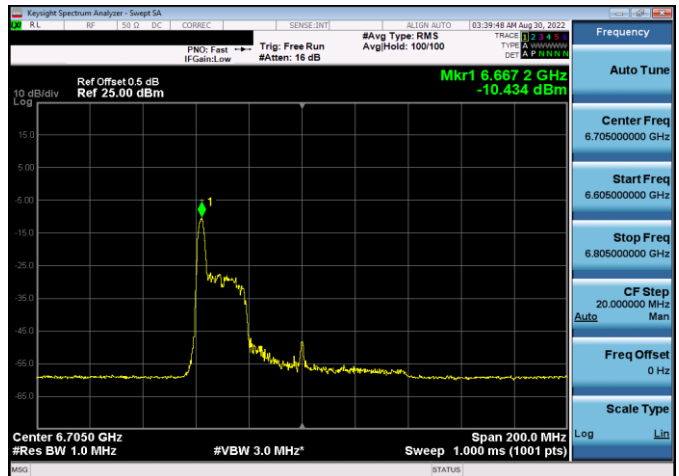
Plot 7-165. Power Spectral Density Plot Antenna 5b (40MHz 802.11ax RU26 (UNII Band 7) – Ch. 155)



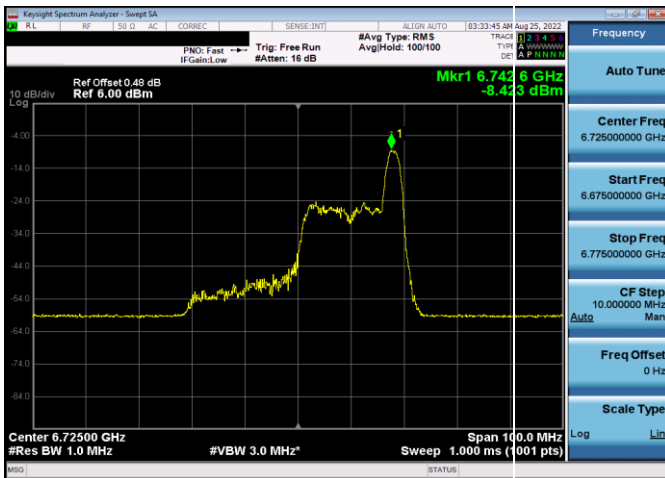
Plot 7-168. Power Spectral Density Plot Antenna 5b (40MHz 802.11ax RU484 (UNII Band 7) – Ch. 155)



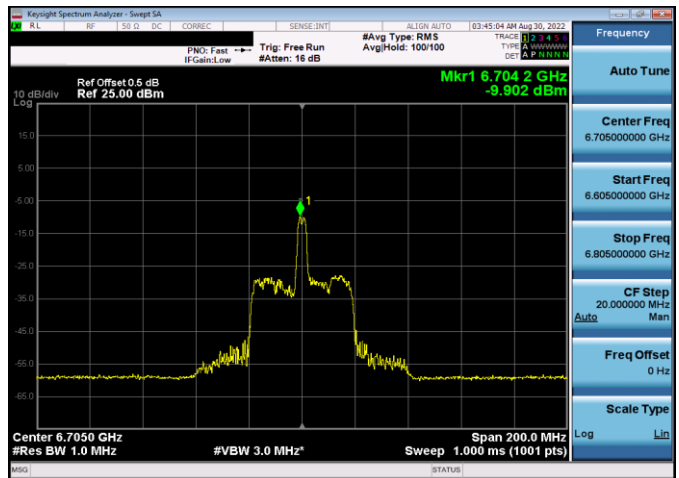
Plot 7-166. Power Spectral Density Plot Antenna 5b (40MHz 802.11ax RU26 (UNII Band 7) – Ch. 155)



Plot 7-169. Power Spectral Density Plot Antenna 5b (80MHz 802.11ax RU26 (UNII Band 7) – Ch. 151)

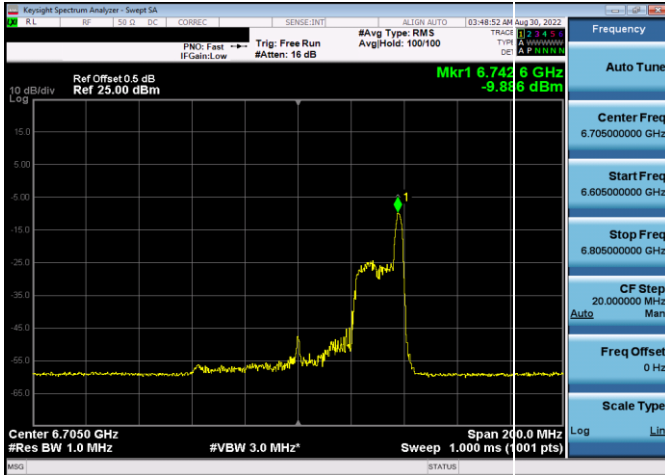


Plot 7-167. Power Spectral Density Plot Antenna 5b (40MHz 802.11ax RU26 (UNII Band 7) – Ch. 155)

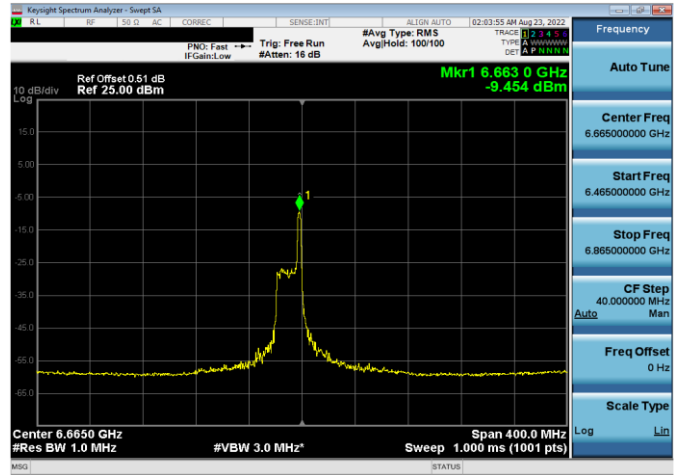


Plot 7-170. Power Spectral Density Plot Antenna 5b (80MHz 802.11ax RU26 (UNII Band 7) – Ch. 151)

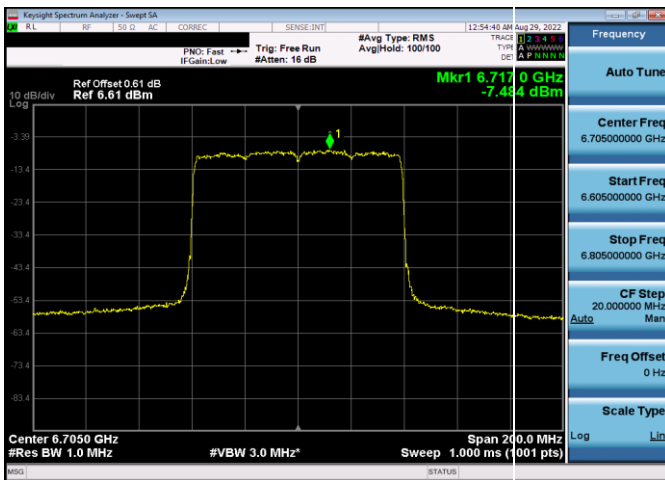
FCC ID: BCGA2435 IC: 579C-A2435		MEASUREMENT REPORT (CERTIFICATION)	Approved by: Technical Manager
Test Report S/N: 1C2205090025-22-R3.BCG	Test Dates: 05/27/2022 - 9/12/2022	EUT Type: Tablet Device	Page 72 of 323



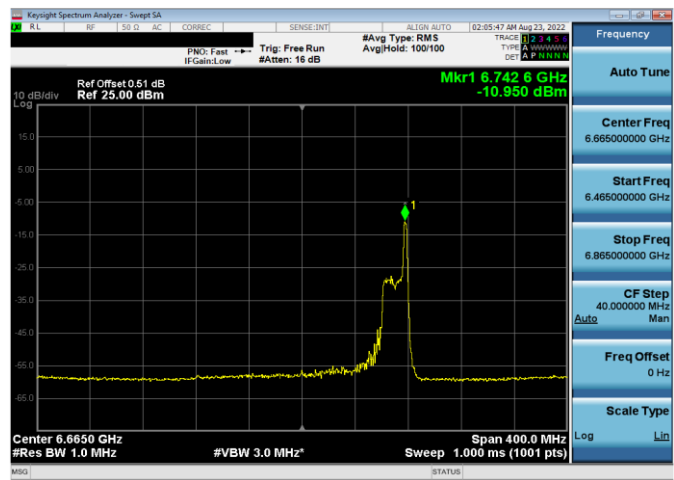
Plot 7-171. Power Spectral Density Plot Antenna 5b (80MHz 802.11ax RU26 (UNII Band 7) – Ch. 151)



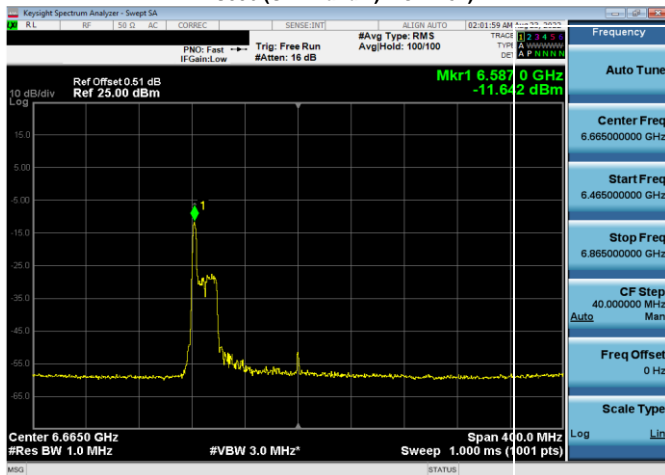
Plot 7-174. Power Spectral Density Plot Antenna 5b (160MHz 802.11ax RU26 (UNII Band 7) – Ch. 143)



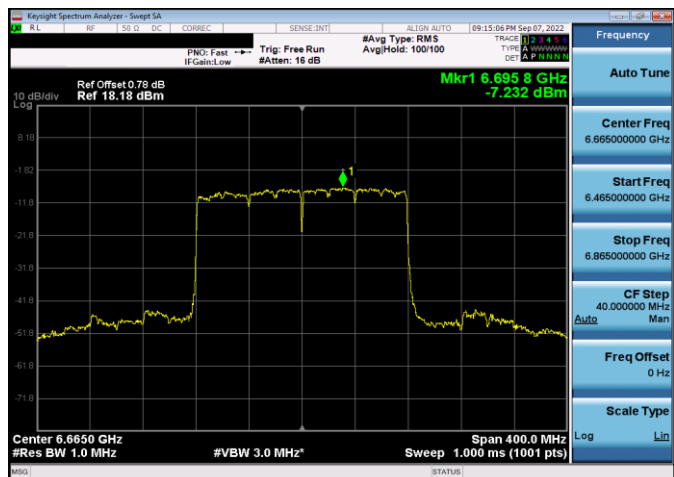
Plot 7-172. Power Spectral Density Plot Antenna 5b (80MHz 802.11ax RU996 (UNII Band 7) – Ch. 151)



Plot 7-175. Power Spectral Density Plot Antenna 5b (160MHz 802.11ax RU26 (UNII Band 7) – Ch. 143)

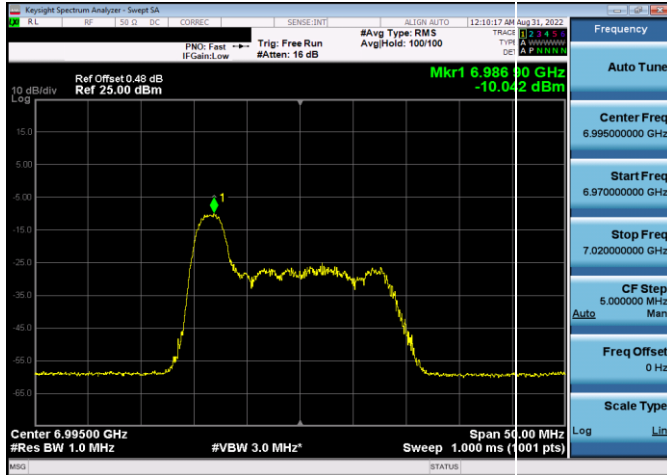


Plot 7-173. Power Spectral Density Plot Antenna 5b (160MHz 802.11ax RU26 (UNII Band 7) – Ch. 143)

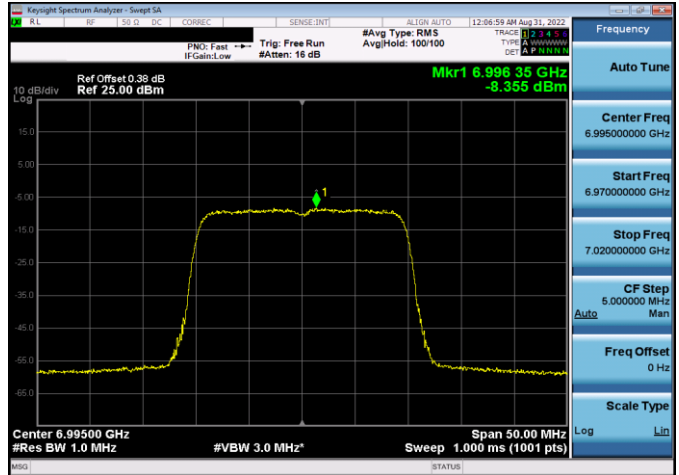


Plot 7-176. Power Spectral Density Plot Antenna 5b (160MHz 802.11ax RU484 (UNII Band 7) – Ch. 143)

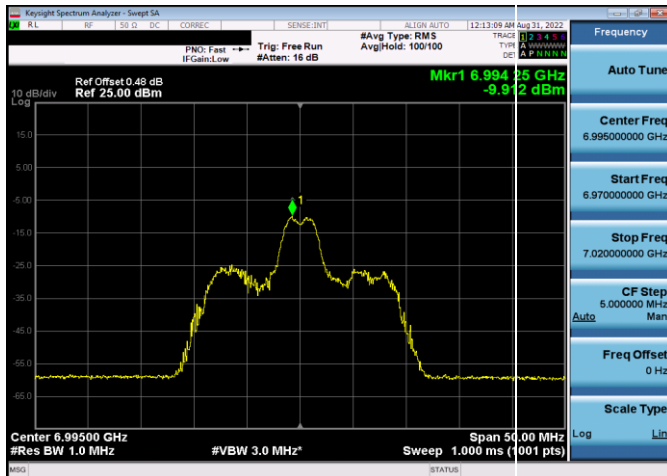
FCC ID: BCGA2435 IC: 579C-A2435		MEASUREMENT REPORT (CERTIFICATION)	Approved by: Technical Manager
Test Report S/N: 1C2205090025-22-R3.BCG	Test Dates: 05/27/2022 - 9/12/2022	EUT Type: Tablet Device	Page 73 of 323



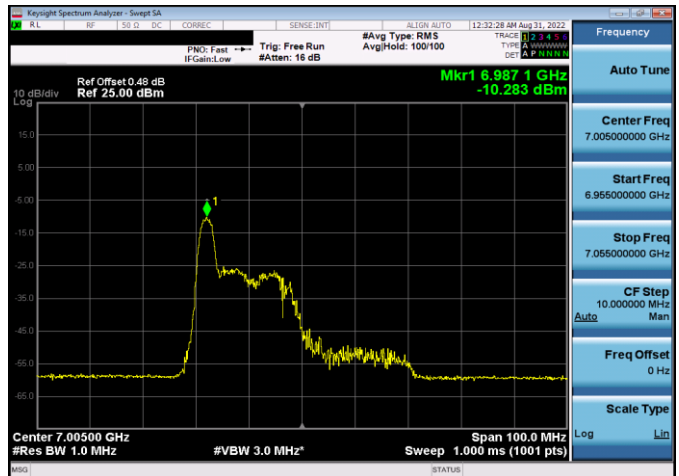
Plot 7-177. Power Spectral Density Plot Antenna 5b (20MHz 802.11ax RU26 (UNII Band 8) – Ch. 209)



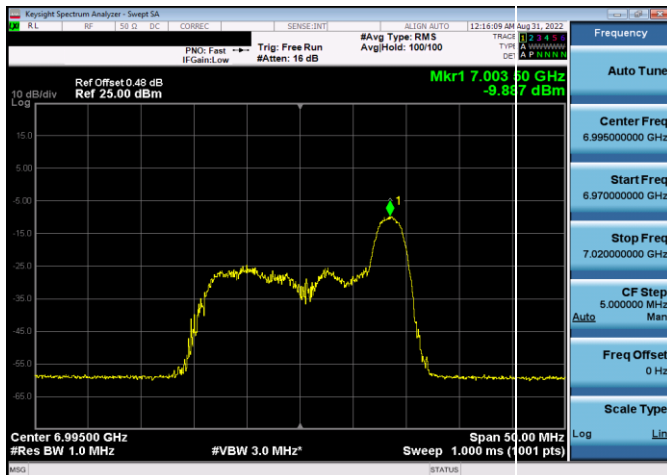
Plot 7-180. Power Spectral Density Plot Antenna 5b (20MHz 802.11ax RU242 (UNII Band 8) – Ch. 209)



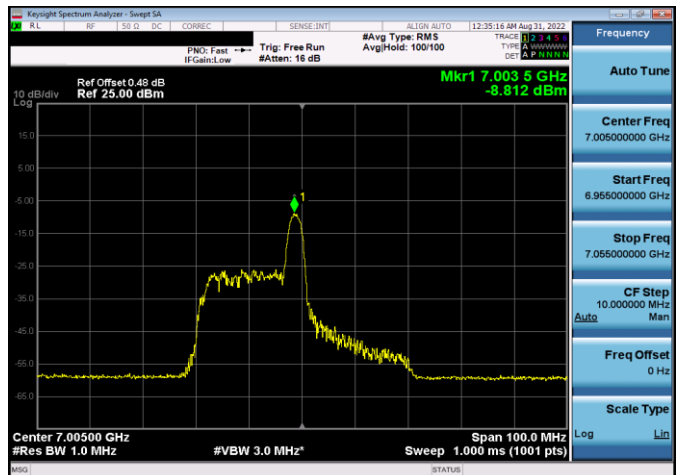
Plot 7-178. Power Spectral Density Plot Antenna 5b (20MHz 802.11ax RU26 (UNII Band 8) – Ch. 209)



Plot 7-181. Power Spectral Density Plot Antenna 5b (40MHz 802.11ax RU26 (UNII Band 8) – Ch. 211)

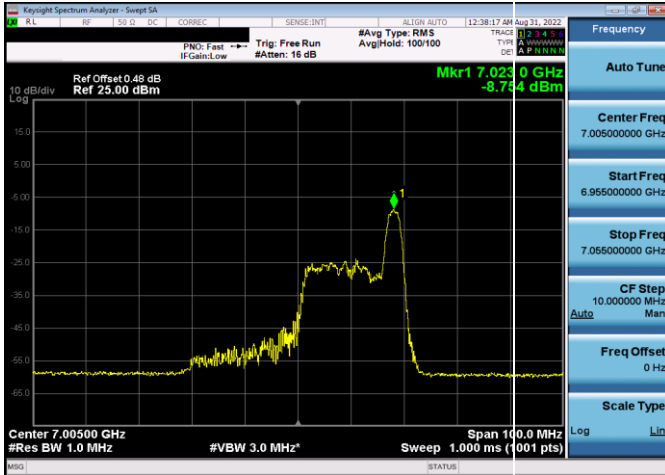


Plot 7-179. Power Spectral Density Plot Antenna 5b (20MHz 802.11ax RU26 (UNII Band 8) – Ch. 209)

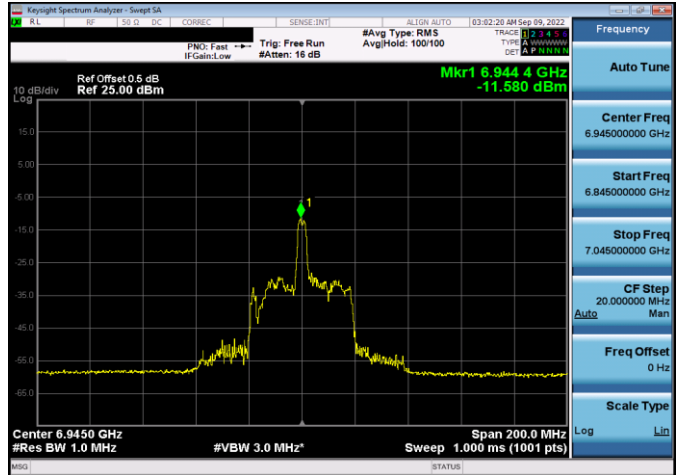


Plot 7-182. Power Spectral Density Plot Antenna 5b (40MHz 802.11ax RU26 (UNII Band 8) – Ch. 211)

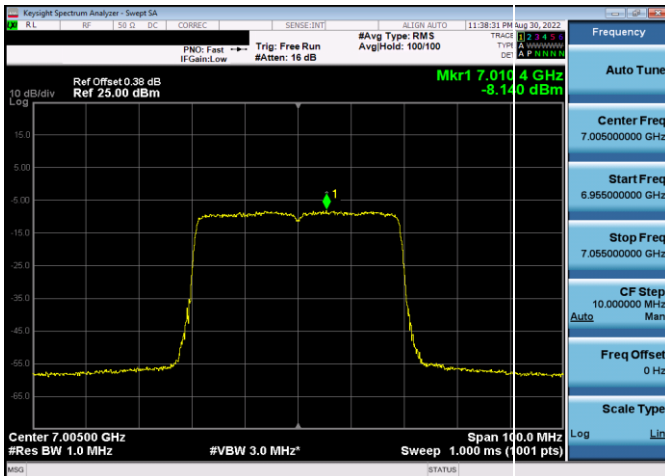
FCC ID: BCGA2435 IC: 579C-A2435		MEASUREMENT REPORT (CERTIFICATION)	Approved by: Technical Manager
Test Report S/N: 1C2205090025-22-R3.BCG	Test Dates: 05/27/2022 - 9/12/2022	EUT Type: Tablet Device	Page 74 of 323



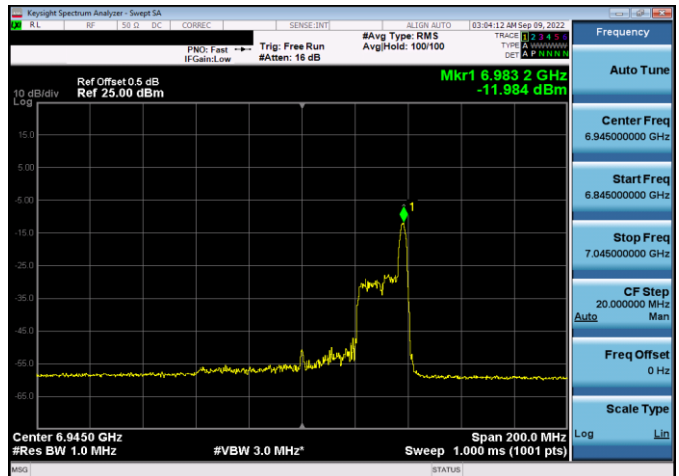
Plot 7-183. Power Spectral Density Plot Antenna 5b (40MHz 802.11ax RU26 (UNII Band 8) – Ch. 211)



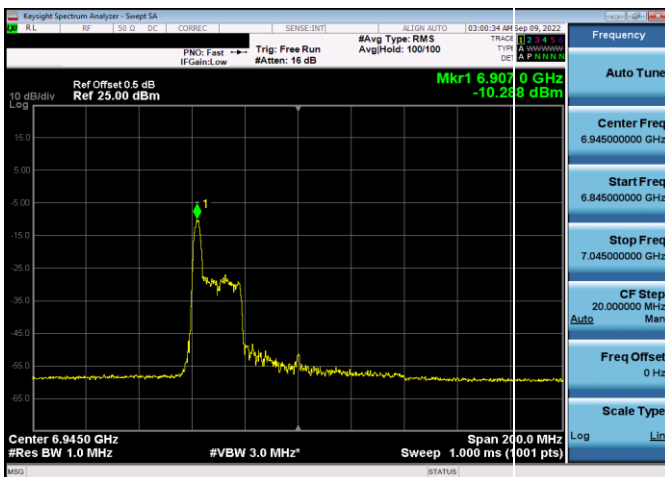
Plot 7-186. Power Spectral Density Plot Antenna 5b (80MHz 802.11ax RU26 (UNII Band 8) – Ch. 199)



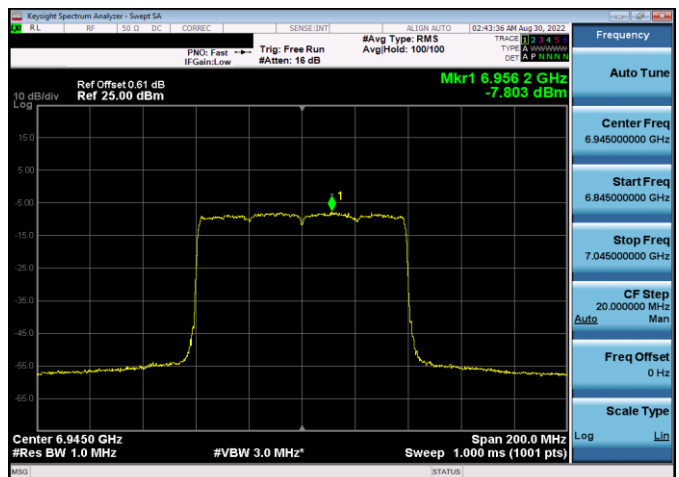
Plot 7-184. Power Spectral Density Plot Antenna 5b (40MHz 802.11ax RU484 (UNII Band 8) – Ch. 211)



Plot 7-187. Power Spectral Density Plot Antenna 5b (80MHz 802.11ax RU26 (UNII Band 8) – Ch. 199)

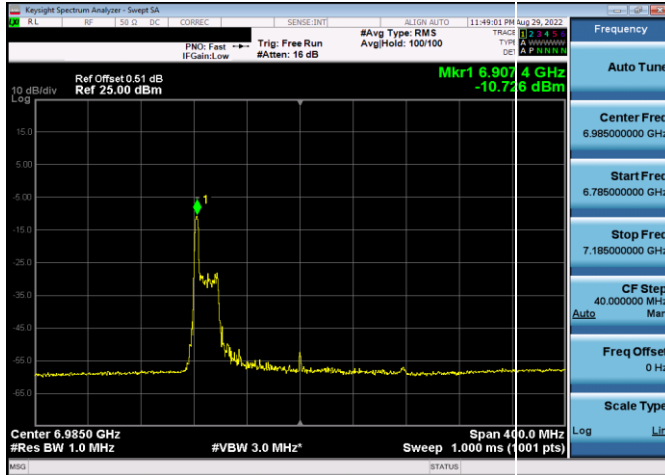


Plot 7-185. Power Spectral Density Plot Antenna 5b (80MHz 802.11ax RU26 (UNII Band 8) – Ch. 199)

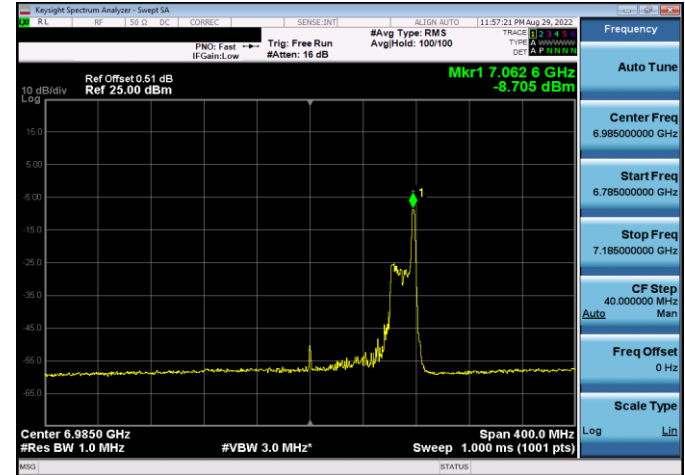


Plot 7-188. Power Spectral Density Plot Antenna 5b (80MHz 802.11ax RU996 (UNII Band 8) – Ch. 199)

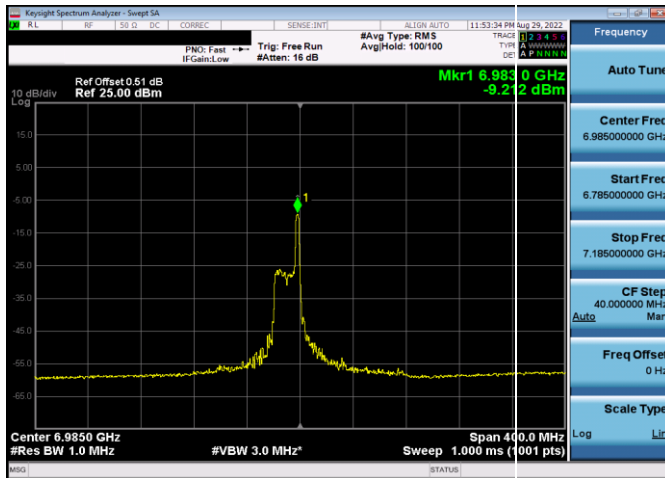
FCC ID: BCGA2435 IC: 579C-A2435		MEASUREMENT REPORT (CERTIFICATION)	Approved by: Technical Manager
Test Report S/N: 1C2205090025-22-R3.BCG	Test Dates: 05/27/2022 - 9/12/2022	EUT Type: Tablet Device	Page 75 of 323



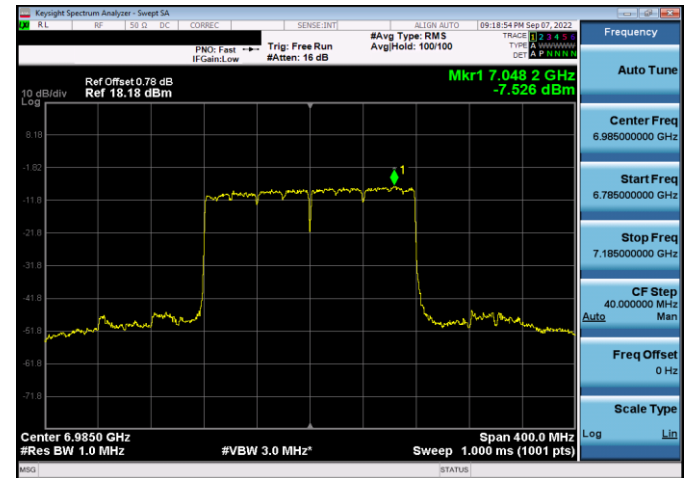
Plot 7-189. Power Spectral Density Plot Antenna 5b (160MHz 802.11ax RU26 (UNII Band 8) - Ch. 207)



Plot 7-191. Power Spectral Density Plot Antenna 5b (160MHz 802.11ax RU26 (UNII Band 8) - Ch. 207)



Plot 7-190. Power Spectral Density Plot Antenna 5b (160MHz 802.11ax RU26 (UNII Band 8) - Ch. 207)



Plot 7-192. Power Spectral Density Plot Antenna 5b (160MHz 802.11ax RU484 (UNII Band 8) - Ch. 207)

FCC ID: BCGA2435 IC: 579C-A2435		MEASUREMENT REPORT (CERTIFICATION)	Approved by: Technical Manager
Test Report S/N: 1C2205090025-22-R3.BCG	Test Dates: 05/27/2022 - 9/12/2022	EUT Type: Tablet Device	Page 76 of 323

	Frequency [MHz]	Channel	802.11 MODE	RU Size	RU Index	Data Rate [Mbps]	Measured Power Density [dBm/MHz]	Antenna Gain [dBi]	e.i.r.p Density [dBm/MHz]	Max EIRP Density [dBm/MHz]	Margin [dB]
Band 5	5955	1	ax (20MHz)	242	61	243.8/286.8 (MCS11)	-9.10	-0.70	-9.80	-1	-8.80
	6175	45	ax (20MHz)	242	61	243.8/286.8 (MCS11)	-8.57	-0.60	-9.17	-1	-8.17
	6415	93	ax (20MHz)	242	61	243.8/286.8 (MCS11)	-8.61	1.20	-7.41	-1	-6.41
	5965	3	ax (40MHz)	484	65	487.5/573.5 (MCS11)	-8.31	-0.70	-9.01	-1	-8.01
	6165	43	ax (40MHz)	484	65	487.5/573.5 (MCS11)	-8.05	-0.60	-8.65	-1	-7.65
	6405	91	ax (40MHz)	484	65	487.5/573.5 (MCS11)	-8.28	1.00	-7.28	-1	-6.28
	5985	7	ax (80MHz)	996	67	1020.8/1201 (MCS11)	-8.35	-0.70	-9.05	-1	-8.05
	6145	39	ax (80MHz)	996	67	1020.8/1201 (MCS11)	-8.10	-0.60	-8.70	-1	-7.70
	6385	87	ax (80MHz)	996	67	1020.8/1201 (MCS11)	-8.10	1.00	-7.10	-1	-6.10
	6025	15	ax (160MHz)	996x2	68	2041.6/2402 (MCS11)	-7.46	-0.90	-8.36	-1	-7.36
6185	47	ax (160MHz)	996x2	68	2041.6/2402 (MCS11)	-7.47	-0.60	-8.07	-1	-7.07	
6345	79	ax (160MHz)	996x2	68	2041.6/2402 (MCS11)	-7.51	1.00	-6.51	-1	-5.51	
Band 6	6435	97	ax (20MHz)	242	61	243.8/286.8 (MCS11)	-9.28	1.20	-8.08	-1	-7.08
	6475	105	ax (20MHz)	242	61	243.8/286.8 (MCS11)	-8.98	1.20	-7.78	-1	-6.78
	6515	113	ax (20MHz)	242	61	243.8/286.8 (MCS11)	-9.39	-0.30	-9.69	-1	-8.69
	6445	99	ax (40MHz)	484	65	487.5/573.5 (MCS11)	-8.65	1.20	-7.45	-1	-6.45
	6485	107	ax (40MHz)	484	65	487.5/573.5 (MCS11)	-8.51	1.20	-7.31	-1	-6.31
	6525	115	ax (40MHz)	484	65	487.5/573.5 (MCS11)	-8.53	-0.30	-8.83	-1	-7.83
	6465	103	ax (80MHz)	996	67	1020.8/1201 (MCS11)	-8.80	1.20	-7.60	-1	-6.60
	6505	111	ax (160MHz)	996x2	68	2041.6/2402 (MCS11)	-8.04	-0.30	-8.34	-1	-7.34
	6535	117	ax (20MHz)	242	61	243.8/286.8 (MCS11)	-10.28	-0.30	-10.58	-1	-9.58
	6695	149	ax (20MHz)	242	61	243.8/286.8 (MCS11)	-11.20	-1.60	-12.80	-1	-11.80
Band 7	6875	185	ax (20MHz)	242	61	243.8/286.8 (MCS11)	-11.14	-2.40	-13.54	-1	-12.54
	6565	123	ax (40MHz)	484	65	487.5/573.5 (MCS11)	-8.18	-0.30	-8.48	-1	-7.48
	6725	155	ax (40MHz)	484	65	487.5/573.5 (MCS11)	-7.90	-1.50	-9.40	-1	-8.40
	6845	179	ax (40MHz)	484	65	487.5/573.5 (MCS11)	-8.00	-2.40	-10.40	-1	-9.40
	6545	119	ax (80MHz)	996	67	1020.8/1201 (MCS11)	-8.79	-0.30	-9.09	-1	-8.09
	6705	151	ax (80MHz)	996	67	1020.8/1201 (MCS11)	-8.73	-1.60	-10.33	-1	-9.33
	6865	183	ax (80MHz)	996	67	1020.8/1201 (MCS11)	-8.59	-2.40	-10.99	-1	-9.99
	6665	143	ax (160MHz)	996x2	68	2041.6/2402 (MCS11)	-8.20	-1.60	-9.80	-1	-8.80
	6825	175	ax (160MHz)	996x2	68	2041.6/2402 (MCS11)	-8.16	-2.40	-10.56	-1	-9.56
	6895	189	ax (20MHz)	242	61	243.8/286.8 (MCS11)	-9.46	-2.40	-11.86	-1	-10.86
Band 8	6995	209	ax (20MHz)	242	61	243.8/286.8 (MCS11)	-8.55	-3.30	-11.85	-1	-10.85
	7095	229	ax (20MHz)	242	61	243.8/286.8 (MCS11)	-9.35	-4.90	-14.25	-1	-13.25
	6885	187	ax (40MHz)	484	65	487.5/573.5 (MCS11)	-9.02	-2.40	-11.42	-1	-10.42
	7005	211	ax (40MHz)	484	65	487.5/573.5 (MCS11)	-8.26	-3.30	-11.56	-1	-10.56
	7085	227	ax (40MHz)	484	65	487.5/573.5 (MCS11)	-7.90	-4.90	-12.80	-1	-11.80
	6945	199	ax (80MHz)	996	67	1020.8/1201 (MCS11)	-7.86	-3.30	-11.16	-1	-10.16
	7025	215	ax (80MHz)	996	67	1020.8/1201 (MCS11)	-8.06	-4.90	-12.96	-1	-11.96
	6985	207	ax (160MHz)	996x2	68	2041.6/2402 (MCS11)	-8.51	-3.30	-11.81	-1	-10.81

Table 7-45. Conducted Bandwidth Measurements Antenna 4a (Fully-loaded RU)

FCC ID: BCGA2435 IC: 579C-A2435		MEASUREMENT REPORT (CERTIFICATION)	Approved by: Technical Manager
Test Report S/N: 1C2205090025-22-R3.BCG	Test Dates: 05/27/2022 - 9/12/2022	EUT Type: Tablet Device	Page 78 of 323