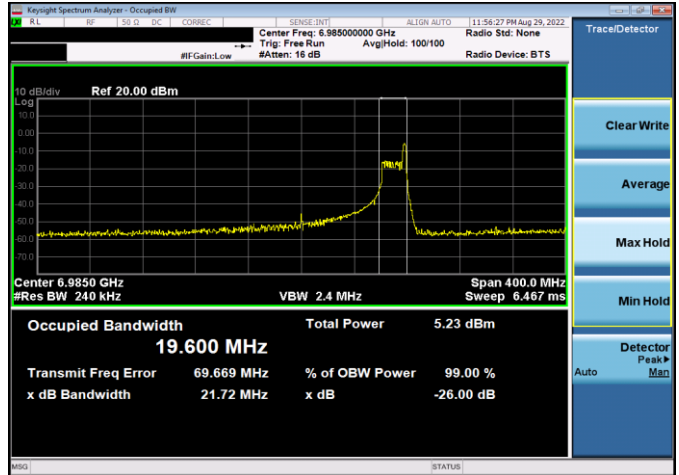
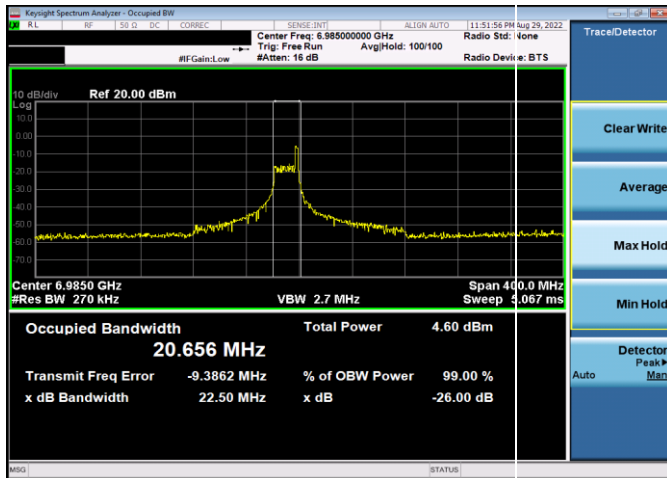


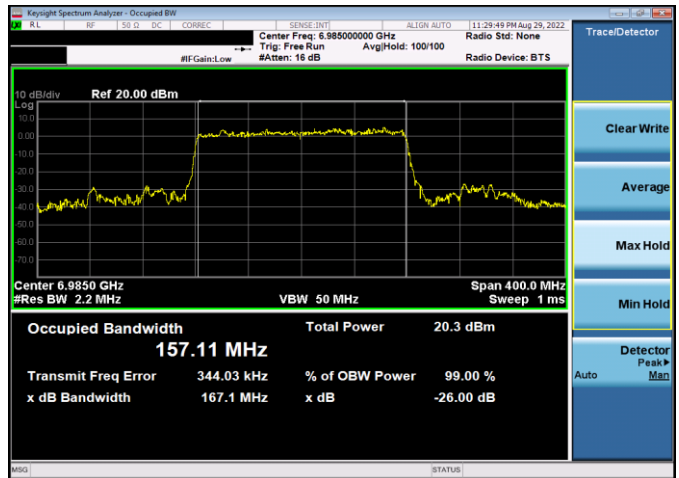
Plot 7-61. 26dB & 99% Bandwidth Plot Antenna 5b (160MHz 802.11ax RU26 (UNII Band 8) – Ch. 207)



Plot 7-63. 26dB & 99% Bandwidth Plot Antenna 5b (160MHz 802.11ax RU26 (UNII Band 8) – Ch. 207)



Plot 7-62. 26dB & 99% Bandwidth Plot Antenna 5b (160MHz 802.11ax RU26 (UNII Band 8) – Ch. 207)



Plot 7-64. 26dB & 99% Bandwidth Plot Antenna 5b (160MHz 802.11ax RU484 (UNII Band 8) – Ch. 207)

FCC ID: BCGA2435 IC: 579C-A2435		MEASUREMENT REPORT (CERTIFICATION)	Approved by: Technical Manager
Test Report S/N: 1C2205090025-22-R3.BCG	Test Dates: 05/27/2022 - 9/12/2022	EUT Type: Tablet Device	Page 30 of 323

7.2.2 Antenna 4a 26dB & 99% Bandwidth Measurements

Frequency [MHz]	Channel	802.11 MODE	RU Size	RU Index	Data Rate [Mbps]	Measured 99% Occupied Bandwidth [MHz]	Measured 26dB Bandwidth [MHz]	Maximum Bandwidth Limit [MHz]	Pass / Fail
5955	1	ax (20MHz)	26	0	12.5/14.7 (MCS11)	18.37	19.90	320	Pass
5955	1	ax (20MHz)	26	4	12.5/14.7 (MCS11)	17.46	18.97	320	Pass
5955	1	ax (20MHz)	26	8	12.5/14.7 (MCS11)	18.62	20.37	320	Pass
6175	45	ax (20MHz)	26	0	12.5/14.7 (MCS11)	18.35	20.60	320	Pass
6175	45	ax (20MHz)	26	4	12.5/14.7 (MCS11)	17.43	19.24	320	Pass
6175	45	ax (20MHz)	26	8	12.5/14.7 (MCS11)	18.64	20.48	320	Pass
6415	93	ax (20MHz)	26	0	12.5/14.7 (MCS11)	18.35	19.91	320	Pass
6415	93	ax (20MHz)	26	4	12.5/14.7 (MCS11)	17.40	19.38	320	Pass
6415	93	ax (20MHz)	26	8	12.5/14.7 (MCS11)	18.57	20.38	320	Pass
5965	3	ax (40MHz)	26	0	12.5/14.7 (MCS11)	18.50	20.36	320	Pass
5965	3	ax (40MHz)	26	8	12.5/14.7 (MCS11)	19.84	21.80	320	Pass
5965	3	ax (40MHz)	26	17	12.5/14.7 (MCS11)	18.50	20.59	320	Pass
6165	43	ax (40MHz)	26	0	12.5/14.7 (MCS11)	18.48	20.40	320	Pass
6165	43	ax (40MHz)	26	8	12.5/14.7 (MCS11)	19.76	21.66	320	Pass
6165	43	ax (40MHz)	26	17	12.5/14.7 (MCS11)	18.45	20.57	320	Pass
6405	91	ax (40MHz)	26	0	12.5/14.7 (MCS11)	18.53	20.30	320	Pass
6405	91	ax (40MHz)	26	8	12.5/14.7 (MCS11)	19.54	20.96	320	Pass
6405	91	ax (40MHz)	26	17	12.5/14.7 (MCS11)	18.38	19.89	320	Pass
5985	7	ax (80MHz)	26	0	12.5/14.7 (MCS11)	18.10	19.42	320	Pass
5985	7	ax (80MHz)	26	18	12.5/14.7 (MCS11)	37.91	39.92	320	Pass
5985	7	ax (80MHz)	26	36	12.5/14.7 (MCS11)	19.11	20.68	320	Pass
6145	39	ax (80MHz)	26	0	12.5/14.7 (MCS11)	18.20	19.67	320	Pass
6145	39	ax (80MHz)	26	18	12.5/14.7 (MCS11)	37.72	39.48	320	Pass
6145	39	ax (80MHz)	26	36	12.5/14.7 (MCS11)	18.72	20.52	320	Pass
6385	87	ax (80MHz)	26	0	12.5/14.7 (MCS11)	18.13	19.60	320	Pass
6385	87	ax (80MHz)	26	18	12.5/14.7 (MCS11)	37.73	39.30	320	Pass
6385	87	ax (80MHz)	26	36	12.5/14.7 (MCS11)	18.70	20.48	320	Pass
6025	15	ax (160MHz)	26	0	12.5/14.7 (MCS11)	19.25	20.71	320	Pass
6025	15	ax (160MHz)	26	18	12.5/14.7 (MCS11)	25.83	26.53	320	Pass
6025	15	ax (160MHz)	26	36	12.5/14.7 (MCS11)	20.66	21.48	320	Pass
6185	47	ax (160MHz)	26	0	12.5/14.7 (MCS11)	22.91	39.23	320	Pass
6185	47	ax (160MHz)	26	18	12.5/14.7 (MCS11)	56.44	47.58	320	Pass
6185	47	ax (160MHz)	26	36	12.5/14.7 (MCS11)	60.13	41.81	320	Pass
6345	79	ax (160MHz)	26	0	12.5/14.7 (MCS11)	19.59	20.85	320	Pass
6345	79	ax (160MHz)	26	18	12.5/14.7 (MCS11)	24.92	25.27	320	Pass
6345	79	ax (160MHz)	26	36	12.5/14.7 (MCS11)	20.41	20.88	320	Pass
6435	97	ax (20MHz)	26	0	12.5/14.7 (MCS11)	18.36	19.95	320	Pass
6435	97	ax (20MHz)	26	4	12.5/14.7 (MCS11)	17.43	19.27	320	Pass
6435	97	ax (20MHz)	26	8	12.5/14.7 (MCS11)	18.62	20.50	320	Pass
6475	105	ax (20MHz)	26	0	12.5/14.7 (MCS11)	18.33	19.88	320	Pass
6475	105	ax (20MHz)	26	4	12.5/14.7 (MCS11)	17.44	19.36	320	Pass
6475	105	ax (20MHz)	26	8	12.5/14.7 (MCS11)	18.65	20.38	320	Pass
6515	113	ax (20MHz)	26	0	12.5/14.7 (MCS11)	18.38	20.05	320	Pass
6515	113	ax (20MHz)	26	4	12.5/14.7 (MCS11)	17.44	19.35	320	Pass
6515	113	ax (20MHz)	26	8	12.5/14.7 (MCS11)	18.62	20.45	320	Pass
6445	99	ax (40MHz)	26	0	12.5/14.7 (MCS11)	18.59	20.44	320	Pass
6445	99	ax (40MHz)	26	8	12.5/14.7 (MCS11)	19.62	21.22	320	Pass
6445	99	ax (40MHz)	26	17	12.5/14.7 (MCS11)	18.37	19.96	320	Pass
6485	107	ax (40MHz)	26	0	12.5/14.7 (MCS11)	18.56	20.43	320	Pass
6485	107	ax (40MHz)	26	8	12.5/14.7 (MCS11)	19.95	21.90	320	Pass
6485	107	ax (40MHz)	26	17	12.5/14.7 (MCS11)	18.46	20.42	320	Pass
6525	115	ax (40MHz)	26	0	12.5/14.7 (MCS11)	18.53	20.30	320	Pass
6525	115	ax (40MHz)	26	8	12.5/14.7 (MCS11)	19.97	22.47	320	Pass
6525	115	ax (40MHz)	26	17	12.5/14.7 (MCS11)	18.44	20.01	320	Pass
6465	103	ax (80MHz)	26	0	12.5/14.7 (MCS11)	18.25	19.59	320	Pass
6465	103	ax (80MHz)	26	18	12.5/14.7 (MCS11)	37.92	39.81	320	Pass
6465	103	ax (80MHz)	26	36	12.5/14.7 (MCS11)	18.93	20.27	320	Pass
6505	111	ax (160MHz)	26	0	12.5/14.7 (MCS11)	19.69	20.89	320	Pass
6505	111	ax (160MHz)	26	18	12.5/14.7 (MCS11)	25.21	25.66	320	Pass
6505	111	ax (160MHz)	26	36	12.5/14.7 (MCS11)	20.63	21.70	320	Pass
6535	117	ax (20MHz)	26	0	12.5/14.7 (MCS11)	18.32	19.80	320	Pass
6535	117	ax (20MHz)	26	4	12.5/14.7 (MCS11)	17.32	19.23	320	Pass
6535	117	ax (20MHz)	26	8	12.5/14.7 (MCS11)	18.64	20.47	320	Pass
6695	149	ax (20MHz)	26	0	12.5/14.7 (MCS11)	18.39	19.87	320	Pass
6695	149	ax (20MHz)	26	4	12.5/14.7 (MCS11)	17.45	19.41	320	Pass
6695	149	ax (20MHz)	26	8	12.5/14.7 (MCS11)	18.58	20.27	320	Pass
6875	185	ax (20MHz)	26	0	12.5/14.7 (MCS11)	18.31	19.84	320	Pass
6875	185	ax (20MHz)	26	4	12.5/14.7 (MCS11)	17.44	19.22	320	Pass
6875	185	ax (20MHz)	26	8	12.5/14.7 (MCS11)	18.55	20.22	320	Pass
6665	123	ax (40MHz)	26	0	12.5/14.7 (MCS11)	18.47	19.95	320	Pass
6665	123	ax (40MHz)	26	8	12.5/14.7 (MCS11)	19.79	21.43	320	Pass
6665	123	ax (40MHz)	26	17	12.5/14.7 (MCS11)	18.36	20.14	320	Pass
6725	155	ax (40MHz)	26	0	12.5/14.7 (MCS11)	18.53	20.27	320	Pass
6725	155	ax (40MHz)	26	8	12.5/14.7 (MCS11)	19.51	20.94	320	Pass
6725	155	ax (40MHz)	26	17	12.5/14.7 (MCS11)	18.37	20.68	320	Pass
6845	179	ax (40MHz)	26	0	12.5/14.7 (MCS11)	18.43	20.56	320	Pass
6845	179	ax (40MHz)	26	8	12.5/14.7 (MCS11)	19.83	21.99	320	Pass
6845	179	ax (40MHz)	26	17	12.5/14.7 (MCS11)	18.30	20.53	320	Pass
6545	119	ax (80MHz)	26	0	12.5/14.7 (MCS11)	18.02	19.28	320	Pass
6545	119	ax (80MHz)	26	18	12.5/14.7 (MCS11)	37.17	39.78	320	Pass
6545	119	ax (80MHz)	26	36	12.5/14.7 (MCS11)	18.68	20.49	320	Pass
6705	151	ax (80MHz)	26	0	12.5/14.7 (MCS11)	18.12	19.31	320	Pass
6705	151	ax (80MHz)	26	18	12.5/14.7 (MCS11)	37.19	39.96	320	Pass
6705	151	ax (80MHz)	26	36	12.5/14.7 (MCS11)	19.14	20.66	320	Pass
6865	183	ax (80MHz)	26	0	12.5/14.7 (MCS11)	18.22	19.41	320	Pass
6865	183	ax (80MHz)	26	18	12.5/14.7 (MCS11)	37.57	40.35	320	Pass
6865	183	ax (80MHz)	26	36	12.5/14.7 (MCS11)	18.70	20.25	320	Pass
6665	143	ax (160MHz)	26	0	12.5/14.7 (MCS11)	19.26	20.41	320	Pass
6665	143	ax (160MHz)	26	18	12.5/14.7 (MCS11)	24.78	25.05	320	Pass
6665	143	ax (160MHz)	26	36	12.5/14.7 (MCS11)	22.64	22.12	320	Pass
6825	175	ax (160MHz)	26	0	12.5/14.7 (MCS11)	18.64	20.44	320	Pass
6825	175	ax (160MHz)	26	18	12.5/14.7 (MCS11)	25.47	25.69	320	Pass
6825	175	ax (160MHz)	26	36	12.5/14.7 (MCS11)	23.39	22.21	320	Pass
6895	189	ax (20MHz)	26	0	12.5/14.7 (MCS11)	18.27	19.46	320	Pass
6895	189	ax (20MHz)	26	4	12.5/14.7 (MCS11)	17.39	19.26	320	Pass
6895	189	ax (20MHz)	26	8	12.5/14.7 (MCS11)	18.60	20.26	320	Pass
6995	209	ax (20MHz)	26	0	12.5/14.7 (MCS11)	18.28	19.95	320	Pass
6995	209	ax (20MHz)	26	4	12.5/14.7 (MCS11)	17.34	18.65	320	Pass
6995	209	ax (20MHz)	26	8	12.5/14.7 (MCS11)	18.62	20.51	320	Pass
7095	229	ax (20MHz)	26	0	12.5/14.7 (MCS11)	18.28	19.75	320	Pass
7095	229	ax (20MHz)	26	4	12.5/14.7 (MCS11)	17.35	19.13	320	Pass
7095	229	ax (20MHz)	26	8	12.5/14.7 (MCS11)	18.61	20.28	320	Pass
6885	187	ax (40MHz)	26	0	12.5/14.7 (MCS11)	18.44	20.37	320	Pass
6885	187	ax (40MHz)	26	8	12.5/14.7 (MCS11)	19.49	20.94	320	Pass
6885	187	ax (40MHz)	26	17	12.5/14.7 (MCS11)	18.32	20.57	320	Pass
7005	211	ax (40MHz)	26	0	12.5/14.7 (MCS11)	18.40	19.99	320	Pass
7005	211	ax (40MHz)	26	8	12.5/14.7 (MCS11)	19.51	21.17	320	Pass
7005	211	ax (40MHz)	26	17	12.5/14.7 (MCS11)	18.25	19.88	320	Pass
7085	227	ax (40MHz)	26	0	12.5/14.7 (MCS11)	18.37	20.04	320	Pass
7085	227	ax (40MHz)	26	8	12.5/14.7 (MCS11)	19.49	22.93	320	Pass
7085	227	ax (40MHz)	26	17	12.5/14.7 (MCS11)	18.27	20.30	320	Pass
6945	199	ax (80MHz)	26	0	12.5/14.7 (MCS11)	18.20	19.42	320	Pass
6945	199	ax (80MHz)	26	18	12.5/14.7 (MCS11)	37.43	39.56	320	Pass
6945	199	ax (80MHz)	26	36	12.5/14.7 (MCS11)	18.70	20.63	320	Pass
7025	215	ax (80MHz)	26	0	12.5/14.7 (MCS11)	18.20	19.80	320	Pass
7025	215	ax (80MHz)	26	18	12.5/14.7 (MCS11)	37.86	40.16	320	Pass
7025	215	ax (80MHz)	26	36	12.5/14.7 (MCS11)	18.50	19.86	320	Pass
6985	207	ax (160MHz)	26	0	12.5/14.7 (MCS11)	19.23	20.73	320	Pass
6985	207	ax (160MHz)	26	18	12.5/14.7 (MCS11)	21.13	23.07	320	Pass
6985	207	ax (160MHz)	26	36	12.5/14.7 (MCS11)	20.27	21.92	320	Pass

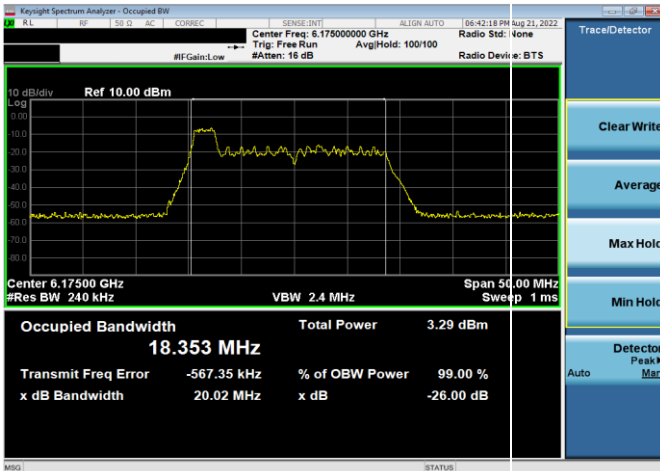
Table 7-4. Conducted Bandwidth Measurements Antenna 4a (RU26)

FCC ID: BCGA2435 IC: 579C-A2435		MEASUREMENT REPORT (CERTIFICATION)	Approved by: Technical Manager
Test Report S/N: 1C2205090025-22-R3.BCG	Test Dates: 05/27/2022 - 9/12/2022	EUT Type: Tablet Device	Page 31 of 323

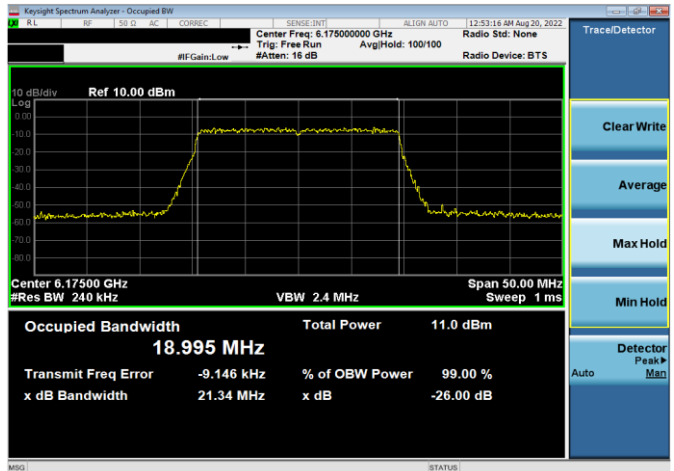
	Frequency [MHz]	Channel	802.11 MODE	RU Size	RU Index	Data Rate [Mbps]	Measured 99% Occupied Bandwidth [MHz]	Measured 26dB Bandwidth [MHz]	Maximum Bandwidth Limit [MHz]	Pass / Fail
Band 5	5955	1	ax (20MHz)	242	61	121.9/143.4 (MCS11)	19.06	21.33	320	Pass
	6175	45	ax (20MHz)	242	61	121.9/143.4 (MCS11)	18.99	21.34	320	Pass
	6415	93	ax (20MHz)	242	61	121.9/143.4 (MCS11)	19.04	21.23	320	Pass
	5965	3	ax (40MHz)	484	65	243.8/286.8 (MCS11)	37.92	41.90	320	Pass
	6165	43	ax (40MHz)	484	65	243.8/286.8 (MCS11)	37.96	41.85	320	Pass
	6405	91	ax (40MHz)	484	65	243.8/286.8 (MCS11)	37.95	41.85	320	Pass
	5985	7	ax (80MHz)	996	67	510.4/600.5 (MCS11)	77.10	81.73	320	Pass
	6145	39	ax (80MHz)	996	67	510.4/600.5 (MCS11)	77.25	82.35	320	Pass
	6385	87	ax (80MHz)	996	67	510.4/600.5 (MCS11)	77.23	82.16	320	Pass
	6025	15	ax (160MHz)	996	68	1020.8/1201 (MCS11)	156.68	167.95	320	Pass
6185	47	ax (160MHz)	996	68	1020.8/1201 (MCS11)	157.07	169.67	320	Pass	
6345	79	ax (160MHz)	996	68	1020.8/1201 (MCS11)	156.69	167.22	320	Pass	
Band 6	6435	97	ax (20MHz)	242	61	121.9/143.4 (MCS11)	19.04	21.31	320	Pass
	6475	105	ax (20MHz)	242	61	121.9/143.4 (MCS11)	19.02	21.27	320	Pass
	6515	113	ax (20MHz)	242	61	121.9/143.4 (MCS11)	19.06	21.24	320	Pass
	6445	99	ax (40MHz)	484	65	243.8/286.8 (MCS11)	37.98	41.93	320	Pass
	6485	107	ax (40MHz)	484	65	243.8/286.8 (MCS11)	37.99	41.86	320	Pass
	6525	115	ax (40MHz)	484	65	243.8/286.8 (MCS11)	37.96	41.99	320	Pass
	6465	103	ax (80MHz)	996	67	510.4/600.5 (MCS11)	77.12	82.01	320	Pass
6505	111	ax (160MHz)	996	68	1020.8/1201 (MCS11)	156.69	166.99	320	Pass	
Band 7	6535	117	ax (20MHz)	242	61	121.9/143.4 (MCS11)	18.96	21.23	320	Pass
	6695	149	ax (20MHz)	242	61	121.9/143.4 (MCS11)	18.97	21.10	320	Pass
	6875	185	ax (20MHz)	242	61	121.9/143.4 (MCS11)	19.04	21.31	320	Pass
	6565	123	ax (40MHz)	484	65	243.8/286.8 (MCS11)	37.92	41.93	320	Pass
	6725	155	ax (40MHz)	484	65	243.8/286.8 (MCS11)	37.97	42.05	320	Pass
	6845	179	ax (40MHz)	484	65	243.8/286.8 (MCS11)	37.97	41.97	320	Pass
	6545	119	ax (80MHz)	996	67	510.4/600.5 (MCS11)	77.12	82.00	320	Pass
	6545	119	ax (80MHz)	996	67	510.4/600.5 (MCS11)	77.12	82.00	320	Pass
	6545	119	ax (80MHz)	996	67	510.4/600.5 (MCS11)	77.12	82.00	320	Pass
	6705	151	ax (80MHz)	996	67	510.4/600.5 (MCS11)	77.12	81.88	320	Pass
	6705	151	ax (80MHz)	996	67	510.4/600.5 (MCS11)	77.12	81.88	320	Pass
	6705	151	ax (80MHz)	996	67	510.4/600.5 (MCS11)	77.12	81.88	320	Pass
	6865	183	ax (80MHz)	996	67	510.4/600.5 (MCS11)	77.20	82.27	320	Pass
	6865	183	ax (80MHz)	996	67	510.4/600.5 (MCS11)	77.20	82.27	320	Pass
	6865	183	ax (80MHz)	996	67	510.4/600.5 (MCS11)	77.20	82.27	320	Pass
	6665	143	ax (160MHz)	996	68	1020.8/1201 (MCS11)	156.69	167.14	320	Pass
	6665	143	ax (160MHz)	996	68	1020.8/1201 (MCS11)	156.69	167.14	320	Pass
	6665	143	ax (160MHz)	996	68	1020.8/1201 (MCS11)	156.69	167.14	320	Pass
	6825	175	ax (160MHz)	996	68	1020.8/1201 (MCS11)	156.87	167.56	320	Pass
	6825	175	ax (160MHz)	996	68	1020.8/1201 (MCS11)	156.87	167.56	320	Pass
Band 8	6895	189	ax (20MHz)	242	61	121.9/143.4 (MCS11)	19.03	21.36	320	Pass
	6995	209	ax (20MHz)	242	61	121.9/143.4 (MCS11)	19.00	20.91	320	Pass
	7095	229	ax (20MHz)	242	61	121.9/143.4 (MCS11)	19.01	21.30	320	Pass
	6885	187	ax (40MHz)	484	65	243.8/286.8 (MCS11)	37.91	41.73	320	Pass
	7005	211	ax (40MHz)	484	65	243.8/286.8 (MCS11)	37.87	41.65	320	Pass
	7085	227	ax (40MHz)	484	65	243.8/286.8 (MCS11)	37.99	41.86	320	Pass
	6945	199	ax (80MHz)	996	67	510.4/600.5 (MCS11)	77.21	81.35	320	Pass
	7025	215	ax (80MHz)	996	67	510.4/600.5 (MCS11)	77.15	82.44	320	Pass
	6985	207	ax (160MHz)	996	68	1020.8/1201 (MCS11)	156.84	167.41	320	Pass

Table 7-5. Conducted Bandwidth Measurements Antenna 4a (Fully – Loaded RU)

FCC ID: BCGA2435 IC: 579C-A2435		MEASUREMENT REPORT (CERTIFICATION)	Approved by: Technical Manager
Test Report S/N: 1C2205090025-22-R3.BCG	Test Dates: 05/27/2022 - 9/12/2022	EUT Type: Tablet Device	Page 32 of 323



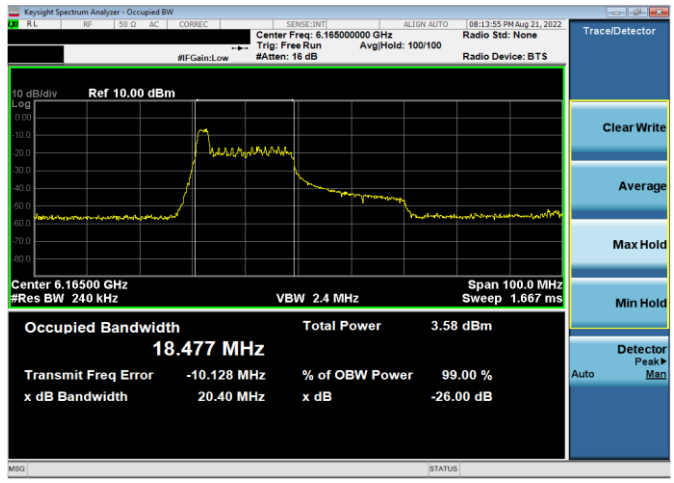
Plot 7-65. 26dB & 99% Bandwidth Plot Antenna 5b (20MHz 802.11ax RU26 (UNII Band 5) – Ch. 45)



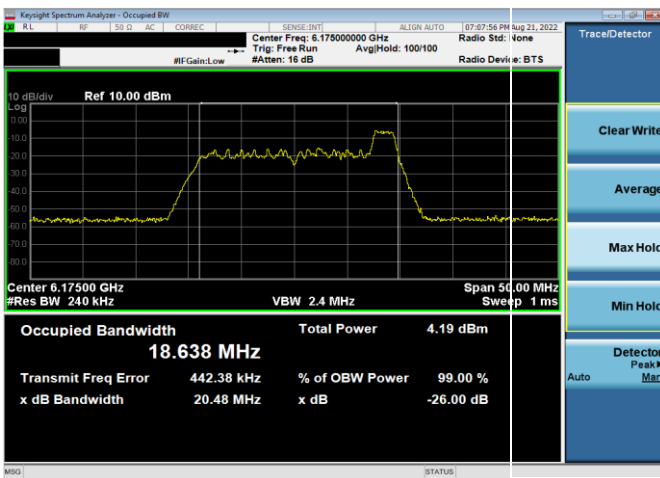
Plot 7-68. 26dB & 99% Bandwidth Plot Antenna 5b (20MHz 802.11ax RU242 (UNII Band 5) – Ch. 45)



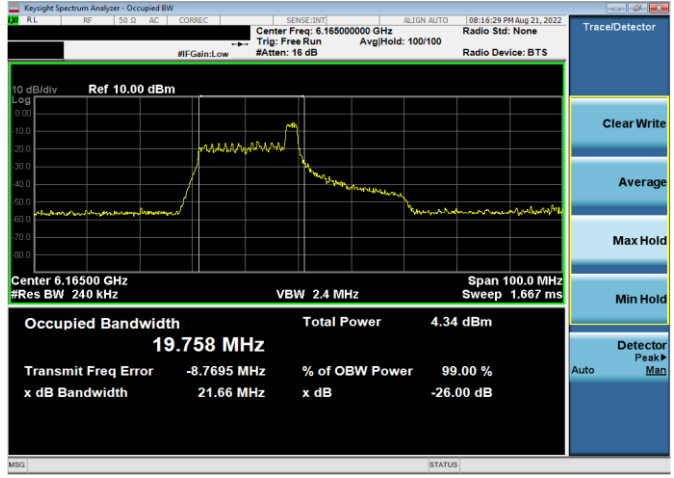
Plot 7-66. 26dB & 99% Bandwidth Plot Antenna 5b (20MHz 802.11ax RU26 (UNII Band 5) – Ch. 45)



Plot 7-69. 26dB & 99% Bandwidth Plot Antenna 5b (40MHz 802.11ax RU26 (UNII Band 5) – Ch. 43)

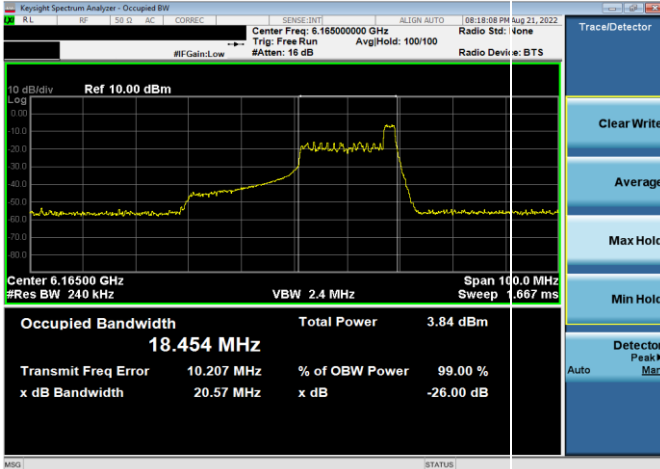


Plot 7-67. 26dB & 99% Bandwidth Plot Antenna 5b (20MHz 802.11ax RU26 (UNII Band 5) – Ch. 45)

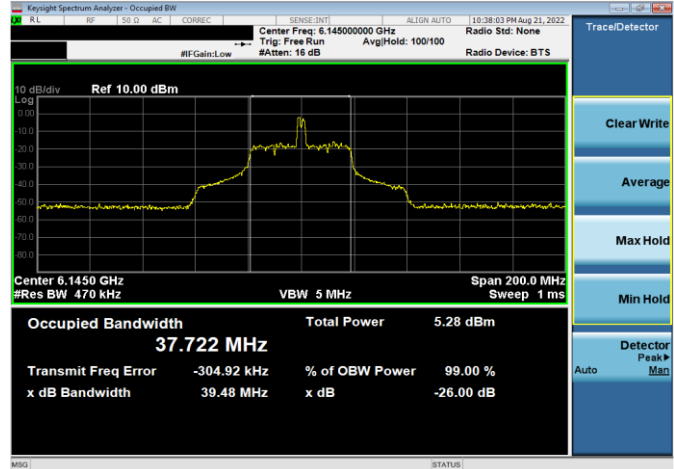


Plot 7-70. 26dB & 99% Bandwidth Plot Antenna 5b (40MHz 802.11ax RU26 (UNII Band 5) – Ch. 43)

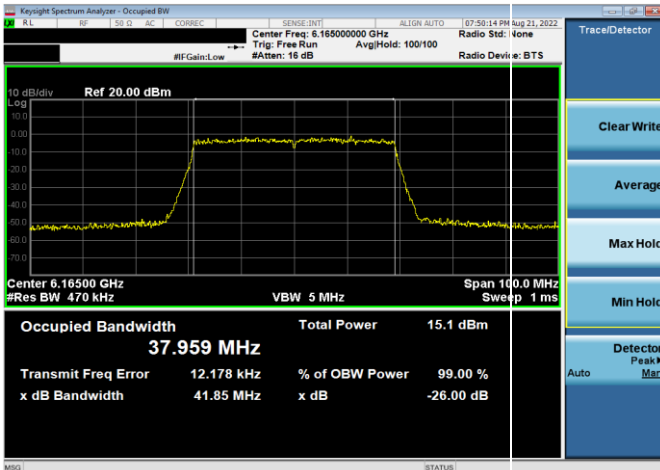
FCC ID: BCGA2435 IC: 579C-A2435		MEASUREMENT REPORT (CERTIFICATION)	Approved by: Technical Manager
Test Report S/N: 1C2205090025-22-R3.BCG	Test Dates: 05/27/2022 - 9/12/2022	EUT Type: Tablet Device	Page 33 of 323



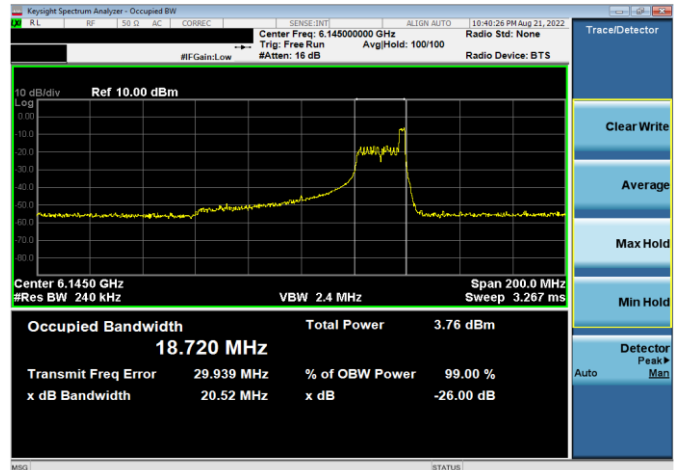
Plot 7-71. 26dB & 99% Bandwidth Plot Antenna 5b (40MHz 802.11ax RU26 (UNII Band 5) – Ch. 43)



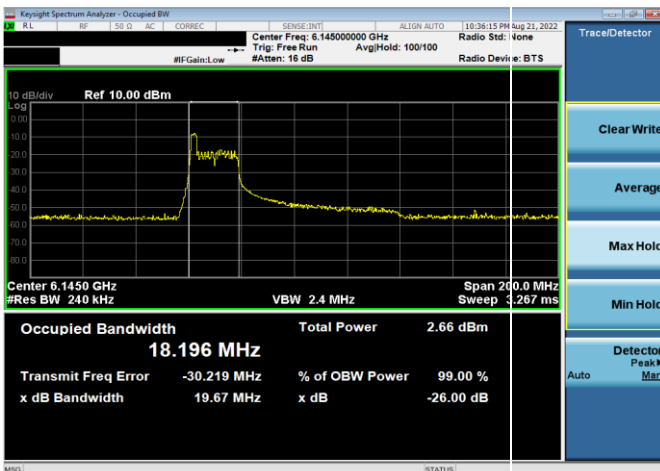
Plot 7-74. 26dB & 99% Bandwidth Plot Antenna 5b (80MHz 802.11ax RU26 (UNII Band 5) – Ch. 39)



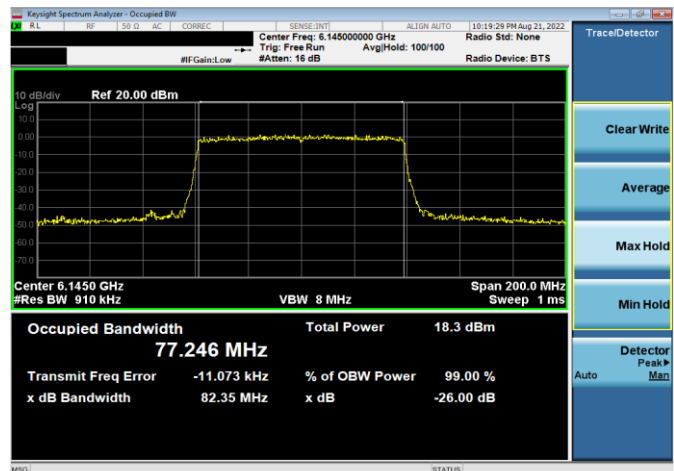
Plot 7-72. 26dB & 99% Bandwidth Plot Antenna 5b (40MHz 802.11ax RU484 (UNII Band 5) – Ch. 43)



Plot 7-75. 26dB & 99% Bandwidth Plot Antenna 5b (80MHz 802.11ax RU26 (UNII Band 5) – Ch. 39)

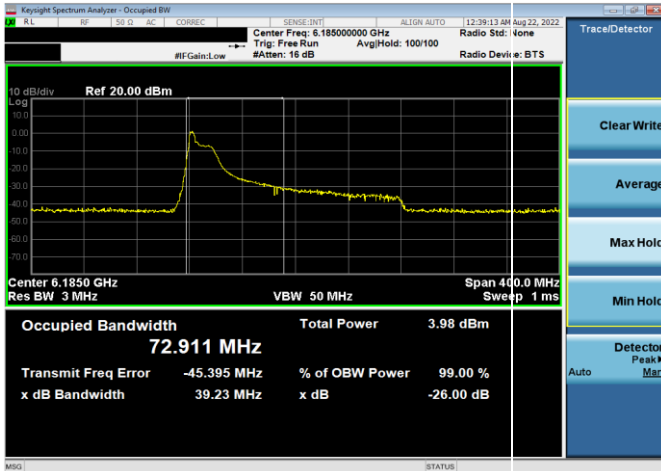


Plot 7-73. 26dB & 99% Bandwidth Plot Antenna 5b (80MHz 802.11ax RU26 (UNII Band 5) – Ch. 39)

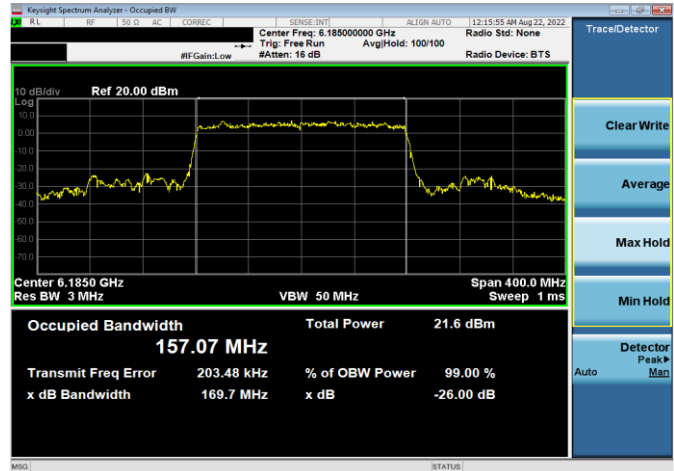


Plot 7-76. 26dB & 99% Bandwidth Plot Antenna 5b (80MHz 802.11ax RU996 (UNII Band 5) – Ch. 39)

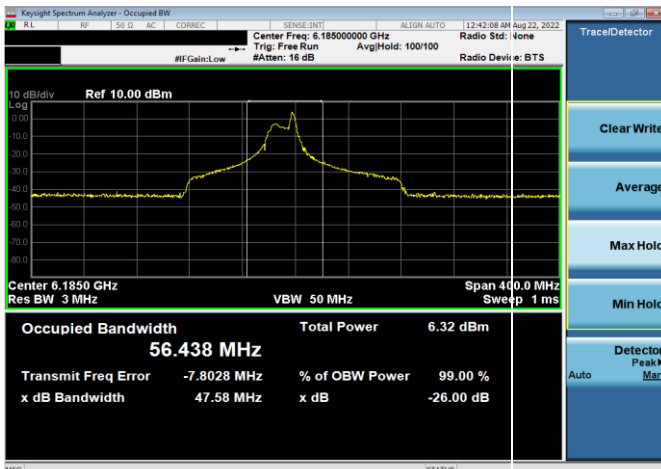
FCC ID: BCGA2435 IC: 579C-A2435		MEASUREMENT REPORT (CERTIFICATION)	Approved by: Technical Manager
Test Report S/N: 1C2205090025-22-R3.BCG	Test Dates: 05/27/2022 - 9/12/2022	EUT Type: Tablet Device	Page 34 of 323



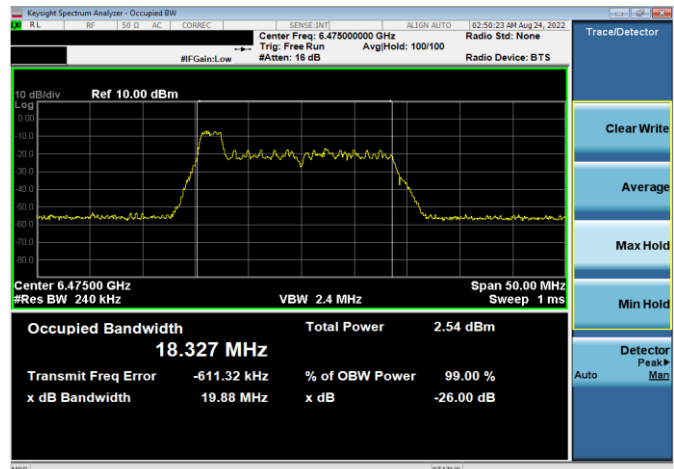
Plot 7-77. 26dB & 99% Bandwidth Plot Antenna 5b (160MHz 802.11ax RU26 (UNII Band 5) – Ch. 47)



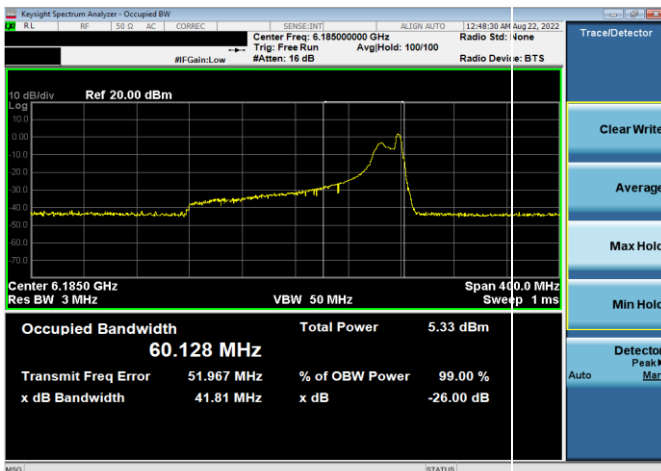
Plot 7-80. 26dB & 99% Bandwidth Plot Antenna 5b (160MHz 802.11ax RU484 (UNII Band 5) – Ch. 47)



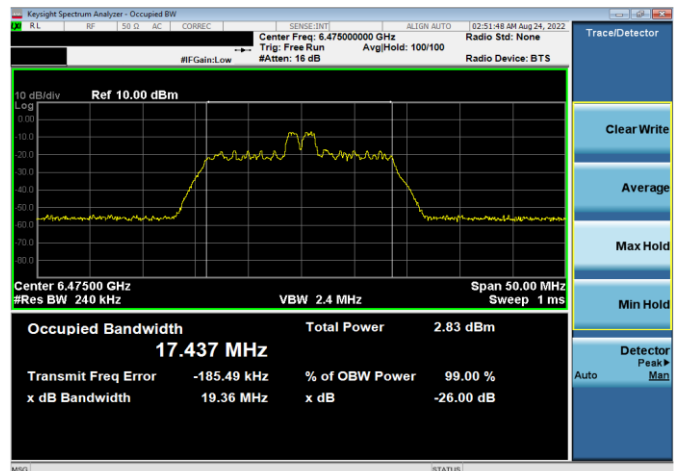
Plot 7-78. 26dB & 99% Bandwidth Plot Antenna 5b (160MHz 802.11ax RU26 (UNII Band 5) – Ch. 47)



Plot 7-81. 26dB & 99% Bandwidth Plot Antenna 5b (20MHz 802.11ax RU26 (UNII Band 6) – Ch. 105)

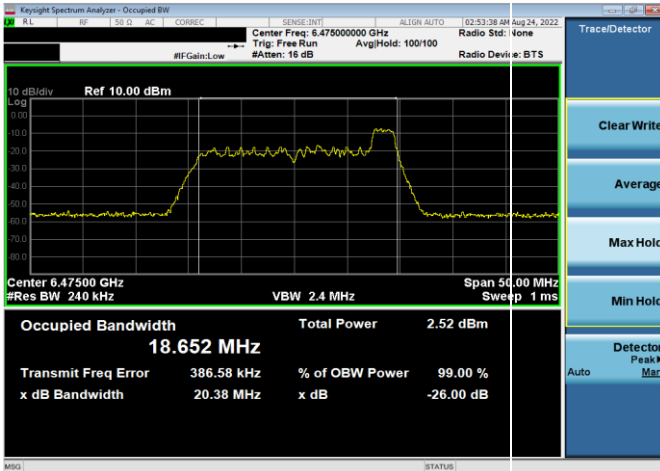


Plot 7-79. 26dB & 99% Bandwidth Plot Antenna 5b (160MHz 802.11ax RU26 (UNII Band 5) – Ch. 47)

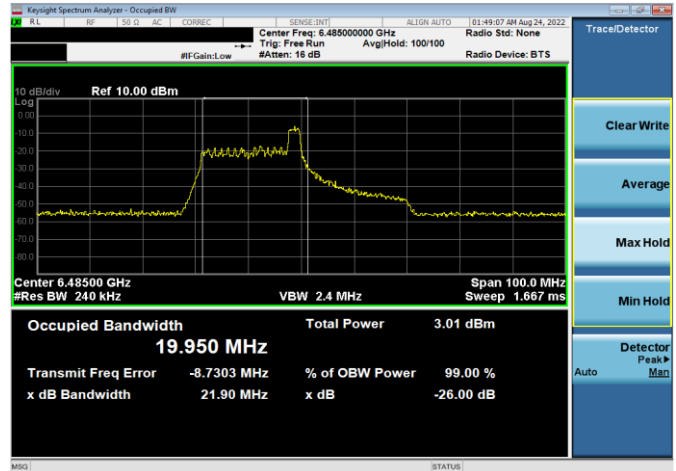


Plot 7-82. 26dB & 99% Bandwidth Plot Antenna 5b (20MHz 802.11ax RU26 (UNII Band 6) – Ch. 105)

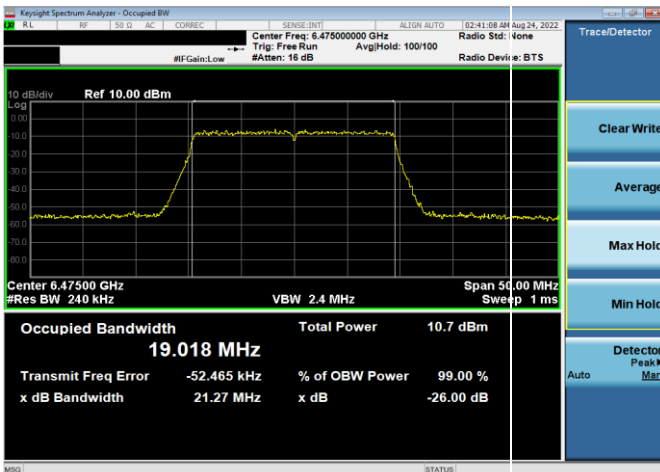
FCC ID: BCGA2435 IC: 579C-A2435		MEASUREMENT REPORT (CERTIFICATION)	Approved by: Technical Manager
Test Report S/N: 1C2205090025-22-R3.BCG	Test Dates: 05/27/2022 - 9/12/2022	EUT Type: Tablet Device	Page 35 of 323



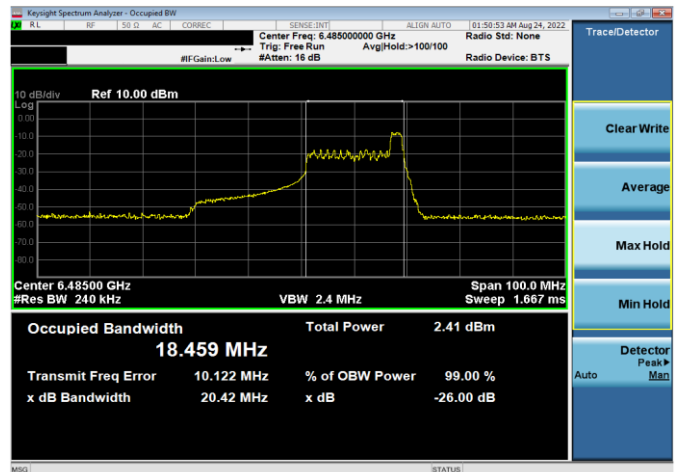
Plot 7-83. 26dB & 99% Bandwidth Plot Antenna 5b (20MHz 802.11ax RU26 (UNII Band 6) – Ch. 105)



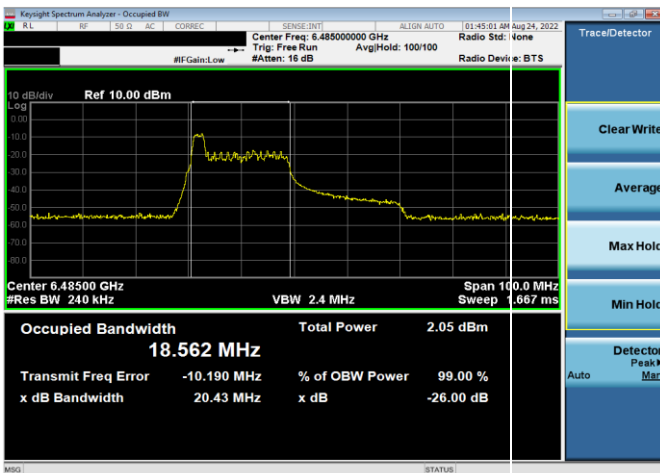
Plot 7-86. 26dB & 99% Bandwidth Plot Antenna 5b (40MHz 802.11ax RU26 (UNII Band 6) – Ch. 107)



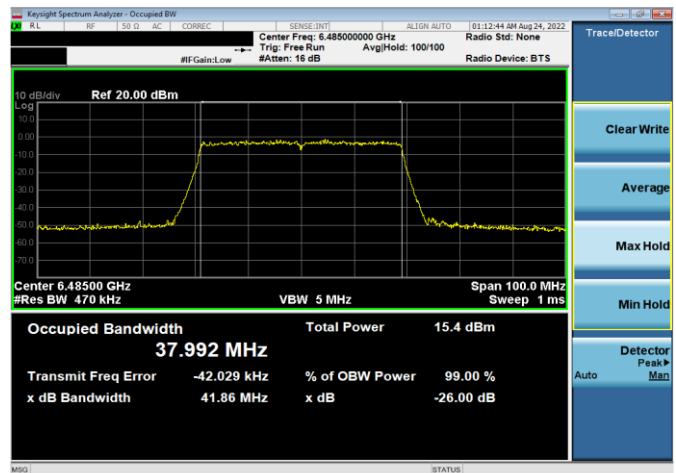
Plot 7-84. 26dB & 99% Bandwidth Plot Antenna 5b (20MHz 802.11ax RU242 (UNII Band 6) – Ch. 105)



Plot 7-87. 26dB & 99% Bandwidth Plot Antenna 5b (40MHz 802.11ax RU26 (UNII Band 6) – Ch. 107)

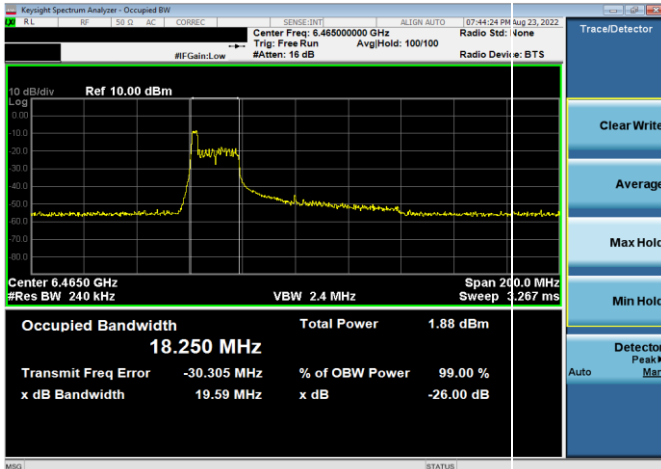


Plot 7-85. 26dB & 99% Bandwidth Plot Antenna 5b (40MHz 802.11ax RU26 (UNII Band 6) – Ch. 107)

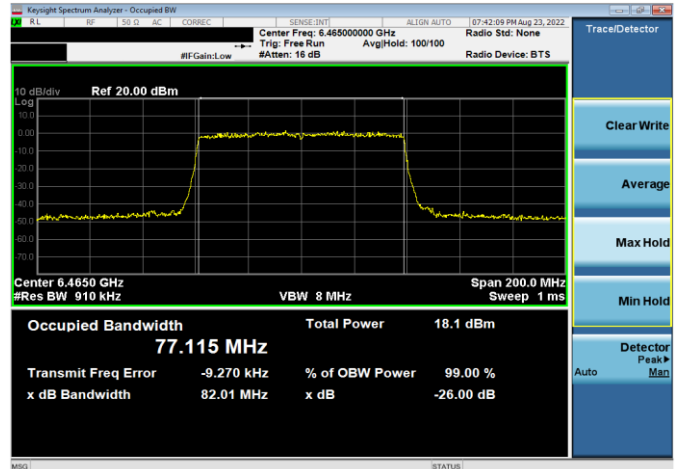


Plot 7-88. 26dB & 99% Bandwidth Plot Antenna 5b (40MHz 802.11ax RU484 (UNII Band 6) – Ch. 107)

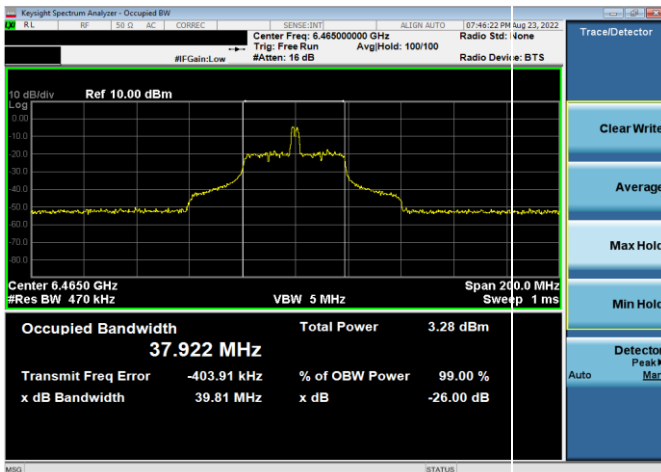
FCC ID: BCGA2435 IC: 579C-A2435		MEASUREMENT REPORT (CERTIFICATION)	Approved by: Technical Manager
Test Report S/N: 1C2205090025-22-R3.BCG	Test Dates: 05/27/2022 - 9/12/2022	EUT Type: Tablet Device	Page 36 of 323



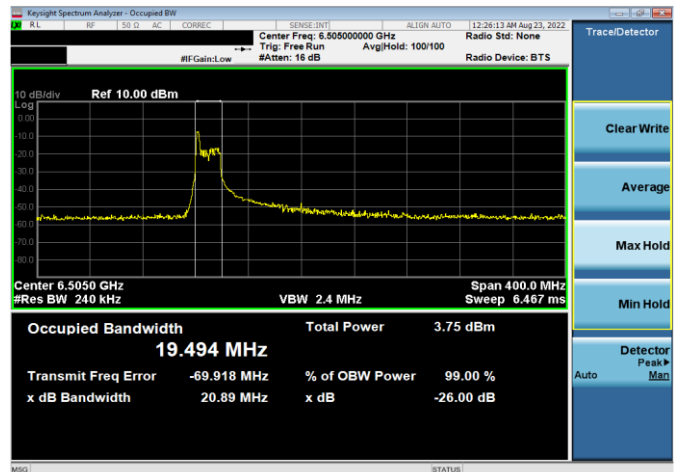
Plot 7-89. 26dB & 99% Bandwidth Plot Antenna 5b (80MHz 802.11ax RU26 (UNII Band 6) – Ch. 103)



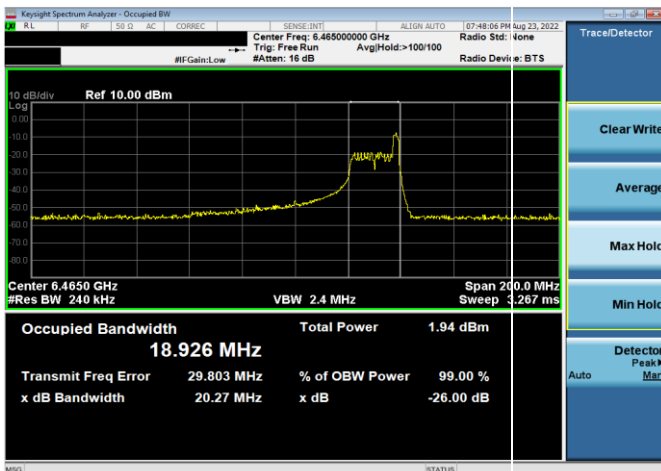
Plot 7-92. 26dB & 99% Bandwidth Plot Antenna 5b (80MHz 802.11ax RU96 (UNII Band 6) – Ch. 103)



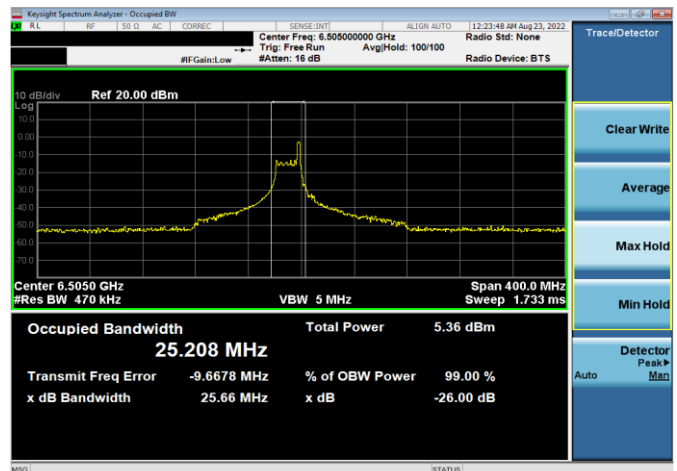
Plot 7-90. 26dB & 99% Bandwidth Plot Antenna 5b (80MHz 802.11ax RU26 (UNII Band 6) – Ch. 103)



Plot 7-93. 26dB & 99% Bandwidth Plot Antenna 5b (160MHz 802.11ax RU26 (UNII Band 6) – Ch. 111)

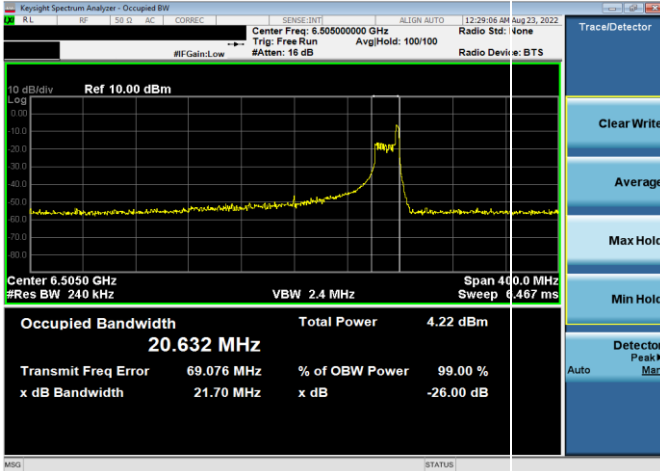


Plot 7-91. 26dB & 99% Bandwidth Plot Antenna 5b (80MHz 802.11ax RU26 (UNII Band 6) – Ch. 103)

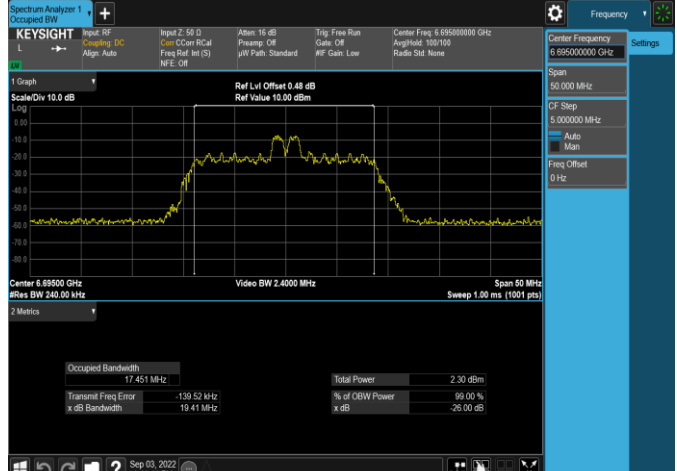


Plot 7-94. 26dB & 99% Bandwidth Plot Antenna 5b (160MHz 802.11ax RU26 (UNII Band 6) – Ch. 111)

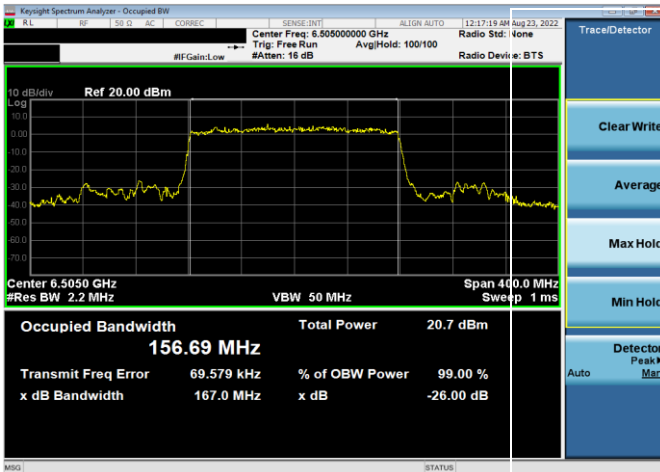
FCC ID: BCGA2435 IC: 579C-A2435		MEASUREMENT REPORT (CERTIFICATION)	Approved by: Technical Manager
Test Report S/N: 1C2205090025-22-R3.BCG	Test Dates: 05/27/2022 - 9/12/2022	EUT Type: Tablet Device	Page 37 of 323



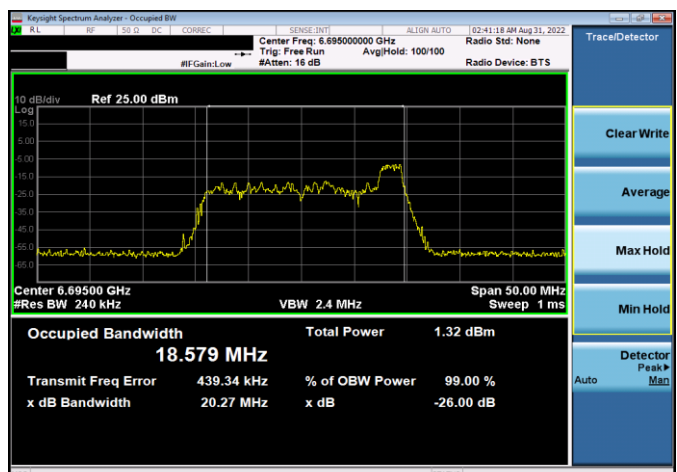
Plot 7-95. 26dB & 99% Bandwidth Plot Antenna 5b (160MHz 802.11ax RU26 (UNII Band 6) – Ch. 111)



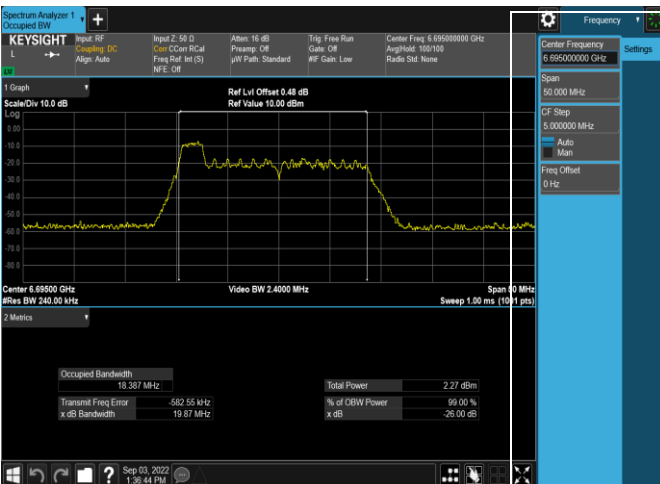
Plot 7-98. 26dB & 99% Bandwidth Plot Antenna 5b (20MHz 802.11ax RU26 (UNII Band 7) – Ch. 149)



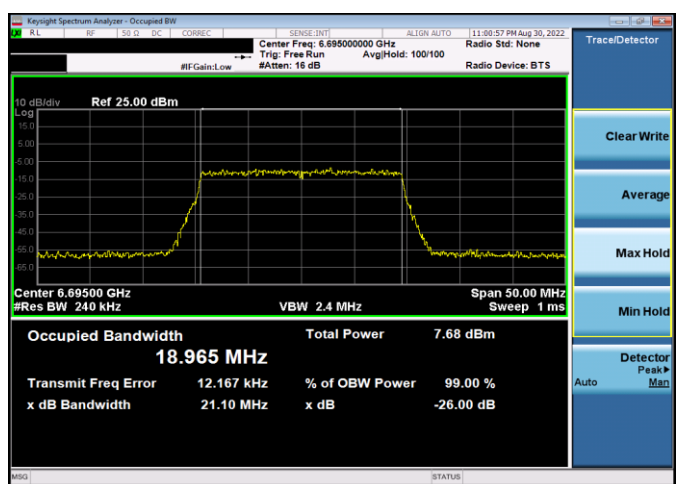
Plot 7-96. 26dB & 99% Bandwidth Plot Antenna 5b (160MHz 802.11ax RU484 (UNII Band 6) – Ch. 111)



Plot 7-99. 26dB & 99% Bandwidth Plot Antenna 5b (20MHz 802.11ax RU26 (UNII Band 7) – Ch. 149)

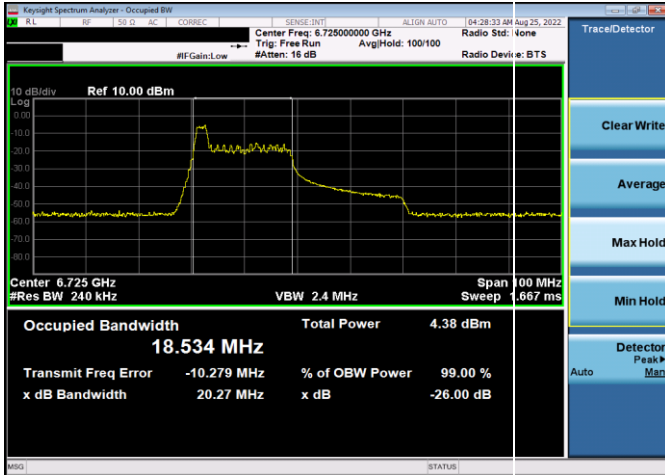


Plot 7-97. 26dB & 99% Bandwidth Plot Antenna 5b (20MHz 802.11ax RU26 (UNII Band 7) – Ch. 149)

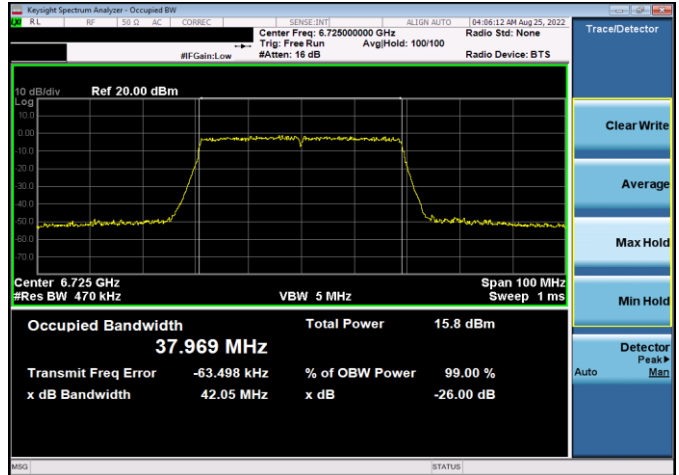


Plot 7-100. 26dB & 99% Bandwidth Plot Antenna 5b (20MHz 802.11ax RU242 (UNII Band 7) – Ch. 149)

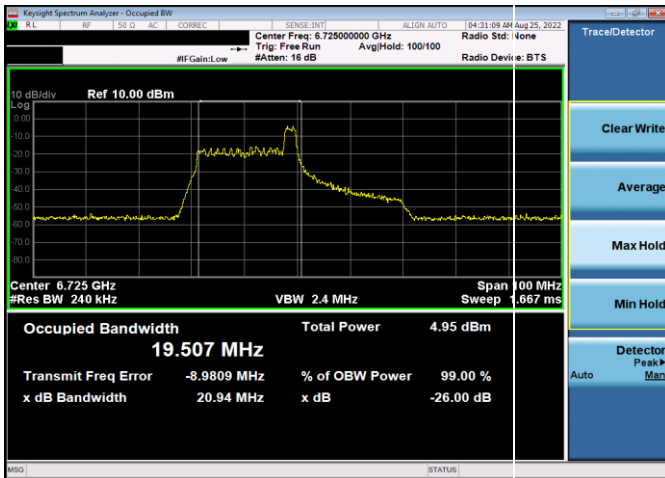
FCC ID: BCGA2435 IC: 579C-A2435		MEASUREMENT REPORT (CERTIFICATION)	Approved by: Technical Manager
Test Report S/N: 1C2205090025-22-R3.BCG	Test Dates: 05/27/2022 - 9/12/2022	EUT Type: Tablet Device	Page 38 of 323



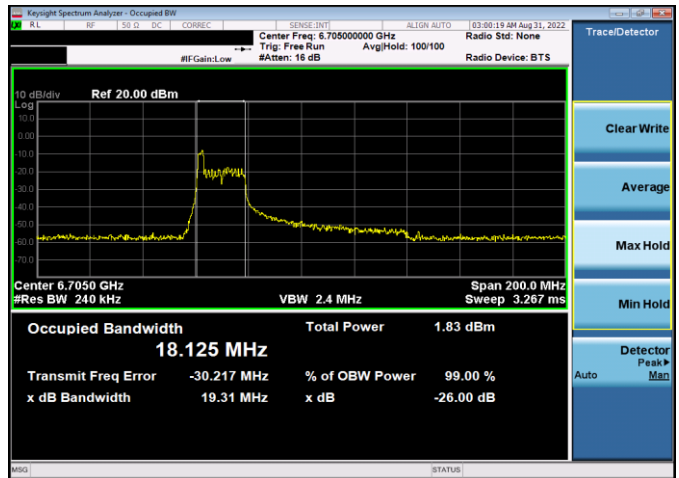
Plot 7-101. 26dB & 99% Bandwidth Plot Antenna 5b (40MHz 802.11ax RU26 (UNII Band 7) – Ch. 155)



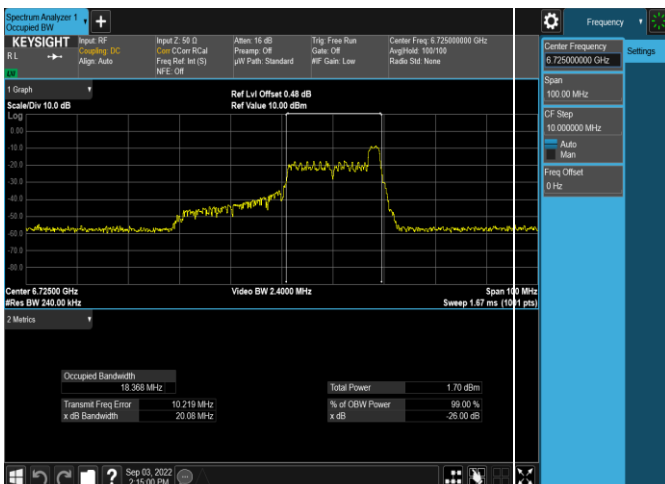
Plot 7-104. 26dB & 99% Bandwidth Plot Antenna 5b (40MHz 802.11ax RU484 (UNII Band 7) – Ch. 155)



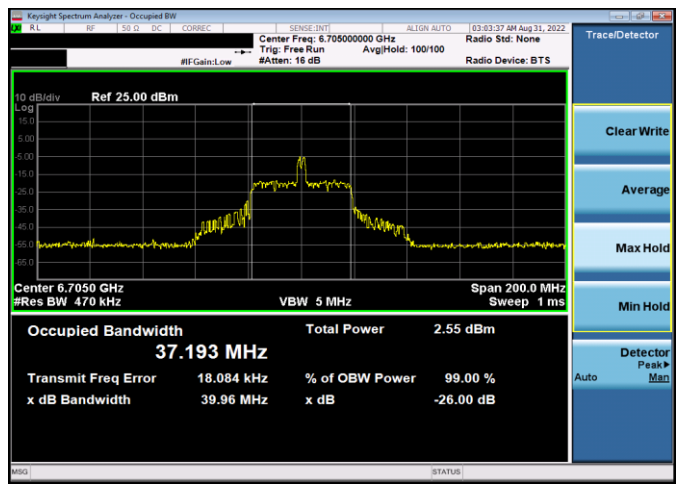
Plot 7-102. 26dB & 99% Bandwidth Plot Antenna 5b (40MHz 802.11ax RU26 (UNII Band 7) – Ch. 155)



Plot 7-105. 26dB & 99% Bandwidth Plot Antenna 5b (80MHz 802.11ax RU26 (UNII Band 7) – Ch. 151)

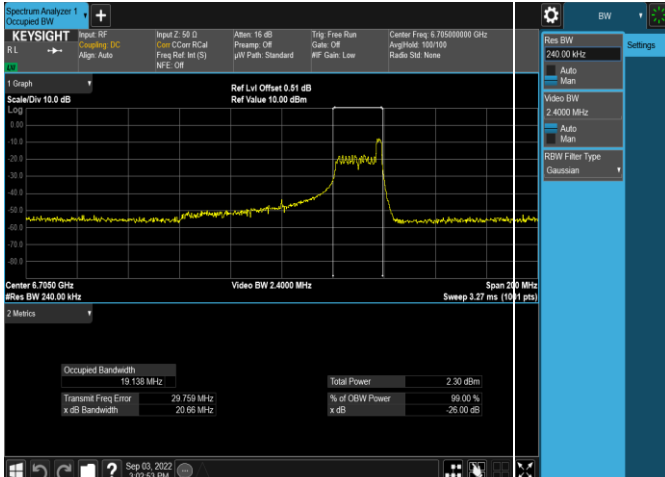


Plot 7-103. 26dB & 99% Bandwidth Plot Antenna 5b (40MHz 802.11ax RU26 (UNII Band 7) – Ch. 155)

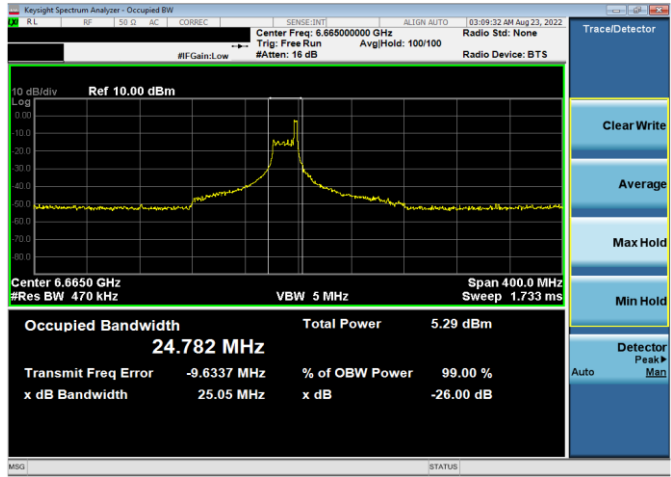


Plot 7-106. 26dB & 99% Bandwidth Plot Antenna 5b (80MHz 802.11ax RU26 (UNII Band 7) – Ch. 151)

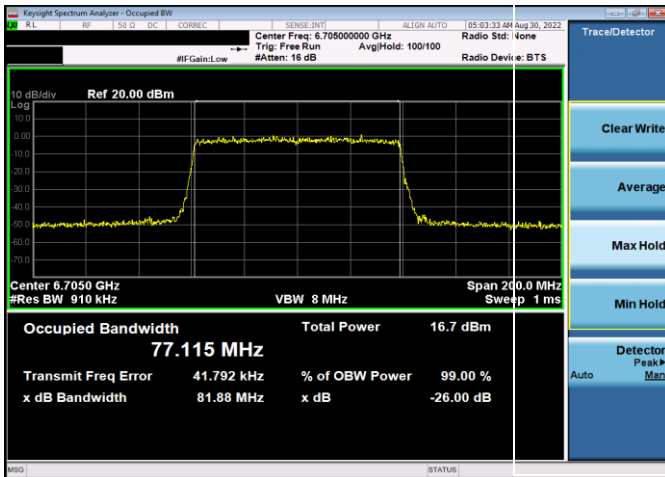
FCC ID: BCGA2435 IC: 579C-A2435		MEASUREMENT REPORT (CERTIFICATION)	Approved by: Technical Manager
Test Report S/N: 1C2205090025-22-R3.BCG	Test Dates: 05/27/2022 - 9/12/2022	EUT Type: Tablet Device	Page 39 of 323



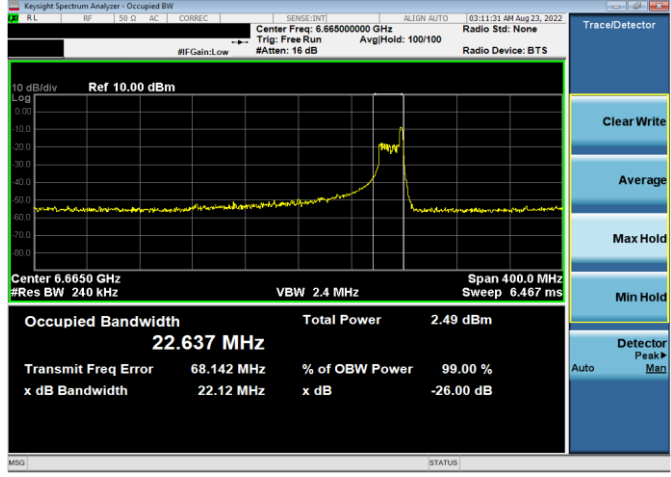
Plot 7-107. 26dB & 99% Bandwidth Plot Antenna 5b (80MHz 802.11ax RU26 (UNII Band 7) – Ch. 151)



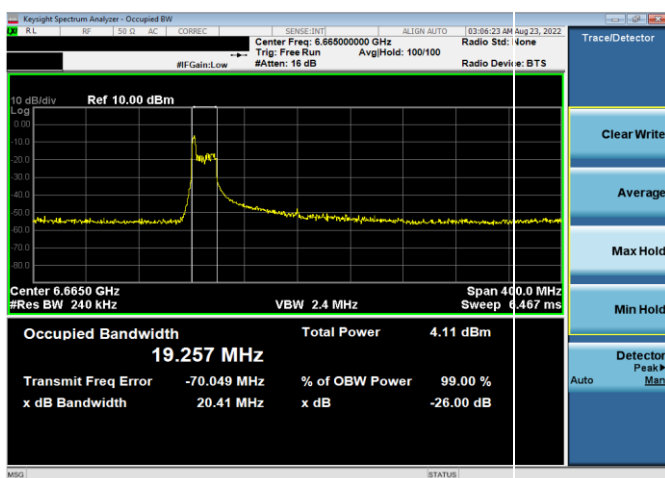
Plot 7-110. 26dB & 99% Bandwidth Plot Antenna 5b (160MHz 802.11ax RU26 (UNII Band 7) – Ch. 143)



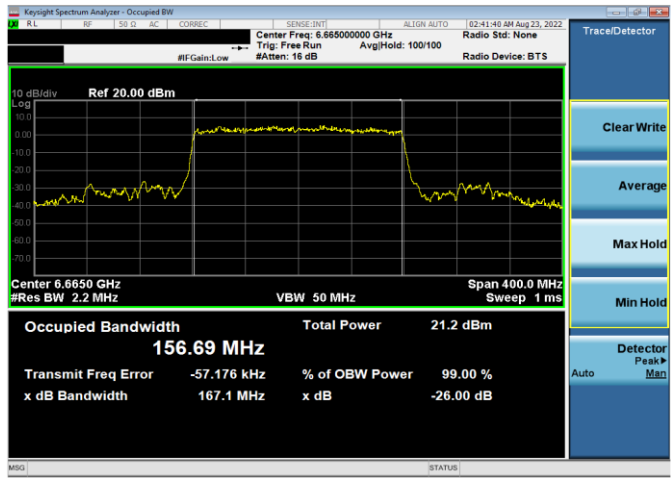
Plot 7-108. 26dB & 99% Bandwidth Plot Antenna 5b (80MHz 802.11ax RU996 (UNII Band 7) – Ch. 151)



Plot 7-111. 26dB & 99% Bandwidth Plot Antenna 5b (160MHz 802.11ax RU26 (UNII Band 7) – Ch. 143)

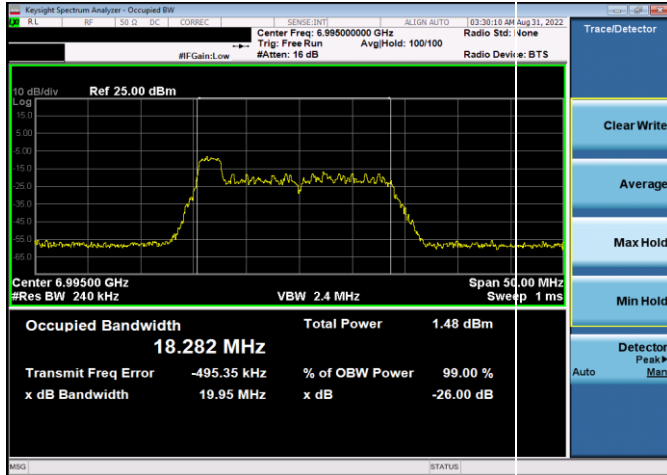


Plot 7-109. 26dB & 99% Bandwidth Plot Antenna 5b (160MHz 802.11ax RU26 (UNII Band 7) – Ch. 143)

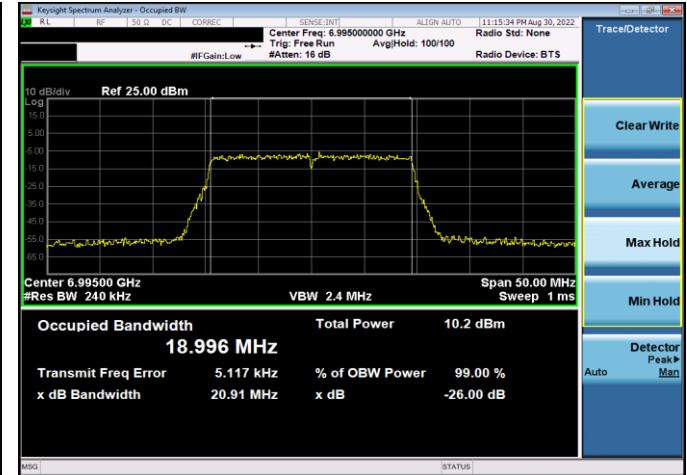


Plot 7-112. 26dB & 99% Bandwidth Plot Antenna 5b (160MHz 802.11ax RU484 (UNII Band 7) – Ch. 143)

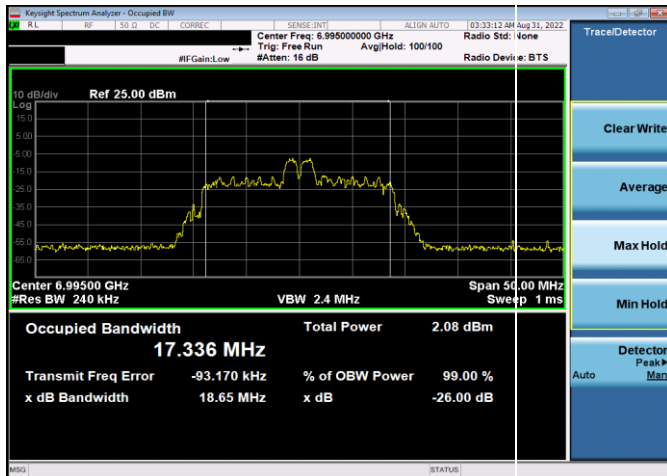
FCC ID: BCGA2435 IC: 579C-A2435		MEASUREMENT REPORT (CERTIFICATION)	Approved by: Technical Manager
Test Report S/N: 1C2205090025-22-R3.BCG	Test Dates: 05/27/2022 - 9/12/2022	EUT Type: Tablet Device	Page 40 of 323



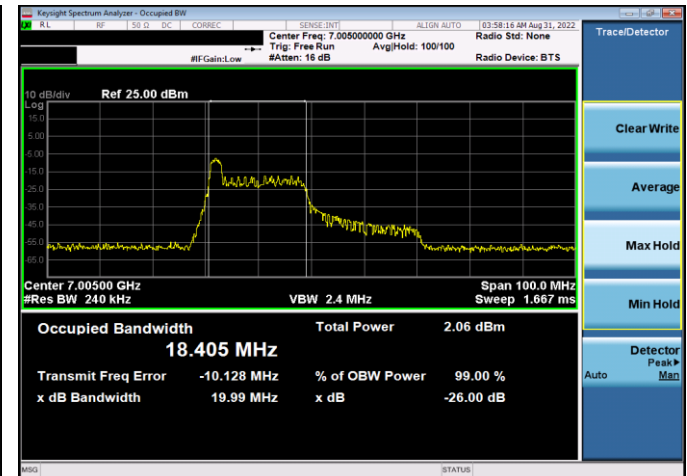
Plot 7-113. 26dB & 99% Bandwidth Plot Antenna 5b (20MHz 802.11ax RU26 (UNII Band 8) – Ch. 209)



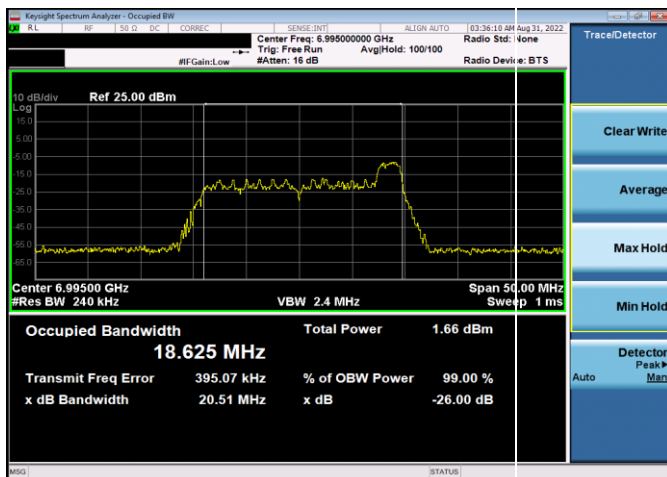
Plot 7-116. 26dB & 99% Bandwidth Plot Antenna 5b (20MHz 802.11ax RU242 (UNII Band 8) – Ch. 209)



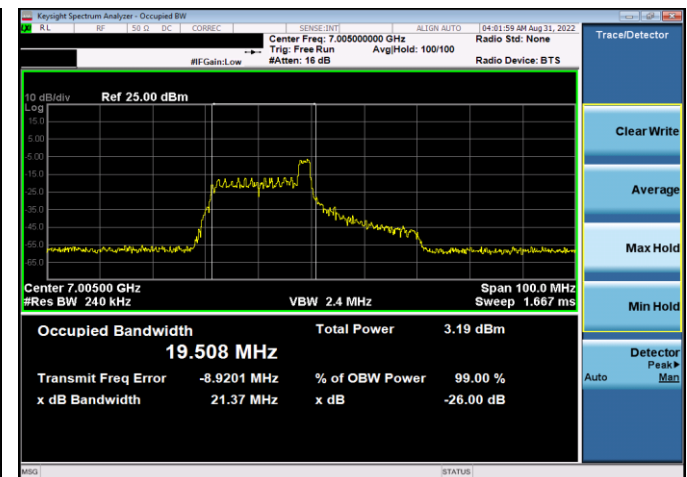
Plot 7-114. 26dB & 99% Bandwidth Plot Antenna 5b (20MHz 802.11ax RU26 (UNII Band 8) – Ch. 209)



Plot 7-117. 26dB & 99% Bandwidth Plot Antenna 5b (40MHz 802.11ax RU26 (UNII Band 8) – Ch. 211)

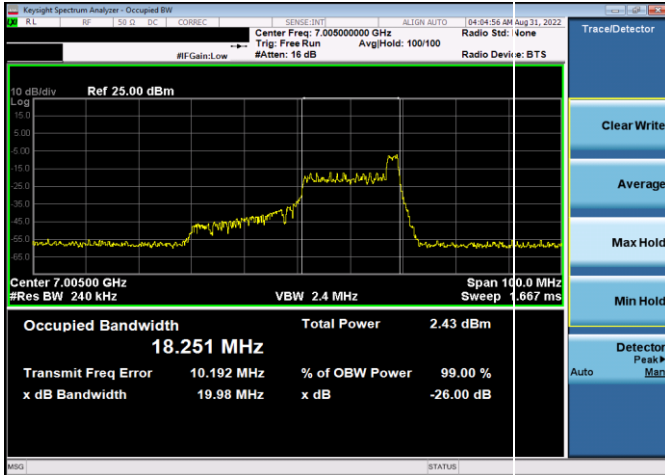


Plot 7-115. 26dB & 99% Bandwidth Plot Antenna 5b (20MHz 802.11ax RU26 (UNII Band 8) – Ch. 209)

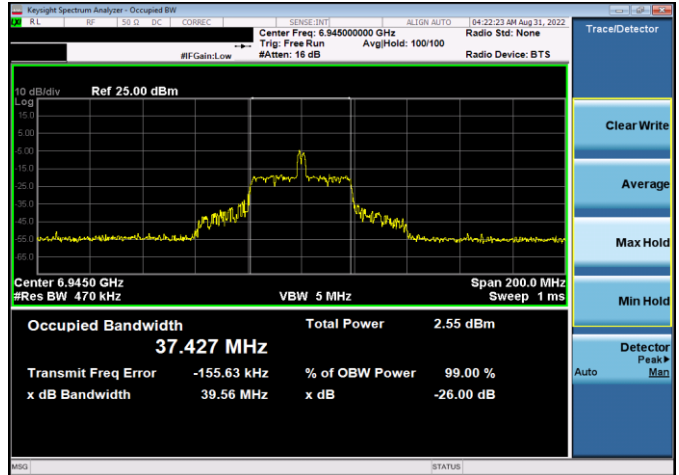


Plot 7-118. 26dB & 99% Bandwidth Plot Antenna 5b (40MHz 802.11ax RU26 (UNII Band 8) – Ch. 211)

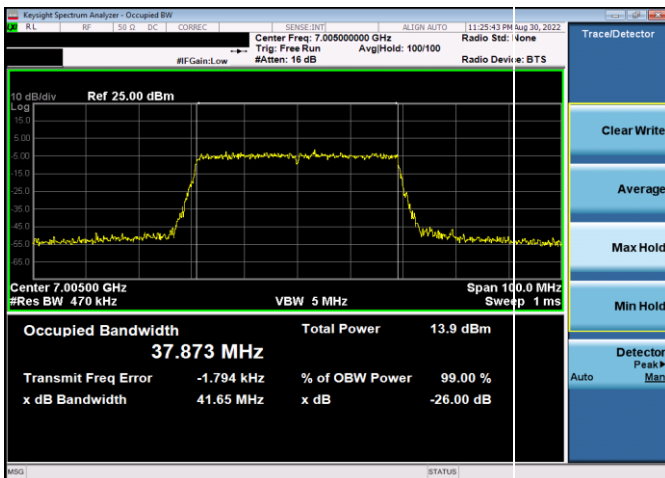
FCC ID: BCGA2435 IC: 579C-A2435		MEASUREMENT REPORT (CERTIFICATION)	Approved by: Technical Manager
Test Report S/N: 1C2205090025-22-R3.BCG	Test Dates: 05/27/2022 - 9/12/2022	EUT Type: Tablet Device	Page 41 of 323



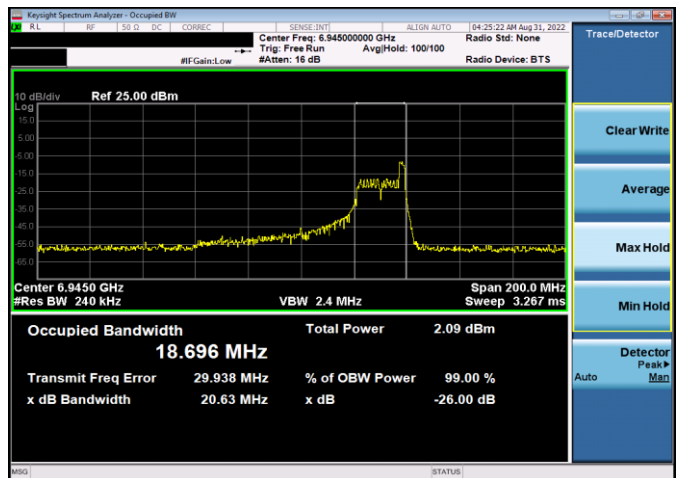
Plot 7-119. 26dB & 99% Bandwidth Plot Antenna 5b (40MHz 802.11ax RU26 (UNII Band 8) – Ch. 211)



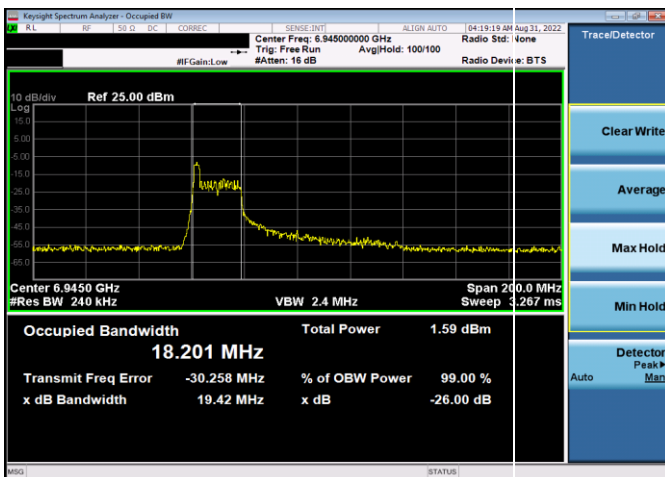
Plot 7-122. 26dB & 99% Bandwidth Plot Antenna 5b (80MHz 802.11ax RU26 (UNII Band 8) – Ch. 199)



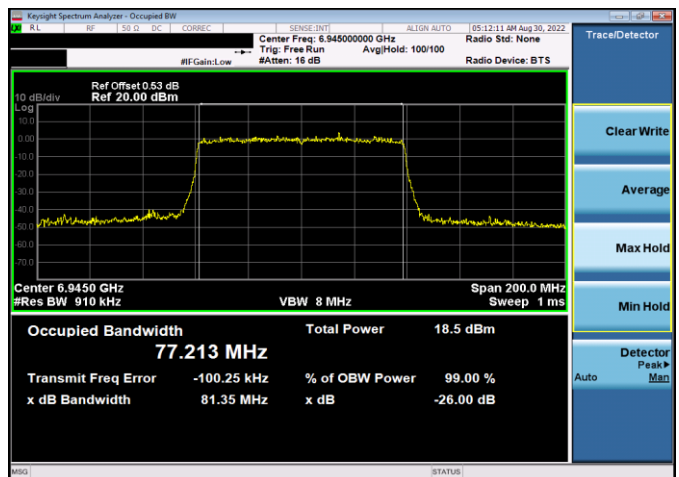
Plot 7-120. 26dB & 99% Bandwidth Plot Antenna 5b (40MHz 802.11ax RU484 (UNII Band 8) – Ch. 211)



Plot 7-123. 26dB & 99% Bandwidth Plot Antenna 5b (80MHz 802.11ax RU26 (UNII Band 8) – Ch. 199)

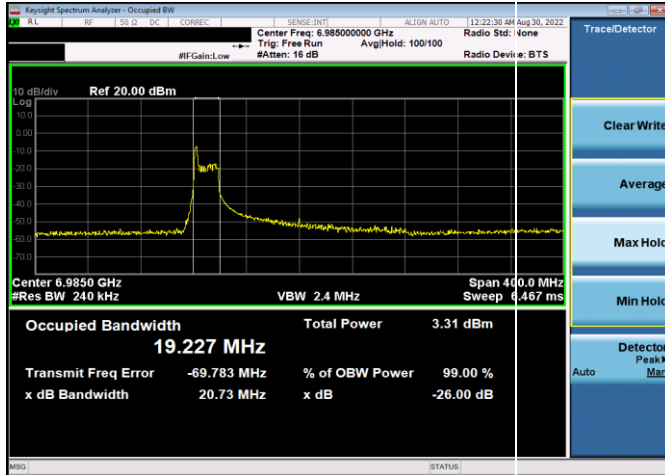


Plot 7-121. 26dB & 99% Bandwidth Plot Antenna 5b (80MHz 802.11ax RU26 (UNII Band 8) – Ch. 199)

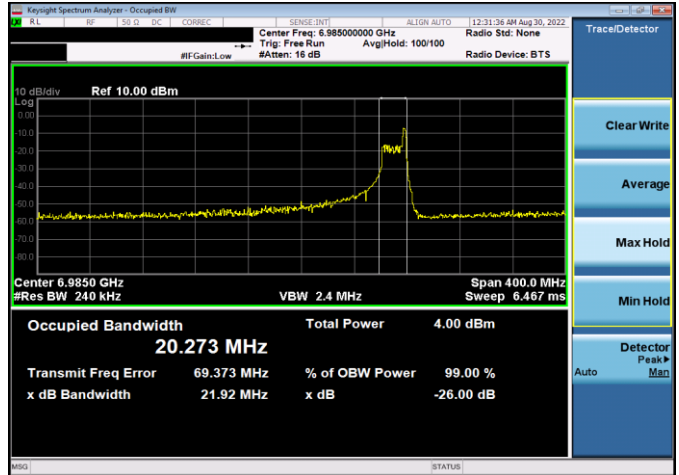


Plot 7-124. 26dB & 99% Bandwidth Plot Antenna 5b (80MHz 802.11ax RU996 (UNII Band 8) – Ch. 199)

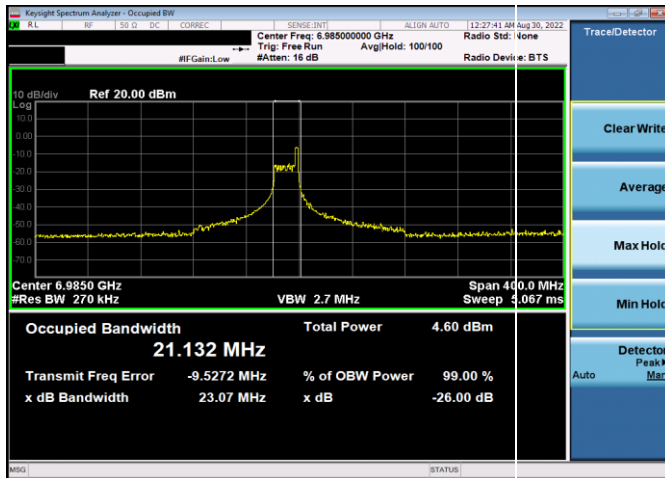
FCC ID: BCGA2435 IC: 579C-A2435		MEASUREMENT REPORT (CERTIFICATION)	Approved by: Technical Manager
Test Report S/N: 1C2205090025-22-R3.BCG	Test Dates: 05/27/2022 - 9/12/2022	EUT Type: Tablet Device	Page 42 of 323



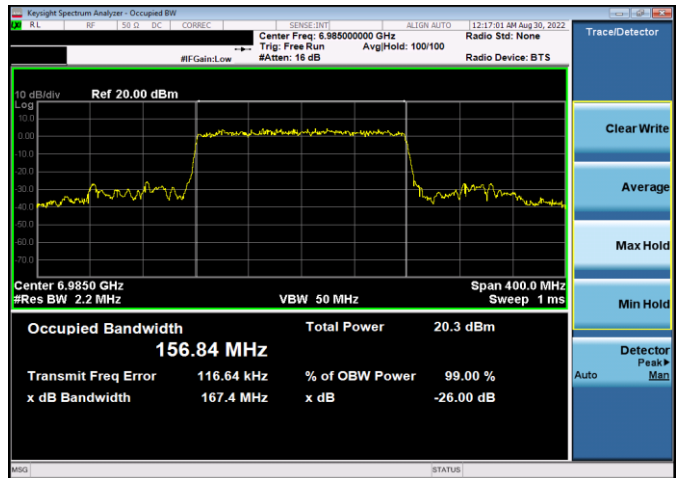
Plot 7-125. 26dB & 99% Bandwidth Plot Antenna 5b (160MHz 802.11ax RU26 (UNII Band 8) – Ch. 207)



Plot 7-127. 26dB & 99% Bandwidth Plot Antenna 5b (160MHz 802.11ax RU26 (UNII Band 8) – Ch. 207)



Plot 7-126. 26dB & 99% Bandwidth Plot Antenna 5b (160MHz 802.11ax RU26 (UNII Band 8) – Ch. 207)



Plot 7-128. 26dB & 99% Bandwidth Plot Antenna 5b (160MHz 802.11ax RU484 (UNII Band 8) – Ch. 207)

FCC ID: BCGA2435 IC: 579C-A2435		MEASUREMENT REPORT (CERTIFICATION)	Approved by: Technical Manager
Test Report S/N: 1C2205090025-22-R3.BCG	Test Dates: 05/27/2022 - 9/12/2022	EUT Type: Tablet Device	Page 43 of 323

7.3 Conducted Output Power and Max EIRP Measurement – 802.11ax OFDMA §15.407(a)(8), RSS-248 [4.6.3]

Test Overview and Limits

A transmitter antenna terminal of the EUT is connected to the input of an RF pulse power sensor. Measurement is made using a broadband average power meter while the EUT is operating at its maximum duty cycle, at its maximum power control level, as defined in ANSI C63.10-2013 and KDB 789033 D02 v02r01, and at the appropriate frequencies.

In the 5.925 – 7.125GHz band, the maximum e.i.r.p. over the frequency band of operation must not exceed 24 dBm.

Test Procedure Used

ANSI C63.10-2013 – Section 12.3.3.2 Method PM-G
KDB 789033 D02 v02r01 – Section E3)b) Method PM-G
ANSI C63.10-2013 – Section 14.2 Measure-and-Sum Technique
KDB 662911 v02r01 – Section E1) Measure-and-Sum Technique

Test Settings

Average power measurements were performed only when the EUT was transmitting at its maximum power control level using a broadband power meter with a pulse sensor. The power meter implemented triggering and gating capabilities which were set up such that power measurements were recorded only during the ON time of the transmitter. The trace was averaged over 100 traces to obtain the final measured average power.

Test Setup

The EUT and measurement equipment were set up as shown in the diagram below.



Figure 7-2. Test Instrument & Measurement Setup

Test Notes

None.

FCC ID: BCGA2435 IC: 579C-A2435		MEASUREMENT REPORT (CERTIFICATION)	Approved by: Technical Manager
Test Report S/N: 1C2205090025-22-R3.BCG	Test Dates: 05/27/2022 - 9/12/2022	EUT Type: Tablet Device	Page 44 of 323

7.3.1 Antenna 5b Conducted Output Power Measurements (RU26)

5GHz (20MHz Bandwidth)	Frequency [MHz]	Channel	Detector	RU Size	RU Index	Data Rate [Mbps]	Conducted Power [dBm]	Ant. Gain [dBi]	Max e.i.r.p. [dBm]	Max e.i.r.p. Limit [dBm]	e.i.r.p. Margin [dB]
	5955	1	AVG	26	0	12.5/14.7 (MCS11)	-4.76	4.20	-0.56	24.00	-24.56
			AVG	26	4	12.5/14.7 (MCS11)	-4.84	4.20	-0.64	24.00	-24.64
			AVG	26	8	12.5/14.7 (MCS11)	-4.76	4.20	-0.56	24.00	-24.56
	6175	45	AVG	26	0	12.5/14.7 (MCS11)	-4.86	3.90	-0.96	24.00	-24.96
			AVG	26	4	12.5/14.7 (MCS11)	-4.98	3.90	-1.08	24.00	-25.08
			AVG	26	8	12.5/14.7 (MCS11)	-4.86	3.90	-0.96	24.00	-24.96
	6415	93	AVG	26	0	12.5/14.7 (MCS11)	-4.94	4.30	-0.64	24.00	-24.64
			AVG	26	4	12.5/14.7 (MCS11)	-4.86	4.30	-0.56	24.00	-24.56
			AVG	26	8	12.5/14.7 (MCS11)	-4.79	4.30	-0.49	24.00	-24.49
	6435	97	AVG	26	0	12.5/14.7 (MCS11)	-5.06	4.30	-0.76	24.00	-24.76
			AVG	26	4	12.5/14.7 (MCS11)	-5.04	4.30	-0.74	24.00	-24.74
AVG			26	8	12.5/14.7 (MCS11)	-5.19	4.30	-0.89	24.00	-24.89	
6475	105	AVG	26	0	12.5/14.7 (MCS11)	-5.10	4.30	-0.80	24.00	-24.80	
		AVG	26	4	12.5/14.7 (MCS11)	-5.17	4.30	-0.87	24.00	-24.87	
		AVG	26	8	12.5/14.7 (MCS11)	-5.21	4.30	-0.91	24.00	-24.91	
6515	113	AVG	26	0	12.5/14.7 (MCS11)	-5.06	3.40	-1.66	24.00	-25.66	
		AVG	26	4	12.5/14.7 (MCS11)	-5.08	3.40	-1.68	24.00	-25.68	
		AVG	26	8	12.5/14.7 (MCS11)	-5.11	3.40	-1.71	24.00	-25.71	
6535	117	AVG	26	0	12.5/14.7 (MCS11)	-5.45	3.40	-2.05	24.00	-26.05	
		AVG	26	4	12.5/14.7 (MCS11)	-5.30	3.40	-1.90	24.00	-25.90	
		AVG	26	8	12.5/14.7 (MCS11)	-5.33	3.40	-1.93	24.00	-25.93	
6695	149	AVG	26	0	12.5/14.7 (MCS11)	-5.26	4.20	-1.06	24.00	-25.06	
		AVG	26	4	12.5/14.7 (MCS11)	-5.48	4.20	-1.28	24.00	-25.28	
		AVG	26	8	12.5/14.7 (MCS11)	-5.29	4.20	-1.09	24.00	-25.09	
6875	185	AVG	26	0	12.5/14.7 (MCS11)	-5.32	4.70	-0.62	24.00	-24.62	
		AVG	26	4	12.5/14.7 (MCS11)	-5.34	4.70	-0.64	24.00	-24.64	
		AVG	26	8	12.5/14.7 (MCS11)	-5.35	4.70	-0.65	24.00	-24.65	
6895	189	AVG	26	0	12.5/14.7 (MCS11)	-4.84	4.70	-0.14	24.00	-24.14	
		AVG	27	4	12.5/14.7 (MCS11)	-4.77	4.70	-0.07	24.00	-24.07	
		AVG	28	8	12.5/14.7 (MCS11)	-4.90	4.70	-0.20	24.00	-24.20	
6995	209	AVG	29	0	12.5/14.7 (MCS11)	-4.93	4.20	-0.73	24.00	-24.73	
		AVG	30	4	12.5/14.7 (MCS11)	-4.84	4.20	-0.64	24.00	-24.64	
		AVG	31	8	12.5/14.7 (MCS11)	-4.87	4.20	-0.67	24.00	-24.67	
7095	229	AVG	32	0	12.5/14.7 (MCS11)	-4.75	4.10	-0.65	24.00	-24.65	
		AVG	33	4	12.5/14.7 (MCS11)	-4.77	4.10	-0.67	24.00	-24.67	
		AVG	34	8	12.5/14.7 (MCS11)	-5.00	4.10	-0.90	24.00	-24.90	

Table 7-6. Antenna 5b 20MHz BW 802.11ax Maximum Conducted Output Power and Max EIRP (RU26)

FCC ID: BCGA2435 IC: 579C-A2435		MEASUREMENT REPORT (CERTIFICATION)	Approved by: Technical Manager
Test Report S/N: 1C2205090025-22-R3.BCG	Test Dates: 05/27/2022 - 9/12/2022	EUT Type: Tablet Device	Page 45 of 323

5GHz (40MHz Bandwidth)	Frequency [MHz]	Channel	Detector	RU Size	RU Index	Data Rate [Mbps]	Conducted Power [dBm]	Ant. Gain [dBi]	Max e.i.r.p. [dBm]	Max e.i.r.p. Limit [dBm]	e.i.r.p. Margin [dB]
	5965	3	AVG	26	0	12.5/14.7 (MCS11)	-4.76	4.20	-0.56	24.00	-24.56
			AVG	26	8	12.5/14.7 (MCS11)	-4.85	4.20	-0.65	24.00	-24.65
			AVG	26	17	12.5/14.7 (MCS11)	-4.90	4.20	-0.70	24.00	-24.70
	6205	51	AVG	26	0	12.5/14.7 (MCS11)	-4.98	4.10	-0.88	24.00	-24.88
			AVG	26	8	12.5/14.7 (MCS11)	-4.77	4.10	-0.67	24.00	-24.67
			AVG	26	17	12.5/14.7 (MCS11)	-4.88	4.10	-0.78	24.00	-24.78
	6405	91	AVG	26	0	12.5/14.7 (MCS11)	-4.91	4.20	-0.71	24.00	-24.71
			AVG	26	8	12.5/14.7 (MCS11)	-4.78	4.20	-0.58	24.00	-24.58
			AVG	26	17	12.5/14.7 (MCS11)	-4.91	4.20	-0.71	24.00	-24.71
	6445	99	AVG	26	0	12.5/14.7 (MCS11)	-5.08	4.30	-0.78	24.00	-24.78
			AVG	26	8	12.5/14.7 (MCS11)	-5.13	4.30	-0.83	24.00	-24.83
AVG			26	17	12.5/14.7 (MCS11)	-5.14	4.30	-0.84	24.00	-24.84	
6485	107	AVG	26	0	12.5/14.7 (MCS11)	-5.06	4.30	-0.76	24.00	-24.76	
		AVG	26	8	12.5/14.7 (MCS11)	-5.20	4.30	-0.90	24.00	-24.90	
		AVG	26	17	12.5/14.7 (MCS11)	-5.21	4.30	-0.91	24.00	-24.91	
6525	115	AVG	26	0	12.5/14.7 (MCS11)	-5.29	3.40	-1.89	24.00	-25.89	
		AVG	26	8	12.5/14.7 (MCS11)	-5.43	3.40	-2.03	24.00	-26.03	
		AVG	26	17	12.5/14.7 (MCS11)	-5.44	3.40	-2.04	24.00	-26.04	
6565	123	AVG	26	0	12.5/14.7 (MCS11)	-5.29	3.40	-1.89	24.00	-25.89	
		AVG	26	8	12.5/14.7 (MCS11)	-5.42	3.40	-2.02	24.00	-26.02	
		AVG	26	17	12.5/14.7 (MCS11)	-5.33	3.40	-1.93	24.00	-25.93	
6725	155	AVG	26	0	12.5/14.7 (MCS11)	-5.35	4.10	-1.25	24.00	-25.25	
		AVG	26	8	12.5/14.7 (MCS11)	-5.30	4.10	-1.20	24.00	-25.20	
		AVG	26	17	12.5/14.7 (MCS11)	-5.35	4.10	-1.25	24.00	-25.25	
6845	179	AVG	26	0	12.5/14.7 (MCS11)	-5.46	4.70	-0.76	24.00	-24.76	
		AVG	26	8	12.5/14.7 (MCS11)	-5.40	4.70	-0.70	24.00	-24.70	
		AVG	26	17	12.5/14.7 (MCS11)	-5.40	4.70	-0.70	24.00	-24.70	
6885	187	AVG	26	0	12.5/14.7 (MCS11)	-5.31	4.70	-0.61	24.00	-24.61	
		AVG	26	8	12.5/14.7 (MCS11)	-5.38	4.70	-0.68	24.00	-24.68	
		AVG	26	17	12.5/14.7 (MCS11)	-5.35	4.70	-0.65	24.00	-24.65	
6965	203	AVG	26	0	12.5/14.7 (MCS11)	-4.95	4.20	-0.75	24.00	-24.75	
		AVG	26	8	12.5/14.7 (MCS11)	-4.94	4.20	-0.74	24.00	-24.74	
		AVG	26	17	12.5/14.7 (MCS11)	-4.93	4.20	-0.73	24.00	-24.73	
7085	227	AVG	26	0	12.5/14.7 (MCS11)	-4.95	4.10	-0.85	24.00	-24.85	
		AVG	26	8	12.5/14.7 (MCS11)	-4.82	4.10	-0.72	24.00	-24.72	
		AVG	26	17	12.5/14.7 (MCS11)	-4.98	4.10	-0.88	24.00	-24.88	

Table 7-7. Antenna 5b 40MHz BW 802.11ax Maximum Conducted Output Power and Max EIRP (RU26)

FCC ID: BCGA2435 IC: 579C-A2435		MEASUREMENT REPORT (CERTIFICATION)	Approved by: Technical Manager
Test Report S/N: 1C2205090025-22-R3.BCG	Test Dates: 05/27/2022 - 9/12/2022	EUT Type: Tablet Device	Page 46 of 323

5GHz (80MHz Bandwidth)	Frequency [MHz]	Channel	Detector	RU Size	RU Index	Data Rate [Mbps]	Conducted Power [dBm]	Ant. Gain [dBi]	Max e.i.r.p. [dBm]	Max e.i.r.p. Limit [dBm]	e.i.r.p. Margin [dB]
	5985	7	AVG	26	0	12.5/14.7 (MCS11)	-4.77	4.20	-0.57	24.00	-24.57
			AVG	26	18	12.5/14.7 (MCS11)	-4.85	4.20	-0.65	24.00	-24.65
			AVG	26	36	12.5/14.7 (MCS11)	-4.81	4.20	-0.61	24.00	-24.61
	6225	55	AVG	26	0	12.5/14.7 (MCS11)	-4.81	4.10	-0.71	24.00	-24.71
			AVG	26	18	12.5/14.7 (MCS11)	-4.82	4.10	-0.72	24.00	-24.72
			AVG	26	36	12.5/14.7 (MCS11)	-4.93	4.10	-0.83	24.00	-24.83
	6385	87	AVG	26	0	12.5/14.7 (MCS11)	-4.96	4.20	-0.76	24.00	-24.76
			AVG	26	18	12.5/14.7 (MCS11)	-4.80	4.20	-0.60	24.00	-24.60
			AVG	26	36	12.5/14.7 (MCS11)	-4.94	4.20	-0.74	24.00	-24.74
	6465	103	AVG	26	0	12.5/14.7 (MCS11)	-5.15	4.30	-0.85	24.00	-24.85
			AVG	26	18	12.5/14.7 (MCS11)	-5.11	4.30	-0.81	24.00	-24.81
AVG			26	36	12.5/14.7 (MCS11)	-5.11	4.30	-0.81	24.00	-24.81	
6545	119	AVG	26	0	12.5/14.7 (MCS11)	-5.42	3.40	-2.02	24.00	-26.02	
		AVG	26	18	12.5/14.7 (MCS11)	-5.32	3.40	-1.92	24.00	-25.92	
		AVG	26	36	12.5/14.7 (MCS11)	-5.25	3.40	-1.85	24.00	-25.85	
6705	151	AVG	26	0	12.5/14.7 (MCS11)	-5.50	4.20	-1.30	24.00	-25.30	
		AVG	26	18	12.5/14.7 (MCS11)	-5.50	4.20	-1.30	24.00	-25.30	
		AVG	26	36	12.5/14.7 (MCS11)	-5.27	4.20	-1.07	24.00	-25.07	
6865	183	AVG	26	0	12.5/14.7 (MCS11)	-5.29	4.70	-0.59	24.00	-24.59	
		AVG	26	18	12.5/14.7 (MCS11)	-5.31	4.70	-0.61	24.00	-24.61	
		AVG	26	36	12.5/14.7 (MCS11)	-5.39	4.70	-0.69	24.00	-24.69	
6945	199	AVG	26	0	12.5/14.7 (MCS11)	-4.76	4.20	-0.56	24.00	-24.56	
		AVG	26	18	12.5/14.7 (MCS11)	-4.83	4.20	-0.63	24.00	-24.63	
		AVG	26	36	12.5/14.7 (MCS11)	-4.89	4.20	-0.69	24.00	-24.69	
7025	215	AVG	26	0	12.5/14.7 (MCS11)	-4.76	4.10	-0.66	24.00	-24.66	
		AVG	26	18	12.5/14.7 (MCS11)	-4.83	4.10	-0.73	24.00	-24.73	
		AVG	26	36	12.5/14.7 (MCS11)	-5.00	4.10	-0.90	24.00	-24.90	

Table 7-8. Antenna 5b 80MHz BW 802.11ax Maximum Conducted Output Power and Max EIRP (RU26)

5GHz (160MHz Bandwidth)	Frequency [MHz]	Channel	Detector	RU Size	RU Index	Data Rate [Mbps]	Conducted Power [dBm]	Ant. Gain [dBi]	Max e.i.r.p. [dBm]	Max e.i.r.p. Limit [dBm]	e.i.r.p. Margin [dB]
	6025	15	AVG	26	0	12.5/14.7 (MCS11)	-4.85	3.90	-0.95	24.00	-24.95
			AVG	26	18	12.5/14.7 (MCS11)	-4.95	3.90	-1.05	24.00	-25.05
			AVG	26	36	12.5/14.7 (MCS11)	-4.93	3.90	-1.03	24.00	-25.03
	6185	47	AVG	26	0	12.5/14.7 (MCS11)	-4.95	3.90	-1.05	24.00	-25.05
			AVG	26	18	12.5/14.7 (MCS11)	-4.98	3.90	-1.08	24.00	-25.08
			AVG	26	36	12.5/14.7 (MCS11)	-4.91	3.90	-1.01	24.00	-25.01
	6345	79	AVG	26	0	12.5/14.7 (MCS11)	-4.90	4.20	-0.70	24.00	-24.70
			AVG	26	18	12.5/14.7 (MCS11)	-4.77	4.20	-0.57	24.00	-24.57
			AVG	26	36	12.5/14.7 (MCS11)	-4.84	4.20	-0.64	24.00	-24.64
	6505	111	AVG	26	0	12.5/14.7 (MCS11)	-5.48	3.40	-2.08	24.00	-26.08
			AVG	26	18	12.5/14.7 (MCS11)	-5.48	3.40	-2.08	24.00	-26.08
AVG			26	36	12.5/14.7 (MCS11)	-5.36	3.40	-1.96	24.00	-25.96	
6665	143	AVG	26	0	12.5/14.7 (MCS11)	-5.26	4.20	-1.06	24.00	-25.06	
		AVG	26	18	12.5/14.7 (MCS11)	-5.43	4.20	-1.23	24.00	-25.23	
		AVG	26	36	12.5/14.7 (MCS11)	-5.48	4.20	-1.28	24.00	-25.28	
6825	175	AVG	26	0	12.5/14.7 (MCS11)	-5.32	4.70	-0.62	24.00	-24.62	
		AVG	26	18	12.5/14.7 (MCS11)	-5.50	4.70	-0.80	24.00	-24.80	
		AVG	26	36	12.5/14.7 (MCS11)	-5.49	4.70	-0.79	24.00	-24.79	
6985	207	AVG	26	0	12.5/14.7 (MCS11)	-4.86	4.20	-0.66	24.00	-24.66	
		AVG	26	18	12.5/14.7 (MCS11)	-4.98	4.20	-0.78	24.00	-24.78	
		AVG	26	36	12.5/14.7 (MCS11)	-4.88	4.20	-0.68	24.00	-24.68	

Table 7-9. Antenna 5b 160MHz BW 802.11ax Maximum Conducted Output Power and Max EIRP (RU26)

FCC ID: BCGA2435 IC: 579C-A2435		MEASUREMENT REPORT (CERTIFICATION)	Approved by: Technical Manager
Test Report S/N: 1C2205090025-22-R3.BCG	Test Dates: 05/27/2022 - 9/12/2022	EUT Type: Tablet Device	Page 47 of 323

5GHz (20MHz Bandwidth)	Frequency [MHz]	Channel	Detector	RU Size	RU Index	Data Rate [Mbps]	Conducted Power [dBm]	Ant. Gain [dBi]	Max e.i.r.p. [dBm]	Max e.i.r.p. Limit [dBm]	e.i.r.p. Margin [dB]
	5955	1	AVG	106	53	25/29.4 (MCS11)	1.05	4.20	5.25	24.00	-18.75
			AVG	106	54	25/29.4 (MCS11)	1.23	4.20	5.43	24.00	-18.57
	6175	45	AVG	106	53	25/29.4 (MCS11)	1.02	3.90	4.92	24.00	-19.08
			AVG	106	54	25/29.4 (MCS11)	1.22	3.90	5.12	24.00	-18.88
	6415	93	AVG	106	53	25/29.4 (MCS11)	1.21	4.30	5.51	24.00	-18.49
			AVG	106	54	25/29.4 (MCS11)	1.12	4.30	5.42	24.00	-18.58
	6435	97	AVG	106	53	25/29.4 (MCS11)	0.89	4.30	5.19	24.00	-18.81
			AVG	106	54	25/29.4 (MCS11)	0.82	4.30	5.12	24.00	-18.88
	6475	105	AVG	106	53	25/29.4 (MCS11)	0.96	4.30	5.26	24.00	-18.74
			AVG	106	54	25/29.4 (MCS11)	0.83	4.30	5.13	24.00	-18.87
	6515	113	AVG	106	53	25/29.4 (MCS11)	0.90	3.40	4.30	24.00	-19.70
			AVG	106	54	25/29.4 (MCS11)	0.75	3.40	4.15	24.00	-19.85
	6535	117	AVG	106	53	25/29.4 (MCS11)	0.51	3.40	3.91	24.00	-20.09
AVG			106	54	25/29.4 (MCS11)	0.53	3.40	3.93	24.00	-20.07	
6695	149	AVG	106	53	25/29.4 (MCS11)	0.72	4.20	4.92	24.00	-19.08	
		AVG	106	54	25/29.4 (MCS11)	0.66	4.20	4.86	24.00	-19.14	
6875	185	AVG	106	53	25/29.4 (MCS11)	0.68	4.70	5.38	24.00	-18.62	
		AVG	106	54	25/29.4 (MCS11)	0.62	4.70	5.32	24.00	-18.68	
6895	189	AVG	106	53	25/29.4 (MCS11)	1.14	4.70	5.84	24.00	-18.16	
		AVG	106	54	25/29.4 (MCS11)	1.01	4.70	5.71	24.00	-18.29	
6995	209	AVG	106	53	25/29.4 (MCS11)	1.07	4.20	5.27	24.00	-18.73	
		AVG	106	54	25/29.4 (MCS11)	1.13	4.20	5.33	24.00	-18.67	
7095	229	AVG	106	53	25/29.4 (MCS11)	1.22	4.10	5.32	24.00	-18.68	
		AVG	106	54	25/29.4 (MCS11)	1.12	4.10	5.22	24.00	-18.78	

Table 7-10. Antenna 5b 20MHz BW 802.11ax Maximum Conducted Output Power and Max EIRP (Highest Power Among Partially-Loaded RU's)

5GHz (40MHz Bandwidth)	Frequency [MHz]	Channel	Detector	RU Size	RU Index	Data Rate [Mbps]	Conducted Power [dBm]	Ant. Gain [dBi]	Max e.i.r.p. [dBm]	Max e.i.r.p. Limit [dBm]	e.i.r.p. Margin [dB]
	5965	3	AVG	242	61	121.9/143.4 (MCS11)	3.01	4.20	7.21	24.00	-16.79
			AVG	242	62	121.9/143.4 (MCS11)	3.07	4.20	7.27	24.00	-16.73
	6205	51	AVG	242	61	121.9/143.4 (MCS11)	3.00	4.10	7.10	24.00	-16.90
			AVG	242	62	121.9/143.4 (MCS11)	3.11	4.10	7.21	24.00	-16.79
	6405	91	AVG	242	61	121.9/143.4 (MCS11)	3.23	4.20	7.43	24.00	-16.57
			AVG	242	62	121.9/143.4 (MCS11)	3.20	4.20	7.40	24.00	-16.60
	6445	99	AVG	242	61	121.9/143.4 (MCS11)	2.94	4.30	7.24	24.00	-16.76
			AVG	242	62	121.9/143.4 (MCS11)	2.83	4.30	7.13	24.00	-16.87
	6485	107	AVG	242	61	121.9/143.4 (MCS11)	2.97	4.30	7.27	24.00	-16.73
			AVG	242	62	121.9/143.4 (MCS11)	2.98	4.30	7.28	24.00	-16.72
	6525	115	AVG	242	61	121.9/143.4 (MCS11)	2.73	3.40	6.13	24.00	-17.87
			AVG	242	62	121.9/143.4 (MCS11)	2.61	3.40	6.01	24.00	-17.99
	6565	123	AVG	242	61	121.9/143.4 (MCS11)	2.71	3.40	6.11	24.00	-17.89
AVG			242	62	121.9/143.4 (MCS11)	2.65	3.40	6.05	24.00	-17.95	
6725	155	AVG	242	61	121.9/143.4 (MCS11)	2.64	4.10	6.74	24.00	-17.26	
		AVG	242	62	121.9/143.4 (MCS11)	2.54	4.10	6.64	24.00	-17.36	
6845	179	AVG	242	61	121.9/143.4 (MCS11)	2.73	4.70	7.43	24.00	-16.57	
		AVG	242	62	121.9/143.4 (MCS11)	2.50	4.70	7.20	24.00	-16.80	
6885	187	AVG	242	61	121.9/143.4 (MCS11)	2.74	4.70	7.44	24.00	-16.56	
		AVG	242	62	121.9/143.4 (MCS11)	2.62	4.70	7.32	24.00	-16.68	
6965	203	AVG	242	61	121.9/143.4 (MCS11)	3.13	4.20	7.33	24.00	-16.67	
		AVG	242	62	121.9/143.4 (MCS11)	3.19	4.20	7.39	24.00	-16.61	
7085	227	AVG	242	61	121.9/143.4 (MCS11)	3.01	4.10	7.11	24.00	-16.89	
		AVG	242	62	121.9/143.4 (MCS11)	3.19	4.10	7.29	24.00	-16.71	

Table 7-11. Antenna 5b 40MHz BW 802.11ax Maximum Conducted Output Power and Max EIRP (Highest Power Among Partially-Loaded RU's)

FCC ID: BCGA2435 IC: 579C-A2435		MEASUREMENT REPORT (CERTIFICATION)	Approved by: Technical Manager
Test Report S/N: 1C2205090025-22-R3.BCG	Test Dates: 05/27/2022 - 9/12/2022	EUT Type: Tablet Device	Page 48 of 323

5GHz (80MHz Bandwidth)	Frequency [MHz]	Channel	Detector	RU Size	RU Index	Data Rate [Mbps]	Conducted Power [dBm]	Ant. Gain [dBi]	Max e.i.r.p. [dBm]	Max e.i.r.p. Limit [dBm]	e.i.r.p. Margin [dB]
	5985	7	AVG	484	65	243.8/286.8 (MCS11)	6.04	4.20	10.24	24.00	-13.76
			AVG	484	66	243.8/286.8 (MCS11)	6.01	4.20	10.21	24.00	-13.79
	6225	55	AVG	484	65	243.8/286.8 (MCS11)	6.10	4.10	10.20	24.00	-13.80
			AVG	484	66	243.8/286.8 (MCS11)	6.18	4.10	10.28	24.00	-13.72
	6385	87	AVG	484	65	243.8/286.8 (MCS11)	6.11	4.20	10.31	24.00	-13.69
			AVG	484	66	243.8/286.8 (MCS11)	6.01	4.20	10.21	24.00	-13.79
	6465	103	AVG	484	65	243.8/286.8 (MCS11)	5.79	4.30	10.09	24.00	-13.91
			AVG	484	66	243.8/286.8 (MCS11)	5.96	4.30	10.26	24.00	-13.74
	6545	119	AVG	484	65	243.8/286.8 (MCS11)	5.55	3.40	8.95	24.00	-15.05
			AVG	484	66	243.8/286.8 (MCS11)	5.70	3.40	9.10	24.00	-14.90
	6705	151	AVG	484	65	243.8/286.8 (MCS11)	5.59	4.20	9.79	24.00	-14.21
AVG			484	66	243.8/286.8 (MCS11)	5.60	4.20	9.80	24.00	-14.20	
6865	183	AVG	484	65	243.8/286.8 (MCS11)	5.68	4.70	10.38	24.00	-13.62	
		AVG	484	66	243.8/286.8 (MCS11)	5.72	4.70	10.42	24.00	-13.58	
6945	199	AVG	484	65	243.8/286.8 (MCS11)	6.19	4.20	10.39	24.00	-13.61	
		AVG	484	66	243.8/286.8 (MCS11)	6.11	4.20	10.31	24.00	-13.69	
7025	215	AVG	484	65	243.8/286.8 (MCS11)	6.10	4.10	10.20	24.00	-13.80	
		AVG	484	66	243.8/286.8 (MCS11)	6.01	4.10	10.11	24.00	-13.89	

Table 7-12. Antenna 5b 80MHz BW 802.11ax Maximum Conducted Output Power and Max EIRP (Highest Power Among Partially-Loaded RU's)

5GHz (160MHz Bandwidth)	Frequency [MHz]	Channel	Detector	RU Size	RU Index	Data Rate [Mbps]	Conducted Power [dBm]	Ant. Gain [dBi]	Max e.i.r.p. [dBm]	Max e.i.r.p. Limit [dBm]	e.i.r.p. Margin [dB]
	6025	15	AVG	996	67	510.4/600.5 (MCS11)	9.25	3.90	13.15	24.00	-10.85
	6025	15	AVG	996	67	510.4/600.5 (MCS11)	9.17	3.90	13.07	24.00	-10.93
	6185	47	AVG	996	67	510.4/600.5 (MCS11)	9.05	3.90	12.95	24.00	-11.05
	6185	47	AVG	996	67	510.4/600.5 (MCS11)	9.16	3.90	13.06	24.00	-10.94
	6345	79	AVG	996	67	510.4/600.5 (MCS11)	9.14	4.20	13.34	24.00	-10.66
	6345	79	AVG	996	67	510.4/600.5 (MCS11)	9.02	4.20	13.22	24.00	-10.78
	6505	111	AVG	996	67	510.4/600.5 (MCS11)	8.74	3.40	12.14	24.00	-11.86
	6505	111	AVG	996	67	510.4/600.5 (MCS11)	8.66	3.40	12.06	24.00	-11.94
	6665	143	AVG	996	67	510.4/600.5 (MCS11)	8.51	4.20	12.71	24.00	-11.29
	6665	143	AVG	996	67	510.4/600.5 (MCS11)	8.68	4.20	12.88	24.00	-11.12
	6825	175	AVG	996	67	510.4/600.5 (MCS11)	8.52	4.70	13.22	24.00	-10.78
	6825	175	AVG	996	67	510.4/600.5 (MCS11)	8.65	4.70	13.35	24.00	-10.65
	6985	207	AVG	996	67	510.4/600.5 (MCS11)	9.00	4.20	13.20	24.00	-10.80
	6985	207	AVG	996	67	510.4/600.5 (MCS11)	9.11	4.20	13.31	24.00	-10.69

Table 7-13. Antenna 5b 160MHz BW 802.11ax Maximum Conducted Output Power and Max EIRP (Highest Power Among Partially-Loaded RU's)

5GHz (20MHz Bandwidth)	Frequency [MHz]	Channel	Detector	RU Size	RU Index	Data Rate [Mbps]	Conducted Power [dBm]	Ant. Gain [dBi]	Max e.i.r.p. [dBm]	Max e.i.r.p. Limit [dBm]	e.i.r.p. Margin [dB]
	5955	1	AVG	242	61	121.9/143.4 (MCS11)	3.25	4.20	7.45	24.00	-16.55
	6175	45	AVG	242	61	121.9/143.4 (MCS11)	3.22	3.90	7.12	24.00	-16.88
	6415	93	AVG	242	61	121.9/143.4 (MCS11)	3.04	4.30	7.34	24.00	-16.66
	6435	97	AVG	242	61	121.9/143.4 (MCS11)	2.93	4.30	7.23	24.00	-16.77
	6475	105	AVG	242	61	121.9/143.4 (MCS11)	2.91	4.30	7.21	24.00	-16.79
	6515	113	AVG	242	61	121.9/143.4 (MCS11)	2.87	3.40	6.27	24.00	-17.73
	6535	117	AVG	242	61	121.9/143.4 (MCS11)	2.63	3.40	6.03	24.00	-17.97
	6695	149	AVG	242	61	121.9/143.4 (MCS11)	2.73	4.20	6.93	24.00	-17.07
	6875	185	AVG	242	61	121.9/143.4 (MCS11)	2.68	4.70	7.38	24.00	-16.62
	6895	189	AVG	242	61	121.9/143.4 (MCS11)	3.14	4.70	7.84	24.00	-16.16
	6995	209	AVG	242	61	121.9/143.4 (MCS11)	3.08	4.20	7.28	24.00	-16.72
	7095	229	AVG	242	61	121.9/143.4 (MCS11)	3.23	4.10	7.33	24.00	-16.67

Table 7-14. Antenna 5b 20MHz BW 802.11ax Maximum Conducted Output Power and Max EIRP (Fully-loaded RU)

FCC ID: BCGA2435 IC: 579C-A2435		MEASUREMENT REPORT (CERTIFICATION)	Approved by: Technical Manager
Test Report S/N: 1C2205090025-22-R3.BCG	Test Dates: 05/27/2022 - 9/12/2022	EUT Type: Tablet Device	Page 49 of 323

5GHz (40MHz Bandwidth)	Frequency [MHz]	Channel	Detector	RU Size	RU Index	Data Rate [Mbps]	Conducted Power [dBm]	Ant. Gain [dBi]	Max e.i.r.p. [dBm]	Max e.i.r.p. Limit [dBm]	e.i.r.p. Margin [dB]
	5965	3	AVG	484	65	243.8/286.8 (MCS11)	6.14	4.20	10.34	24.00	-13.66
	6205	51	AVG	484	65	243.8/286.8 (MCS11)	6.12	4.10	10.22	24.00	-13.78
	6405	91	AVG	484	65	243.8/286.8 (MCS11)	6.22	4.20	10.42	24.00	-13.58
	6445	99	AVG	484	65	243.8/286.8 (MCS11)	5.97	4.30	10.27	24.00	-13.73
	6485	107	AVG	484	65	243.8/286.8 (MCS11)	5.88	4.30	10.18	24.00	-13.82
	6525	115	AVG	484	65	243.8/286.8 (MCS11)	5.55	3.40	8.95	24.00	-15.05
	6565	123	AVG	484	65	243.8/286.8 (MCS11)	5.68	3.40	9.08	24.00	-14.92
	6725	155	AVG	484	65	243.8/286.8 (MCS11)	5.74	4.10	9.84	24.00	-14.16
	6845	179	AVG	484	65	243.8/286.8 (MCS11)	5.59	4.70	10.29	24.00	-13.71
	6885	187	AVG	484	65	243.8/286.8 (MCS11)	5.70	4.70	10.40	24.00	-13.60
6965	203	AVG	484	65	243.8/286.8 (MCS11)	6.14	4.20	10.34	24.00	-13.66	
7085	227	AVG	484	65	243.8/286.8 (MCS11)	6.05	4.10	10.15	24.00	-13.85	

Table 7-15. Antenna 5b 40MHz BW 802.11ax Maximum Conducted Output Power and Max EIRP (Fully-loaded RU)

5GHz (80MHz Bandwidth)	Frequency [MHz]	Channel	Detector	RU Size	RU Index	Data Rate [Mbps]	Conducted Power [dBm]	Ant. Gain [dBi]	Max e.i.r.p. [dBm]	Max e.i.r.p. Limit [dBm]	e.i.r.p. Margin [dB]
	5985	7	AVG	996	67	510.4/600.5 (MCS11)	9.18	4.20	13.38	24.00	-10.62
	6225	55	AVG	996	67	510.4/600.5 (MCS11)	9.10	4.10	13.20	24.00	-10.80
	6385	87	AVG	996	67	510.4/600.5 (MCS11)	9.21	4.20	13.41	24.00	-10.59
	6465	103	AVG	996	67	510.4/600.5 (MCS11)	8.81	4.30	13.11	24.00	-10.89
	6545	119	AVG	996	67	510.4/600.5 (MCS11)	8.54	3.40	11.94	24.00	-12.06
	6705	151	AVG	996	67	510.4/600.5 (MCS11)	8.64	4.20	12.84	24.00	-11.16
	6865	183	AVG	996	67	510.4/600.5 (MCS11)	8.57	4.70	13.27	24.00	-10.73
	6945	199	AVG	996	67	510.4/600.5 (MCS11)	9.21	4.20	13.41	24.00	-10.59
7025	215	AVG	996	67	510.4/600.5 (MCS11)	9.23	4.10	13.33	24.00	-10.67	

Table 7-16. Antenna 5b 80MHz BW 802.11ax Maximum Conducted Output Power and Max EIRP (Fully-loaded RU)

5GHz (160MHz Bandwidth)	Frequency [MHz]	Channel	Detector	RU Size	RU Index	Data Rate [Mbps]	Conducted Power [dBm]	Ant. Gain [dBi]	Max e.i.r.p. [dBm]	Max e.i.r.p. Limit [dBm]	e.i.r.p. Margin [dB]
	6025	15	AVG	996x2	68	1020.8/1201 (MCS11)	12.63	3.90	16.53	24.00	-7.47
	6185	47	AVG	996x2	68	1020.8/1201 (MCS11)	13.12	3.90	17.02	24.00	-6.98
	6345	79	AVG	996x2	68	1020.8/1201 (MCS11)	13.25	4.20	17.45	24.00	-6.55
	6505	111	AVG	996x2	68	1020.8/1201 (MCS11)	12.64	3.40	16.04	24.00	-7.96
	6665	143	AVG	996x2	68	1020.8/1201 (MCS11)	12.64	4.20	16.84	24.00	-7.16
	6825	175	AVG	996x2	68	1020.8/1201 (MCS11)	12.75	4.70	17.45	24.00	-6.55
	6985	207	AVG	996x2	68	1020.8/1201 (MCS11)	12.72	4.20	16.92	24.00	-7.08

Table 7-17. Antenna 5b 160MHz BW 802.11ax Maximum Conducted Output Power and Max EIRP (Fully-loaded RU)

FCC ID: BCGA2435 IC: 579C-A2435		MEASUREMENT REPORT (CERTIFICATION)	Approved by: Technical Manager
Test Report S/N: 1C2205090025-22-R3.BCG	Test Dates: 05/27/2022 - 9/12/2022	EUT Type: Tablet Device	Page 50 of 323

7.3.2 Antenna 4a Conducted Output Power Measurements

5GHz (20MHz Bandwidth)	Frequency [MHz]	Channel	Detector	RU Size	RU Index	Data Rate [Mbps]	Conducted Power [dBm]	Ant. Gain [dBi]	Max e.i.r.p. [dBm]	Max e.i.r.p. Limit [dBm]	e.i.r.p. Margin [dB]
	5955	1	AVG	26	0	12.5/14.7 (MCS11)	-4.85	-0.70	-5.55	24.00	-29.55
			AVG	26	4	12.5/14.7 (MCS11)	-4.92	-0.70	-5.62	24.00	-29.62
			AVG	26	8	12.5/14.7 (MCS11)	-4.93	-0.70	-5.63	24.00	-29.63
	6175	45	AVG	26	0	12.5/14.7 (MCS11)	-4.87	-0.60	-5.47	24.00	-29.47
			AVG	26	4	12.5/14.7 (MCS11)	-4.92	-0.60	-5.52	24.00	-29.52
			AVG	26	8	12.5/14.7 (MCS11)	-4.86	-0.60	-5.46	24.00	-29.46
	6415	93	AVG	26	0	12.5/14.7 (MCS11)	-4.96	1.20	-3.76	24.00	-27.76
			AVG	26	4	12.5/14.7 (MCS11)	-4.78	1.20	-3.58	24.00	-27.58
			AVG	26	8	12.5/14.7 (MCS11)	-4.82	1.20	-3.62	24.00	-27.62
	6435	97	AVG	26	0	12.5/14.7 (MCS11)	-5.21	1.20	-4.01	24.00	-28.01
			AVG	26	4	12.5/14.7 (MCS11)	-5.20	1.20	-4.00	24.00	-28.00
AVG			26	8	12.5/14.7 (MCS11)	-5.15	1.20	-3.95	24.00	-27.95	
6475	105	AVG	26	0	12.5/14.7 (MCS11)	-5.15	1.20	-3.95	24.00	-27.95	
		AVG	26	4	12.5/14.7 (MCS11)	-5.12	1.20	-3.92	24.00	-27.92	
		AVG	26	8	12.5/14.7 (MCS11)	-5.18	1.20	-3.98	24.00	-27.98	
6515	113	AVG	26	0	12.5/14.7 (MCS11)	-5.17	-0.30	-5.47	24.00	-29.47	
		AVG	26	4	12.5/14.7 (MCS11)	-5.01	-0.30	-5.31	24.00	-29.31	
		AVG	26	8	12.5/14.7 (MCS11)	-5.08	-0.30	-5.38	24.00	-29.38	
6535	117	AVG	26	0	12.5/14.7 (MCS11)	-5.36	-0.30	-5.66	24.00	-29.66	
		AVG	26	4	12.5/14.7 (MCS11)	-5.45	-0.30	-5.75	24.00	-29.75	
		AVG	26	8	12.5/14.7 (MCS11)	-5.25	-0.30	-5.55	24.00	-29.55	
6695	149	AVG	26	0	12.5/14.7 (MCS11)	-5.48	-1.60	-7.08	24.00	-31.08	
		AVG	26	4	12.5/14.7 (MCS11)	-5.25	-1.60	-6.85	24.00	-30.85	
		AVG	26	8	12.5/14.7 (MCS11)	-5.40	-1.60	-7.00	24.00	-31.00	
6875	185	AVG	26	0	12.5/14.7 (MCS11)	-5.25	-2.40	-7.65	24.00	-31.65	
		AVG	26	4	12.5/14.7 (MCS11)	-5.34	-2.40	-7.74	24.00	-31.74	
		AVG	26	8	12.5/14.7 (MCS11)	-5.43	-2.40	-7.83	24.00	-31.83	
6895	189	AVG	26	0	12.5/14.7 (MCS11)	-4.75	-2.40	-7.15	24.00	-31.15	
		AVG	27	4	12.5/14.7 (MCS11)	-4.80	-2.40	-7.20	24.00	-31.20	
		AVG	28	8	12.5/14.7 (MCS11)	-4.77	-2.40	-7.17	24.00	-31.17	
6995	209	AVG	29	0	12.5/14.7 (MCS11)	-4.92	-3.30	-8.22	24.00	-32.22	
		AVG	30	4	12.5/14.7 (MCS11)	-4.76	-3.30	-8.06	24.00	-32.06	
		AVG	31	8	12.5/14.7 (MCS11)	-4.78	-3.30	-8.08	24.00	-32.08	
7095	229	AVG	32	0	12.5/14.7 (MCS11)	-4.91	-4.90	-9.81	24.00	-33.81	
		AVG	33	4	12.5/14.7 (MCS11)	-4.75	-4.90	-9.65	24.00	-33.65	
		AVG	34	8	12.5/14.7 (MCS11)	-4.81	-4.90	-9.71	24.00	-33.71	

Table 7-18. Antenna 4a 20MHz BW 802.11ax Maximum Conducted Output Power and Max EIRP (RU26)

FCC ID: BCGA2435 IC: 579C-A2435		MEASUREMENT REPORT (CERTIFICATION)	Approved by: Technical Manager
Test Report S/N: 1C2205090025-22-R3.BCG	Test Dates: 05/27/2022 - 9/12/2022	EUT Type: Tablet Device	Page 51 of 323

5GHz (40MHz Bandwidth)	Frequency [MHz]	Channel	Detector	RU Size	RU Index	Data Rate [Mbps]	Conducted Power [dBm]	Ant. Gain [dBi]	Max e.i.r.p. [dBm]	Max e.i.r.p. Limit [dBm]	e.i.r.p. Margin [dB]
	5965	3	AVG	26	0	12.5/14.7 (MCS11)	-4.91	-0.70	-5.61	24.00	-29.61
			AVG	26	8	12.5/14.7 (MCS11)	-4.82	-0.70	-5.52	24.00	-29.52
			AVG	26	17	12.5/14.7 (MCS11)	-4.88	-0.70	-5.58	24.00	-29.58
	6205	51	AVG	26	0	12.5/14.7 (MCS11)	-4.99	0.60	-4.39	24.00	-28.39
			AVG	26	8	12.5/14.7 (MCS11)	-4.93	0.60	-4.33	24.00	-28.33
			AVG	26	17	12.5/14.7 (MCS11)	-4.82	0.60	-4.22	24.00	-28.22
	6405	91	AVG	26	0	12.5/14.7 (MCS11)	-4.99	1.00	-3.99	24.00	-27.99
			AVG	26	8	12.5/14.7 (MCS11)	-4.93	1.00	-3.93	24.00	-27.93
			AVG	26	17	12.5/14.7 (MCS11)	-4.85	1.00	-3.85	24.00	-27.85
	6445	99	AVG	26	0	12.5/14.7 (MCS11)	-5.10	1.20	-3.90	24.00	-27.90
			AVG	26	8	12.5/14.7 (MCS11)	-5.09	1.20	-3.89	24.00	-27.89
AVG			26	17	12.5/14.7 (MCS11)	-5.04	1.20	-3.84	24.00	-27.84	
6485	107	AVG	26	0	12.5/14.7 (MCS11)	-5.01	1.20	-3.81	24.00	-27.81	
		AVG	26	8	12.5/14.7 (MCS11)	-5.16	1.20	-3.96	24.00	-27.96	
		AVG	26	17	12.5/14.7 (MCS11)	-5.19	1.20	-3.99	24.00	-27.99	
6525	115	AVG	26	0	12.5/14.7 (MCS11)	-5.38	-0.30	-5.68	24.00	-29.68	
		AVG	26	8	12.5/14.7 (MCS11)	-5.32	-0.30	-5.62	24.00	-29.62	
		AVG	26	17	12.5/14.7 (MCS11)	-5.33	-0.30	-5.63	24.00	-29.63	
6565	123	AVG	26	0	12.5/14.7 (MCS11)	-5.37	-0.30	-5.67	24.00	-29.67	
		AVG	26	8	12.5/14.7 (MCS11)	-5.49	-0.30	-5.79	24.00	-29.79	
		AVG	26	17	12.5/14.7 (MCS11)	-5.45	-0.30	-5.75	24.00	-29.75	
6725	155	AVG	26	0	12.5/14.7 (MCS11)	-5.35	-1.50	-6.85	24.00	-30.85	
		AVG	26	8	12.5/14.7 (MCS11)	-5.48	-1.50	-6.98	24.00	-30.98	
		AVG	26	17	12.5/14.7 (MCS11)	-5.26	-1.50	-6.76	24.00	-30.76	
6845	179	AVG	26	0	12.5/14.7 (MCS11)	-5.34	-2.40	-7.74	24.00	-31.74	
		AVG	26	8	12.5/14.7 (MCS11)	-5.31	-2.40	-7.71	24.00	-31.71	
		AVG	26	17	12.5/14.7 (MCS11)	-5.30	-2.40	-7.70	24.00	-31.70	
6885	187	AVG	26	0	12.5/14.7 (MCS11)	-5.32	-2.40	-7.72	24.00	-31.72	
		AVG	26	8	12.5/14.7 (MCS11)	-5.49	-2.40	-7.89	24.00	-31.89	
		AVG	26	17	12.5/14.7 (MCS11)	-5.41	-2.40	-7.81	24.00	-31.81	
6965	203	AVG	26	0	12.5/14.7 (MCS11)	-4.88	-3.30	-8.18	24.00	-32.18	
		AVG	26	8	12.5/14.7 (MCS11)	-4.88	-3.30	-8.18	24.00	-32.18	
		AVG	26	17	12.5/14.7 (MCS11)	-4.77	-3.30	-8.07	24.00	-32.07	
7085	227	AVG	26	0	12.5/14.7 (MCS11)	-5.00	-4.90	-9.90	24.00	-33.90	
		AVG	26	8	12.5/14.7 (MCS11)	-4.82	-4.90	-9.72	24.00	-33.72	
		AVG	26	17	12.5/14.7 (MCS11)	-4.94	-4.90	-9.84	24.00	-33.84	

Table 7-19. Antenna 4a 40MHz BW 802.11ax Maximum Conducted Output Power and Max EIRP (RU26)

FCC ID: BCGA2435 IC: 579C-A2435		MEASUREMENT REPORT (CERTIFICATION)	Approved by: Technical Manager
Test Report S/N: 1C2205090025-22-R3.BCG	Test Dates: 05/27/2022 - 9/12/2022	EUT Type: Tablet Device	Page 52 of 323

5GHz (80MHz Bandwidth)	Frequency [MHz]	Channel	Detector	RU Size	RU Index	Data Rate [Mbps]	Conducted Power [dBm]	Ant. Gain [dBi]	Max e.i.r.p. [dBm]	Max e.i.r.p. Limit [dBm]	e.i.r.p. Margin [dB]
	5985	7	AVG	26	0	12.5/14.7 (MCS11)	-4.79	-0.70	-5.49	24.00	-29.49
			AVG	26	18	12.5/14.7 (MCS11)	-4.89	-0.70	-5.59	24.00	-29.59
			AVG	26	36	12.5/14.7 (MCS11)	-4.81	-0.70	-5.51	24.00	-29.51
	6225	55	AVG	26	0	12.5/14.7 (MCS11)	-4.75	0.60	-4.15	24.00	-28.15
			AVG	26	18	12.5/14.7 (MCS11)	-4.95	0.60	-4.35	24.00	-28.35
			AVG	26	36	12.5/14.7 (MCS11)	-4.98	0.60	-4.38	24.00	-28.38
	6385	87	AVG	26	0	12.5/14.7 (MCS11)	-4.89	1.00	-3.89	24.00	-27.89
			AVG	26	18	12.5/14.7 (MCS11)	-4.77	1.00	-3.77	24.00	-27.77
			AVG	26	36	12.5/14.7 (MCS11)	-4.97	1.00	-3.97	24.00	-27.97
	6465	103	AVG	26	0	12.5/14.7 (MCS11)	-5.19	1.20	-3.99	24.00	-27.99
			AVG	26	18	12.5/14.7 (MCS11)	-5.04	1.20	-3.84	24.00	-27.84
AVG			26	36	12.5/14.7 (MCS11)	-5.24	1.20	-4.04	24.00	-28.04	
6545	119	AVG	26	0	12.5/14.7 (MCS11)	-5.46	-0.30	-5.76	24.00	-29.76	
		AVG	26	18	12.5/14.7 (MCS11)	-5.31	-0.30	-5.61	24.00	-29.61	
		AVG	26	36	12.5/14.7 (MCS11)	-5.47	-0.30	-5.77	24.00	-29.77	
6705	151	AVG	26	0	12.5/14.7 (MCS11)	-5.48	-1.60	-7.08	24.00	-31.08	
		AVG	26	18	12.5/14.7 (MCS11)	-5.27	-1.60	-6.87	24.00	-30.87	
		AVG	26	36	12.5/14.7 (MCS11)	-5.25	-1.60	-6.85	24.00	-30.85	
6865	183	AVG	26	0	12.5/14.7 (MCS11)	-5.50	-2.40	-7.90	24.00	-31.90	
		AVG	26	18	12.5/14.7 (MCS11)	-5.33	-2.40	-7.73	24.00	-31.73	
		AVG	26	36	12.5/14.7 (MCS11)	-5.28	-2.40	-7.68	24.00	-31.68	
6945	199	AVG	26	0	12.5/14.7 (MCS11)	-4.98	-3.30	-8.28	24.00	-32.28	
		AVG	26	18	12.5/14.7 (MCS11)	-4.83	-3.30	-8.13	24.00	-32.13	
		AVG	26	36	12.5/14.7 (MCS11)	-4.96	-3.30	-8.26	24.00	-32.26	
7025	215	AVG	26	0	12.5/14.7 (MCS11)	-4.90	-4.90	-9.80	24.00	-33.80	
		AVG	26	18	12.5/14.7 (MCS11)	-4.91	-4.90	-9.81	24.00	-33.81	
		AVG	26	36	12.5/14.7 (MCS11)	-4.78	-4.90	-9.68	24.00	-33.68	

Table 7-20. Antenna 4a 80MHz BW 802.11ax Maximum Conducted Output Power and Max EIRP (RU26)

5GHz (160MHz Bandwidth)	Frequency [MHz]	Channel	Detector	RU Size	RU Index	Data Rate [Mbps]	Conducted Power [dBm]	Ant. Gain [dBi]	Max e.i.r.p. [dBm]	Max e.i.r.p. Limit [dBm]	e.i.r.p. Margin [dB]
	6025	15	AVG	26	0	12.5/14.7 (MCS11)	-4.87	-0.90	-5.77	24.00	-29.77
			AVG	26	18	12.5/14.7 (MCS11)	-4.88	-0.90	-5.78	24.00	-29.78
			AVG	26	36	12.5/14.7 (MCS11)	-4.99	-0.90	-5.89	24.00	-29.89
	6185	47	AVG	26	0	12.5/14.7 (MCS11)	-4.99	-0.60	-5.59	24.00	-29.59
			AVG	26	18	12.5/14.7 (MCS11)	-4.81	-0.60	-5.41	24.00	-29.41
			AVG	26	36	12.5/14.7 (MCS11)	-4.78	-0.60	-5.38	24.00	-29.38
	6345	79	AVG	26	0	12.5/14.7 (MCS11)	-4.86	1.00	-3.86	24.00	-27.86
			AVG	26	18	12.5/14.7 (MCS11)	-4.90	1.00	-3.90	24.00	-27.90
			AVG	26	36	12.5/14.7 (MCS11)	-4.95	1.00	-3.95	24.00	-27.95
	6505	111	AVG	26	0	12.5/14.7 (MCS11)	-5.49	-0.30	-5.79	24.00	-29.79
			AVG	26	18	12.5/14.7 (MCS11)	-5.30	-0.30	-5.60	24.00	-29.60
AVG			26	36	12.5/14.7 (MCS11)	-5.31	-0.30	-5.61	24.00	-29.61	
6665	143	AVG	26	0	12.5/14.7 (MCS11)	-5.49	-1.60	-7.09	24.00	-31.09	
		AVG	26	18	12.5/14.7 (MCS11)	-5.26	-1.60	-6.86	24.00	-30.86	
		AVG	26	36	12.5/14.7 (MCS11)	-5.32	-1.60	-6.92	24.00	-30.92	
6825	175	AVG	26	0	12.5/14.7 (MCS11)	-5.48	-2.40	-7.88	24.00	-31.88	
		AVG	26	18	12.5/14.7 (MCS11)	-5.34	-2.40	-7.74	24.00	-31.74	
		AVG	26	36	12.5/14.7 (MCS11)	-5.48	-2.40	-7.88	24.00	-31.88	
6985	207	AVG	26	0	12.5/14.7 (MCS11)	-4.86	-3.30	-8.16	24.00	-32.16	
		AVG	26	18	12.5/14.7 (MCS11)	-4.92	-3.30	-8.22	24.00	-32.22	
		AVG	26	36	12.5/14.7 (MCS11)	-4.86	-3.30	-8.16	24.00	-32.16	

Table 7-21. Antenna 4a 160MHz BW 802.11ax Maximum Conducted Output Power and Max EIRP (RU26)

FCC ID: BCGA2435 IC: 579C-A2435		MEASUREMENT REPORT (CERTIFICATION)	Approved by: Technical Manager
Test Report S/N: 1C2205090025-22-R3.BCG	Test Dates: 05/27/2022 - 9/12/2022	EUT Type: Tablet Device	Page 53 of 323

5GHz (20MHz Bandwidth)	Frequency [MHz]	Channel	Detector	RU Size	RU Index	Data Rate [Mbps]	Conducted Power [dBm]	Ant. Gain [dBi]	Max e.i.r.p. [dBm]	Max e.i.r.p. Limit [dBm]	e.i.r.p. Margin [dB]
	5955	1	AVG	106	53	25/29.4 (MCS11)	1.24	-0.70	0.54	24.00	-23.46
			AVG	106	54	25/29.4 (MCS11)	1.02	-0.70	0.32	24.00	-23.68
	6175	45	AVG	106	53	25/29.4 (MCS11)	1.14	-0.60	0.54	24.00	-23.46
			AVG	106	54	25/29.4 (MCS11)	1.11	-0.60	0.51	24.00	-23.49
	6415	93	AVG	106	53	25/29.4 (MCS11)	1.19	1.20	2.39	24.00	-21.61
			AVG	106	54	25/29.4 (MCS11)	1.00	1.20	2.20	24.00	-21.80
	6435	97	AVG	106	53	25/29.4 (MCS11)	0.85	1.20	2.05	24.00	-21.95
			AVG	106	54	25/29.4 (MCS11)	0.92	1.20	2.12	24.00	-21.88
	6475	105	AVG	106	53	25/29.4 (MCS11)	0.88	1.20	2.08	24.00	-21.92
			AVG	106	54	25/29.4 (MCS11)	0.83	1.20	2.03	24.00	-21.97
	6515	113	AVG	106	53	25/29.4 (MCS11)	0.83	-0.30	0.53	24.00	-23.47
			AVG	106	54	25/29.4 (MCS11)	1.00	-0.30	0.70	24.00	-23.30
	6535	117	AVG	106	53	25/29.4 (MCS11)	0.57	-0.30	0.27	24.00	-23.73
AVG			106	54	25/29.4 (MCS11)	0.71	-0.30	0.41	24.00	-23.59	
6695	149	AVG	106	53	25/29.4 (MCS11)	0.66	-1.60	-0.94	24.00	-24.94	
		AVG	106	54	25/29.4 (MCS11)	0.61	-1.60	-0.99	24.00	-24.99	
6875	185	AVG	106	53	25/29.4 (MCS11)	0.74	-2.40	-1.66	24.00	-25.66	
		AVG	106	54	25/29.4 (MCS11)	0.50	-2.40	-1.90	24.00	-25.90	
6895	189	AVG	106	53	25/29.4 (MCS11)	1.21	-2.40	-1.19	24.00	-25.19	
		AVG	106	54	25/29.4 (MCS11)	1.16	-2.40	-1.24	24.00	-25.24	
6995	209	AVG	106	53	25/29.4 (MCS11)	1.02	-3.30	-2.28	24.00	-26.28	
		AVG	106	54	25/29.4 (MCS11)	1.22	-3.30	-2.08	24.00	-26.08	
7095	229	AVG	106	53	25/29.4 (MCS11)	1.15	-4.90	-3.75	24.00	-27.75	
		AVG	106	54	25/29.4 (MCS11)	1.03	-4.90	-3.87	24.00	-27.87	

Table 7-22. Antenna 4a 20MHz BW 802.11ax Maximum Conducted Output Power and Max EIRP (Highest Power Among Partially-Loaded RU's)

5GHz (40MHz Bandwidth)	Frequency [MHz]	Channel	Detector	RU Size	RU Index	Data Rate [Mbps]	Conducted Power [dBm]	Ant. Gain [dBi]	Max e.i.r.p. [dBm]	Max e.i.r.p. Limit [dBm]	e.i.r.p. Margin [dB]
	5965	3	AVG	242	61	121.9/143.4 (MCS11)	3.08	-0.70	2.38	24.00	-21.62
			AVG	242	62	121.9/143.4 (MCS11)	3.06	-0.70	2.36	24.00	-21.64
	6205	51	AVG	242	61	121.9/143.4 (MCS11)	3.24	0.60	3.84	24.00	-20.16
			AVG	242	62	121.9/143.4 (MCS11)	3.17	0.60	3.77	24.00	-20.23
	6405	91	AVG	242	61	121.9/143.4 (MCS11)	3.12	1.00	4.12	24.00	-19.88
			AVG	242	62	121.9/143.4 (MCS11)	3.12	1.00	4.12	24.00	-19.88
	6445	99	AVG	242	61	121.9/143.4 (MCS11)	3.00	1.20	4.20	24.00	-19.80
			AVG	242	62	121.9/143.4 (MCS11)	2.78	1.20	3.98	24.00	-20.02
	6485	107	AVG	242	61	121.9/143.4 (MCS11)	2.98	1.20	4.18	24.00	-19.82
			AVG	242	62	121.9/143.4 (MCS11)	2.88	1.20	4.08	24.00	-19.92
	6525	115	AVG	242	61	121.9/143.4 (MCS11)	2.65	-0.30	2.35	24.00	-21.65
			AVG	242	62	121.9/143.4 (MCS11)	2.64	-0.30	2.34	24.00	-21.66
	6565	123	AVG	242	61	121.9/143.4 (MCS11)	2.59	-0.30	2.29	24.00	-21.71
			AVG	242	62	121.9/143.4 (MCS11)	2.57	-0.30	2.27	24.00	-21.73
	6725	155	AVG	242	61	121.9/143.4 (MCS11)	2.65	-1.50	1.15	24.00	-22.85
			AVG	242	62	121.9/143.4 (MCS11)	2.65	-1.50	1.15	24.00	-22.85
	6845	179	AVG	242	61	121.9/143.4 (MCS11)	2.72	-2.40	0.32	24.00	-23.68
AVG			242	62	121.9/143.4 (MCS11)	2.50	-2.40	0.10	24.00	-23.90	
6885	187	AVG	242	61	121.9/143.4 (MCS11)	2.70	-2.40	0.30	24.00	-23.70	
		AVG	242	62	121.9/143.4 (MCS11)	2.74	-2.40	0.34	24.00	-23.66	
6965	203	AVG	242	61	121.9/143.4 (MCS11)	3.20	-3.30	-0.10	24.00	-24.10	
		AVG	242	62	121.9/143.4 (MCS11)	3.01	-3.30	-0.29	24.00	-24.29	
7085	227	AVG	242	61	121.9/143.4 (MCS11)	3.16	-4.90	-1.74	24.00	-25.74	
		AVG	242	62	121.9/143.4 (MCS11)	3.10	-4.90	-1.80	24.00	-25.80	

Table 7-23. Antenna 4a 40MHz BW 802.11ax Maximum Conducted Output Power and Max EIRP (Highest Power Among Partially-Loaded RU's)

FCC ID: BCGA2435 IC: 579C-A2435		MEASUREMENT REPORT (CERTIFICATION)	Approved by: Technical Manager
Test Report S/N: 1C2205090025-22-R3.BCG	Test Dates: 05/27/2022 - 9/12/2022	EUT Type: Tablet Device	Page 54 of 323

5GHz (80MHz Bandwidth)	Frequency [MHz]	Channel	Detector	RU Size	RU Index	Data Rate [Mbps]	Conducted Power [dBm]	Ant. Gain [dBi]	Max e.i.r.p. [dBm]	Max e.i.r.p. Limit [dBm]	e.i.r.p. Margin [dB]
	5985	7	AVG	484	65	243.8/286.8 (MCS11)	6.07	-0.70	5.37	24.00	-18.63
			AVG	484	66	243.8/286.8 (MCS11)	6.25	-0.70	5.55	24.00	-18.45
	6225	55	AVG	484	65	243.8/286.8 (MCS11)	6.11	0.60	6.71	24.00	-17.29
			AVG	484	66	243.8/286.8 (MCS11)	6.16	0.60	6.76	24.00	-17.24
	6385	87	AVG	484	65	243.8/286.8 (MCS11)	6.06	1.00	7.06	24.00	-16.94
			AVG	484	66	243.8/286.8 (MCS11)	6.24	1.00	7.24	24.00	-16.76
	6465	103	AVG	484	65	243.8/286.8 (MCS11)	5.88	1.20	7.08	24.00	-16.92
			AVG	484	66	243.8/286.8 (MCS11)	5.91	1.20	7.11	24.00	-16.89
	6545	119	AVG	484	65	243.8/286.8 (MCS11)	5.75	-0.30	5.45	24.00	-18.55
			AVG	484	66	243.8/286.8 (MCS11)	5.68	-0.30	5.38	24.00	-18.62
	6705	151	AVG	484	65	243.8/286.8 (MCS11)	5.52	-1.60	3.92	24.00	-20.08
			AVG	484	66	243.8/286.8 (MCS11)	5.73	-1.60	4.13	24.00	-19.87
6865	183	AVG	484	65	243.8/286.8 (MCS11)	5.50	-2.40	3.10	24.00	-20.90	
		AVG	484	66	243.8/286.8 (MCS11)	5.62	-2.40	3.22	24.00	-20.78	
6945	199	AVG	484	65	243.8/286.8 (MCS11)	6.24	-3.30	2.94	24.00	-21.06	
		AVG	484	66	243.8/286.8 (MCS11)	6.18	-3.30	2.88	24.00	-21.12	
7025	215	AVG	484	65	243.8/286.8 (MCS11)	6.16	-4.90	1.26	24.00	-22.74	
		AVG	484	66	243.8/286.8 (MCS11)	6.14	-4.90	1.24	24.00	-22.76	

Table 7-24. Antenna 4a 80MHz BW 802.11ax Maximum Conducted Output Power and Max EIRP (Highest Power Among Partially-Loaded RU's)

5GHz (160MHz Bandwidth)	Frequency [MHz]	Channel	Detector	RU Size	RU Index	Data Rate [Mbps]	Conducted Power [dBm]	Ant. Gain [dBi]	Max e.i.r.p. [dBm]	Max e.i.r.p. Limit [dBm]	e.i.r.p. Margin [dB]
	6025	15	AVG	996	67	510.4/600.5 (MCS11)	7.86	-0.90	6.96	24.00	-17.04
	6025	15	AVG	996	67	510.4/600.5 (MCS11)	7.77	-0.90	6.87	24.00	-17.13
	6185	47	AVG	996	67	510.4/600.5 (MCS11)	7.51	-0.60	6.91	24.00	-17.09
	6185	47	AVG	996	67	510.4/600.5 (MCS11)	7.71	-0.60	7.11	24.00	-16.89
	6345	79	AVG	996	67	510.4/600.5 (MCS11)	7.40	1.00	8.40	24.00	-15.60
	6345	79	AVG	996	67	510.4/600.5 (MCS11)	7.42	1.00	8.42	24.00	-15.58
	6505	111	AVG	996	67	510.4/600.5 (MCS11)	7.23	-0.30	6.93	24.00	-17.07
	6505	111	AVG	996	67	510.4/600.5 (MCS11)	7.14	-0.30	6.84	24.00	-17.16
	6665	143	AVG	996	67	510.4/600.5 (MCS11)	7.39	-1.60	5.79	24.00	-18.21
	6665	143	AVG	996	67	510.4/600.5 (MCS11)	7.39	-1.60	5.79	24.00	-18.21
	6825	175	AVG	996	67	510.4/600.5 (MCS11)	7.40	-2.40	5.00	24.00	-19.00
	6825	175	AVG	996	67	510.4/600.5 (MCS11)	7.40	-2.40	5.00	24.00	-19.00
	6985	207	AVG	996	67	510.4/600.5 (MCS11)	8.48	-3.30	5.18	24.00	-18.82
	6985	207	AVG	996	67	510.4/600.5 (MCS11)	8.44	-3.30	5.14	24.00	-18.86

Table 7-25. Antenna 4a 160MHz BW 802.11ax Maximum Conducted Output Power and Max EIRP (Highest Power Among Partially-Loaded RU's)

FCC ID: BCGA2435 IC: 579C-A2435		MEASUREMENT REPORT (CERTIFICATION)	Approved by: Technical Manager
Test Report S/N: 1C2205090025-22-R3.BCG	Test Dates: 05/27/2022 - 9/12/2022	EUT Type: Tablet Device	Page 55 of 323