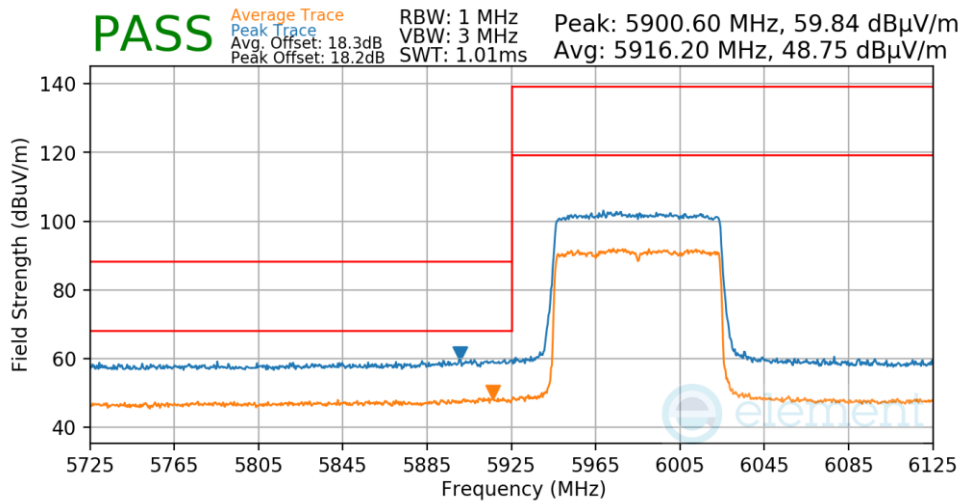


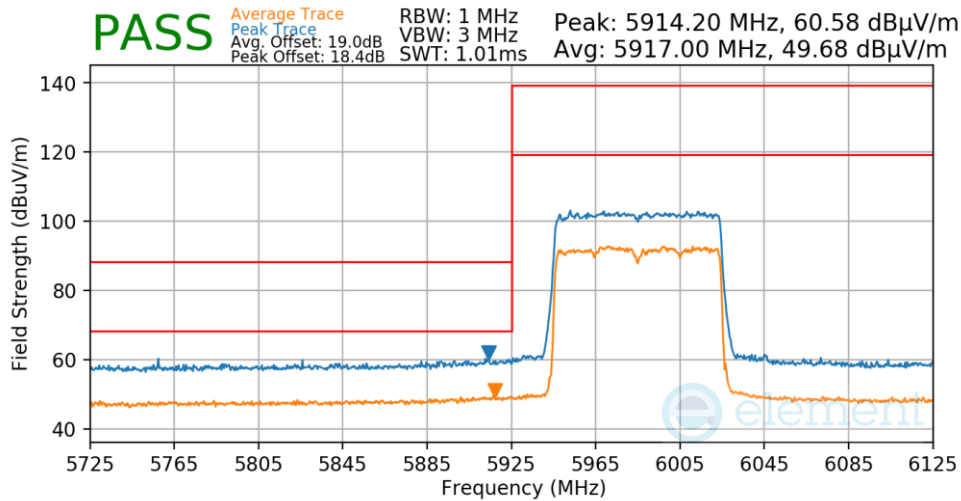
### 7.7.6 Antenna 5b Radiated Band Edge Measurements (80MHz BW) \$15.407(b.1)(b.2) \$15.205 \$15.209; RSS-Gen [8.9]

Worst Case Mode: 802.11ax  
 Worst Case Transfer Rate: MCS2  
 Distance of Measurements: 3 Meters  
 Operating Frequency: 5985MHz  
 Channel: 7



**Plot 7-659. Antenna 5b Radiated Lower Band Edge (Peak & Average – UNII Band 5)**

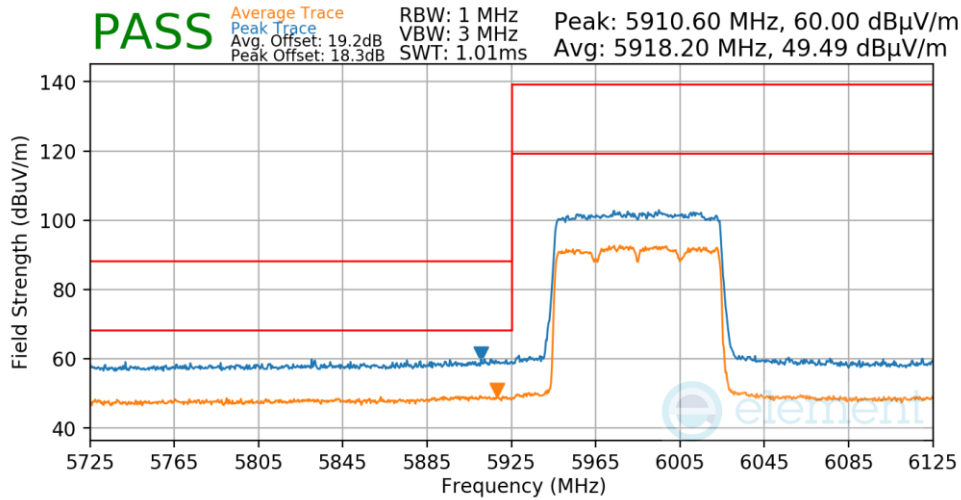
Worst Case Mode: 802.11ax  
 Worst Case Transfer Rate: MCS4  
 Distance of Measurements: 3 Meters  
 Operating Frequency: 5985MHz  
 Channel: 7



**Plot 7-660. Antenna 5b Radiated Lower Band Edge (Peak & Average – UNII Band 5)**

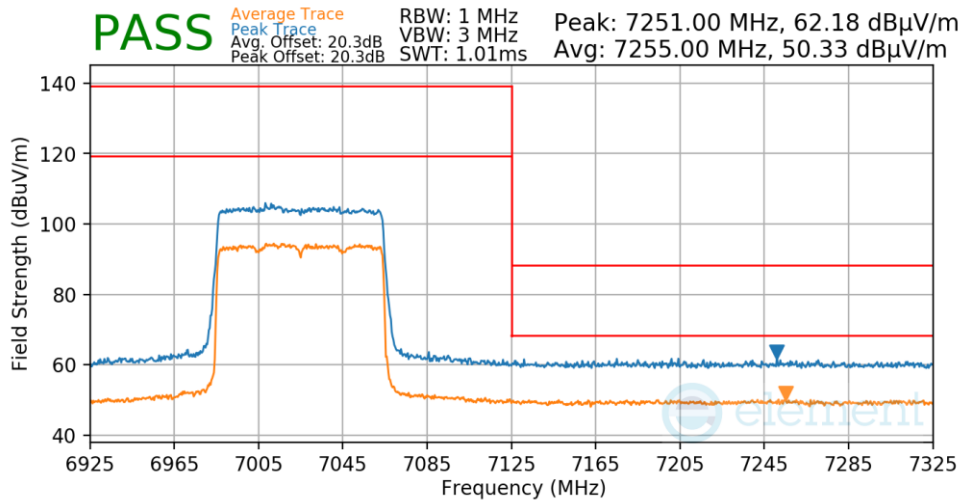
FCC ID: BCGA2435 IC: 579C-A2435		MEASUREMENT REPORT (CERTIFICATION)	Approved by: Technical Manager
Test Report S/N: 1C2205090025-21-R3.BCG	Test Dates: 05/27/2022 - 9/12/2022	EUT Type: Tablet Device	Page 235 of 282

Worst Case Mode: 802.11ax  
 Worst Case Transfer Rate: MCS11  
 Distance of Measurements: 3 Meters  
 Operating Frequency: 5985MHz  
 Channel: 7



**Plot 7-661. Antenna 5b Radiated Lower Band Edge (Peak & Average – UNII Band 5)**

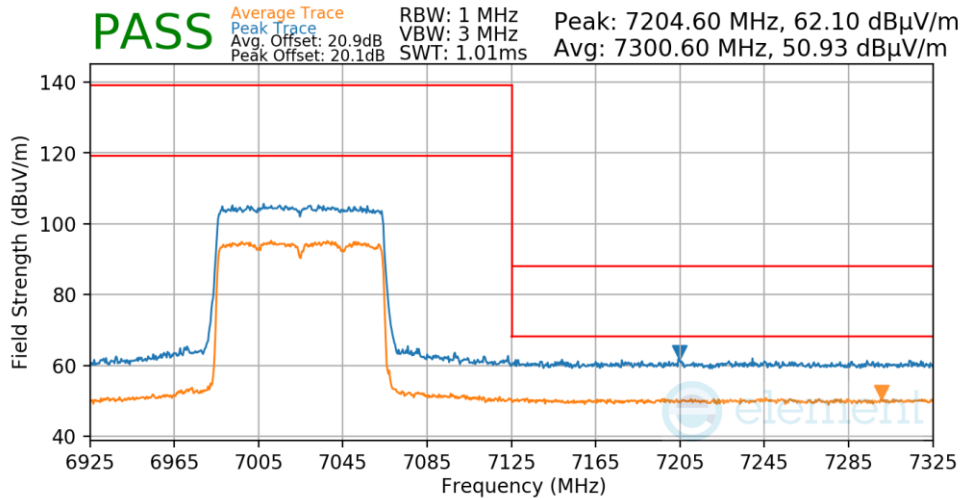
Worst Case Mode: 802.11ax  
 Worst Case Transfer Rate: MCS2  
 Distance of Measurements: 3 Meters  
 Operating Frequency: 7025MHz  
 Channel: 215



**Plot 7-662. Antenna 5b Radiated Upper Band Edge (Peak & Average – UNII Band 8)**

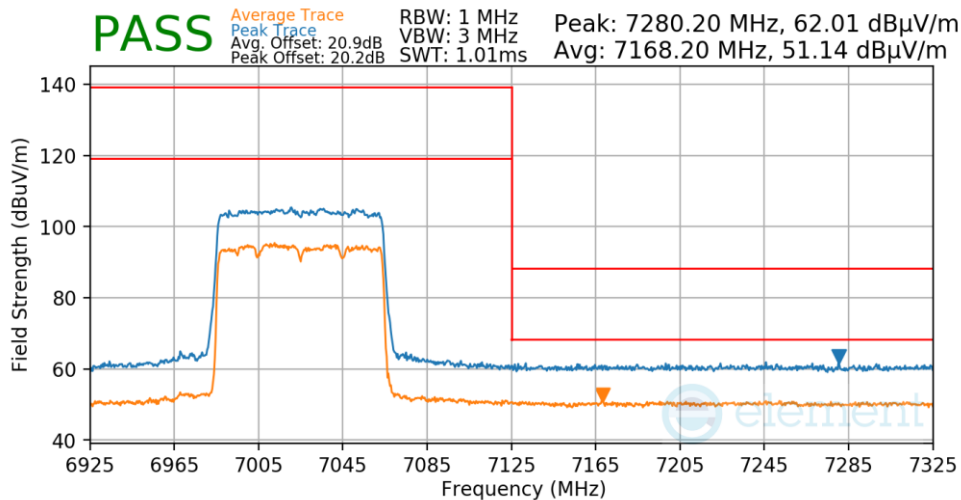
FCC ID: BCGA2435 IC: 579C-A2435		<b>MEASUREMENT REPORT (CERTIFICATION)</b>	Approved by: Technical Manager
Test Report S/N: 1C2205090025-21-R3.BCG	Test Dates: 05/27/2022 - 9/12/2022	EUT Type: Tablet Device	Page 236 of 282

Worst Case Mode: 802.11ax  
 Worst Case Transfer Rate: MCS4  
 Distance of Measurements: 3 Meters  
 Operating Frequency: 7025MHz  
 Channel: 215



**Plot 7-663. Antenna 5b Radiated Upper Band Edge (Peak & Average – UNII Band 8)**

Worst Case Mode: 802.11ax  
 Worst Case Transfer Rate: MCS11  
 Distance of Measurements: 3 Meters  
 Operating Frequency: 7025MHz  
 Channel: 215

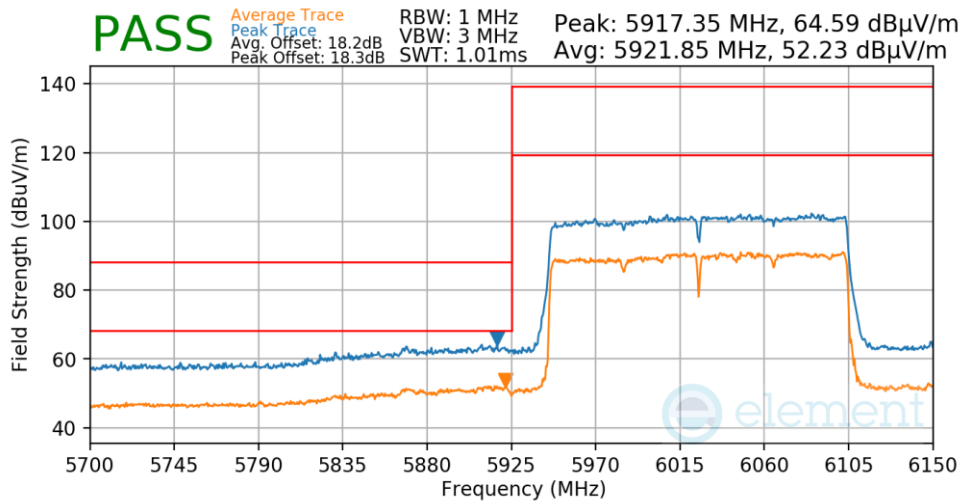


**Plot 7-664. Antenna 5b Radiated Upper Band Edge (Peak & Average – UNII Band 8)**

FCC ID: BCGA2435 IC: 579C-A2435		MEASUREMENT REPORT (CERTIFICATION)	Approved by: Technical Manager
Test Report S/N: 1C2205090025-21-R3.BCG	Test Dates: 05/27/2022 - 9/12/2022	EUT Type: Tablet Device	Page 237 of 282

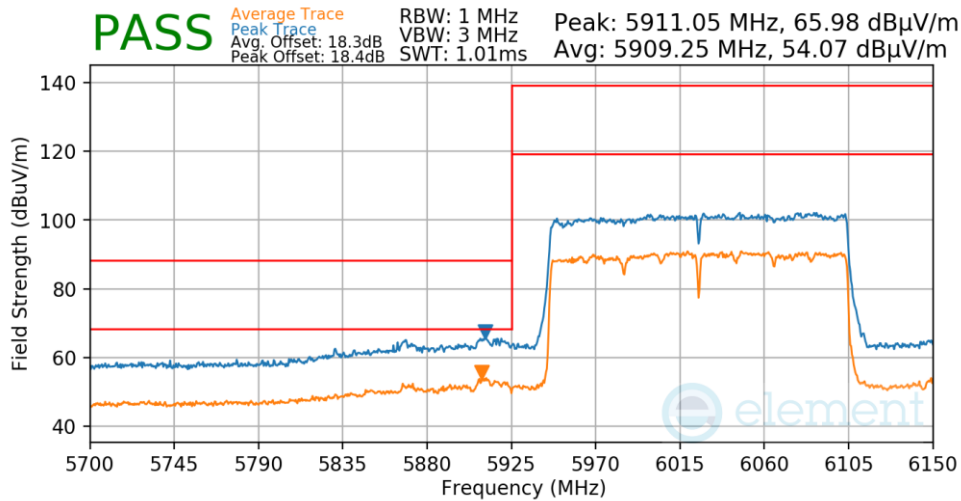
### 7.7.7 Antenna 5b Radiated Band Edge Measurements (160MHz BW) \$15.407(b.1)(b.2) \$15.205 \$15.209; RSS-Gen [8.9]

Worst Case Mode:	802.11ax
Worst Case Transfer Rate:	MCS2
Distance of Measurements:	3 Meters
Operating Frequency:	6025MHz
Channel:	15



**Plot 7-665. Antenna 5b Radiated Lower Band Edge (Peak & Average – UNII Band 5)**

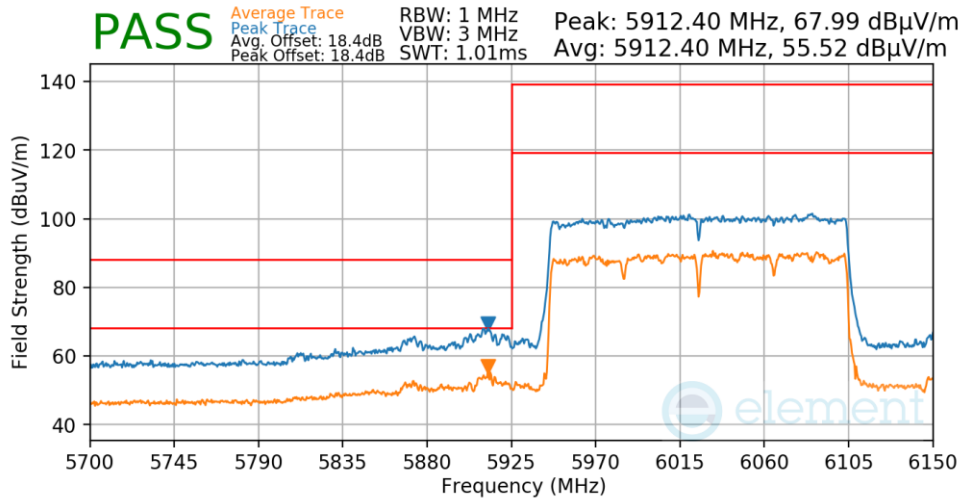
Worst Case Mode:	802.11ax
Worst Case Transfer Rate:	MCS4
Distance of Measurements:	3 Meters
Operating Frequency:	6025MHz
Channel:	15



**Plot 7-666. Antenna 5b Radiated Lower Band Edge (Peak & Average – UNII Band 5)**

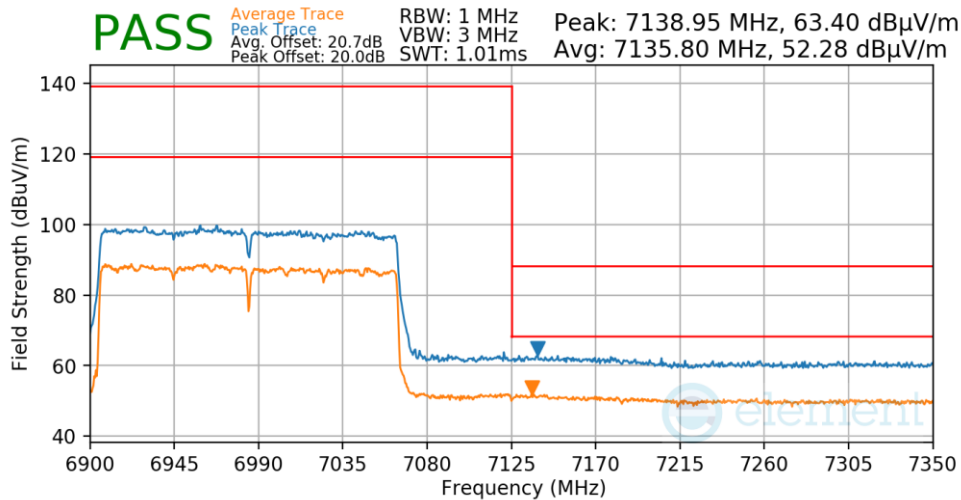
FCC ID: BCGA2435 IC: 579C-A2435		<b>MEASUREMENT REPORT (CERTIFICATION)</b>	Approved by: Technical Manager
Test Report S/N: 1C2205090025-21-R3.BCG	Test Dates: 05/27/2022 - 9/12/2022	EUT Type: Tablet Device	Page 238 of 282

Worst Case Mode: 802.11ax  
 Worst Case Transfer Rate: MCS11  
 Distance of Measurements: 3 Meters  
 Operating Frequency: 6025MHz  
 Channel: 15



**Plot 7-667. Antenna 5b Radiated Lower Band Edge (Peak & Average – UNII Band 5)**

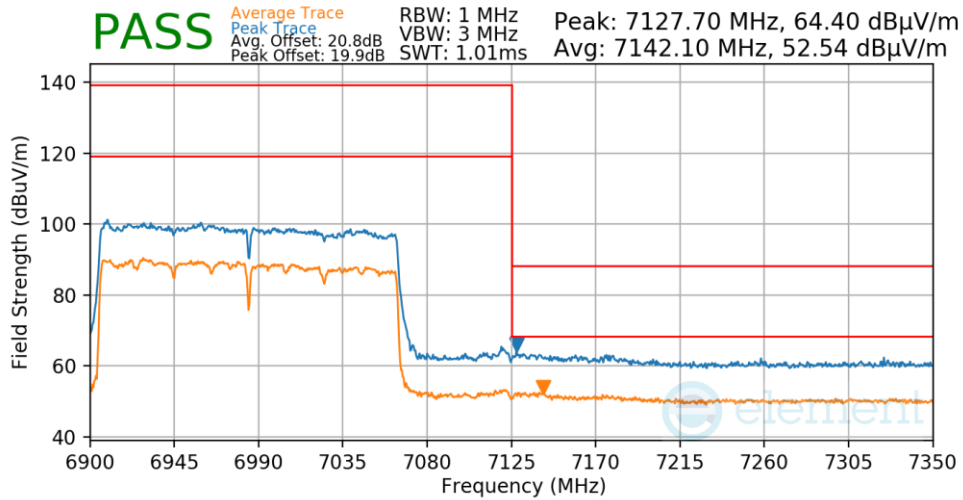
Worst Case Mode: 802.11ax  
 Worst Case Transfer Rate: MCS2  
 Distance of Measurements: 3 Meters  
 Operating Frequency: 6985MHz  
 Channel: 207



**Plot 7-668. Antenna 5b Radiated Upper Band Edge (Peak & Average – UNII Band 8)**

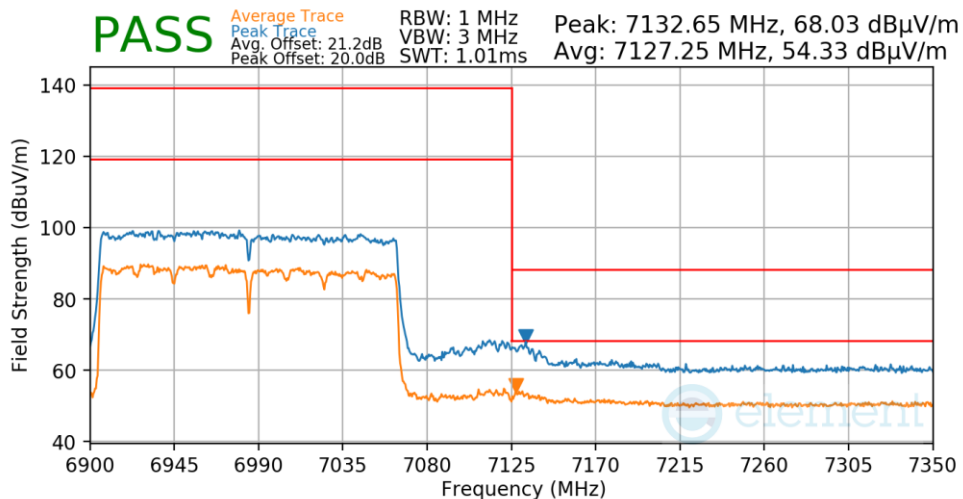
FCC ID: BCGA2435 IC: 579C-A2435		MEASUREMENT REPORT (CERTIFICATION)	Approved by: Technical Manager
Test Report S/N: 1C2205090025-21-R3.BCG	Test Dates: 05/27/2022 - 9/12/2022	EUT Type: Tablet Device	Page 239 of 282

Worst Case Mode: 802.11ax  
 Worst Case Transfer Rate: MCS4  
 Distance of Measurements: 3 Meters  
 Operating Frequency: 6985MHz  
 Channel: 207



**Plot 7-669. Antenna 5b Radiated Upper Band Edge (Peak & Average – UNII Band 8)**

Worst Case Mode: 802.11ax  
 Worst Case Transfer Rate: MCS11  
 Distance of Measurements: 3 Meters  
 Operating Frequency: 6985MHz  
 Channel: 207

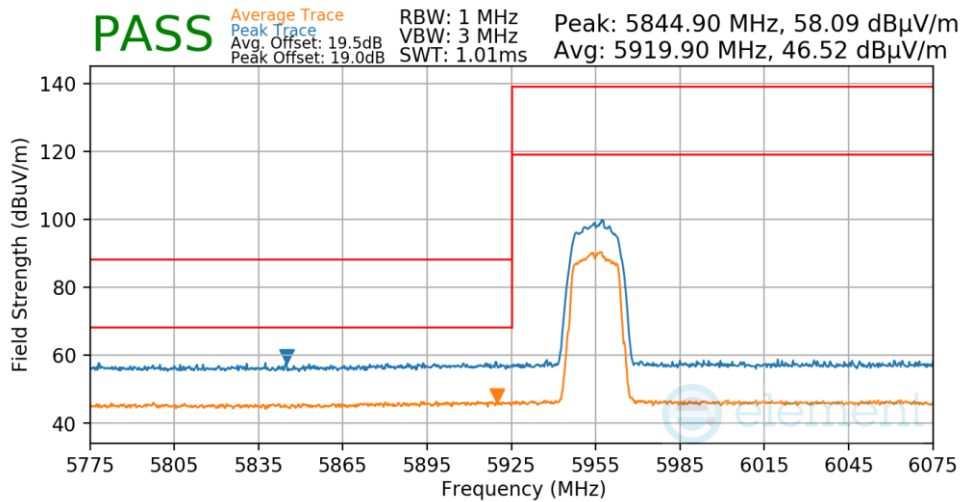


**Plot 7-670. Antenna 5b Radiated Upper Band Edge (Peak & Average – UNII Band 8)**

FCC ID: BCGA2435 IC: 579C-A2435		<b>MEASUREMENT REPORT (CERTIFICATION)</b>	Approved by: Technical Manager
Test Report S/N: 1C2205090025-21-R3.BCG	Test Dates: 05/27/2022 - 9/12/2022	EUT Type: Tablet Device	Page 240 of 282

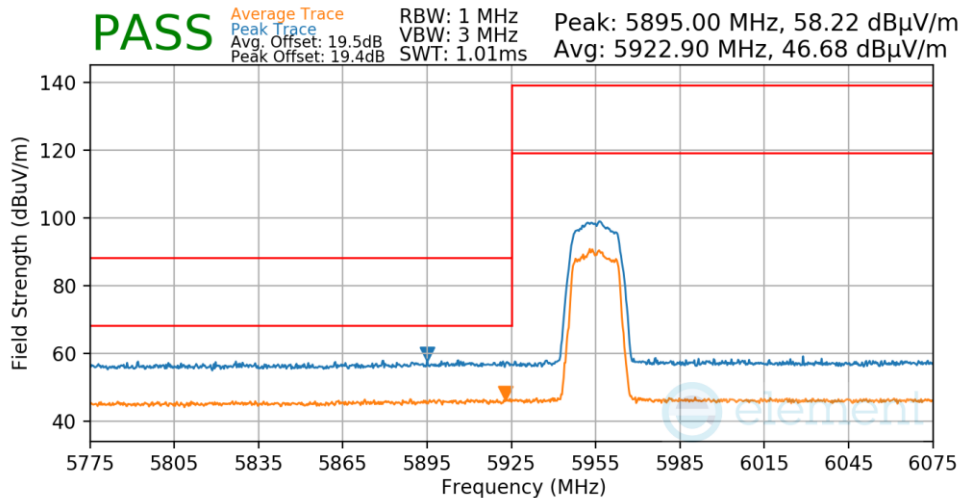
### 7.7.8 Antenna 4a Radiated Band Edge Measurements (20MHz BW) §15.407(b.1)(b.2) §15.205 §15.209; RSS-Gen [8.9]; RSS-Gen [8.9]

Worst Case Mode: 802.11a  
 Worst Case Transfer Rate: 12Mbps  
 Distance of Measurements: 3 Meters  
 Operating Frequency: 5955MHz  
 Channel: 1



**Plot 7-671. Antenna 4a Radiated Lower Band Edge (Peak/Average – UNII Band 5)**

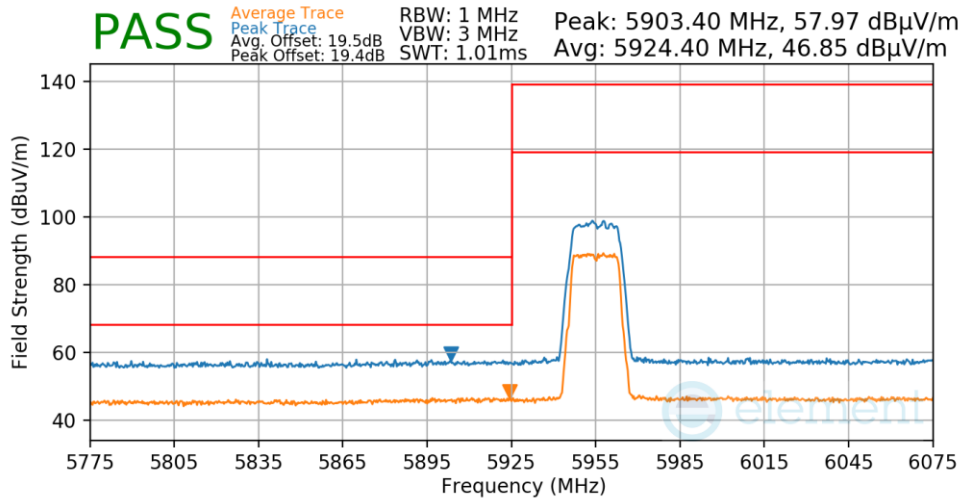
Worst Case Mode: 802.11a  
 Worst Case Transfer Rate: 24Mbps  
 Distance of Measurements: 3 Meters  
 Operating Frequency: 5955MHz  
 Channel: 1



**Plot 7-672. Antenna 4a Radiated Lower Band Edge (Peak/Average – UNII Band 5)**

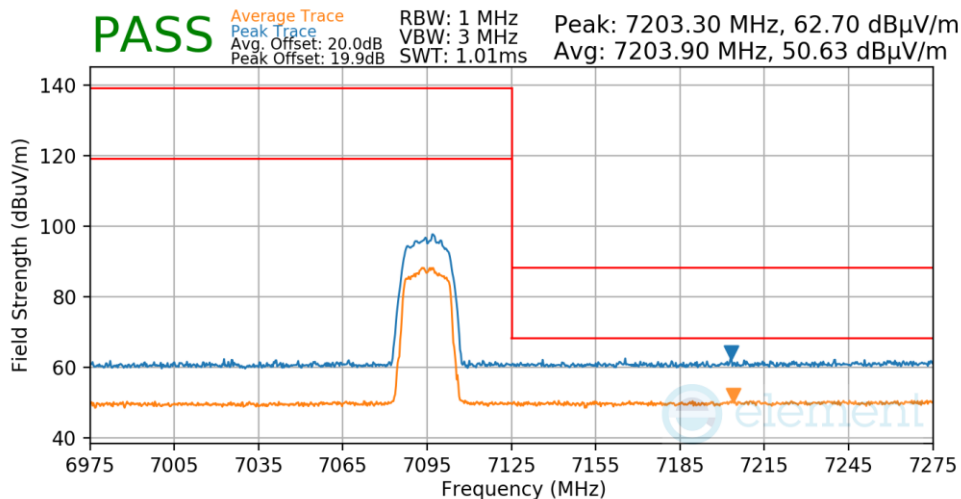
FCC ID: BCGA2435 IC: 579C-A2435		MEASUREMENT REPORT (CERTIFICATION)	Approved by: Technical Manager
Test Report S/N: 1C2205090025-21-R3.BCG	Test Dates: 05/27/2022 - 9/12/2022	EUT Type: Tablet Device	Page 241 of 282

Worst Case Mode: 802.11a  
 Worst Case Transfer Rate: 54Mbps  
 Distance of Measurements: 3 Meters  
 Operating Frequency: 5955MHz  
 Channel: 1



**Plot 7-673. Antenna 4a Radiated Lower Band Edge (Peak/Average – UNII Band 5)**

Worst Case Mode: 802.11a  
 Worst Case Transfer Rate: 12Mbps  
 Distance of Measurements: 3 Meters  
 Operating Frequency: 7095MHz  
 Channel: 229

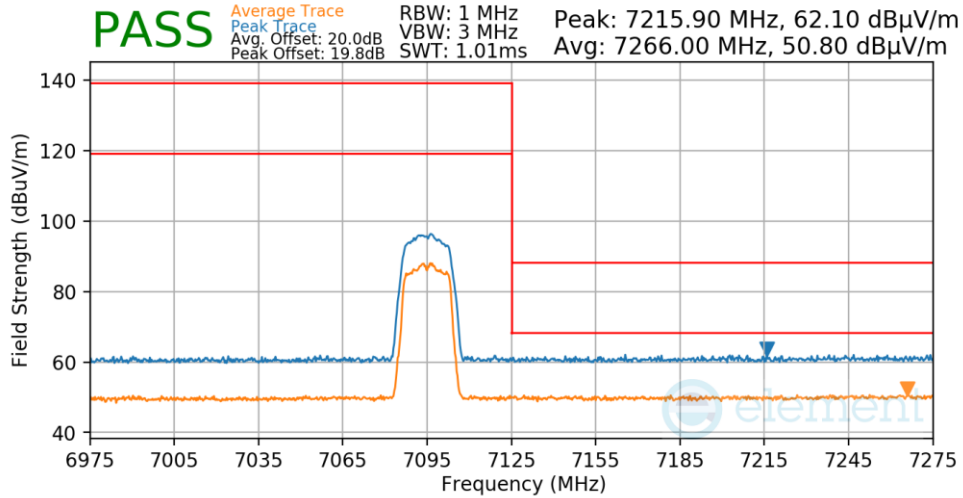


**Plot 7-674. Antenna 4a Radiated Upper Band Edge (Peak/Average – UNII Band 8)**

FCC ID: BCGA2435 IC: 579C-A2435		MEASUREMENT REPORT (CERTIFICATION)	Approved by: Technical Manager
Test Report S/N: 1C2205090025-21-R3.BCG	Test Dates: 05/27/2022 - 9/12/2022	EUT Type: Tablet Device	Page 242 of 282

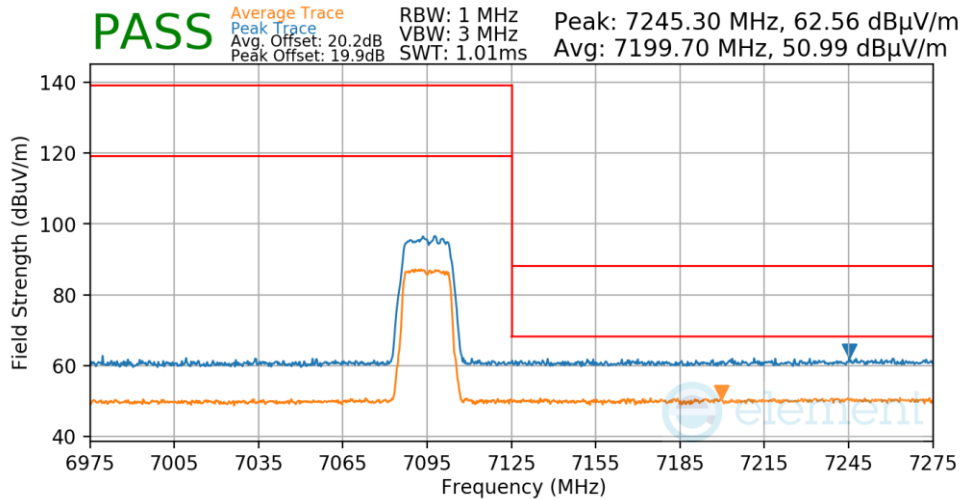


Worst Case Mode: 802.11a  
 Worst Case Transfer Rate: 24Mbps  
 Distance of Measurements: 3 Meters  
 Operating Frequency: 7095MHz  
 Channel: 229



**Plot 7-675. Antenna 4a Radiated Upper Band Edge (Peak/Average – UNII Band 8)**

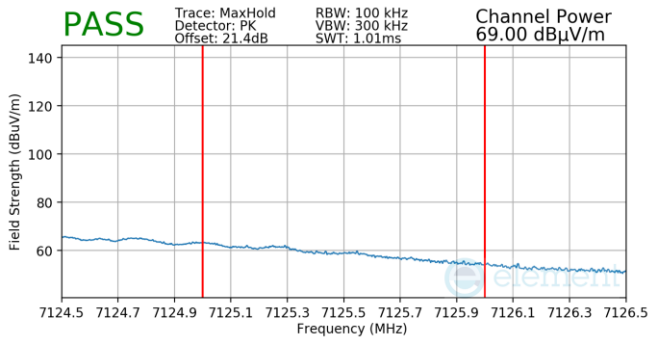
Worst Case Mode: 802.11a  
 Worst Case Transfer Rate: 54Mbps  
 Distance of Measurements: 3 Meters  
 Operating Frequency: 7095MHz  
 Channel: 229



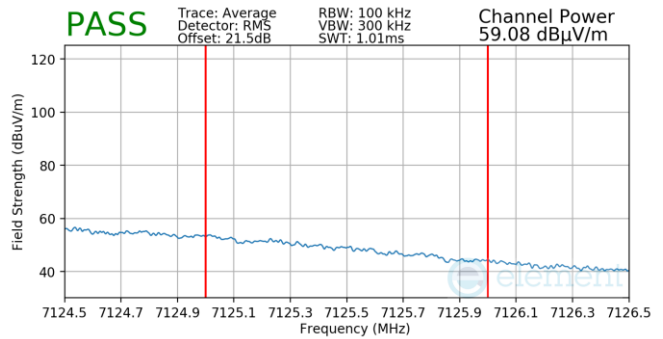
**Plot 7-676. Antenna 4a Radiated Upper Band Edge (Peak/Average – UNII Band 8)**

FCC ID: BCGA2435 IC: 579C-A2435		MEASUREMENT REPORT (CERTIFICATION)	Approved by: Technical Manager
Test Report S/N: 1C2205090025-21-R3.BCG	Test Dates: 05/27/2022 - 9/12/2022	EUT Type: Tablet Device	Page 243 of 282

Worst Case Mode: 802.11a  
 Worst Case Transfer Rate: 12Mbps  
 Distance of Measurements: 3 Meters  
 Operating Frequency: 7115MHz  
 Channel: 233

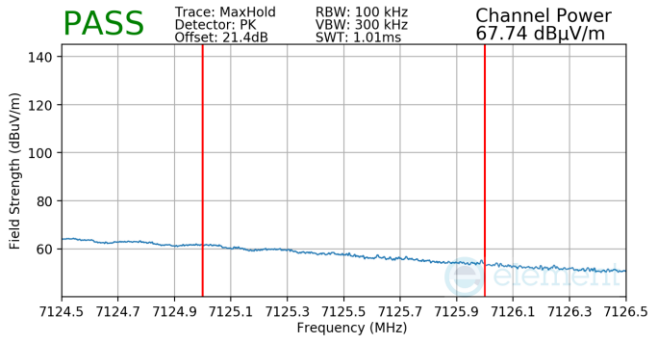


**Plot 7-677. Antenna 4a Radiated Upper Band Edge (Peak – UNII Band 8)**

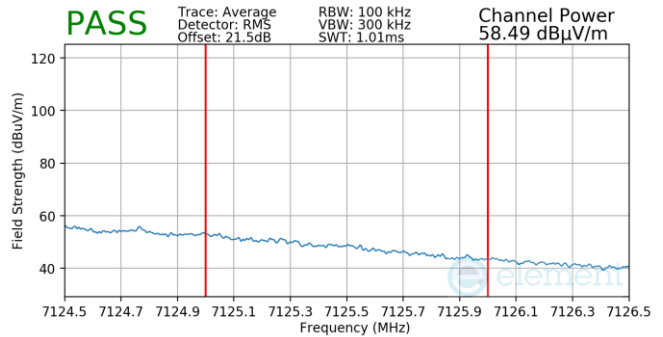


**Plot 7-678. Antenna 4a Radiated Upper Band Edge (Average – UNII Band 8)**

Worst Case Mode: 802.11a  
 Worst Case Transfer Rate: 24Mbps  
 Distance of Measurements: 3 Meters  
 Operating Frequency: 7115MHz  
 Channel: 233



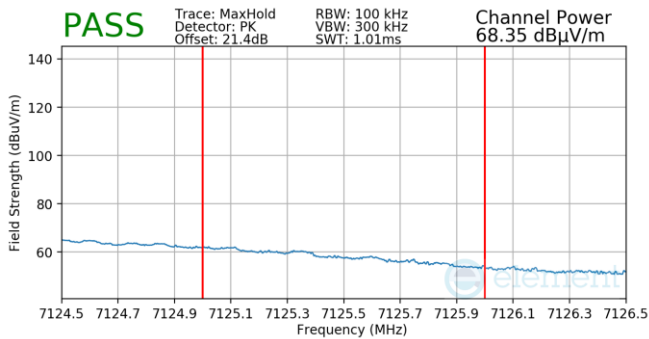
**Plot 7-679. Antenna 4a Radiated Upper Band Edge (Peak – UNII Band 8)**



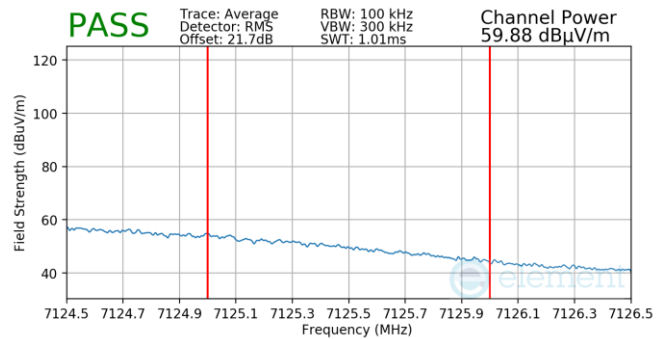
**Plot 7-680. Antenna 4a Radiated Upper Band Edge (Average – UNII Band 8)**

FCC ID: BCGA2435 IC: 579C-A2435		<b>MEASUREMENT REPORT (CERTIFICATION)</b>	<b>Approved by:</b> Technical Manager
<b>Test Report S/N:</b> 1C2205090025-21-R3.BCG	<b>Test Dates:</b> 05/27/2022 - 9/12/2022	<b>EUT Type:</b> Tablet Device	Page 244 of 282

Worst Case Mode: 802.11a  
 Worst Case Transfer Rate: 54Mbps  
 Distance of Measurements: 3 Meters  
 Operating Frequency: 7115MHz  
 Channel: 233



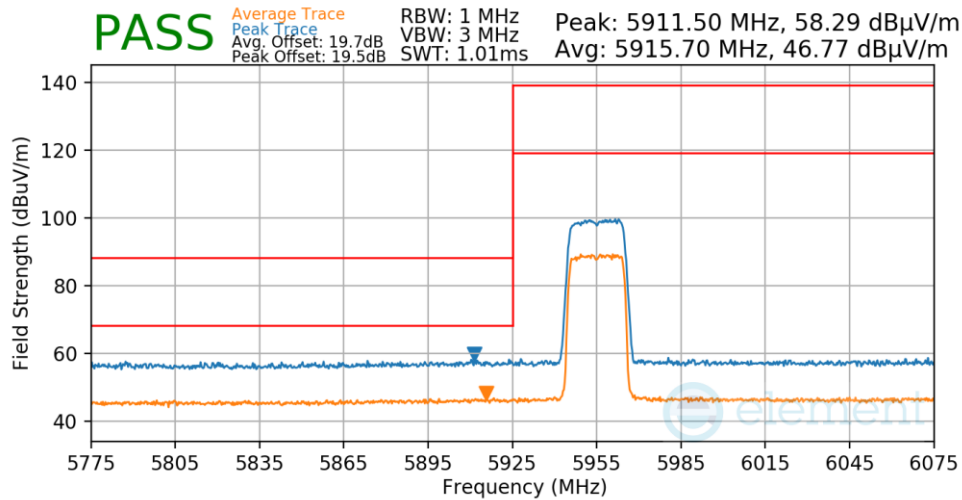
**Plot 7-681. Antenna 4a Radiated Upper Band Edge (Peak – UNII Band 8)**



**Plot 7-682. Antenna 4a Radiated Upper Band Edge (Average – UNII Band 8)**

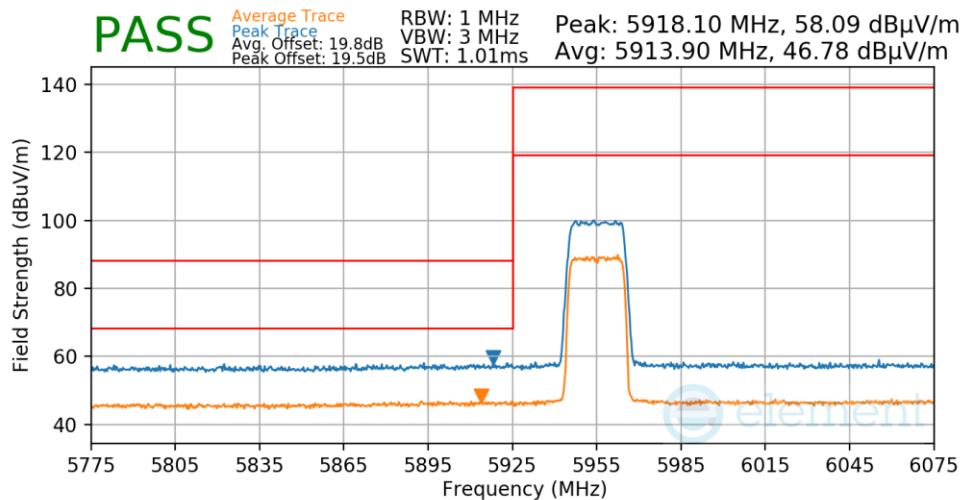
FCC ID: BCGA2435 IC: 579C-A2435	 <b>MEASUREMENT REPORT (CERTIFICATION)</b>	<b>Approved by:</b> Technical Manager
<b>Test Report S/N:</b> 1C2205090025-21-R3.BCG	<b>Test Dates:</b> 05/27/2022 - 9/12/2022	<b>EUT Type:</b> Tablet Device
		Page 245 of 282

Worst Case Mode: 802.11ax  
 Worst Case Transfer Rate: MCS2  
 Distance of Measurements: 3 Meters  
 Operating Frequency: 5955MHz  
 Channel: 1



**Plot 7-683. Antenna 4a Radiated Lower Band Edge (Peak/Average – UNII Band 5)**

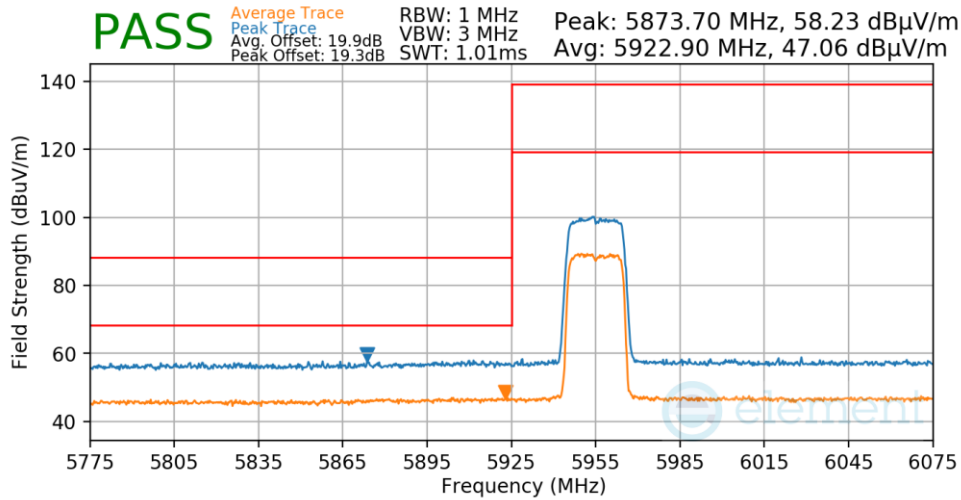
Worst Case Mode: 802.11ax  
 Worst Case Transfer Rate: MCS4  
 Distance of Measurements: 3 Meters  
 Operating Frequency: 5955MHz  
 Channel: 1



**Plot 7-684. Antenna 4a Radiated Lower Band Edge (Peak/Average – UNII Band 5)**

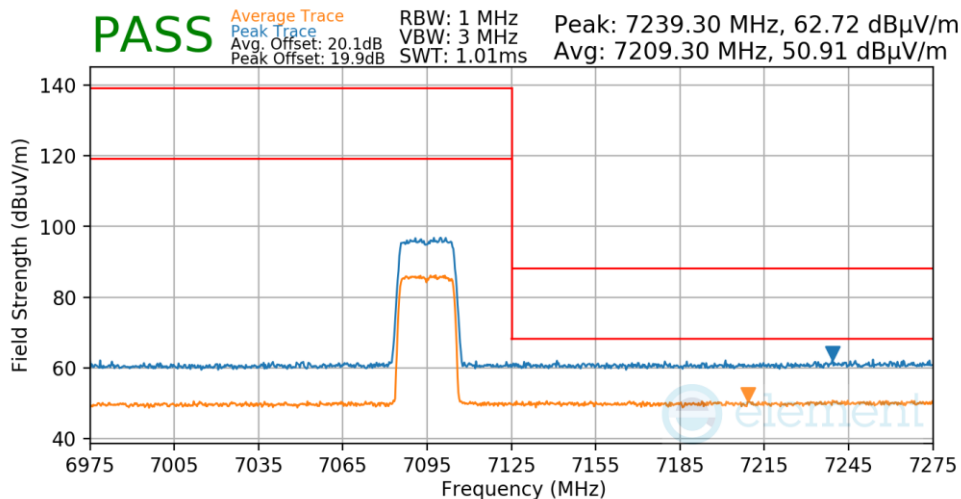
FCC ID: BCGA2435 IC: 579C-A2435		MEASUREMENT REPORT (CERTIFICATION)	Approved by: Technical Manager
Test Report S/N: 1C2205090025-21-R3.BCG	Test Dates: 05/27/2022 - 9/12/2022	EUT Type: Tablet Device	Page 246 of 282

Worst Case Mode: 802.11ax  
 Worst Case Transfer Rate: MCS11  
 Distance of Measurements: 3 Meters  
 Operating Frequency: 5955MHz  
 Channel: 1



**Plot 7-685. Antenna 4a Radiated Lower Band Edge (Peak/Average – UNII Band 5)**

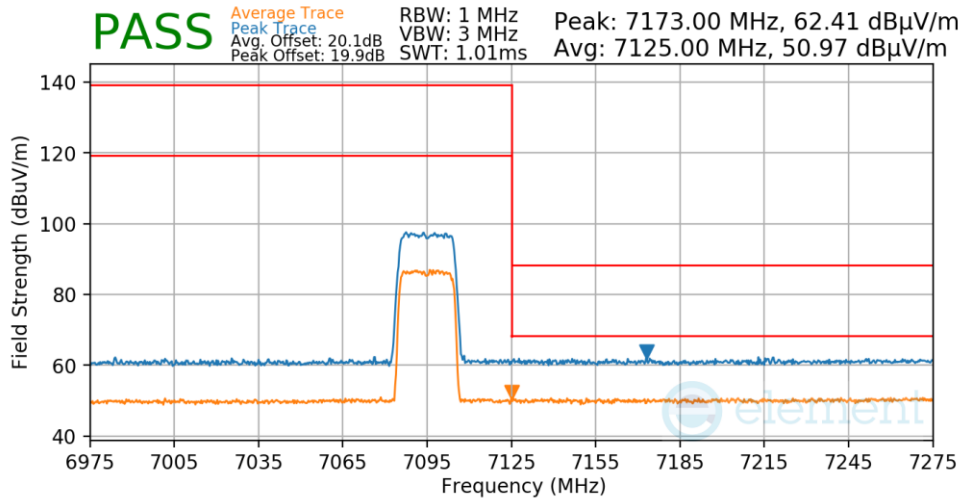
Worst Case Mode: 802.11ax  
 Worst Case Transfer Rate: MCS2  
 Distance of Measurements: 3 Meters  
 Operating Frequency: 7095MHz  
 Channel: 229



**Plot 7-686. Antenna 4a Radiated Upper Band Edge (Peak/Average – UNII Band 8)**

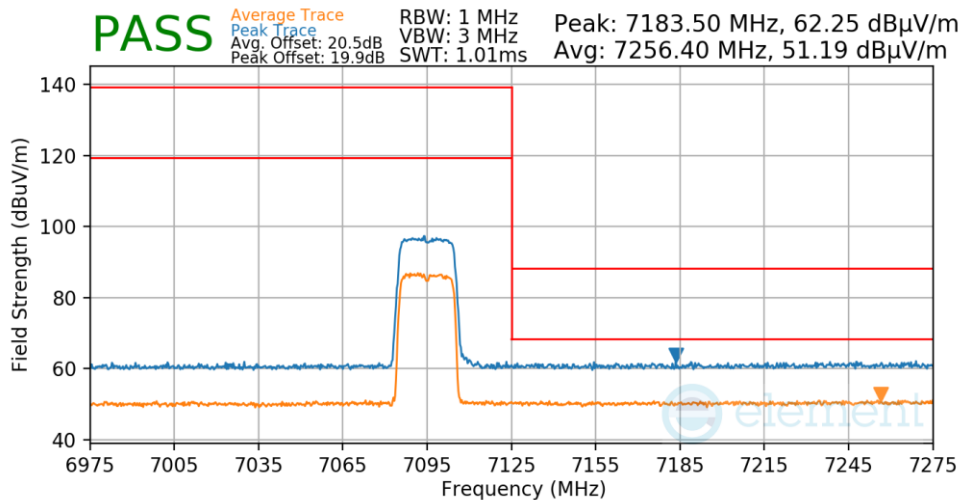
FCC ID: BCGA2435 IC: 579C-A2435		<b>MEASUREMENT REPORT (CERTIFICATION)</b>	Approved by: Technical Manager
Test Report S/N: 1C2205090025-21-R3.BCG	Test Dates: 05/27/2022 - 9/12/2022	EUT Type: Tablet Device	Page 247 of 282

Worst Case Mode: 802.11ax  
 Worst Case Transfer Rate: MCS4  
 Distance of Measurements: 3 Meters  
 Operating Frequency: 7095MHz  
 Channel: 229



**Plot 7-687. Antenna 4a Radiated Upper Band Edge (Peak/Average – UNII Band 8)**

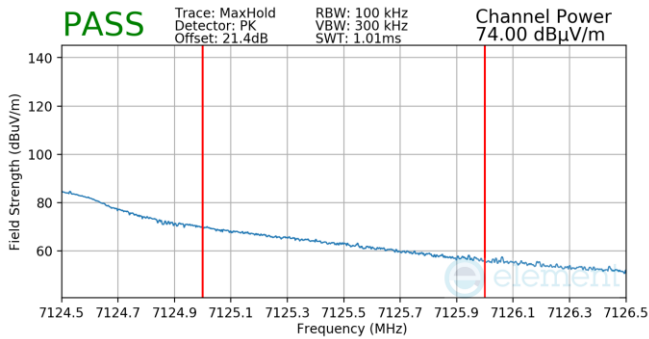
Worst Case Mode: 802.11ax  
 Worst Case Transfer Rate: MCS11  
 Distance of Measurements: 3 Meters  
 Operating Frequency: 7095MHz  
 Channel: 229



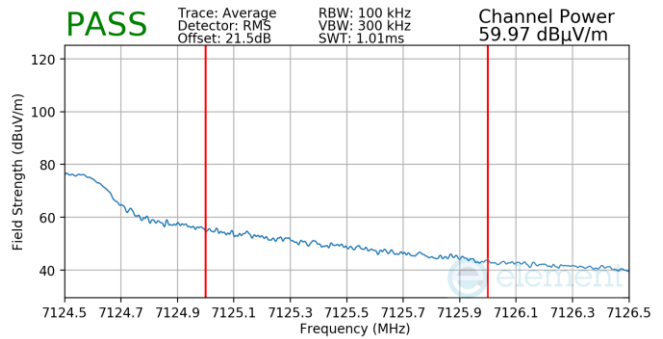
**Plot 7-688. Antenna 4a Radiated Upper Band Edge (Peak/Average – UNII Band 8)**

FCC ID: BCGA2435 IC: 579C-A2435		<b>MEASUREMENT REPORT (CERTIFICATION)</b>	Approved by: Technical Manager
Test Report S/N: 1C2205090025-21-R3.BCG	Test Dates: 05/27/2022 - 9/12/2022	EUT Type: Tablet Device	Page 248 of 282

Worst Case Mode: 802.11ax  
 Worst Case Transfer Rate: MCS2  
 Distance of Measurements: 3 Meters  
 Operating Frequency: 7115MHz  
 Channel: 233

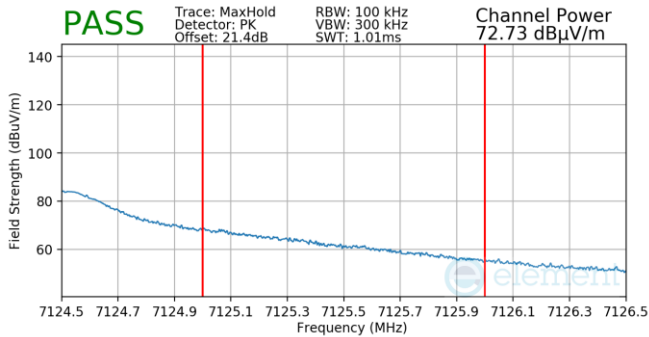


**Plot 7-689. Antenna 4a Radiated Upper Band Edge (Peak – UNII Band 8)**

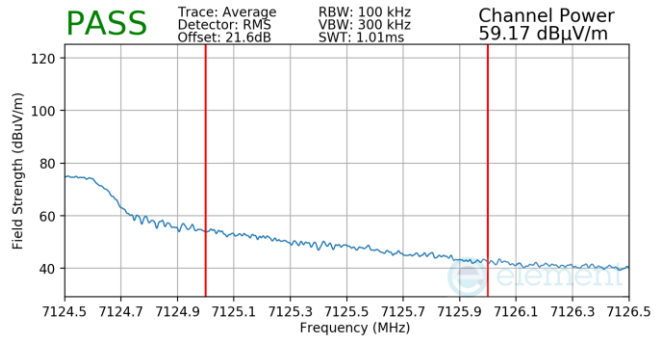


**Plot 7-690. Antenna 4a Radiated Upper Band Edge (Average – UNII Band 8)**

Worst Case Mode: 802.11ax  
 Worst Case Transfer Rate: MCS4  
 Distance of Measurements: 3 Meters  
 Operating Frequency: 7115MHz  
 Channel: 233



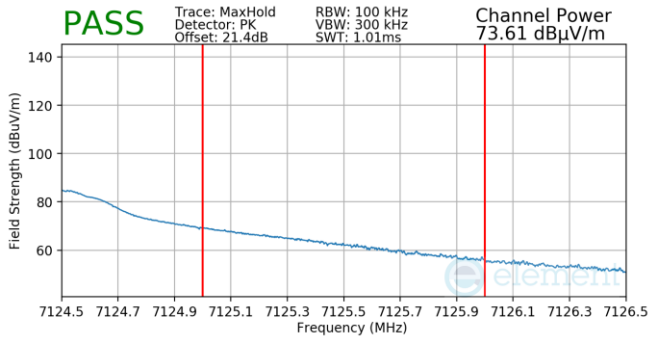
**Plot 7-691. Antenna 4a Radiated Upper Band Edge (Peak – UNII Band 8)**



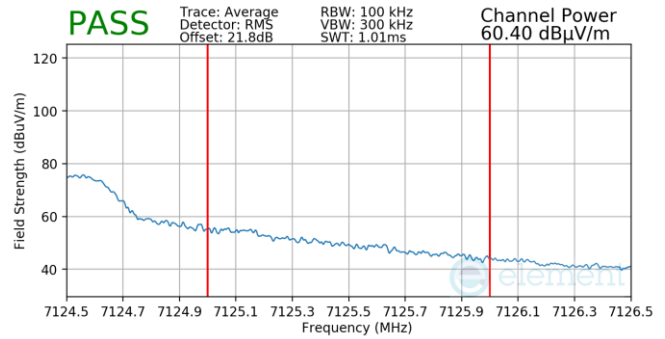
**Plot 7-692. Antenna 4a Radiated Upper Band Edge (Average – UNII Band 8)**

FCC ID: BCGA2435 IC: 579C-A2435		MEASUREMENT REPORT (CERTIFICATION)	Approved by: Technical Manager
Test Report S/N: 1C2205090025-21-R3.BCG	Test Dates: 05/27/2022 - 9/12/2022	EUT Type: Tablet Device	Page 249 of 282

Worst Case Mode: 802.11ax  
 Worst Case Transfer Rate: MCS11  
 Distance of Measurements: 3 Meters  
 Operating Frequency: 7115MHz  
 Channel: 233



**Plot 7-693. Antenna 4a Radiated Upper Band Edge (Peak – UNII Band 8)**



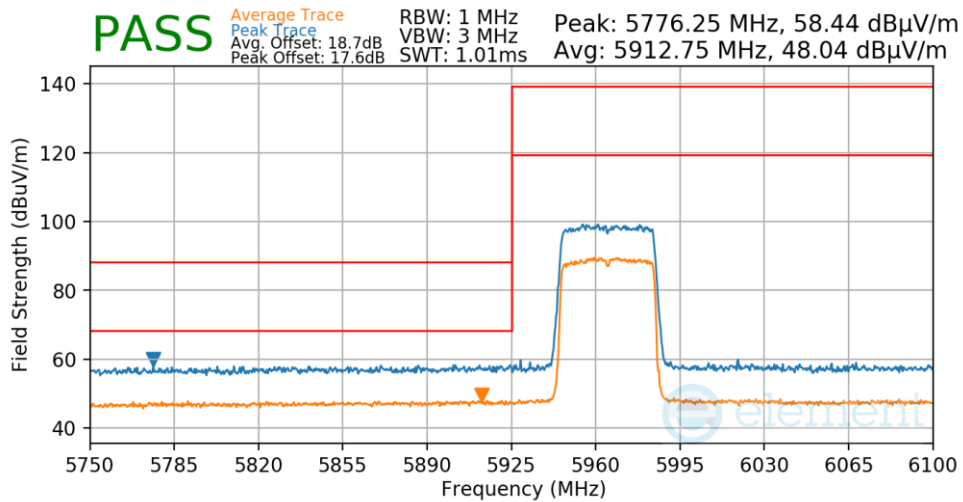
**Plot 7-694. Antenna 4a Radiated Upper Band Edge (Average – UNII Band 8)**

FCC ID: BCGA2435 IC: 579C-A2435	 <b>MEASUREMENT REPORT (CERTIFICATION)</b>	<b>Approved by:</b> Technical Manager
<b>Test Report S/N:</b> 1C2205090025-21-R3.BCG	<b>Test Dates:</b> 05/27/2022 - 9/12/2022	<b>EUT Type:</b> Tablet Device
		Page 250 of 282



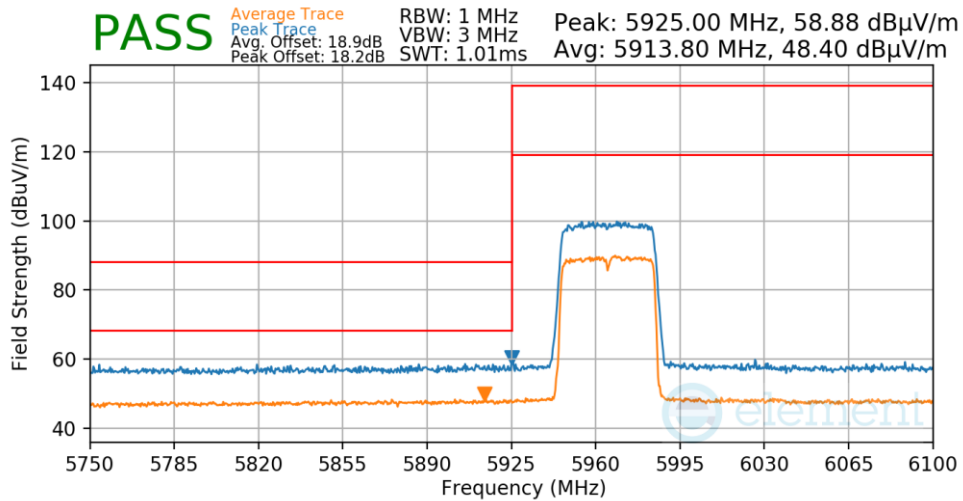
### 7.7.9 Antenna 4a Radiated Band Edge Measurements (40MHz BW) \$15.407(b.1)(b.2) \$15.205 \$15.209; RSS-Gen [8.9]

Worst Case Mode: 802.11ax  
 Worst Case Transfer Rate: MCS2  
 Distance of Measurements: 3 Meters  
 Operating Frequency: 5965MHz  
 Channel: 3



**Plot 7-695. Antenna 4a Radiated Lower Band Edge (Peak & Average – UNII Band 5)**

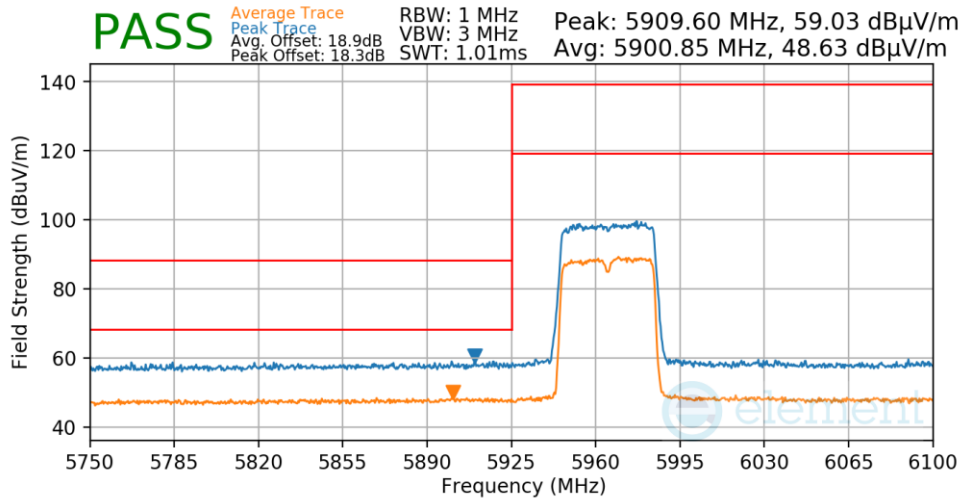
Worst Case Mode: 802.11ax  
 Worst Case Transfer Rate: MCS4  
 Distance of Measurements: 3 Meters  
 Operating Frequency: 5965MHz  
 Channel: 3



**Plot 7-696. Antenna 4a Radiated Lower Band Edge (Peak & Average – UNII Band 5)**

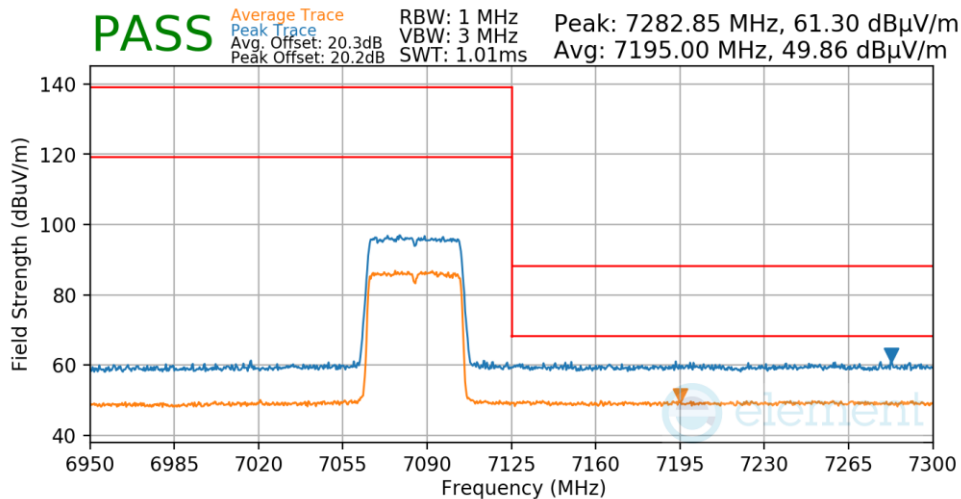
FCC ID: BCGA2435 IC: 579C-A2435		<b>MEASUREMENT REPORT (CERTIFICATION)</b>	Approved by: Technical Manager
Test Report S/N: 1C2205090025-21-R3.BCG	Test Dates: 05/27/2022 - 9/12/2022	EUT Type: Tablet Device	Page 251 of 282

Worst Case Mode: 802.11ax  
 Worst Case Transfer Rate: MCS11  
 Distance of Measurements: 3 Meters  
 Operating Frequency: 5965MHz  
 Channel: 3



**Plot 7-697. Antenna 4a Radiated Lower Band Edge (Peak & Average – UNII Band 5)**

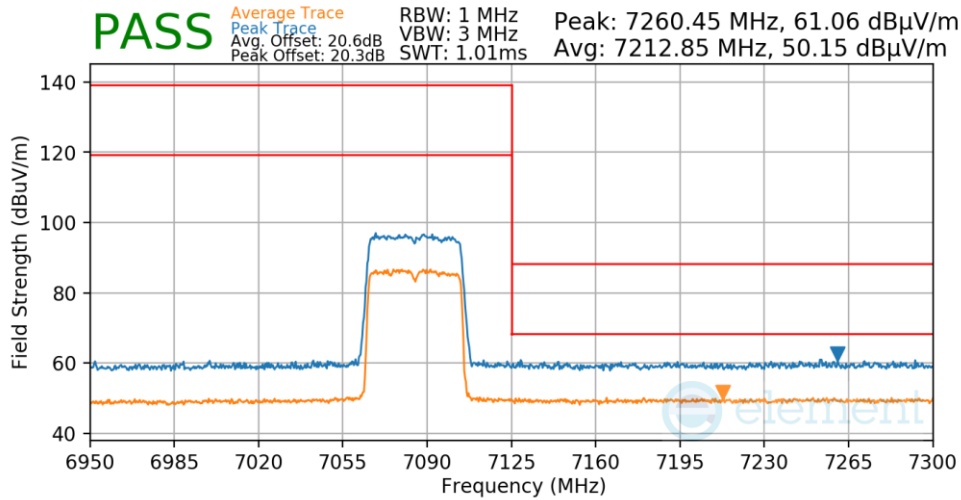
Worst Case Mode: 802.11ax  
 Worst Case Transfer Rate: MCS2  
 Distance of Measurements: 3 Meters  
 Operating Frequency: 7085MHz  
 Channel: 227



**Plot 7-698. Antenna 4a Radiated Upper Band Edge (Peak & Average – UNII Band 8)**

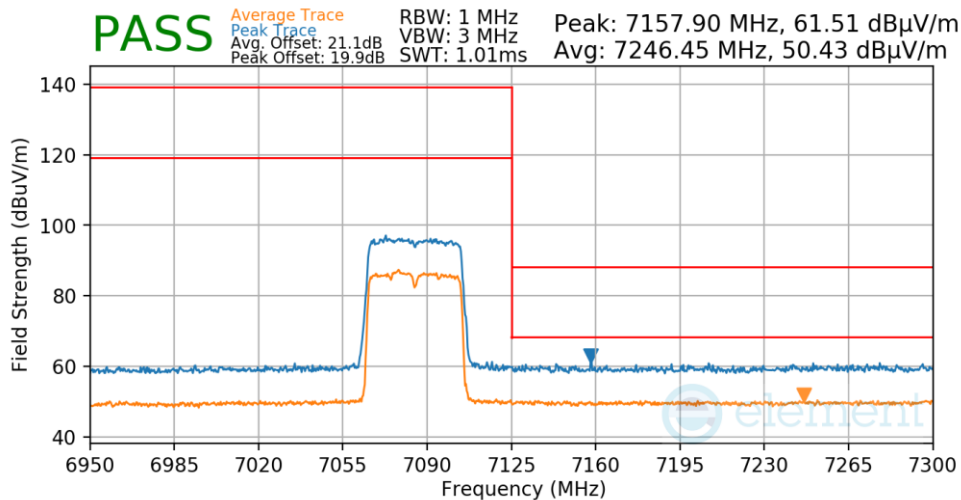
FCC ID: BCGA2435 IC: 579C-A2435		<b>MEASUREMENT REPORT (CERTIFICATION)</b>	Approved by: Technical Manager
Test Report S/N: 1C2205090025-21-R3.BCG	Test Dates: 05/27/2022 - 9/12/2022	EUT Type: Tablet Device	Page 252 of 282

Worst Case Mode: 802.11ax  
 Worst Case Transfer Rate: MCS4  
 Distance of Measurements: 3 Meters  
 Operating Frequency: 7085MHz  
 Channel: 227



**Plot 7-699. Antenna 4a Radiated Upper Band Edge (Peak & Average – UNII Band 8)**

Worst Case Mode: 802.11ax  
 Worst Case Transfer Rate: MCS11  
 Distance of Measurements: 3 Meters  
 Operating Frequency: 7085MHz  
 Channel: 227

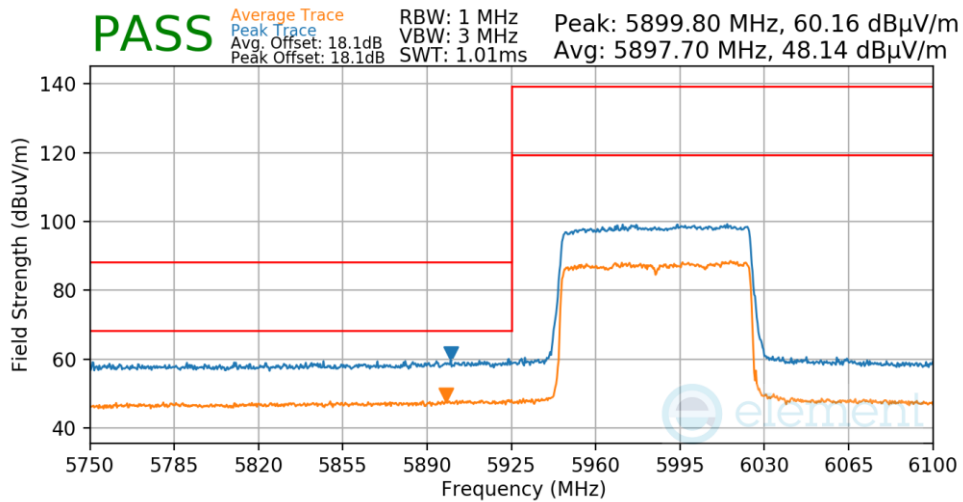


**Plot 7-700. Antenna 4a Radiated Upper Band Edge (Peak & Average – UNII Band 8)**

FCC ID: BCGA2435 IC: 579C-A2435		<b>MEASUREMENT REPORT (CERTIFICATION)</b>	Approved by: Technical Manager
Test Report S/N: 1C2205090025-21-R3.BCG	Test Dates: 05/27/2022 - 9/12/2022	EUT Type: Tablet Device	Page 253 of 282

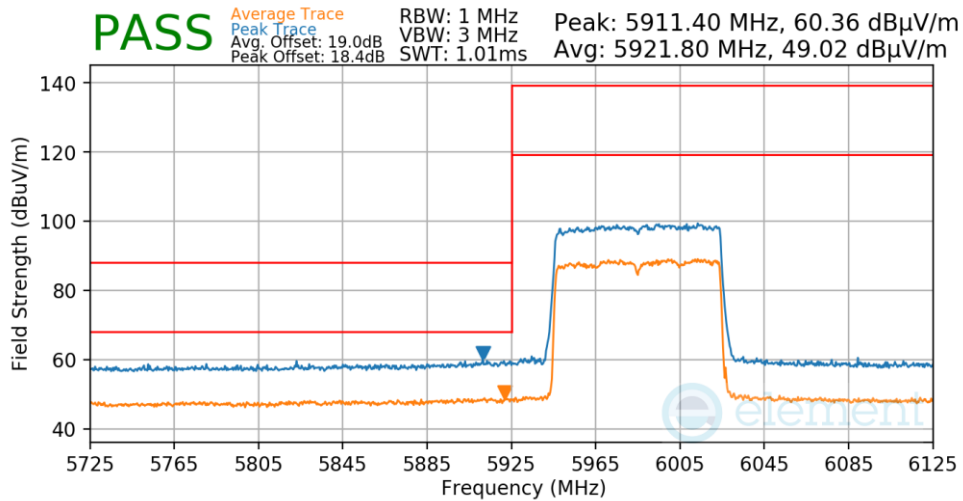
### 7.7.10 Antenna 4a Radiated Band Edge Measurements (80MHz BW) \$15.407(b.1)(b.2) \$15.205 \$15.209; RSS-Gen [8.9]

Worst Case Mode: 802.11ax  
 Worst Case Transfer Rate: MCS2  
 Distance of Measurements: 3 Meters  
 Operating Frequency: 5985MHz  
 Channel: 7



**Plot 7-701. Antenna 4a Radiated Lower Band Edge (Peak & Average – UNII Band 5)**

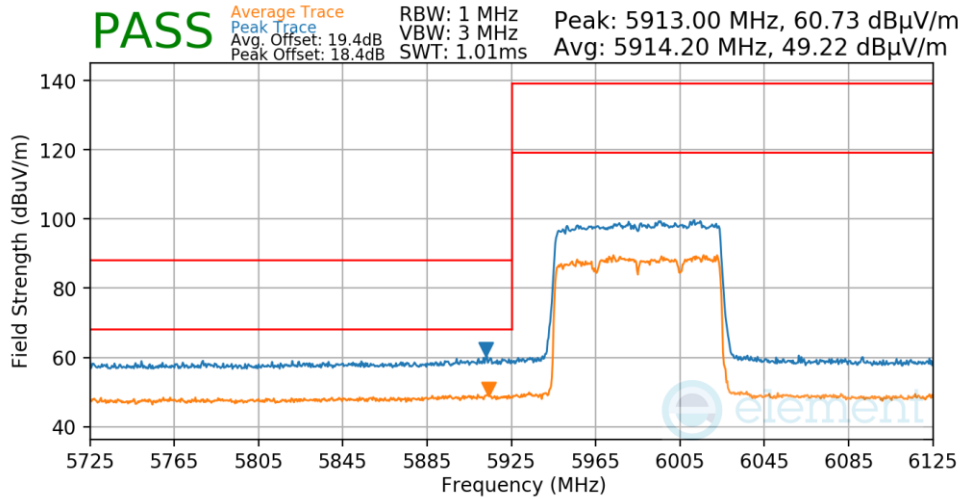
Worst Case Mode: 802.11ax  
 Worst Case Transfer Rate: MCS4  
 Distance of Measurements: 3 Meters  
 Operating Frequency: 5985MHz  
 Channel: 7



**Plot 7-702. Antenna 4a Radiated Lower Band Edge (Peak & Average – UNII Band 5)**

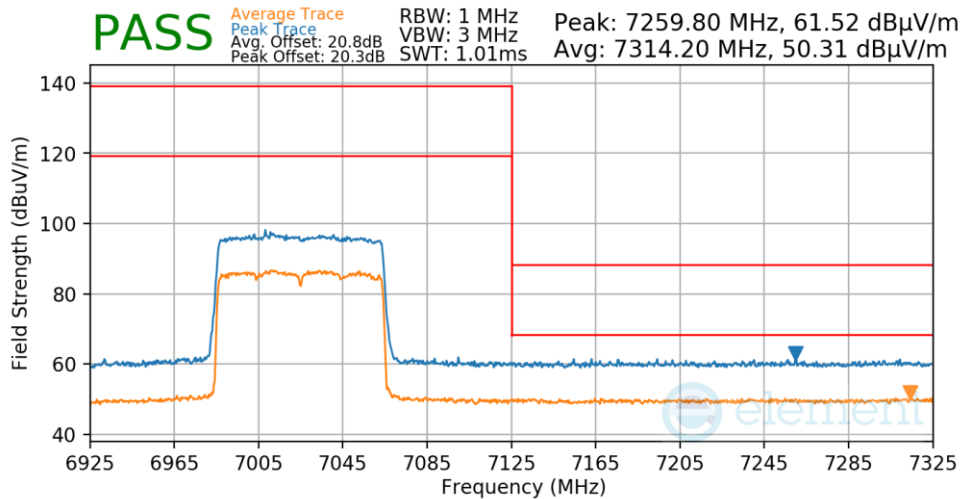
FCC ID: BCGA2435 IC: 579C-A2435		MEASUREMENT REPORT (CERTIFICATION)	Approved by: Technical Manager
Test Report S/N: 1C2205090025-21-R3.BCG	Test Dates: 05/27/2022 - 9/12/2022	EUT Type: Tablet Device	Page 254 of 282

Worst Case Mode: 802.11ax  
 Worst Case Transfer Rate: MCS11  
 Distance of Measurements: 3 Meters  
 Operating Frequency: 5985MHz  
 Channel: 7



**Plot 7-703. Antenna 4a Radiated Lower Band Edge (Peak & Average – UNII Band 5)**

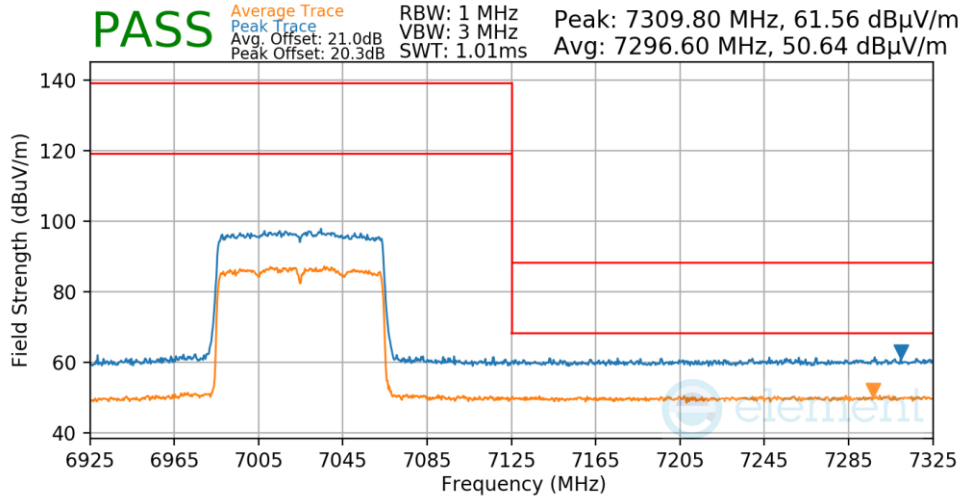
Worst Case Mode: 802.11ax  
 Worst Case Transfer Rate: MCS2  
 Distance of Measurements: 3 Meters  
 Operating Frequency: 7025MHz  
 Channel: 215



**Plot 7-704. Antenna 4a Radiated Upper Band Edge (Peak & Average – UNII Band 8)**

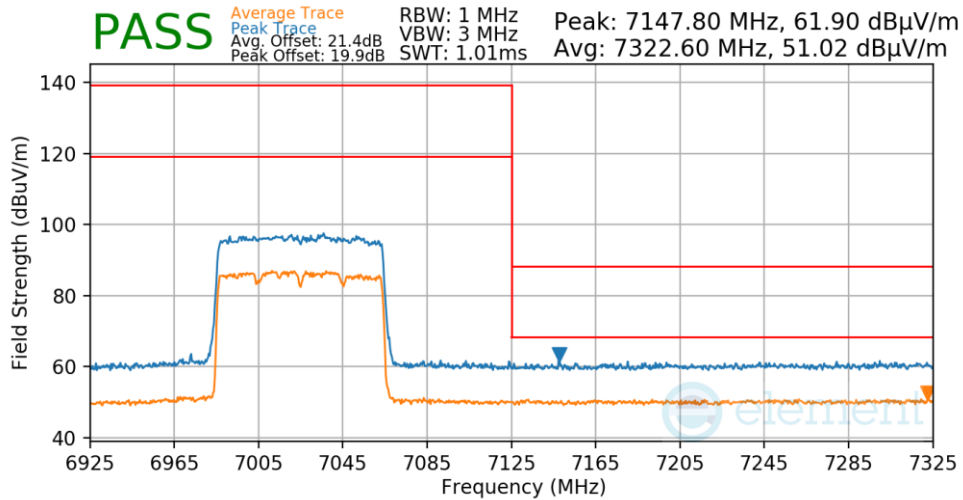
FCC ID: BCGA2435 IC: 579C-A2435		<b>MEASUREMENT REPORT (CERTIFICATION)</b>	<b>Approved by:</b> Technical Manager
<b>Test Report S/N:</b> 1C2205090025-21-R3.BCG	<b>Test Dates:</b> 05/27/2022 - 9/12/2022	<b>EUT Type:</b> Tablet Device	Page 255 of 282

Worst Case Mode: 802.11ax  
 Worst Case Transfer Rate: MCS4  
 Distance of Measurements: 3 Meters  
 Operating Frequency: 7025MHz  
 Channel: 215



**Plot 7-705. Antenna 4a Radiated Upper Band Edge (Peak & Average – UNII Band 8)**

Worst Case Mode: 802.11ax  
 Worst Case Transfer Rate: MCS11  
 Distance of Measurements: 3 Meters  
 Operating Frequency: 7025MHz  
 Channel: 215

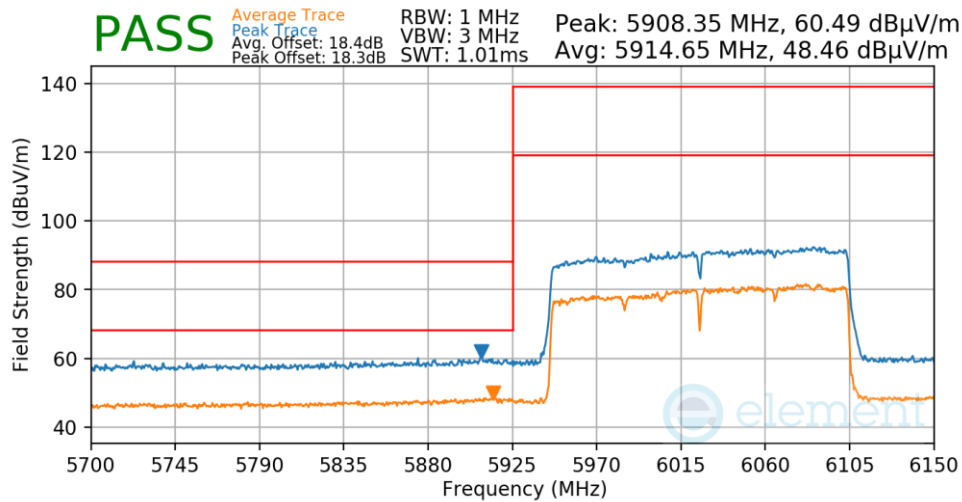


**Plot 7-706. Antenna 4a Radiated Upper Band Edge (Peak & Average – UNII Band 8)**

FCC ID: BCGA2435 IC: 579C-A2435		MEASUREMENT REPORT (CERTIFICATION)	Approved by: Technical Manager
Test Report S/N: 1C2205090025-21-R3.BCG	Test Dates: 05/27/2022 - 9/12/2022	EUT Type: Tablet Device	Page 256 of 282

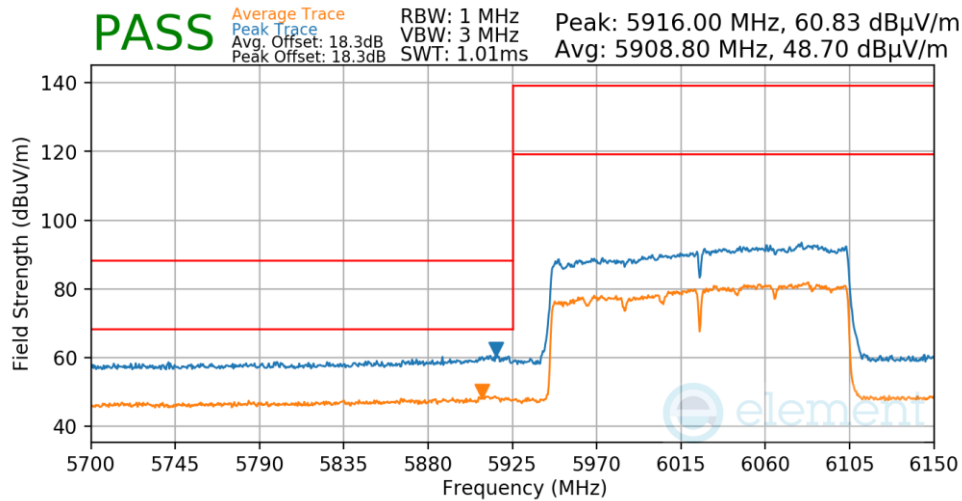
### 7.7.11 Antenna 4a Radiated Band Edge Measurements (160MHz BW) \$15.407(b.1)(b.2) \$15.205 \$15.209; RSS-Gen [8.9]

Worst Case Mode:	802.11ax
Worst Case Transfer Rate:	MCS2
Distance of Measurements:	3 Meters
Operating Frequency:	6025MHz
Channel:	15



**Plot 7-707. Antenna 4a Radiated Lower Band Edge (Peak & Average – UNII Band 5)**

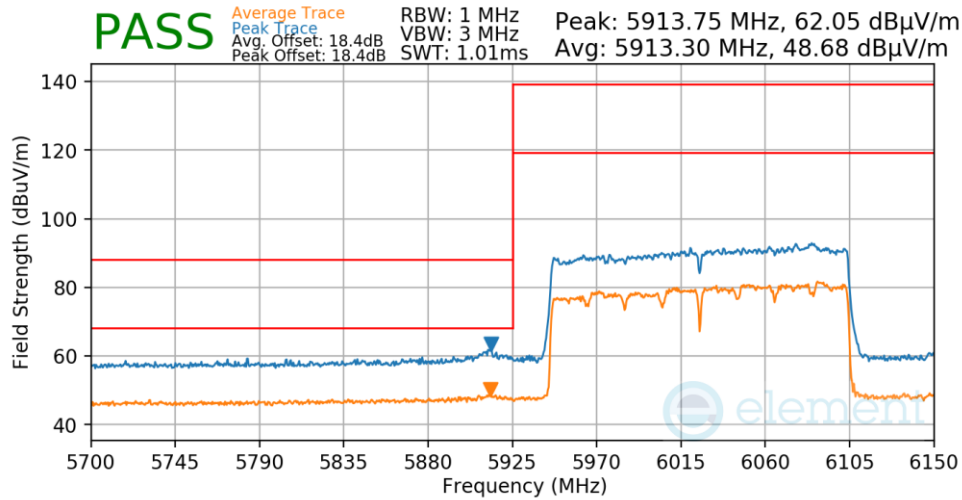
Worst Case Mode:	802.11ax
Worst Case Transfer Rate:	MCS4
Distance of Measurements:	3 Meters
Operating Frequency:	6025MHz
Channel:	15



**Plot 7-708. Antenna 4a Radiated Lower Band Edge (Peak & Average – UNII Band 5)**

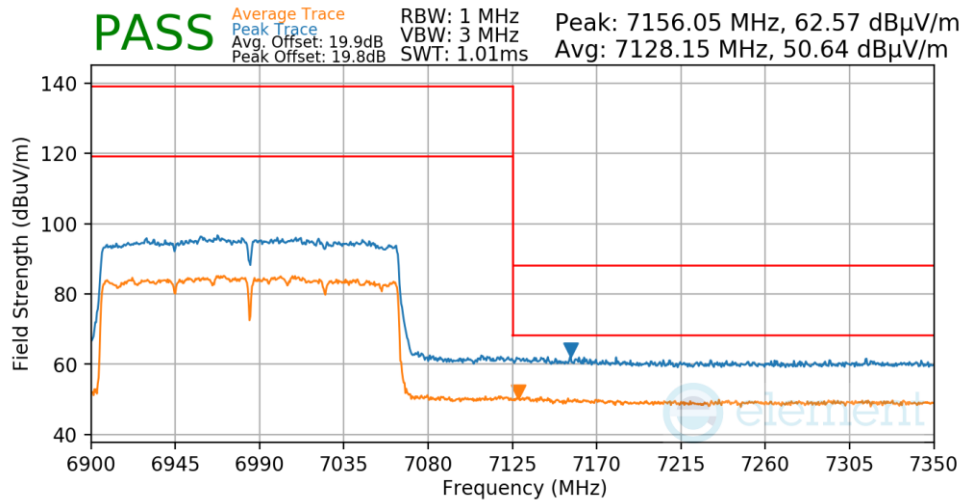
FCC ID: BCGA2435 IC: 579C-A2435		MEASUREMENT REPORT (CERTIFICATION)	Approved by: Technical Manager
Test Report S/N: 1C2205090025-21-R3.BCG	Test Dates: 05/27/2022 - 9/12/2022	EUT Type: Tablet Device	Page 257 of 282

Worst Case Mode: 802.11ax  
 Worst Case Transfer Rate: MCS11  
 Distance of Measurements: 3 Meters  
 Operating Frequency: 6025MHz  
 Channel: 15



**Plot 7-709. Antenna 4a Radiated Lower Band Edge (Peak & Average – UNII Band 5)**

Worst Case Mode: 802.11ax  
 Worst Case Transfer Rate: MCS2  
 Distance of Measurements: 3 Meters  
 Operating Frequency: 6985MHz  
 Channel: 207

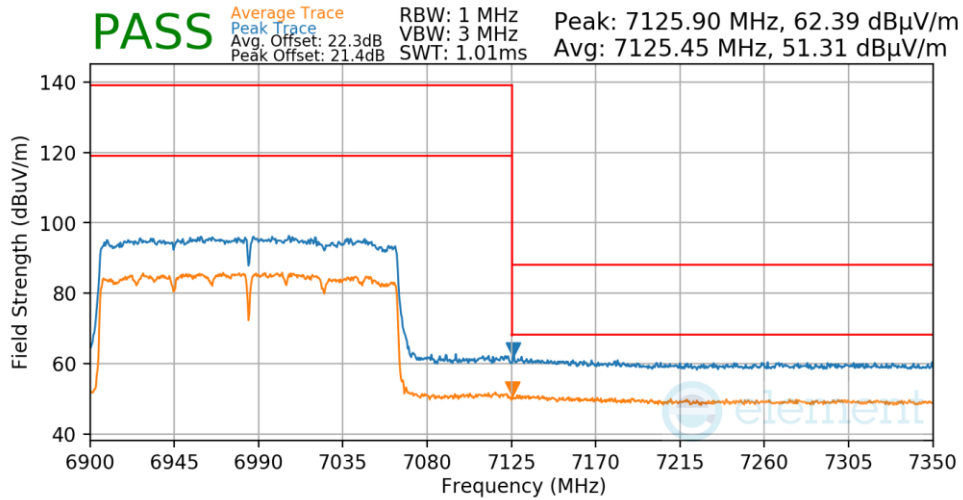


**Plot 7-710. Antenna 4a Radiated Upper Band Edge (Peak & Average – UNII Band 8)**

FCC ID: BCGA2435 IC: 579C-A2435		MEASUREMENT REPORT (CERTIFICATION)	Approved by: Technical Manager
Test Report S/N: 1C2205090025-21-R3.BCG	Test Dates: 05/27/2022 - 9/12/2022	EUT Type: Tablet Device	Page 258 of 282

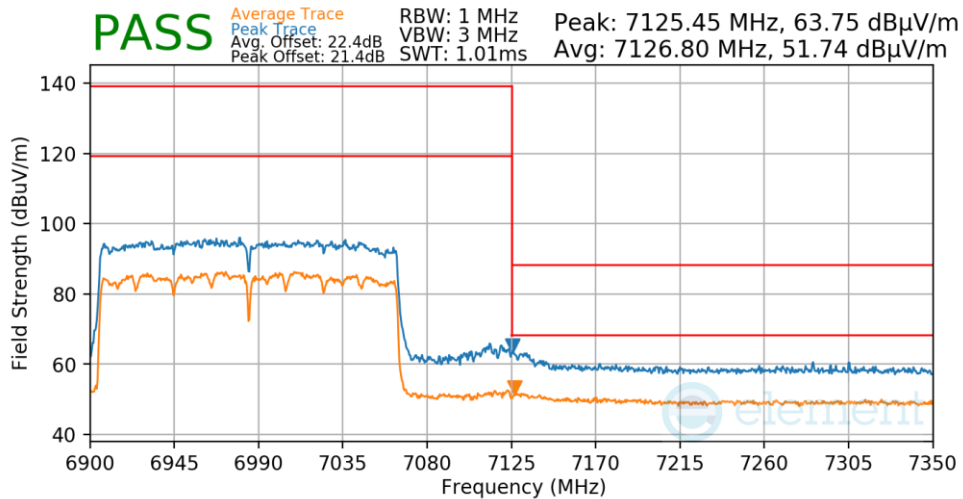


Worst Case Mode: 802.11ax  
 Worst Case Transfer Rate: MCS4  
 Distance of Measurements: 3 Meters  
 Operating Frequency: 6985MHz  
 Channel: 207



**Plot 7-711. Antenna 4a Radiated Upper Band Edge (Peak & Average – UNII Band 8)**

Worst Case Mode: 802.11ax  
 Worst Case Transfer Rate: MCS11  
 Distance of Measurements: 3 Meters  
 Operating Frequency: 6985MHz  
 Channel: 207

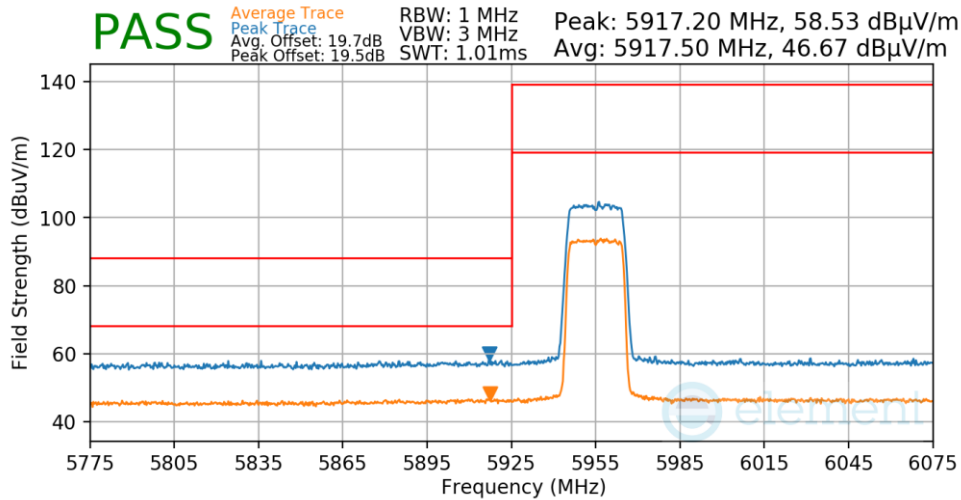


**Plot 7-712. Antenna 4a Radiated Upper Band Edge (Peak & Average – UNII Band 8)**

FCC ID: BCGA2435 IC: 579C-A2435		MEASUREMENT REPORT (CERTIFICATION)	Approved by: Technical Manager
Test Report S/N: 1C2205090025-21-R3.BCG	Test Dates: 05/27/2022 - 9/12/2022	EUT Type: Tablet Device	Page 259 of 282

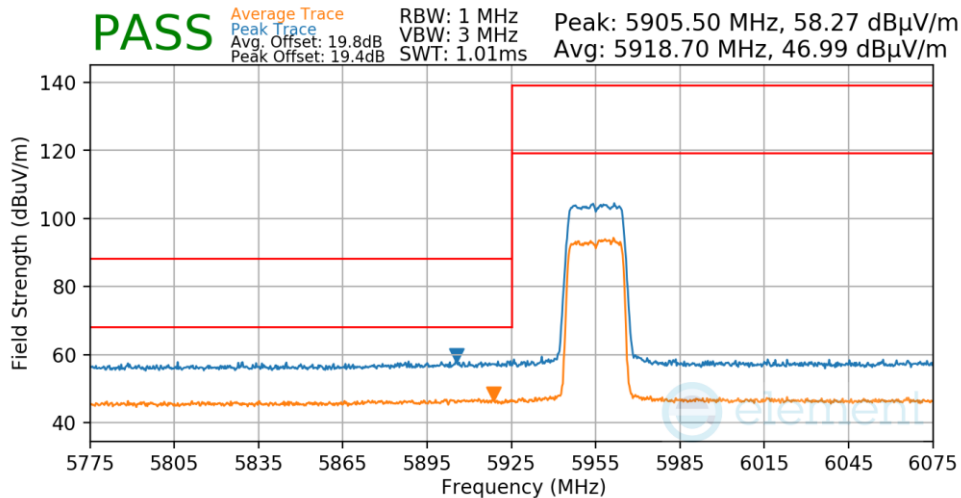
### 7.7.12 SDM Radiated Band Edge Measurements (20MHz BW) §15.407(b.1)(b.2) §15.205 §15.209; RSS-Gen [8.9]; RSS-Gen [8.9]

Worst Case Mode: 802.11ax  
 Worst Case Transfer Rate: MCS2  
 Distance of Measurements: 3 Meters  
 Operating Frequency: 5955MHz  
 Channel: 1



**Plot 7-713. SDM Radiated Lower Band Edge (Peak/Average – UNII Band 5)**

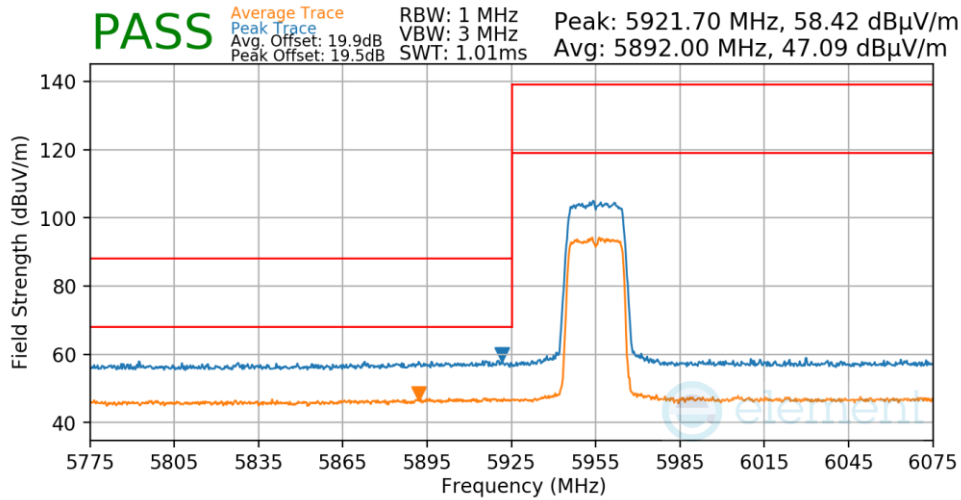
Worst Case Mode: 802.11ax  
 Worst Case Transfer Rate: MCS4  
 Distance of Measurements: 3 Meters  
 Operating Frequency: 5955MHz  
 Channel: 1



**Plot 7-714. SDM Radiated Lower Band Edge (Peak/Average – UNII Band 5)**

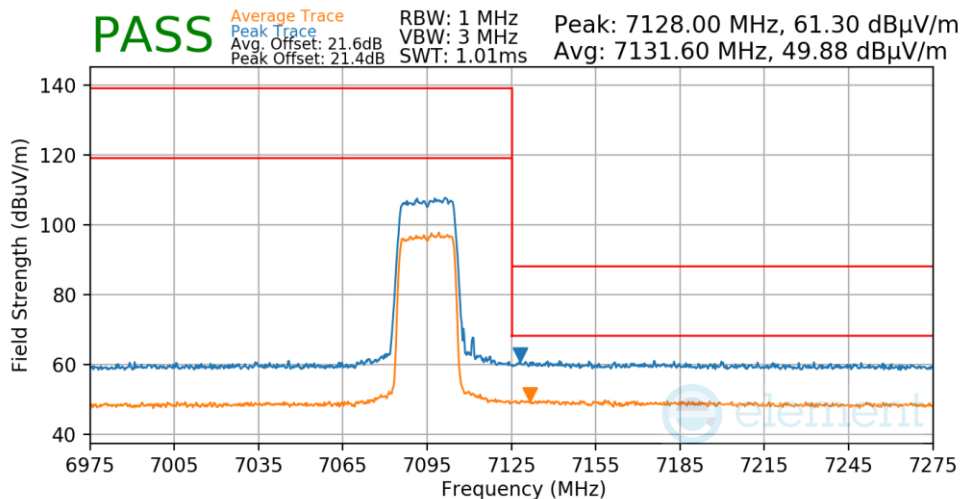
FCC ID: BCGA2435 IC: 579C-A2435		MEASUREMENT REPORT (CERTIFICATION)	Approved by: Technical Manager
Test Report S/N: 1C2205090025-21-R3.BCG	Test Dates: 05/27/2022 - 9/12/2022	EUT Type: Tablet Device	Page 260 of 282

Worst Case Mode: 802.11ax  
 Worst Case Transfer Rate: MCS11  
 Distance of Measurements: 3 Meters  
 Operating Frequency: 5955MHz  
 Channel: 1



**Plot 7-715. SDM Radiated Lower Band Edge (Peak/Average – UNII Band 5)**

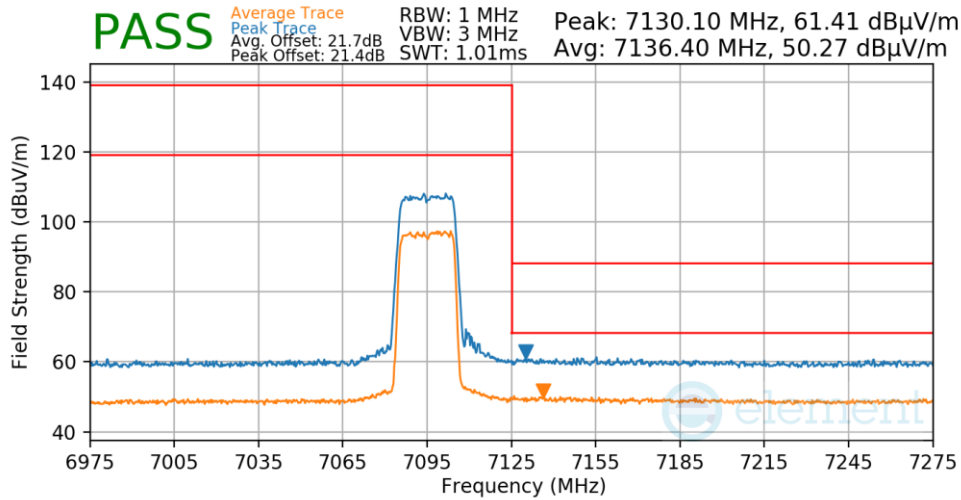
Worst Case Mode: 802.11ax  
 Worst Case Transfer Rate: MCS2  
 Distance of Measurements: 3 Meters  
 Operating Frequency: 7095MHz  
 Channel: 229



**Plot 7-716. SDM Radiated Upper Band Edge (Peak/Average – UNII Band 8)**

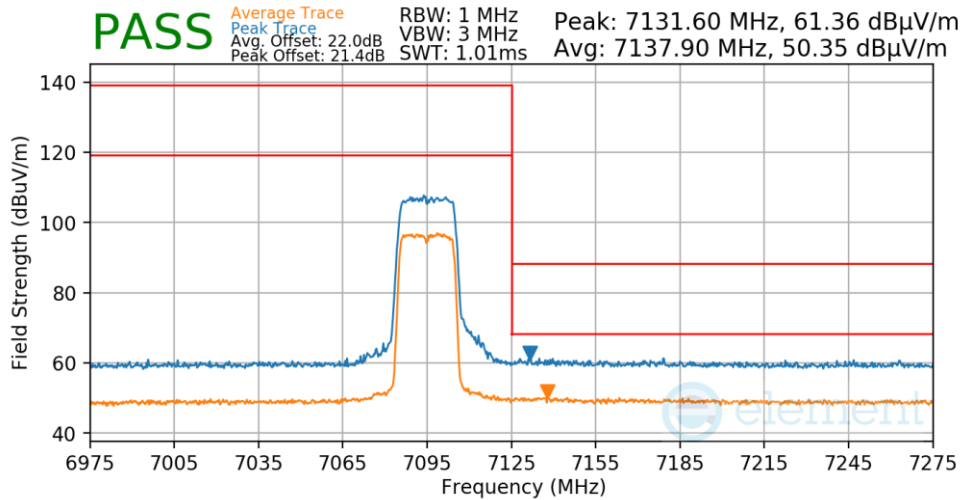
FCC ID: BCGA2435 IC: 579C-A2435		MEASUREMENT REPORT (CERTIFICATION)	Approved by: Technical Manager
Test Report S/N: 1C2205090025-21-R3.BCG	Test Dates: 05/27/2022 - 9/12/2022	EUT Type: Tablet Device	Page 261 of 282

Worst Case Mode: 802.11ax  
 Worst Case Transfer Rate: MCS4  
 Distance of Measurements: 3 Meters  
 Operating Frequency: 7095MHz  
 Channel: 229



**Plot 7-717. SDM Radiated Upper Band Edge (Peak/Average – UNII Band 8)**

Worst Case Mode: 802.11ax  
 Worst Case Transfer Rate: MCS11  
 Distance of Measurements: 3 Meters  
 Operating Frequency: 7095MHz  
 Channel: 229



**Plot 7-718. SDM Radiated Upper Band Edge (Peak/Average – UNII Band 8)**

FCC ID: BCGA2435 IC: 579C-A2435		MEASUREMENT REPORT (CERTIFICATION)	Approved by: Technical Manager
Test Report S/N: 1C2205090025-21-R3.BCG	Test Dates: 05/27/2022 - 9/12/2022	EUT Type: Tablet Device	Page 262 of 282