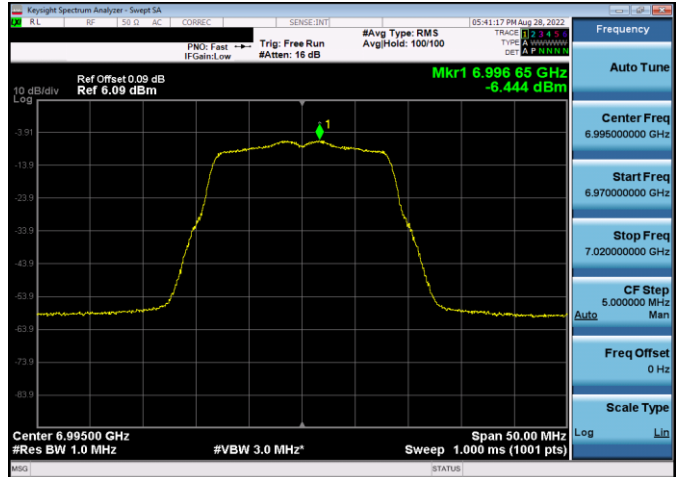
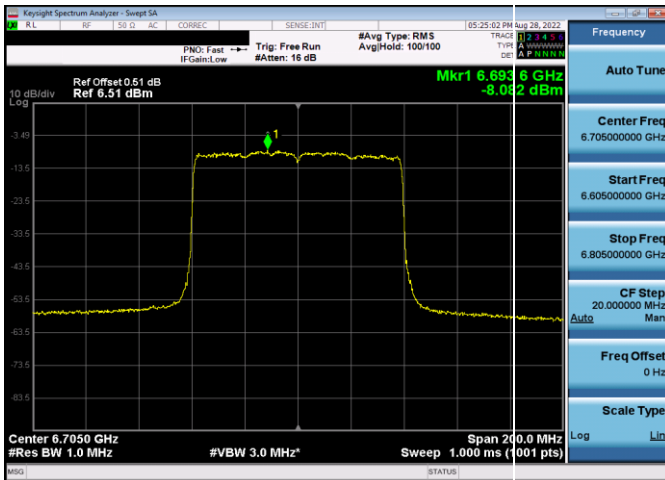


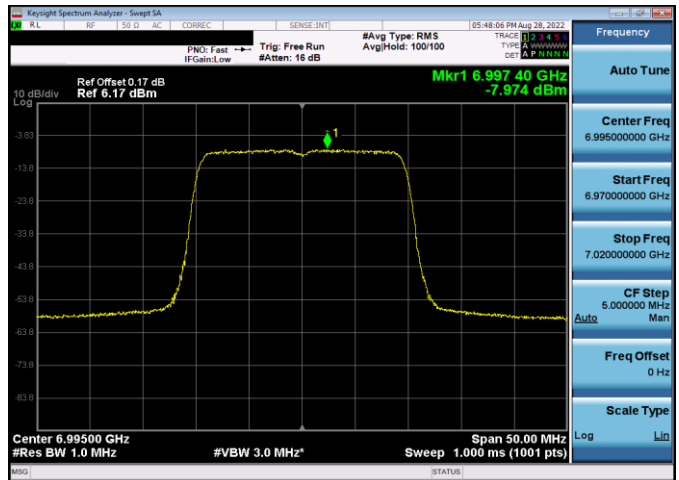
Plot 7-193. Power Spectral Density Plot Antenna 4a (40MHz 802.11ax (UNII Band 7) – Ch. 155, MCS2)



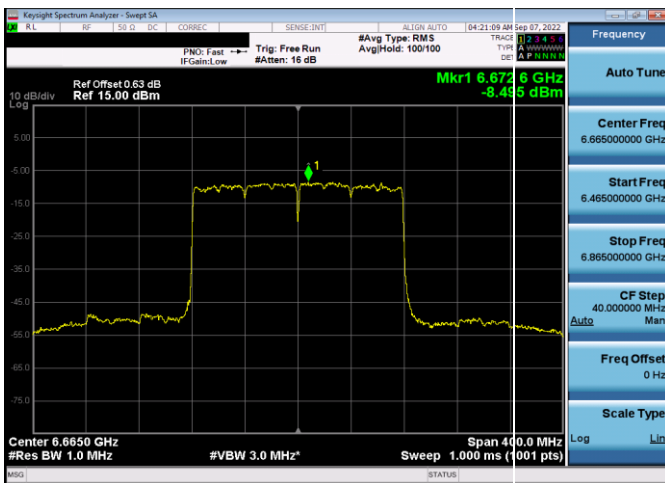
Plot 7-196. Power Spectral Density Plot Antenna 4a (20MHz 802.11a (UNII Band 8) – Ch. 209, 12Mbps)



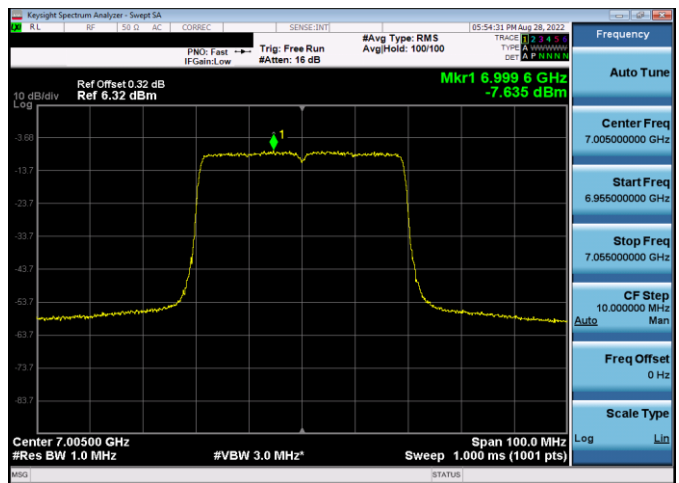
Plot 7-194. Power Spectral Density Plot Antenna 4a (80MHz 802.11ax (UNII Band 7) – Ch. 151, MCS2)



Plot 7-197. Power Spectral Density Plot Antenna 4a (20MHz 802.11ax (UNII Band 8) – Ch. 209, MCS2)

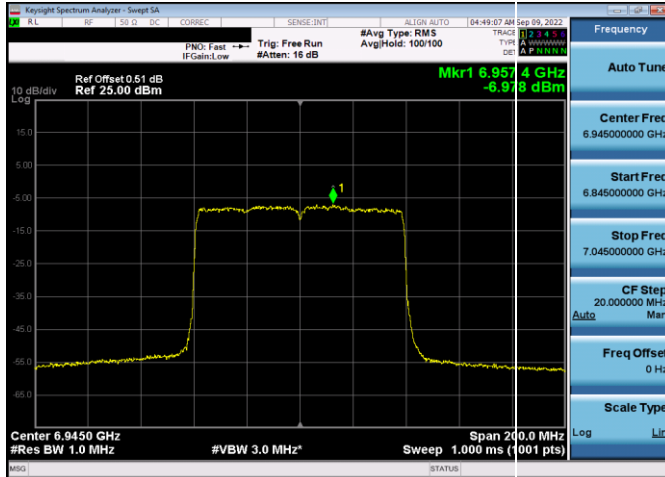


Plot 7-195. Power Spectral Density Plot Antenna 4a (160MHz 802.11ax (UNII Band 7) – Ch. 143, MCS2)

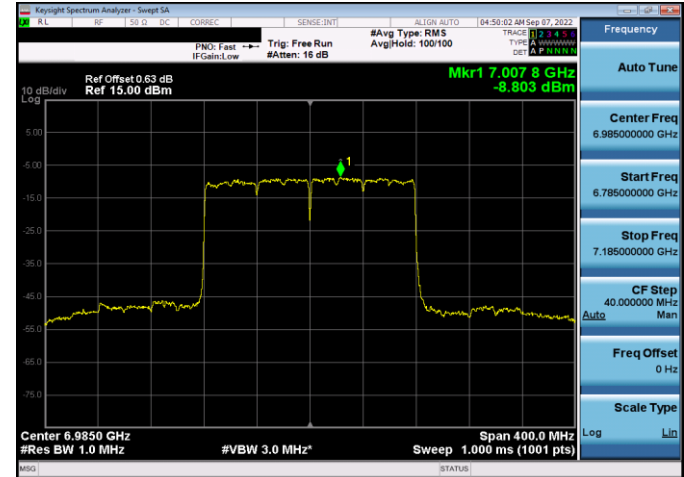


Plot 7-198. Power Spectral Density Plot Antenna 4a (40MHz 802.11ax (UNII Band 8) – Ch. 211, MCS2)

FCC ID: BCGA2435 IC: 579C-A2435		MEASUREMENT REPORT (CERTIFICATION)	Approved by: Technical Manager
Test Report S/N: 1C2205090025-21-R3.BCG	Test Dates: 05/27/2022 - 9/12/2022	EUT Type: Tablet Device	Page 86 of 282



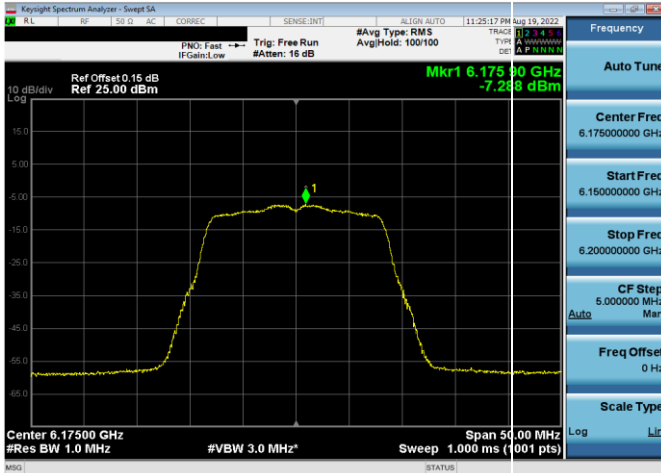
Plot 7-199. Power Spectral Density Plot Antenna 4a (80MHz 802.11ax (UNII Band 8) – Ch. 199, MCS2)



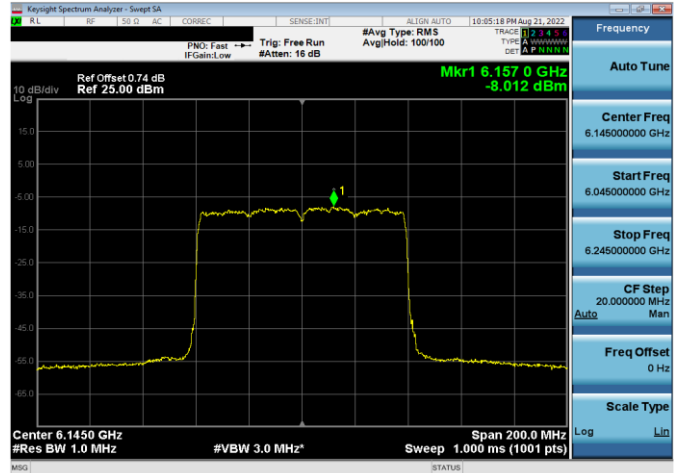
Plot 7-200. Power Spectral Density Plot Antenna 4a (160MHz 802.11ax (UNII Band 8) – Ch. 207, MCS2)

FCC ID: BCGA2435 IC: 579C-A2435		MEASUREMENT REPORT (CERTIFICATION)	Approved by: Technical Manager
Test Report S/N: 1C2205090025-21-R3.BCG	Test Dates: 05/27/2022 - 9/12/2022	EUT Type: Tablet Device	Page 87 of 282

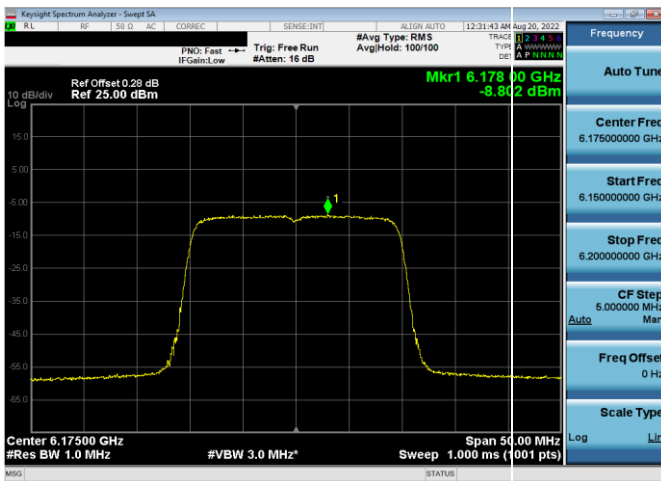
Mid Data Rate



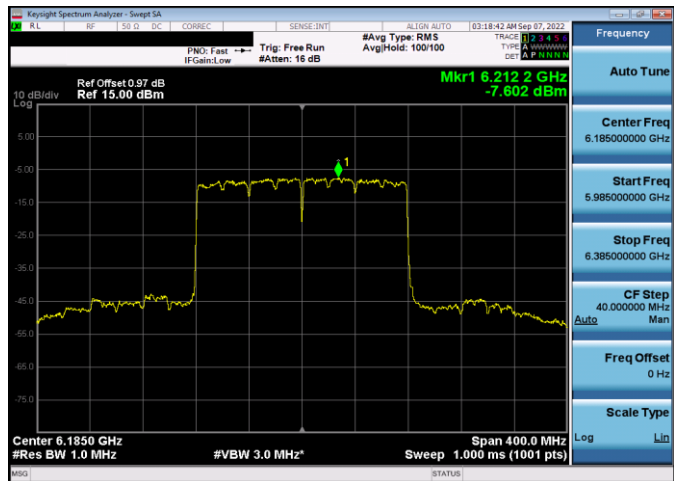
Plot 7-201. Power Spectral Density Plot Antenna 4a (20MHz 802.11a (UNII Band 5) – Ch. 45, 24Mbps)



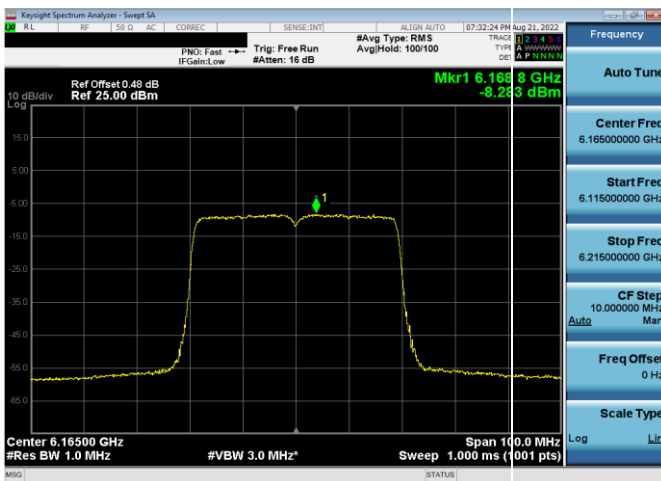
Plot 7-204. Power Spectral Density Plot Antenna 4a (80MHz 802.11ax (UNII Band 5) – Ch. 39, MCS4)



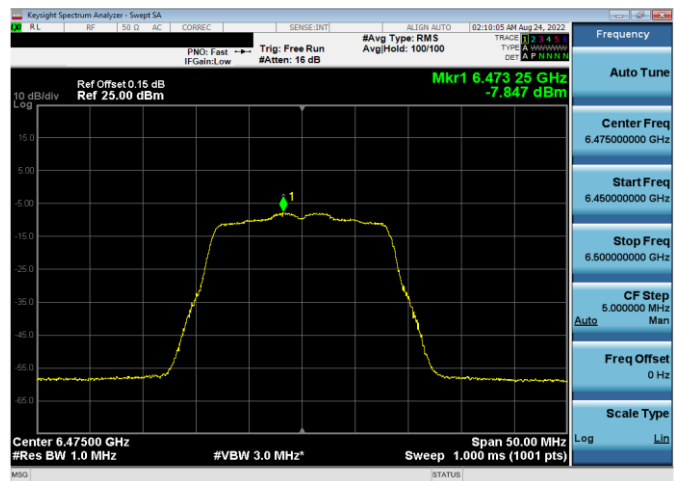
Plot 7-202. Power Spectral Density Plot Antenna 4a (20MHz 802.11ax (UNII Band 5) – Ch. 45, MCS4)



Plot 7-205. Power Spectral Density Plot Antenna 4a (160MHz 802.11ax (UNII Band 5) – Ch. 47, MCS4)

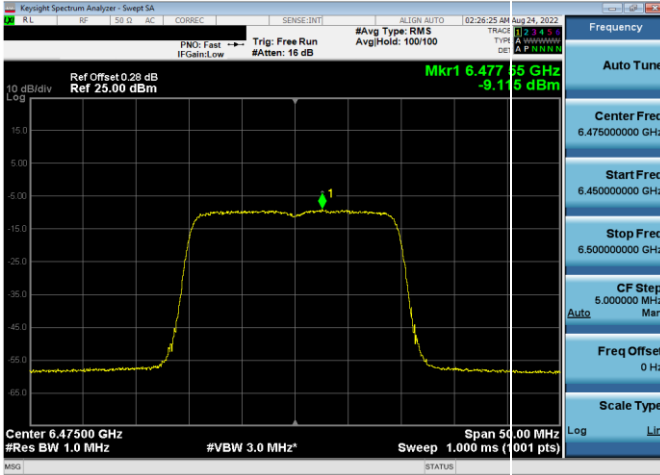


Plot 7-203. Power Spectral Density Plot Antenna 4a (40MHz 802.11ax (UNII Band 5) – Ch. 43, MCS4)

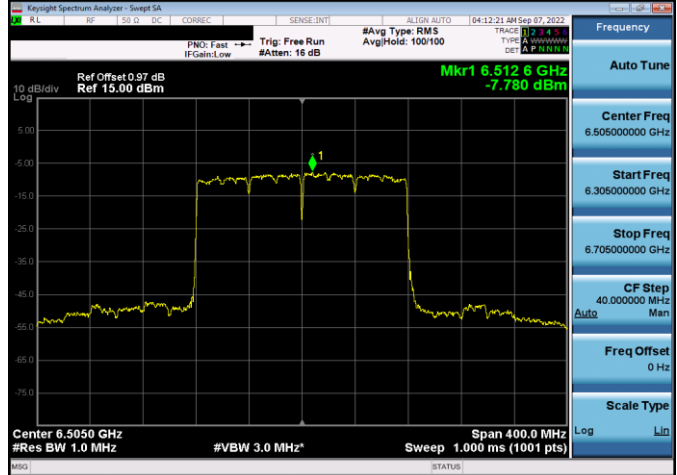


Plot 7-206. Power Spectral Density Plot Antenna 4a (20MHz 802.11a (UNII Band 6) – Ch. 105, 24Mbps)

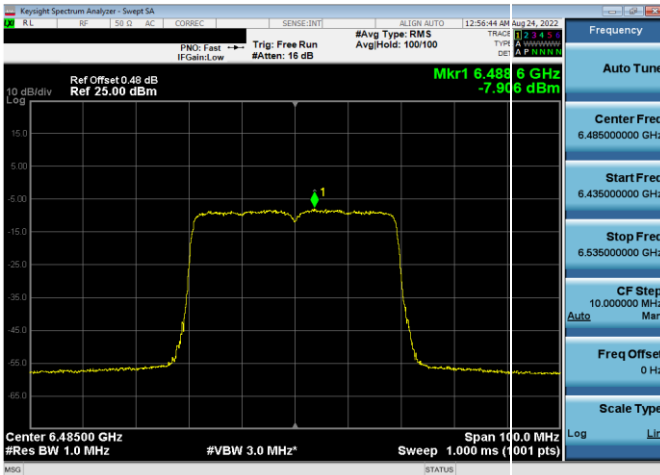
FCC ID: BCGA2435 IC: 579C-A2435		MEASUREMENT REPORT (CERTIFICATION)	Approved by: Technical Manager
Test Report S/N: 1C2205090025-21-R3.BCG	Test Dates: 05/27/2022 - 9/12/2022	EUT Type: Tablet Device	Page 88 of 282



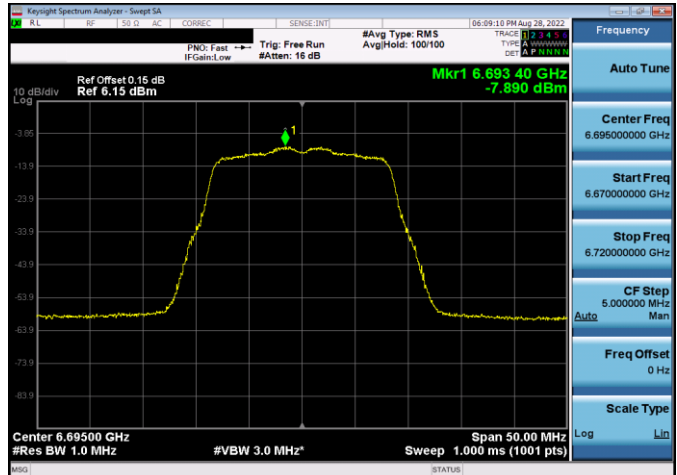
Plot 7-207. Power Spectral Density Plot Antenna 4a (20MHz 802.11ax (UNII Band 6) – Ch. 105, MCS4)



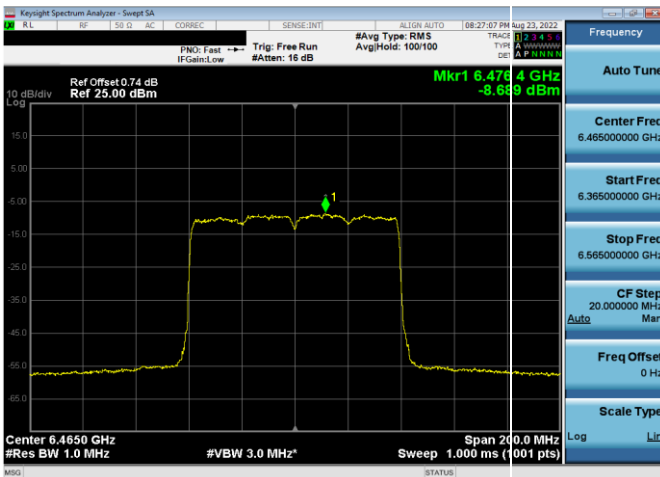
Plot 7-210. Power Spectral Density Plot Antenna 4a (160MHz 802.11ax (UNII Band 6) – Ch. 111, MCS4)



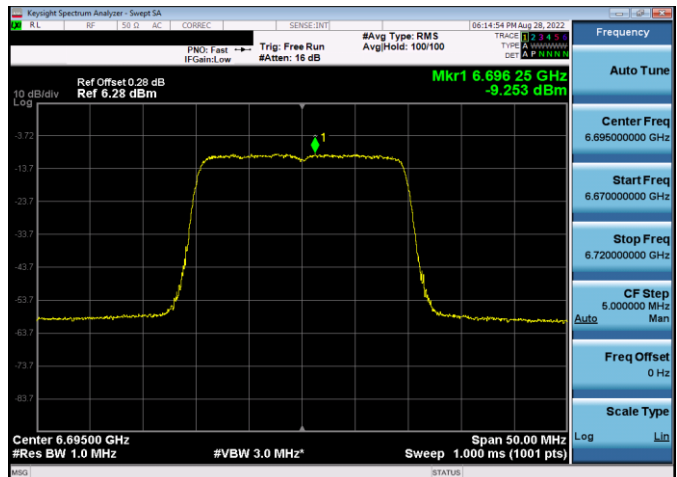
Plot 7-208. Power Spectral Density Plot Antenna 4a (40MHz 802.11ax (UNII Band 6) – Ch. 107, MCS4)



Plot 7-211. Power Spectral Density Plot Antenna 4a (20MHz 802.11a (UNII Band 7) – Ch. 149, 24Mbps)

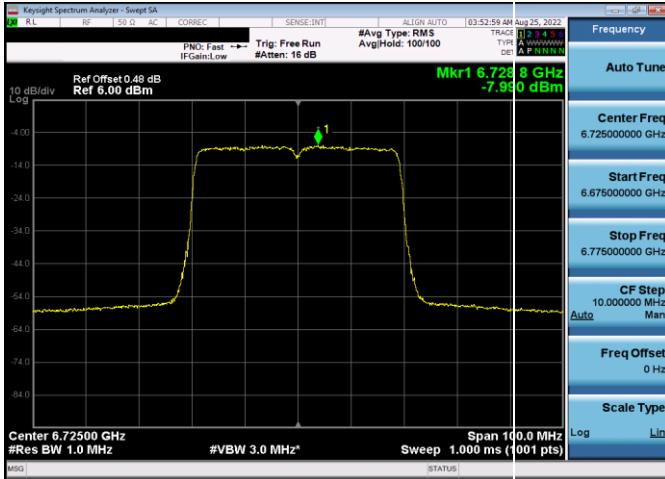


Plot 7-209. Power Spectral Density Plot Antenna 4a (80MHz 802.11ax (UNII Band 6) – Ch. 103, MCS4)

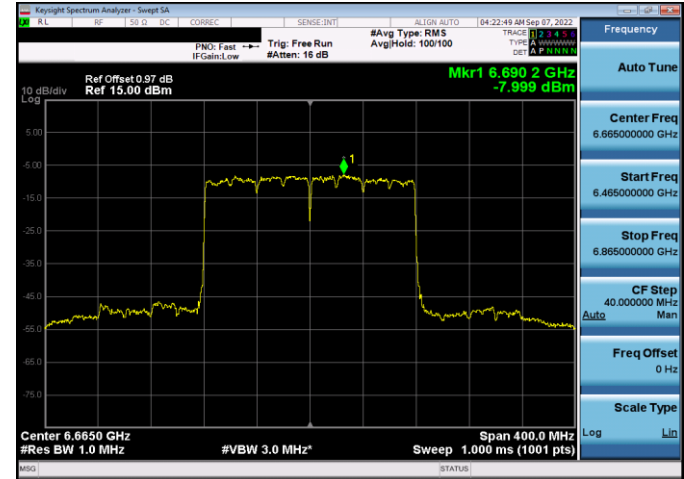


Plot 7-212. Power Spectral Density Plot Antenna 4a (20MHz 802.11ax (UNII Band 7) – Ch. 149, MCS4)

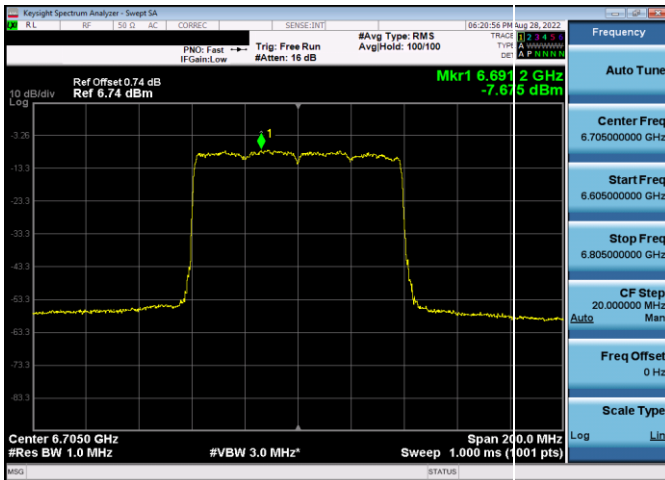
FCC ID: BCGA2435 IC: 579C-A2435		MEASUREMENT REPORT (CERTIFICATION)	Approved by: Technical Manager
Test Report S/N: 1C2205090025-21-R3.BCG	Test Dates: 05/27/2022 - 9/12/2022	EUT Type: Tablet Device	Page 89 of 282



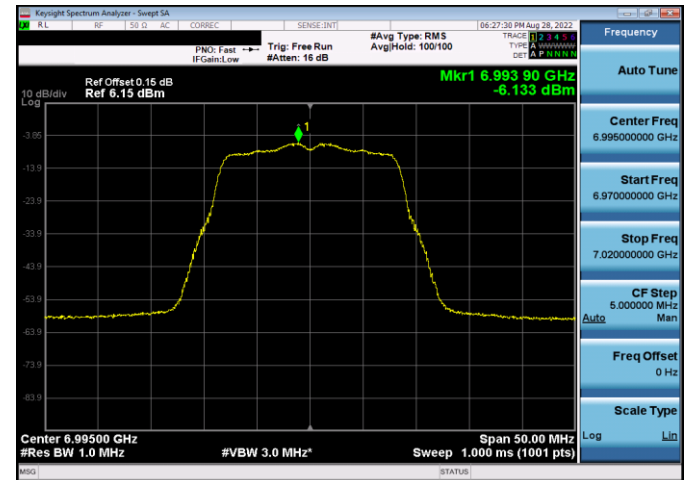
Plot 7-213. Power Spectral Density Plot Antenna 4a (40MHz 802.11ax (UNII Band 7) – Ch. 155, MCS4)



Plot 7-215. Power Spectral Density Plot Antenna 4a (160MHz 802.11ax (UNII Band 7) – Ch. 143, MCS4)



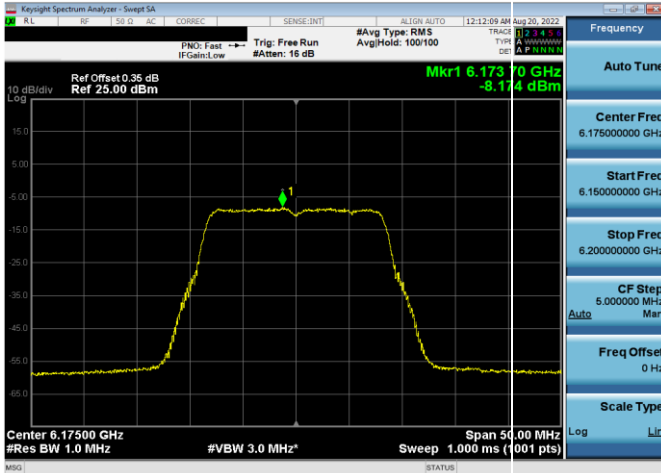
Plot 7-214. Power Spectral Density Plot Antenna 4a (80MHz 802.11ax (UNII Band 7) – Ch. 151, MCS4)



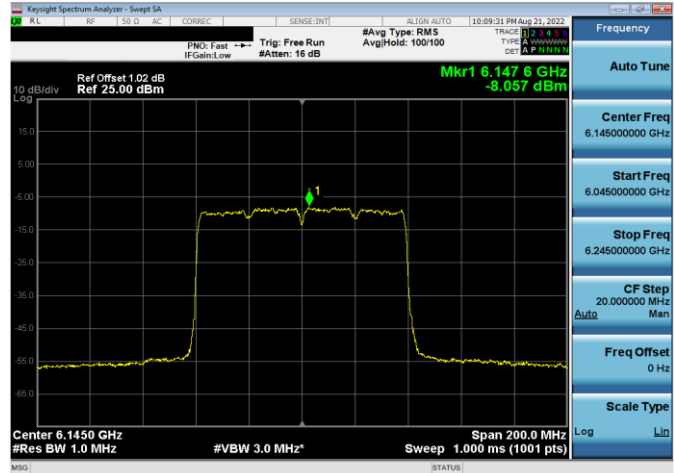
Plot 7-216. Power Spectral Density Plot Antenna 4a (20MHz 802.11a (UNII Band 8) – Ch. 209, 24Mbps)

FCC ID: BCGA2435 IC: 579C-A2435		MEASUREMENT REPORT (CERTIFICATION)	Approved by: Technical Manager
Test Report S/N: 1C2205090025-21-R3.BCG	Test Dates: 05/27/2022 - 9/12/2022	EUT Type: Tablet Device	Page 90 of 282

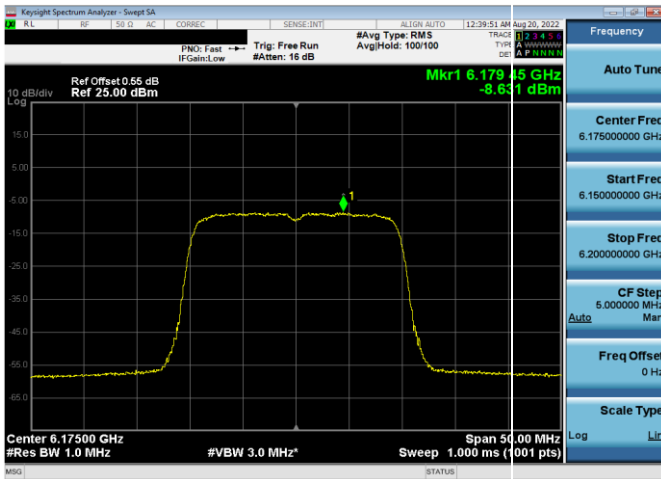
High Data Rate



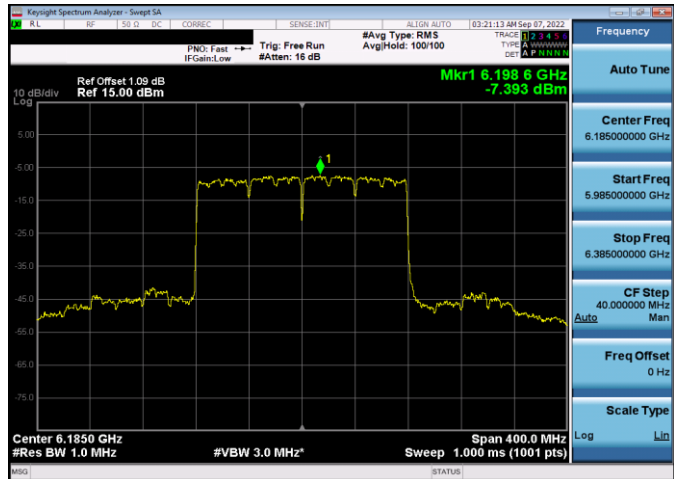
Plot 7-217. Power Spectral Density Plot Antenna 4a (20MHz 802.11a (UNII Band 5) – Ch. 45, 54Mbps)



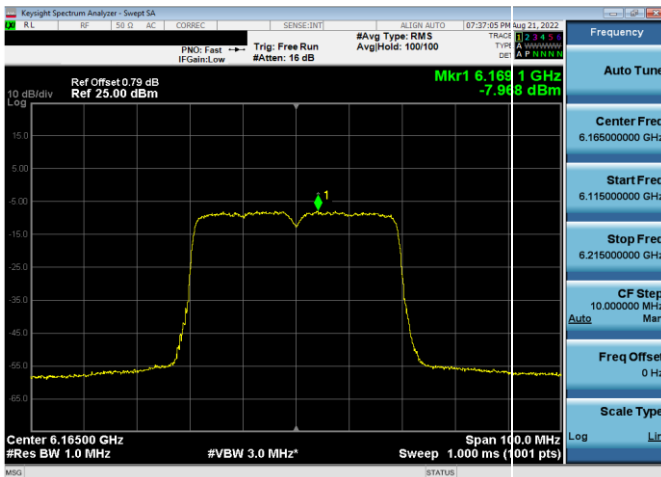
Plot 7-220. Power Spectral Density Plot Antenna 4a (80MHz 802.11ax (UNII Band 5) – Ch. 39, MCS11)



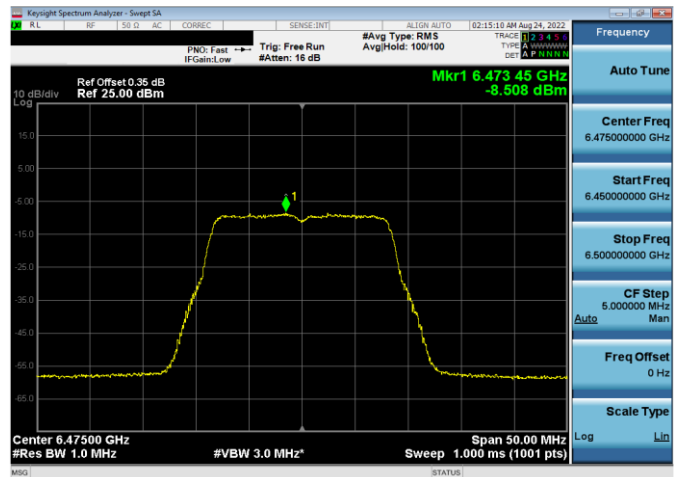
Plot 7-218. Power Spectral Density Plot Antenna 4a (20MHz 802.11ax (UNII Band 5) – Ch. 45, MCS11)



Plot 7-221. Power Spectral Density Plot Antenna 4a (160MHz 802.11ax (UNII Band 5) – Ch. 47, MCS11)

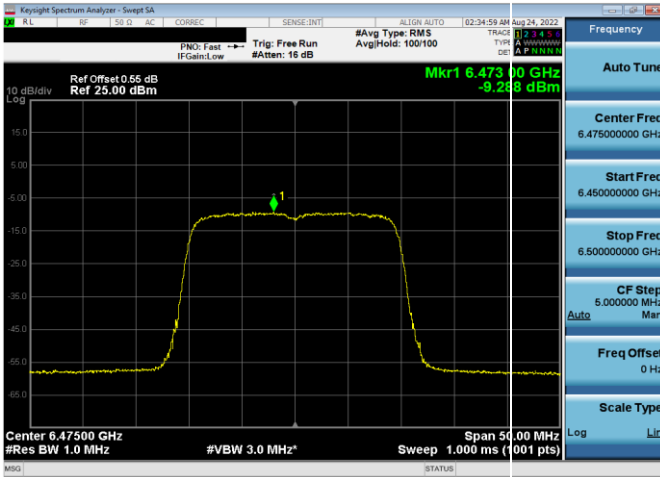


Plot 7-219. Power Spectral Density Plot Antenna 4a (40MHz 802.11ax (UNII Band 5) – Ch. 43, MCS11)

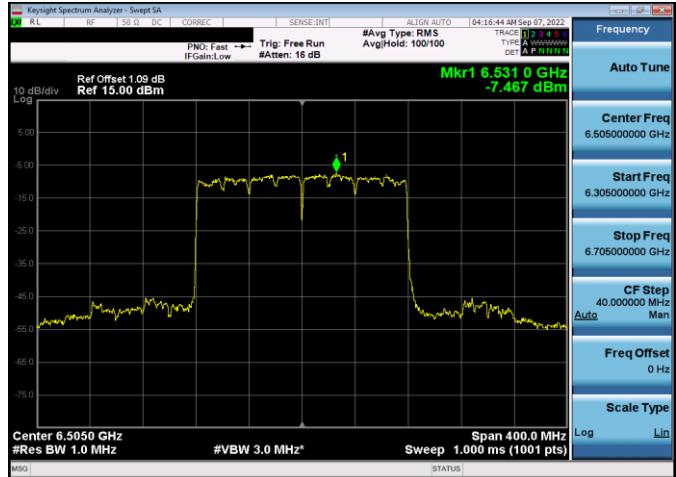


Plot 7-222. Power Spectral Density Plot Antenna 4a (20MHz 802.11a (UNII Band 6) – Ch. 105, 54Mbps)

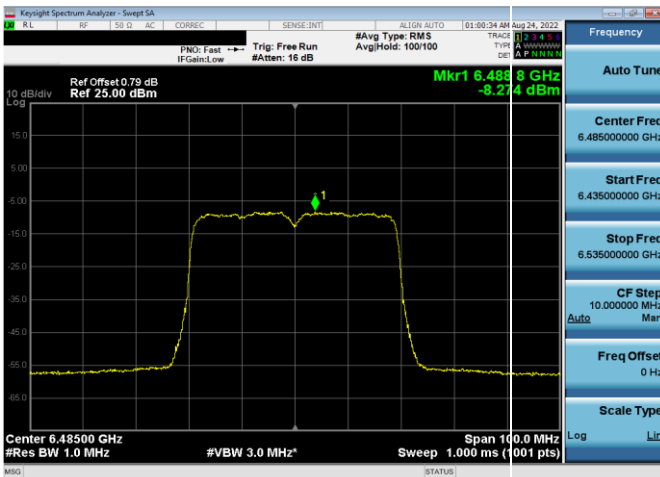
FCC ID: BCGA2435 IC: 579C-A2435		MEASUREMENT REPORT (CERTIFICATION)	Approved by: Technical Manager
Test Report S/N: 1C2205090025-21-R3.BCG	Test Dates: 05/27/2022 - 9/12/2022	EUT Type: Tablet Device	Page 91 of 282



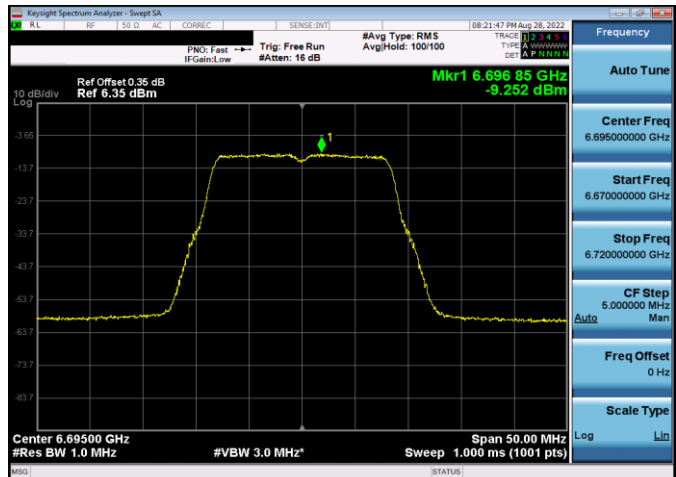
Plot 7-223. Power Spectral Density Plot Antenna 4a (20MHz 802.11ax (UNII Band 6) – Ch. 105, MCS11)



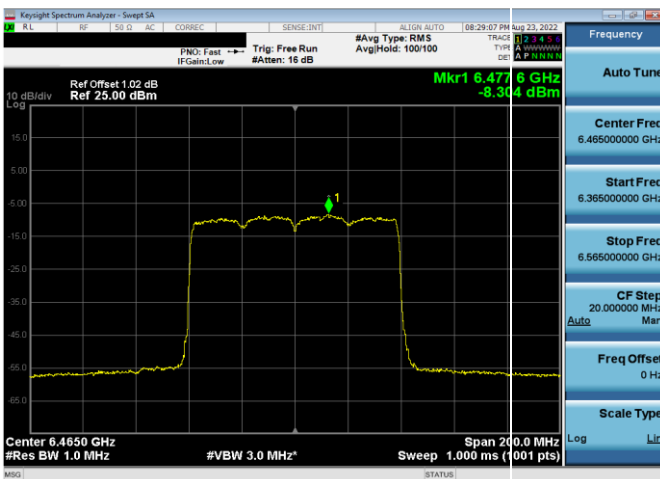
Plot 7-226. Power Spectral Density Plot Antenna 4a (160MHz 802.11ax (UNII Band 6) – Ch. 111, MCS11)



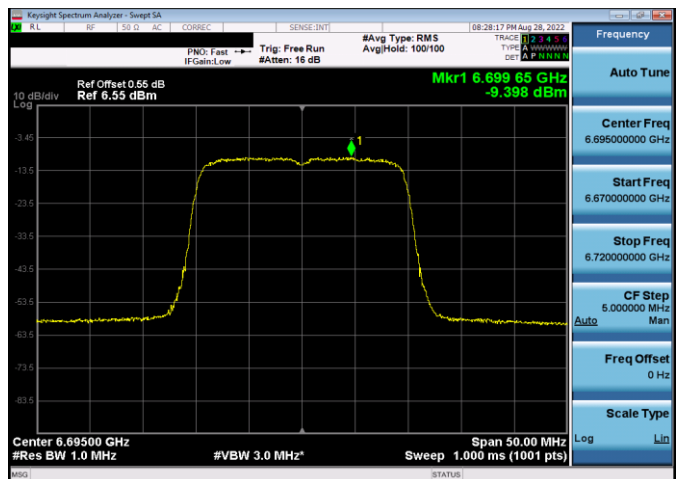
Plot 7-224. Power Spectral Density Plot Antenna 4a (40MHz 802.11ax (UNII Band 6) – Ch. 107, MCS11)



Plot 7-227. Power Spectral Density Plot Antenna 4a (20MHz 802.11a (UNII Band 7) – Ch. 149, 54Mbps)

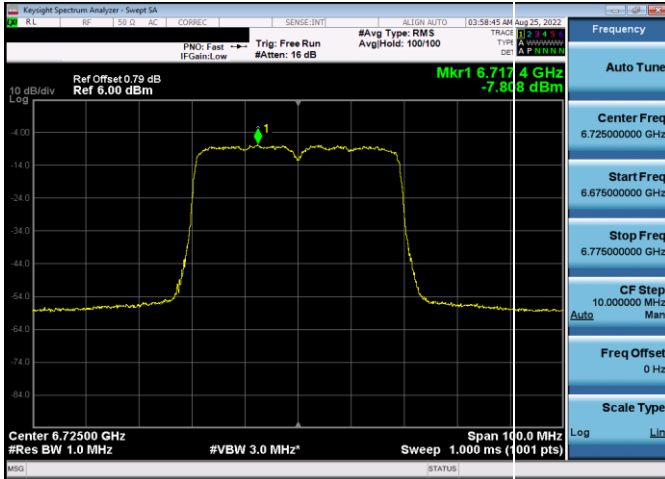


Plot 7-225. Power Spectral Density Plot Antenna 4a (80MHz 802.11ax (UNII Band 6) – Ch. 103, MCS11)

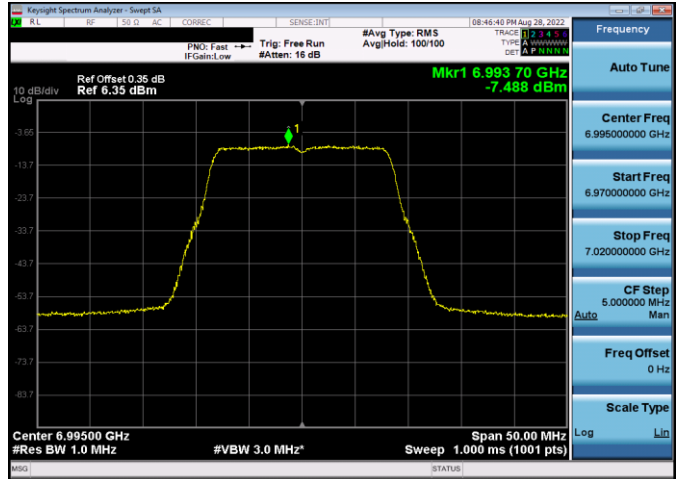


Plot 7-228. Power Spectral Density Plot Antenna 4a (20MHz 802.11ax (UNII Band 7) – Ch. 149, MCS11)

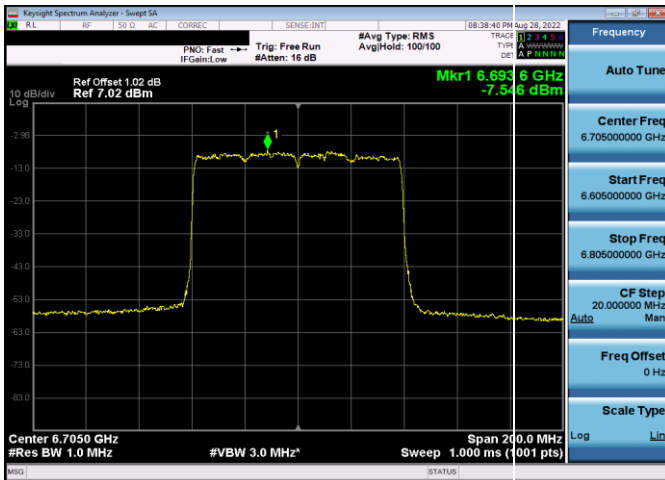
FCC ID: BCGA2435 IC: 579C-A2435		MEASUREMENT REPORT (CERTIFICATION)	Approved by: Technical Manager
Test Report S/N: 1C2205090025-21-R3.BCG	Test Dates: 05/27/2022 - 9/12/2022	EUT Type: Tablet Device	Page 92 of 282



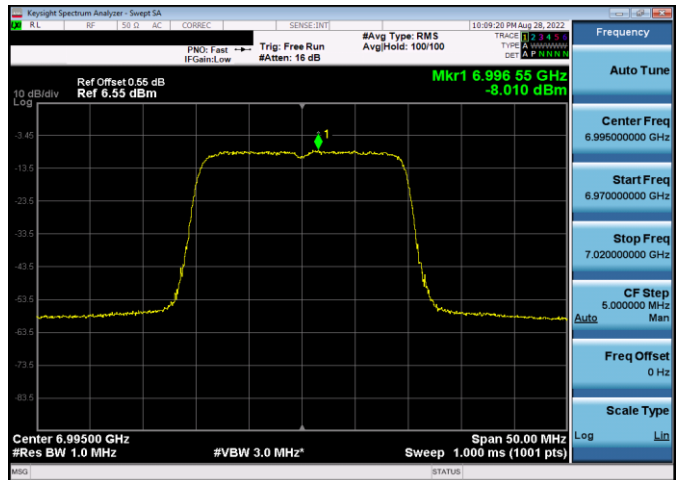
Plot 7-229. Power Spectral Density Plot Antenna 4a (40MHz 802.11ax (UNII Band 7) – Ch. 155, MCS11)



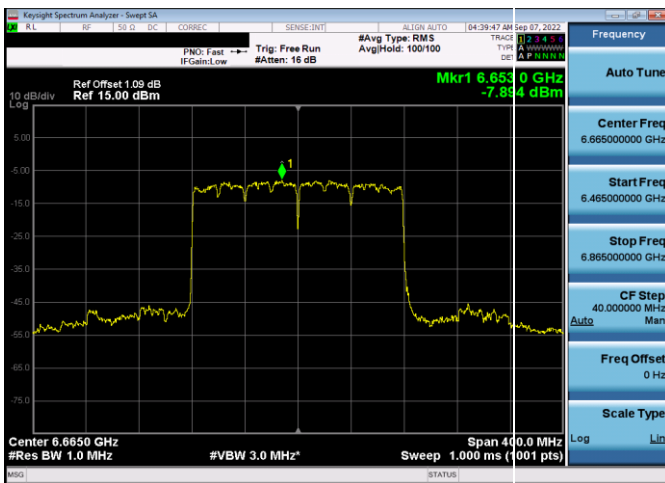
Plot 7-232. Power Spectral Density Plot Antenna 4a (20MHz 802.11a (UNII Band 8) – Ch. 209, 54Mbps)



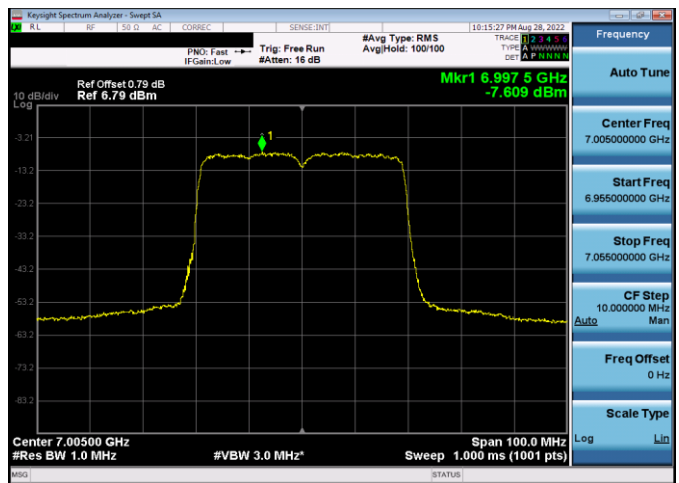
Plot 7-230. Power Spectral Density Plot Antenna 4a (80MHz 802.11ax (UNII Band 7) – Ch. 151, MCS11)



Plot 7-233. Power Spectral Density Plot Antenna 4a (20MHz 802.11ax (UNII Band 8) – Ch. 209, MCS11)

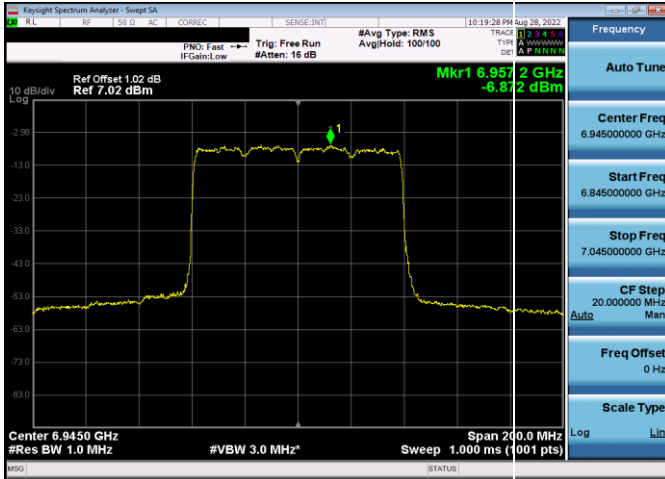


Plot 7-231. Power Spectral Density Plot Antenna 4a (160MHz 802.11ax (UNII Band 7) – Ch. 143, MCS11)

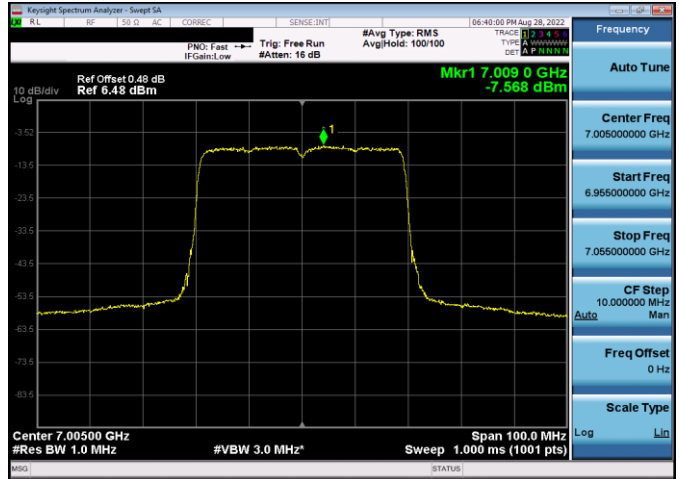


Plot 7-234. Power Spectral Density Plot Antenna 4a (40MHz 802.11ax (UNII Band 8) – Ch. 211, MCS11)

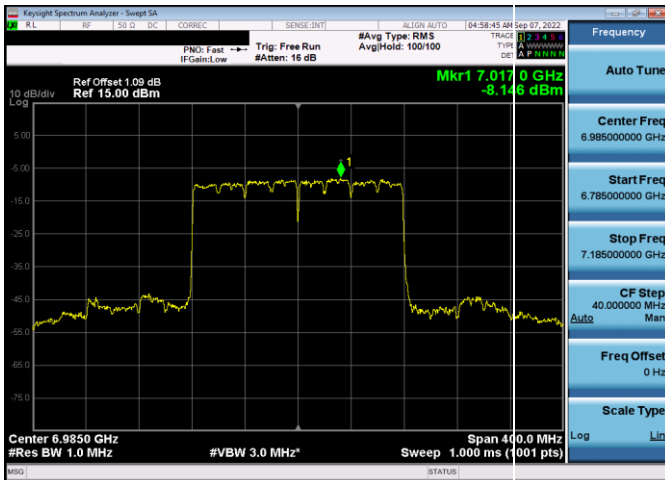
FCC ID: BCGA2435 IC: 579C-A2435		MEASUREMENT REPORT (CERTIFICATION)	Approved by: Technical Manager
Test Report S/N: 1C2205090025-21-R3.BCG	Test Dates: 05/27/2022 - 9/12/2022	EUT Type: Tablet Device	Page 93 of 282



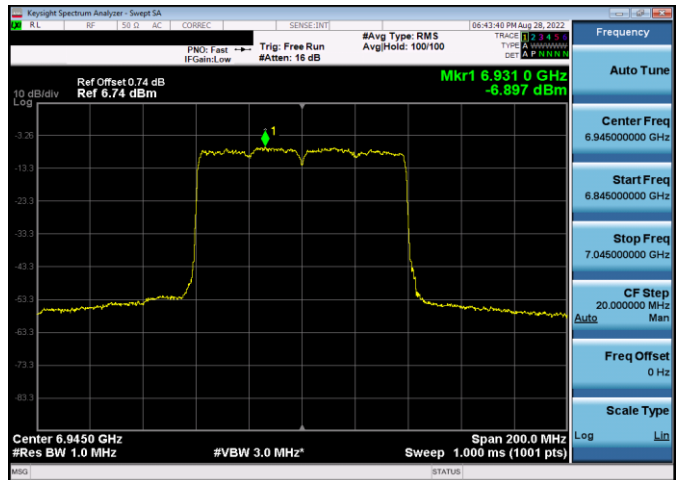
Plot 7-235. Power Spectral Density Plot Antenna 4a (80MHz) 802.11ax (UNII Band 8) – Ch. 199, MCS11)



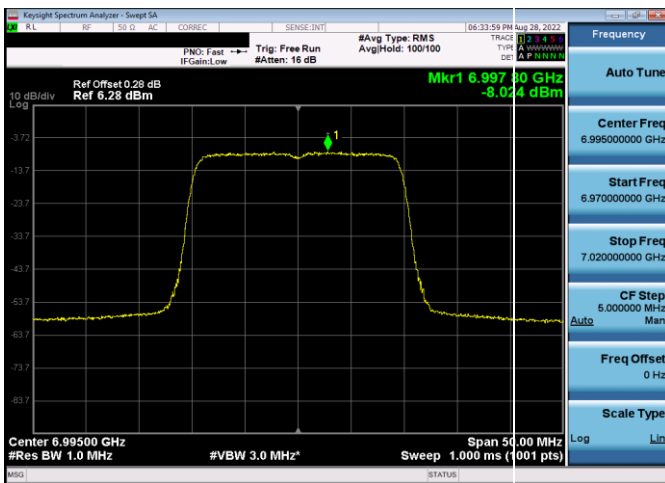
Plot 7-238. Power Spectral Density Plot Antenna 4a (40MHz) 802.11ax (UNII Band 8) – Ch. 211, MCS11)



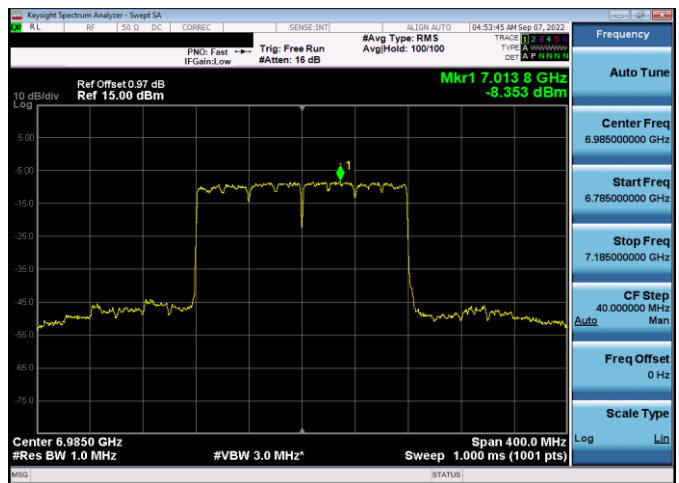
Plot 7-236. Power Spectral Density Plot Antenna 4a (160MHz) 802.11ax (UNII Band 8) – Ch. 207, MCS11)



Plot 7-239. Power Spectral Density Plot Antenna 4a (80MHz) 802.11ax (UNII Band 8) – Ch. 199, MCS11)



Plot 7-237. Power Spectral Density Plot Antenna 4a (20MHz) 802.11ax (UNII Band 8) – Ch. 209, MCS11)



Plot 7-240. Power Spectral Density Plot Antenna 4a (160MHz) 802.11ax (UNII Band 8) – Ch. 207, MCS11)

FCC ID: BCGA2435 IC: 579C-A2435		MEASUREMENT REPORT (CERTIFICATION)	Approved by: Technical Manager
Test Report S/N: 1C2205090025-21-R3.BCG	Test Dates: 05/27/2022 - 9/12/2022	EUT Type: Tablet Device	Page 94 of 282

7.4.3 SDM Power Spectral Density Measurements

	Frequency [MHz]	Channel No.	802.11 Mode	Mode	Data Rate [MHz]	Antenna 5b Measured Power Density [dBm/MHz]	Antenna 4a Measured Power Density [dBm/MHz]	Summed SDM Power Density [dBm/MHz]	Directional Gain [dBi]	e.i.r.p Density [dBm/MHz]	Max EIRP Density [dBm/MHz]	Margin [dB]
Band 5	5955	1	ax (20MHz)	SDM	48.8/51.6 (MCS2)	-10.36	-10.20	-7.27	2.41	-4.86	-1	-3.86
	6175	45	ax (20MHz)	SDM	48.8/51.6 (MCS2)	-10.64	-10.91	-7.76	2.21	-5.55	-1	-4.55
	6415	93	ax (20MHz)	SDM	48.8/51.6 (MCS2)	-10.08	-10.77	-7.40	3.02	-4.38	-1	-3.38
	5965	3	ax (40MHz)	SDM	97.5/103.2 (MCS2)	-7.92	-8.83	-5.34	2.41	-2.93	-1	-1.93
	6165	43	ax (40MHz)	SDM	97.5/103.2 (MCS2)	-8.57	-8.80	-5.67	2.21	-3.46	-1	-2.46
	6405	91	ax (40MHz)	SDM	97.5/103.2 (MCS2)	-8.99	-8.71	-5.84	2.89	-2.95	-1	-1.95
	5985	7	ax (80MHz)	SDM	204.2/216.2 (MCS2)	-7.58	-8.34	-4.93	2.41	-2.53	-1	-1.53
	6145	39	ax (80MHz)	SDM	204.2/216.2 (MCS2)	-7.17	-8.36	-4.71	2.21	-2.50	-1	-1.50
	6385	87	ax (80MHz)	SDM	204.2/216.2 (MCS2)	-7.54	-8.53	-5.00	2.89	-2.11	-1	-1.11
	6025	15	ax (160MHz)	SDM	408.3/432.4 (MCS2)	-8.09	-8.55	-5.31	2.13	-3.17	-1	-2.17
6185	47	ax (160MHz)	SDM	408.3/432.4 (MCS2)	-8.13	-8.79	-5.44	2.21	-3.23	-1	-2.23	
6345	79	ax (160MHz)	SDM	408.3/432.4 (MCS2)	-8.35	-8.96	-5.63	2.89	-2.75	-1	-1.75	
Band 6	6435	97	ax (20MHz)	SDM	48.8/51.6 (MCS2)	-10.67	-10.47	-7.56	3.02	-4.54	-1	-3.54
	6475	105	ax (20MHz)	SDM	48.8/51.6 (MCS2)	-11.02	-11.11	-8.05	3.02	-5.03	-1	-4.03
	6515	113	ax (20MHz)	SDM	48.8/51.6 (MCS2)	-11.79	-10.96	-8.34	1.93	-6.41	-1	-5.41
	6445	99	ax (40MHz)	SDM	97.5/103.2 (MCS2)	-8.87	-9.39	-6.11	3.02	-3.09	-1	-2.09
	6485	107	ax (40MHz)	SDM	97.5/103.2 (MCS2)	-8.97	-9.86	-6.38	3.02	-3.36	-1	-2.36
	6525	115	ax (40MHz)	SDM	97.5/103.2 (MCS2)	-9.06	-9.84	-6.42	1.93	-4.49	-1	-3.49
	6465	103	ax (80MHz)	SDM	204.2/216.2 (MCS2)	-8.58	-9.14	-5.84	3.02	-2.82	-1	-1.82
	6505	111	ax (160MHz)	SDM	408.3/432.4 (MCS2)	-8.55	-9.13	-5.82	1.93	-3.89	-1	-2.89
Band 7	6535	117	ax (20MHz)	SDM	48.8/51.6 (MCS2)	-12.71	-11.44	-9.02	1.93	-7.08	-1	-6.08
	6695	149	ax (20MHz)	SDM	48.8/51.6 (MCS2)	-10.79	-11.01	-7.89	2.20	-5.68	-1	-4.68
	6875	185	ax (20MHz)	SDM	48.8/51.6 (MCS2)	-9.93	-11.20	-7.51	2.46	-5.05	-1	-4.05
	6565	123	ax (40MHz)	SDM	97.5/103.2 (MCS2)	-8.89	-9.71	-6.27	1.93	-4.34	-1	-3.34
	6725	155	ax (40MHz)	SDM	97.5/103.2 (MCS2)	-8.80	-9.64	-6.19	2.15	-4.04	-1	-3.04
	6845	179	ax (40MHz)	SDM	97.5/103.2 (MCS2)	-8.43	-9.17	-5.78	2.46	-3.31	-1	-2.31
	6545	119	ax (80MHz)	SDM	204.2/216.2 (MCS2)	-8.70	-9.54	-6.09	1.93	-4.15	-1	-3.15
	6705	151	ax (80MHz)	SDM	204.2/216.2 (MCS2)	-8.68	-9.26	-5.95	2.20	-3.75	-1	-2.75
	6865	183	ax (80MHz)	SDM	204.2/216.2 (MCS2)	-8.54	-9.15	-5.82	2.46	-3.36	-1	-2.36
	6665	143	ax (160MHz)	SDM	408.3/432.4 (MCS2)	-10.45	-11.07	-7.74	2.20	-5.54	-1	-4.54
	6825	175	ax (160MHz)	SDM	408.3/432.4 (MCS2)	-10.55	-11.01	-7.76	2.46	-5.30	-1	-4.30
	6895	189	ax (20MHz)	SDM	48.8/51.6 (MCS2)	-10.25	-11.49	-7.82	2.46	-5.35	-1	-4.35
Band 8	6995	209	ax (20MHz)	SDM	48.8/51.6 (MCS2)	-10.96	-11.08	-8.01	1.90	-6.11	-1	-5.11
	7115	233	ax (20MHz)	SDM	48.8/51.6 (MCS2)	-10.80	-10.53	-7.65	1.60	-6.05	-1	-5.05
	6885	187	ax (40MHz)	SDM	97.5/103.2 (MCS2)	-10.04	-10.32	-7.17	2.46	-4.70	-1	-3.70
	7005	211	ax (40MHz)	SDM	97.5/103.2 (MCS2)	-8.98	-9.08	-6.02	1.90	-4.12	-1	-3.12
	7085	227	ax (40MHz)	SDM	97.5/103.2 (MCS2)	-9.39	-9.30	-6.33	1.60	-4.73	-1	-3.73
	6945	199	ax (80MHz)	SDM	204.2/216.2 (MCS2)	-9.29	-9.73	-6.49	1.90	-4.59	-1	-3.59
	7025	215	ax (80MHz)	SDM	204.2/216.2 (MCS2)	-8.87	-9.44	-6.13	1.60	-4.53	-1	-3.53
	6985	207	ax (160MHz)	SDM	408.3/432.4 (MCS2)	-8.41	-8.70	-5.54	1.90	-3.64	-1	-2.64

Table 7-50. Power Spectral Density Measurements SDM (Low Data Rate)

FCC ID: BCGA2435 IC: 579C-A2435		MEASUREMENT REPORT (CERTIFICATION)	Approved by: Technical Manager
Test Report S/N: 1C2205090025-21-R3.BCG	Test Dates: 05/27/2022 - 9/12/2022	EUT Type: Tablet Device	Page 95 of 282

	Frequency [MHz]	Channel No.	802.11 Mode	Mode	Data Rate [MHz]	Antenna 5b Measured Power Density [dBm/MHz]	Antenna 4a Measured Power Density [dBm/MHz]	Summed SDM Power Density [dBm/MHz]	Directional Gain [dBi]	e.i.r.p Density [dBm/MHz]	Max EIRP Density [dBm/MHz]	Margin [dB]	
Band 5	5955	1	ax (20MHz)	SDM	97.5/103.2 (MCS4)	-9.46	-10.24	-6.82	2.41	-4.41	-1	-3.41	
	6175	45	ax (20MHz)	SDM	97.5/103.2 (MCS4)	-10.28	-10.70	-7.47	2.21	-5.26	-1	-4.26	
	6415	93	ax (20MHz)	SDM	97.5/103.2 (MCS4)	-9.61	-10.41	-6.98	3.02	-3.96	-1	-2.96	
	5965	3	ax (40MHz)	SDM	195/206.5 (MCS4)	-7.62	-8.17	-4.87	2.41	-2.47	-1	-1.47	
	6165	43	ax (40MHz)	SDM	195/206.5 (MCS4)	-8.35	-8.13	-5.22	2.21	-3.02	-1	-2.02	
	6405	91	ax (40MHz)	SDM	195/206.5 (MCS4)	-8.70	-8.27	-5.47	2.89	-2.58	-1	-1.58	
	5985	7	ax (80MHz)	SDM	408.3/432.4 (MCS4)	-7.57	-8.11	-4.82	2.41	-2.41	-1	-1.41	
	6145	39	ax (80MHz)	SDM	408.3/432.4 (MCS4)	-8.26	-7.96	-5.10	2.21	-2.89	-1	-1.89	
	6385	87	ax (80MHz)	SDM	408.3/432.4 (MCS4)	-8.84	-8.34	-5.57	2.89	-2.68	-1	-1.68	
	6025	15	ax (160MHz)	SDM	816.7/864.7 (MCS4)	-7.97	-8.57	-5.25	2.13	-3.12	-1	-2.12	
	6185	47	ax (160MHz)	SDM	816.7/864.7 (MCS4)	-8.08	-7.88	-4.97	2.21	-2.76	-1	-1.76	
	6345	79	ax (160MHz)	SDM	816.7/864.7 (MCS4)	-7.49	-8.51	-4.96	2.89	-2.07	-1	-1.07	
	Band 6	6435	97	ax (20MHz)	SDM	97.5/103.2 (MCS4)	-10.70	-10.68	-7.68	3.02	-4.66	-1	-3.66
		6475	105	ax (20MHz)	SDM	97.5/103.2 (MCS4)	-11.95	-10.83	-8.35	3.02	-5.33	-1	-4.33
6515		113	ax (20MHz)	SDM	97.5/103.2 (MCS4)	-12.25	-10.88	-8.50	1.93	-6.57	-1	-5.57	
6445		99	ax (40MHz)	SDM	195/206.5 (MCS4)	-8.65	-9.32	-5.96	3.02	-2.94	-1	-1.94	
6485		107	ax (40MHz)	SDM	195/206.5 (MCS4)	-8.73	-9.34	-6.01	3.02	-2.99	-1	-1.99	
6525		115	ax (40MHz)	SDM	195/206.5 (MCS4)	-8.76	-9.31	-6.02	1.93	-4.08	-1	-3.08	
6465		103	ax (80MHz)	SDM	408.3/432.4 (MCS4)	-8.43	-8.83	-5.61	3.02	-2.59	-1	-1.59	
6505		111	ax (80MHz)	SDM	408.3/432.4 (MCS4)	-8.32	-8.67	-5.48	1.93	-3.55	-1	-2.55	
6535		117	ax (80MHz)	SDM	408.3/432.4 (MCS4)	-12.53	-11.32	-8.87	1.93	-6.94	-1	-5.94	
6695		149	ax (20MHz)	SDM	97.5/103.2 (MCS4)	-11.81	-10.73	-8.23	2.20	-6.02	-1	-5.02	
Band 7	6875	185	ax (20MHz)	SDM	97.5/103.2 (MCS4)	-11.07	-11.10	-8.08	2.46	-5.61	-1	-4.61	
	6565	123	ax (40MHz)	SDM	195/206.5 (MCS4)	-8.48	-9.59	-5.99	1.93	-4.06	-1	-3.06	
	6725	155	ax (40MHz)	SDM	195/206.5 (MCS4)	-8.45	-9.23	-5.81	2.15	-3.67	-1	-2.67	
	6845	179	ax (40MHz)	SDM	195/206.5 (MCS4)	-8.40	-8.86	-5.62	2.46	-3.15	-1	-2.15	
	6545	119	ax (80MHz)	SDM	408.3/432.4 (MCS4)	-8.41	-9.19	-5.77	1.93	-3.84	-1	-2.84	
	6705	151	ax (80MHz)	SDM	408.3/432.4 (MCS4)	-8.17	-9.15	-5.62	2.20	-3.42	-1	-2.42	
	6865	183	ax (80MHz)	SDM	408.3/432.4 (MCS4)	-7.92	-8.42	-5.15	2.46	-2.69	-1	-1.69	
	6665	143	ax (160MHz)	SDM	816.7/864.7 (MCS4)	-9.86	-10.48	-7.15	2.20	-4.94	-1	-3.94	
	6825	175	ax (160MHz)	SDM	816.7/864.7 (MCS4)	-8.65	-8.43	-5.53	2.46	-3.07	-1	-2.07	
	Band 8	6895	189	ax (20MHz)	SDM	97.5/103.2 (MCS4)	-10.61	-11.36	-7.96	2.46	-5.49	-1	-4.49
6995		209	ax (20MHz)	SDM	97.5/103.2 (MCS4)	-11.10	-10.71	-7.89	1.90	-5.99	-1	-4.99	
7115		233	ax (20MHz)	SDM	97.5/103.2 (MCS4)	-10.76	-10.93	-7.84	1.60	-6.23	-1	-5.23	
6885		187	ax (40MHz)	SDM	195/206.5 (MCS4)	-9.80	-10.27	-7.01	2.46	-4.55	-1	-3.55	
7005		211	ax (40MHz)	SDM	195/206.5 (MCS4)	-8.78	-9.05	-5.90	1.90	-4.00	-1	-3.00	
7085		227	ax (40MHz)	SDM	195/206.5 (MCS4)	-8.89	-9.16	-6.01	1.60	-4.41	-1	-3.41	
6945		199	ax (80MHz)	SDM	408.3/432.4 (MCS4)	-8.80	-9.44	-6.09	1.90	-4.19	-1	-3.19	
7025		215	ax (80MHz)	SDM	408.3/432.4 (MCS4)	-8.69	-9.30	-5.98	1.60	-4.37	-1	-3.37	
6985	207	ax (160MHz)	SDM	816.7/864.7 (MCS4)	-8.40	-8.78	-5.57	1.90	-3.67	-1	-2.67		

Table 7-51. Power Spectral Density Measurements SDM (Mid Data Rate)

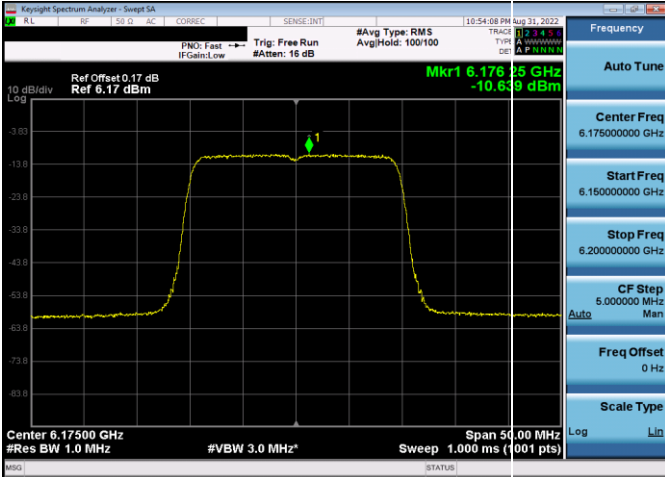
FCC ID: BCGA2435 IC: 579C-A2435		MEASUREMENT REPORT (CERTIFICATION)	Approved by: Technical Manager
Test Report S/N: 1C2205090025-21-R3.BCG	Test Dates: 05/27/2022 - 9/12/2022	EUT Type: Tablet Device	Page 96 of 282

	Frequency [MHz]	Channel No.	802.11 Mode	Mode	Data Rate [MHz]	Antenna 5b Measured Power Density [dBm/MHz]	Antenna 4a Measured Power Density [dBm/MHz]	Summed SDM Power Density [dBm/MHz]	Directional Gain [dBi]	e.i.r.p Density [dBm/MHz]	Max EIRP Density [dBm/MHz]	Margin [dB]
Band 5	5955	1	ax (20MHz)	SDM	270.8/286.8 (MCS11)	-9.19	-10.06	-6.59	2.41	-4.18	-1	-3.18
	6175	45	ax (20MHz)	SDM	270.8/286.8 (MCS11)	-10.13	-10.62	-7.36	2.21	-5.15	-1	-4.15
	6415	93	ax (20MHz)	SDM	270.8/286.8 (MCS11)	-10.39	-10.41	-7.39	3.02	-4.37	-1	-3.37
	5965	3	ax (40MHz)	SDM	541.7/573.5 (MCS11)	-7.75	-8.32	-5.02	2.41	-2.61	-1	-1.61
	6165	43	ax (40MHz)	SDM	541.7/573.5 (MCS11)	-8.32	-8.22	-5.26	2.21	-3.05	-1	-2.05
	6405	91	ax (40MHz)	SDM	541.7/573.5 (MCS11)	-8.71	-8.49	-5.59	2.89	-2.70	-1	-1.70
	5985	7	ax (80MHz)	SDM	1134.3/1201 (MCS11)	-7.61	-7.75	-4.67	2.41	-2.26	-1	-1.26
	6145	39	ax (80MHz)	SDM	1134.3/1201 (MCS11)	-8.76	-7.73	-5.20	2.21	-2.99	-1	-1.99
	6385	87	ax (80MHz)	SDM	1134.3/1201 (MCS11)	-8.44	-8.26	-5.34	2.89	-2.45	-1	-1.45
	6025	15	ax (160MHz)	SDM	2268.5/2402 (MCS11)	-7.73	-8.52	-5.09	2.13	-2.96	-1	-1.96
	6185	47	ax (160MHz)	SDM	2268.5/2402 (MCS11)	-7.95	-8.24	-5.08	2.21	-2.97	-1	-1.87
	6345	79	ax (160MHz)	SDM	2268.5/2402 (MCS11)	-7.64	-8.69	-5.12	2.89	-2.23	-1	-1.23
	Band 6	6435	97	ax (20MHz)	SDM	270.8/286.8 (MCS11)	-10.48	-10.39	-7.42	3.02	-4.40	-1
6475		105	ax (20MHz)	SDM	270.8/286.8 (MCS11)	-11.62	-10.93	-8.25	3.02	-5.23	-1	-4.23
6515		113	ax (20MHz)	SDM	270.8/286.8 (MCS11)	-12.38	-11.76	-9.05	1.93	-7.11	-1	-6.11
6445		99	ax (40MHz)	SDM	541.7/573.5 (MCS11)	-8.60	-9.24	-5.90	3.02	-2.88	-1	-1.88
6485		107	ax (40MHz)	SDM	541.7/573.5 (MCS11)	-8.65	-9.23	-5.92	3.02	-2.90	-1	-1.90
6525		115	ax (40MHz)	SDM	541.7/573.5 (MCS11)	-8.33	-9.21	-5.74	1.93	-3.81	-1	-2.81
6465		103	ax (80MHz)	SDM	1134.3/1201 (MCS11)	-8.39	-8.73	-5.54	3.02	-2.52	-1	-1.52
6505		111	ax (160MHz)	SDM	2268.5/2402 (MCS11)	-8.25	-8.86	-5.54	1.93	-3.60	-1	-2.60
6535		117	ax (20MHz)	SDM	270.8/286.8 (MCS11)	-12.25	-11.10	-8.63	1.93	-6.69	-1	-5.69
6695		149	ax (20MHz)	SDM	270.8/286.8 (MCS11)	-11.13	-10.51	-7.80	2.20	-5.59	-1	-4.59
Band 7	6875	185	ax (20MHz)	SDM	270.8/286.8 (MCS11)	-10.57	-10.73	-7.64	2.46	-5.17	-1	-4.17
	6565	123	ax (40MHz)	SDM	271/286.8 (MCS11)	-8.27	-9.42	-5.79	1.93	-3.86	-1	-2.86
	6725	155	ax (40MHz)	SDM	541.7/573.5 (MCS11)	-8.48	-9.20	-5.81	2.15	-3.67	-1	-2.67
	6845	179	ax (40MHz)	SDM	541.7/573.5 (MCS11)	-8.19	-8.62	-5.39	2.46	-2.92	-1	-1.92
	6545	119	ax (80MHz)	SDM	1134.3/1201 (MCS11)	-8.19	-9.27	-5.68	1.93	-3.75	-1	-2.75
	6705	151	ax (80MHz)	SDM	1134.3/1201 (MCS11)	-8.43	-9.22	-5.79	2.20	-3.59	-1	-2.59
	6865	183	ax (80MHz)	SDM	1134.3/1201 (MCS11)	-8.07	-8.13	-5.09	2.46	-2.62	-1	-1.62
	6665	143	ax (160MHz)	SDM	2268.5/2402 (MCS11)	-10.02	-10.78	-7.37	2.20	-5.16	-1	-4.16
	6825	175	ax (160MHz)	SDM	2268.5/2402 (MCS11)	-7.96	-8.95	-5.42	2.46	-2.96	-1	-1.96
	6895	189	ax (20MHz)	SDM	270.8/286.8 (MCS11)	-10.09	-11.00	-7.51	2.46	-5.05	-1	-4.05
Band 8	6995	209	ax (20MHz)	SDM	270.8/286.8 (MCS11)	-10.72	-10.83	-7.77	1.90	-5.87	-1	-4.87
	7115	233	ax (20MHz)	SDM	270.8/286.8 (MCS11)	-10.39	-10.53	-7.45	1.60	-5.84	-1	-4.84
	6885	187	ax (40MHz)	SDM	541.7/573.5 (MCS11)	-9.45	-10.12	-6.76	2.46	-4.30	-1	-3.30
	7005	211	ax (40MHz)	SDM	541.7/573.5 (MCS11)	-8.65	-8.83	-5.73	1.90	-3.82	-1	-2.82
	7085	227	ax (40MHz)	SDM	541.7/573.5 (MCS11)	-9.06	-9.08	-6.06	1.60	-4.46	-1	-3.46
	6945	199	ax (80MHz)	SDM	1134.3/1201 (MCS11)	-8.94	-9.43	-6.17	1.90	-4.26	-1	-3.26
	7025	215	ax (80MHz)	SDM	1134.3/1201 (MCS11)	-8.67	-9.32	-5.97	1.60	-4.37	-1	-3.37
	6985	207	ax (160MHz)	SDM	2268.5/2402 (MCS11)	-8.13	-8.46	-5.28	1.90	-3.38	-1	-2.38

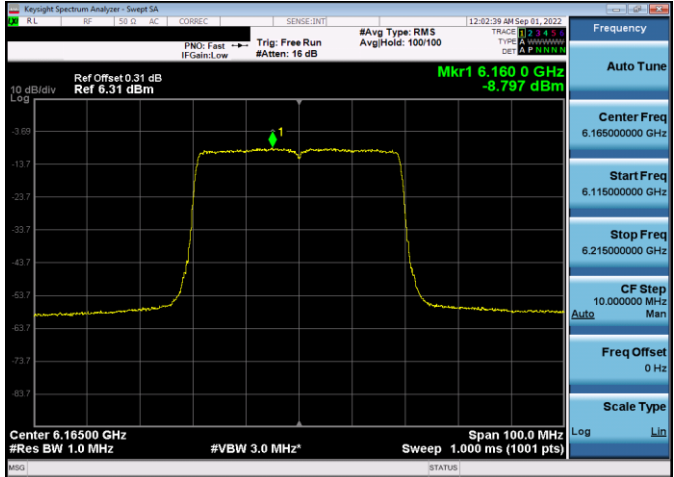
Table 7-52. Power Spectral Density Measurements SDM (High Data Rate)

FCC ID: BCGA2435 IC: 579C-A2435		MEASUREMENT REPORT (CERTIFICATION)	Approved by: Technical Manager
Test Report S/N: 1C2205090025-21-R3.BCG	Test Dates: 05/27/2022 - 9/12/2022	EUT Type: Tablet Device	Page 97 of 282

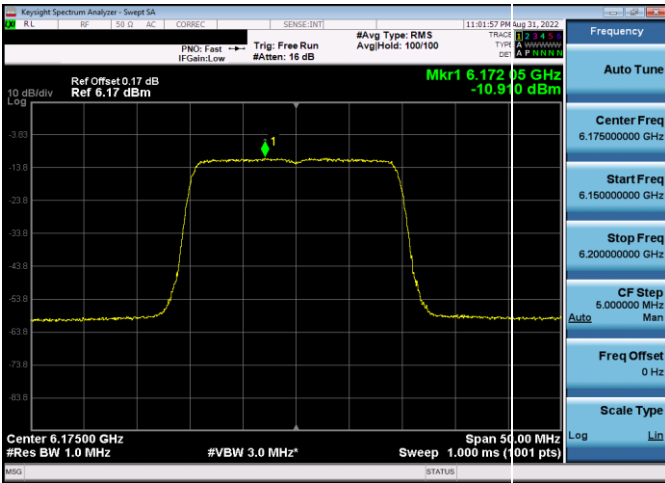
Low Data Rate



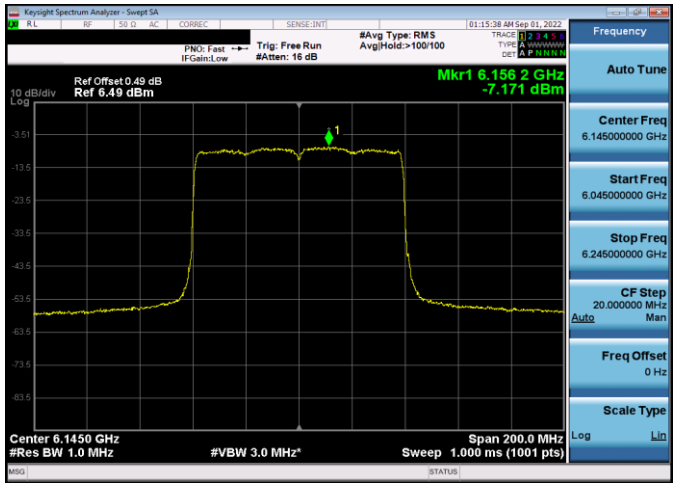
Plot 7-241. Power Spectral Density Plot SDM Antenna 5b (20MHz 802.11ax (UNII Band 5) – Ch. 45, MCS2)



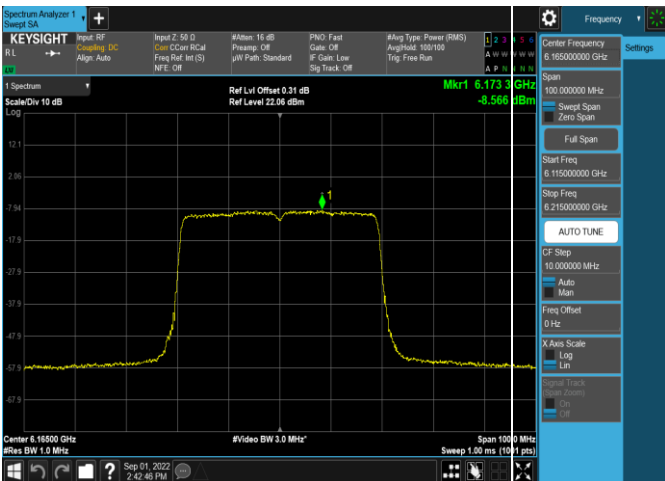
Plot 7-244. Power Spectral Density Plot SDM Antenna 4a (40MHz 802.11ax (UNII Band 5) – Ch. 43, MCS2)



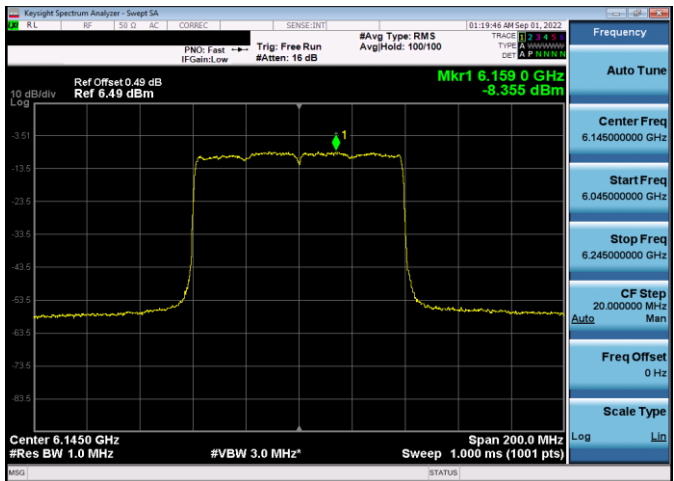
Plot 7-242. Power Spectral Density Plot SDM Antenna 4a (20MHz 802.11ax (UNII Band 5) – Ch. 45, MCS2)



Plot 7-245. Power Spectral Density Plot SDM Antenna 5b (80MHz 802.11ax (UNII Band 5) – Ch. 39, MCS2)

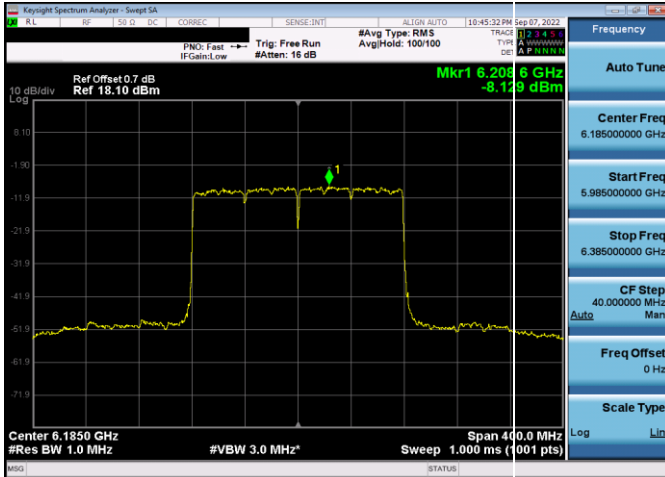


Plot 7-243. Power Spectral Density Plot SDM Antenna 5b (40MHz 802.11ax (UNII Band 5) – Ch. 43, MCS2)

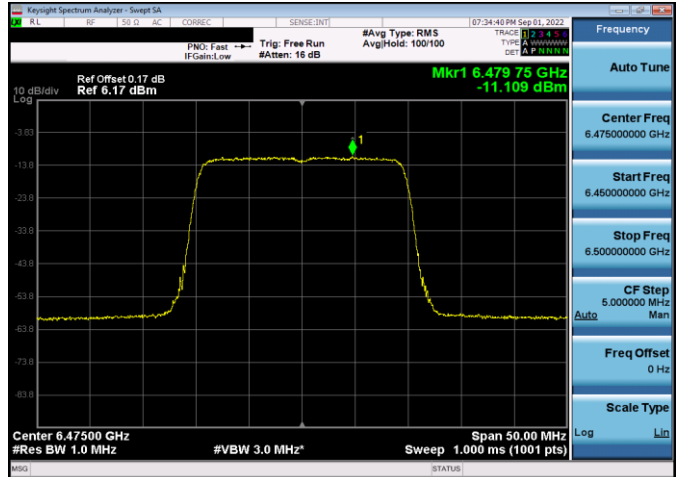


Plot 7-246. Power Spectral Density Plot SDM Antenna 4a (80MHz 802.11ax (UNII Band 5) – Ch. 39, MCS2)

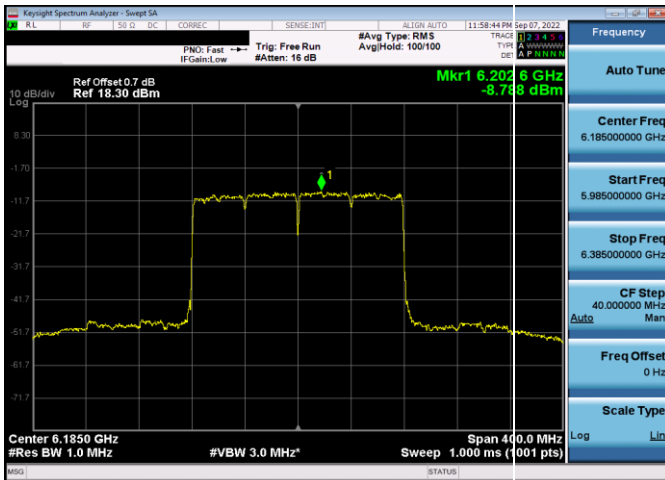
FCC ID: BCGA2435 IC: 579C-A2435		MEASUREMENT REPORT (CERTIFICATION)	Approved by: Technical Manager
Test Report S/N: 1C2205090025-21-R3.BCG	Test Dates: 05/27/2022 - 9/12/2022	EUT Type: Tablet Device	Page 98 of 282



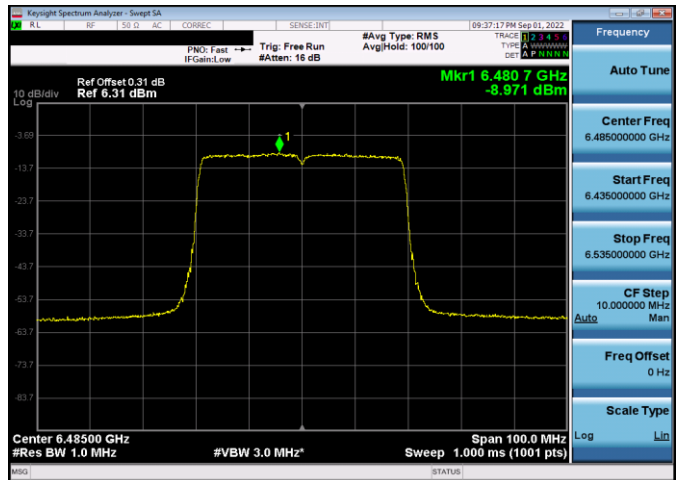
Plot 7-247. Power Spectral Density Plot SDM Antenna 5b (160MHz 802.11ax (UNII Band 5) – Ch. 47, MCS2)



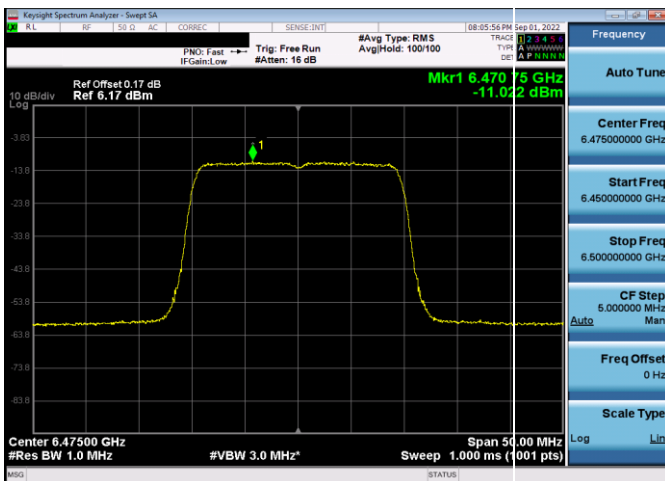
Plot 7-250. Power Spectral Density Plot SDM Antenna 4a (20MHz 802.11ax (UNII Band 6) – Ch. 105, MCS2)



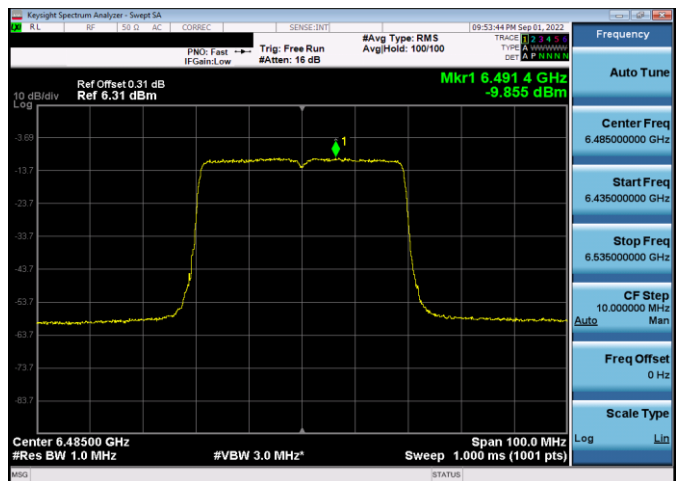
Plot 7-248. Power Spectral Density Plot SDM Antenna 4a (160MHz 802.11ax (UNII Band 5) – Ch. 47, MCS2)



Plot 7-251. Power Spectral Density Plot SDM Antenna 5b (40MHz 802.11ax (UNII Band 6) – Ch. 107, MCS2)

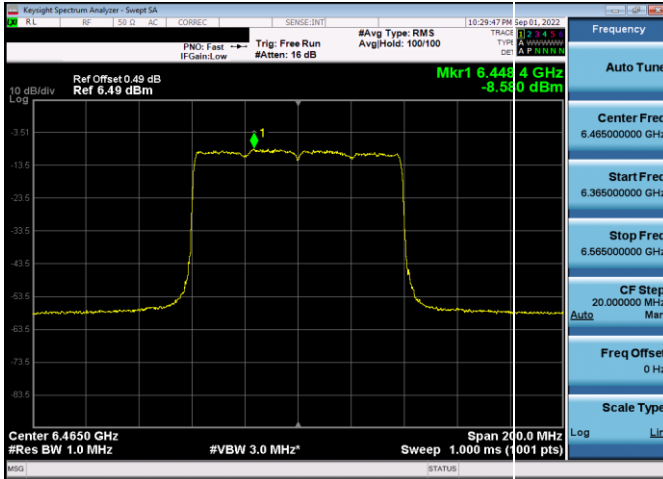


Plot 7-249. Power Spectral Density Plot SDM Antenna 5b (20MHz 802.11ax (UNII Band 6) – Ch. 105, MCS2)

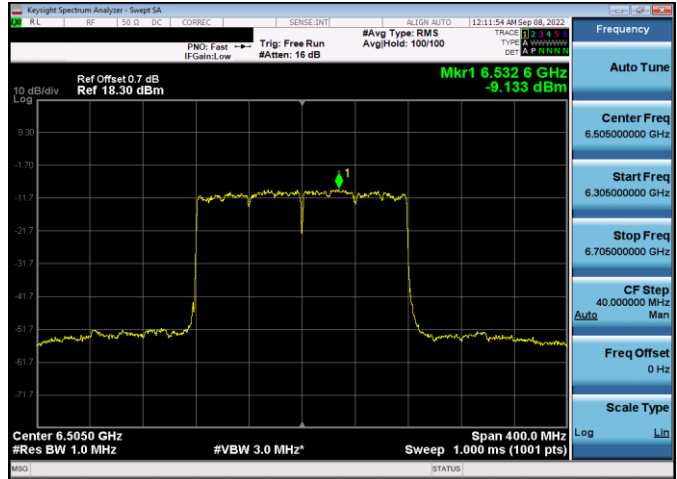


Plot 7-252. Power Spectral Density Plot SDM Antenna 4a (40MHz 802.11ax (UNII Band 6) – Ch. 107, MCS2)

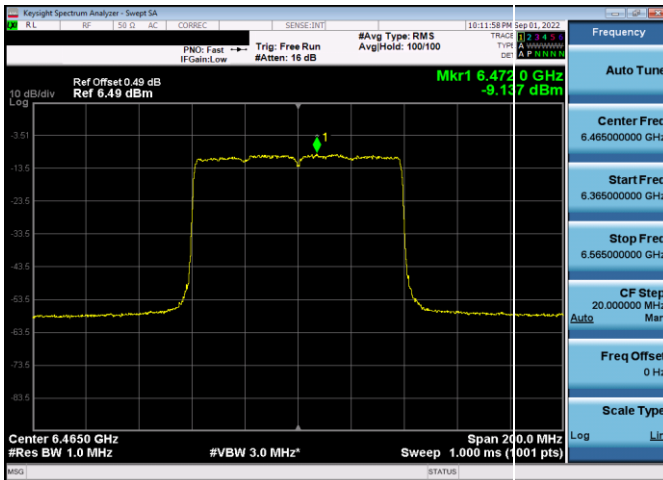
FCC ID: BCGA2435 IC: 579C-A2435		MEASUREMENT REPORT (CERTIFICATION)	Approved by: Technical Manager
Test Report S/N: 1C2205090025-21-R3.BCG	Test Dates: 05/27/2022 - 9/12/2022	EUT Type: Tablet Device	Page 99 of 282



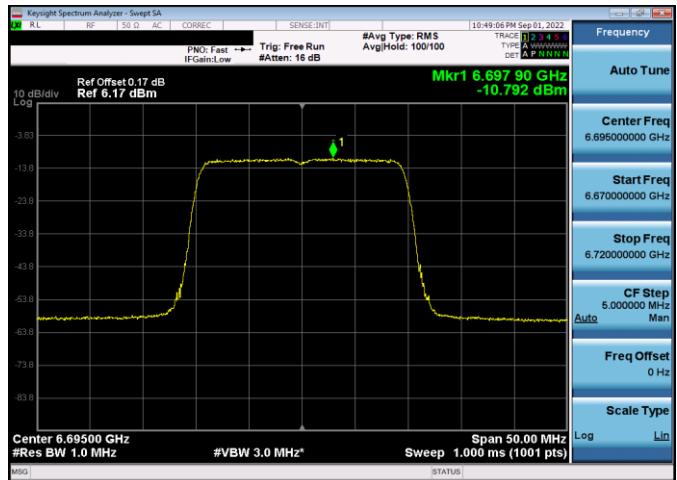
Plot 7-253. Power Spectral Density Plot SDM Antenna 5b (80MHz 802.11ax (UNII Band 6) – Ch. 103, MCS2)



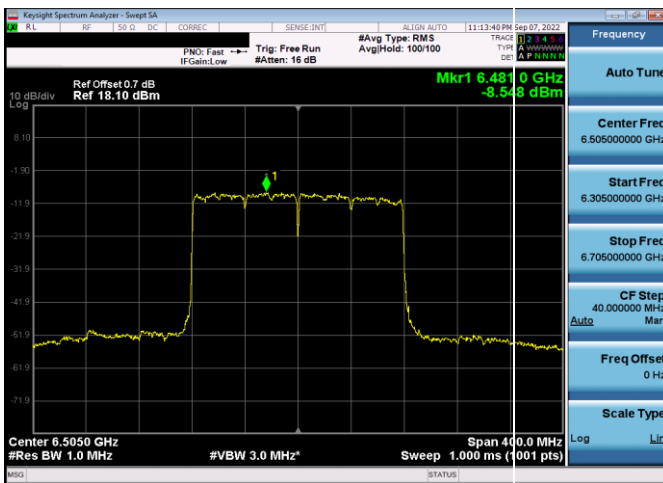
Plot 7-256. Power Spectral Density Plot SDM Antenna 4a (160MHz 802.11ax (UNII Band 6) – Ch. 111, MCS2)



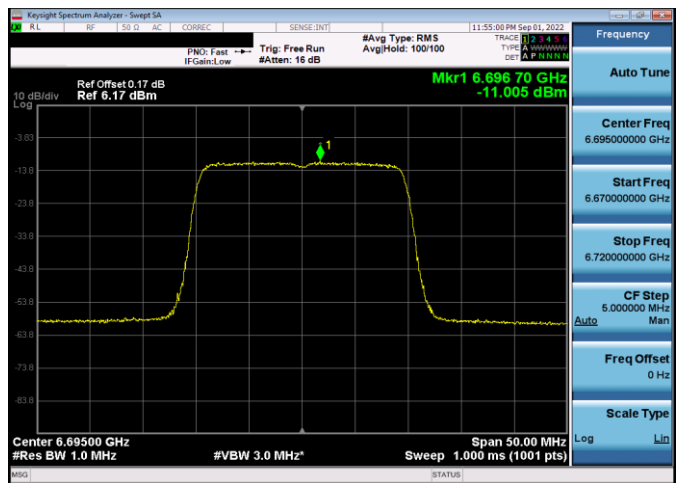
Plot 7-254. Power Spectral Density Plot SDM Antenna 4a (80MHz 802.11ax (UNII Band 6) – Ch. 103, MCS2)



Plot 7-257. Power Spectral Density Plot SDM Antenna 5b (20MHz 802.11ax (UNII Band 7) – Ch. 149, MCS2)



Plot 7-255. Power Spectral Density Plot SDM Antenna 5b (160MHz 802.11ax (UNII Band 6) – Ch. 111, MCS2)



Plot 7-258. Power Spectral Density Plot SDM Antenna 4a (20MHz 802.11ax (UNII Band 7) – Ch. 149, MCS2)

FCC ID: BCGA2435 IC: 579C-A2435		MEASUREMENT REPORT (CERTIFICATION)	Approved by: Technical Manager
Test Report S/N: 1C2205090025-21-R3.BCG	Test Dates: 05/27/2022 - 9/12/2022	EUT Type: Tablet Device	Page 100 of 282