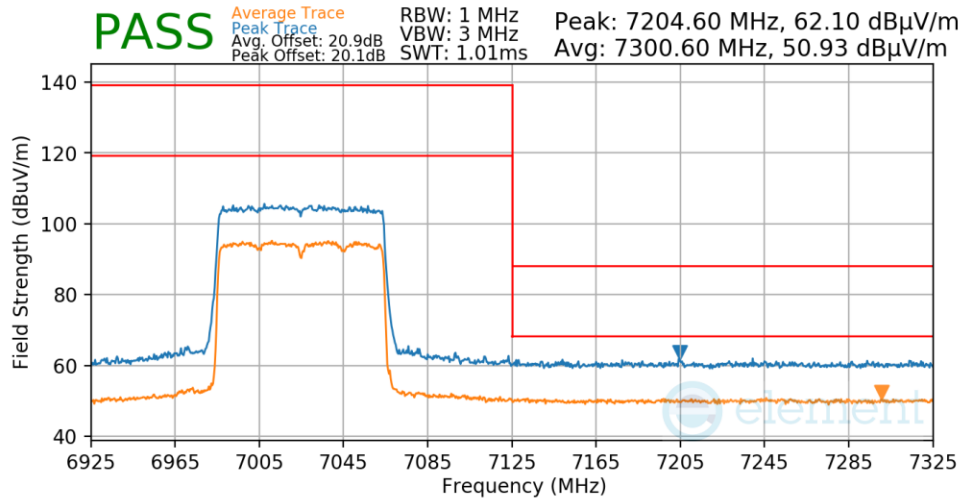
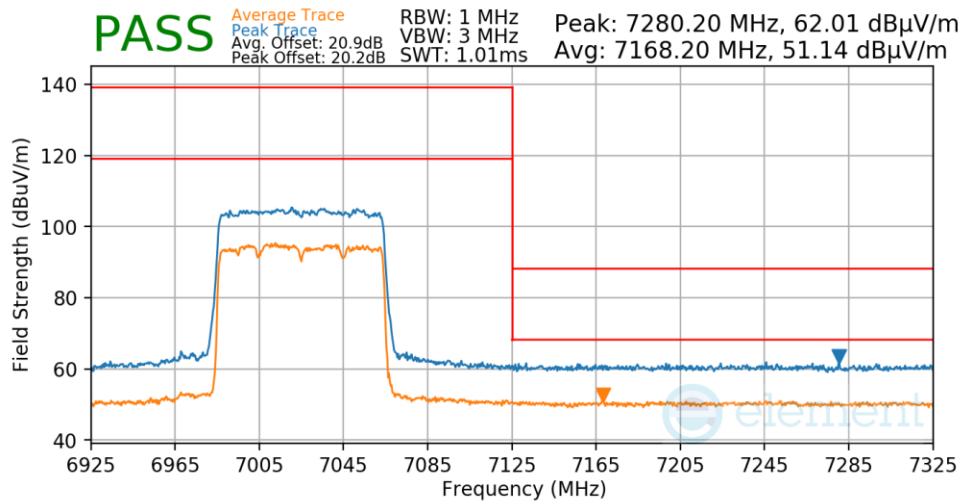


Worst Case Mode: 802.11ax
 Worst Case Transfer Rate: MCS4
 Distance of Measurements: 3 Meters
 Operating Frequency: 7025MHz
 Channel: 215



Plot 7-663. Antenna 5b Radiated Upper Band Edge (Peak & Average – UNII Band 8)

Worst Case Mode: 802.11ax
 Worst Case Transfer Rate: MCS11
 Distance of Measurements: 3 Meters
 Operating Frequency: 7025MHz
 Channel: 215

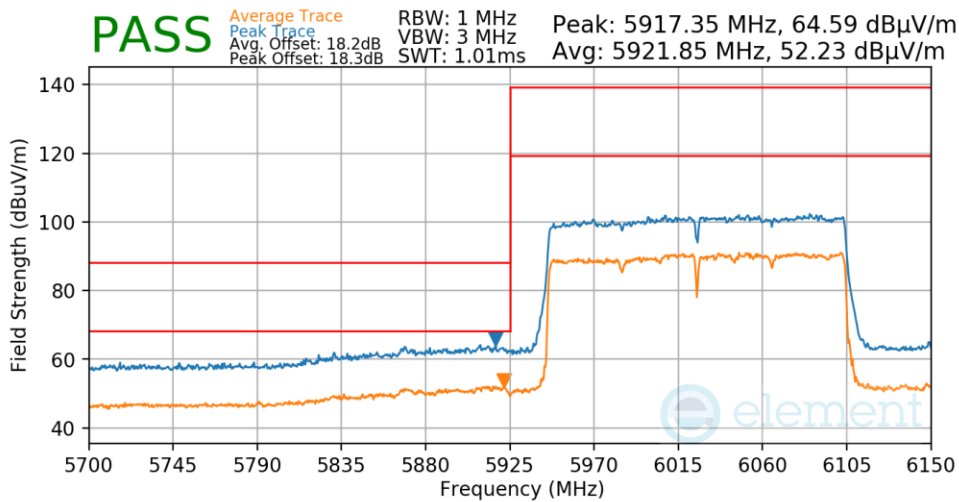


Plot 7-664. Antenna 5b Radiated Upper Band Edge (Peak & Average – UNII Band 8)

FCC ID: BCGA2435 IC: 579C-A2435		MEASUREMENT REPORT (CERTIFICATION)	Approved by: Technical Manager
Test Report S/N: 1C2205090025-21-R2.BCG	Test Dates: 05/27/2022 - 9/12/2022	EUT Type: Tablet Device	Page 237 of 282

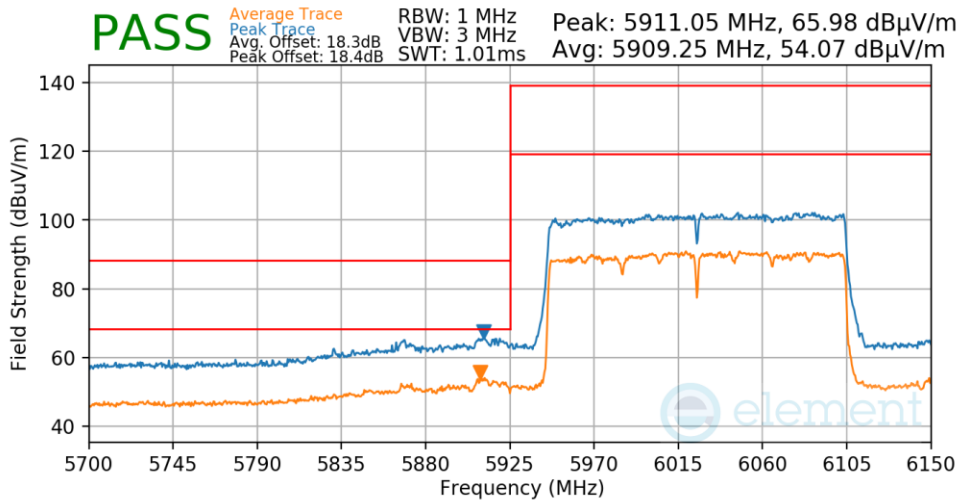
7.7.7 Antenna 5b Radiated Band Edge Measurements (160MHz BW) §15.407(b.1)(b.2) §15.205 §15.209; RSS-Gen [8.9]

Worst Case Mode: 802.11ax
 Worst Case Transfer Rate: MCS2
 Distance of Measurements: 3 Meters
 Operating Frequency: 6025MHz
 Channel: 15



Plot 7-665. Antenna 5b Radiated Lower Band Edge (Peak & Average – UNII Band 5)

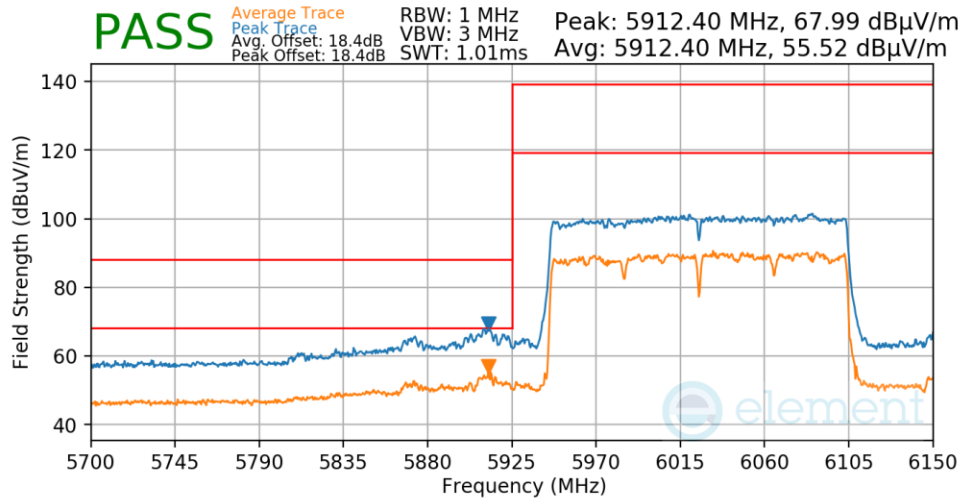
Worst Case Mode: 802.11ax
 Worst Case Transfer Rate: MCS4
 Distance of Measurements: 3 Meters
 Operating Frequency: 6025MHz
 Channel: 15



Plot 7-666. Antenna 5b Radiated Lower Band Edge (Peak & Average – UNII Band 5)

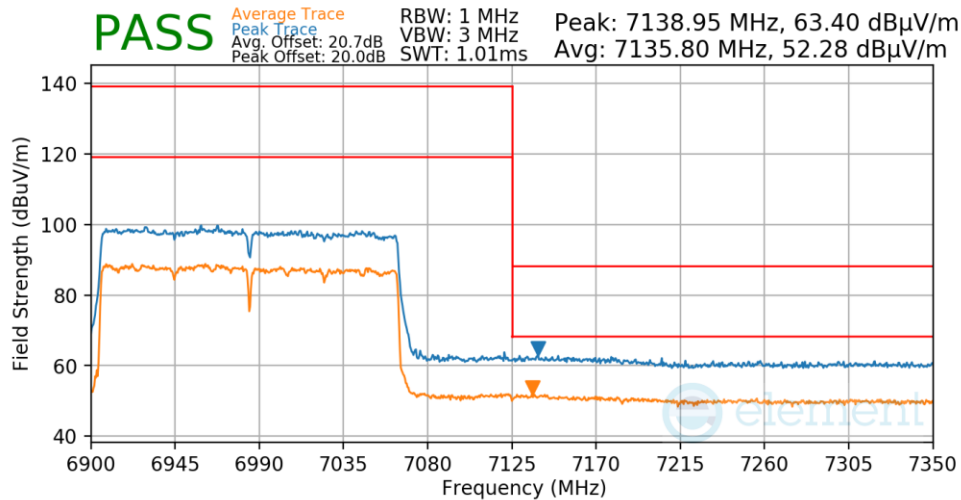
FCC ID: BCGA2435 IC: 579C-A2435		MEASUREMENT REPORT (CERTIFICATION)	Approved by: Technical Manager
Test Report S/N: 1C2205090025-21-R2.BCG	Test Dates: 05/27/2022 - 9/12/2022	EUT Type: Tablet Device	Page 238 of 282

Worst Case Mode: 802.11ax
 Worst Case Transfer Rate: MCS11
 Distance of Measurements: 3 Meters
 Operating Frequency: 6025MHz
 Channel: 15



Plot 7-667. Antenna 5b Radiated Lower Band Edge (Peak & Average – UNII Band 5)

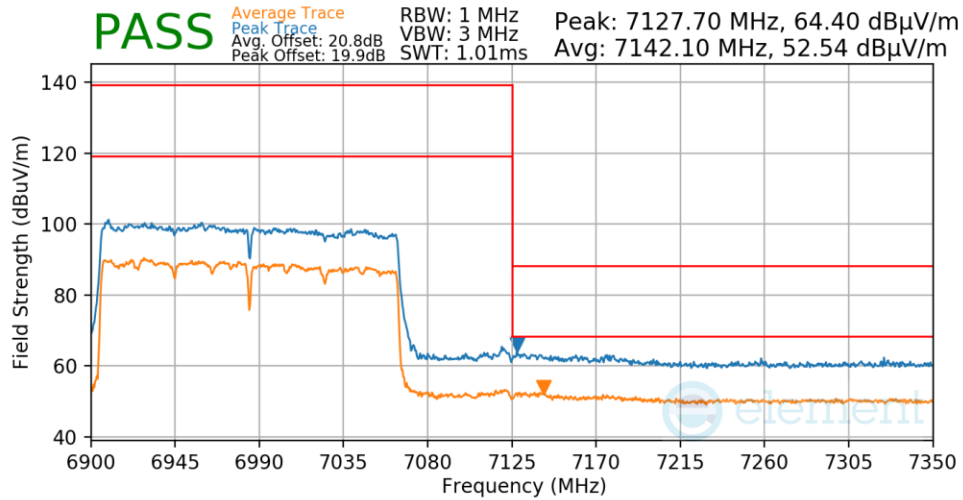
Worst Case Mode: 802.11ax
 Worst Case Transfer Rate: MCS2
 Distance of Measurements: 3 Meters
 Operating Frequency: 6985MHz
 Channel: 207



Plot 7-668. Antenna 5b Radiated Upper Band Edge (Peak & Average – UNII Band 8)

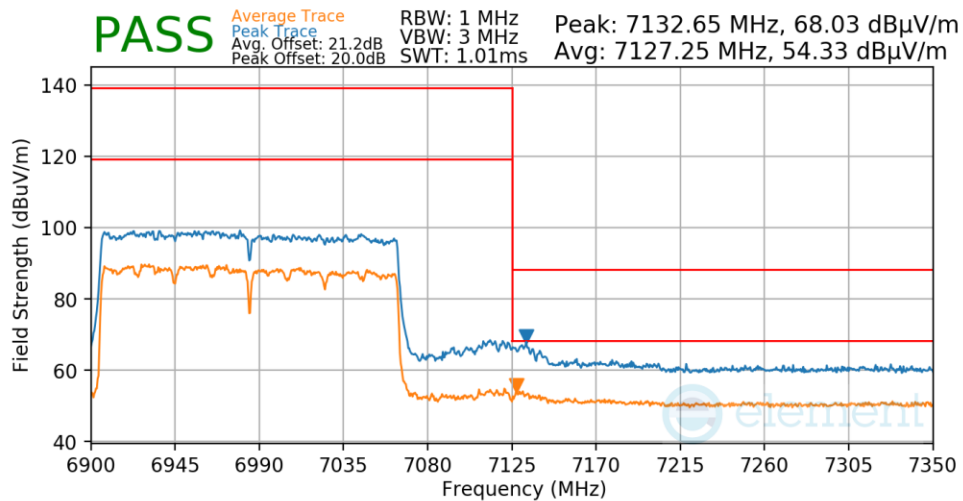
FCC ID: BCGA2435 IC: 579C-A2435		MEASUREMENT REPORT (CERTIFICATION)	Approved by: Technical Manager
Test Report S/N: 1C2205090025-21-R2.BCG	Test Dates: 05/27/2022 - 9/12/2022	EUT Type: Tablet Device	Page 239 of 282

Worst Case Mode: 802.11ax
 Worst Case Transfer Rate: MCS4
 Distance of Measurements: 3 Meters
 Operating Frequency: 6985MHz
 Channel: 207



Plot 7-669. Antenna 5b Radiated Upper Band Edge (Peak & Average – UNII Band 8)

Worst Case Mode: 802.11ax
 Worst Case Transfer Rate: MCS11
 Distance of Measurements: 3 Meters
 Operating Frequency: 6985MHz
 Channel: 207

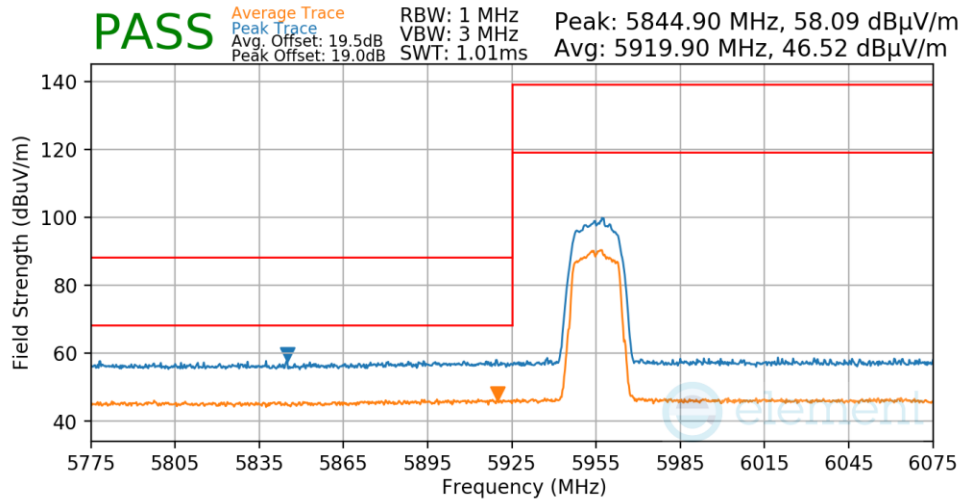


Plot 7-670. Antenna 5b Radiated Upper Band Edge (Peak & Average – UNII Band 8)

FCC ID: BCGA2435 IC: 579C-A2435		MEASUREMENT REPORT (CERTIFICATION)	Approved by: Technical Manager
Test Report S/N: 1C2205090025-21-R2.BCG	Test Dates: 05/27/2022 - 9/12/2022	EUT Type: Tablet Device	Page 240 of 282

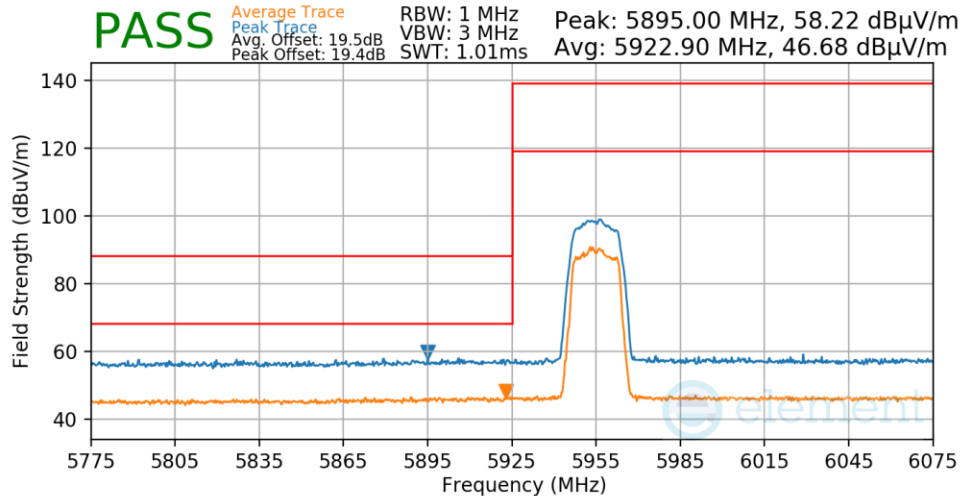
7.7.8 Antenna 4a Radiated Band Edge Measurements (20MHz BW) §15.407(b.1)(b.2) §15.205 §15.209; RSS-Gen [8.9]; RSS-Gen [8.9]

Worst Case Mode: 802.11a
 Worst Case Transfer Rate: 12Mbps
 Distance of Measurements: 3 Meters
 Operating Frequency: 5955MHz
 Channel: 1



Plot 7-671. Antenna 4a Radiated Lower Band Edge (Peak/Average – UNII Band 5)

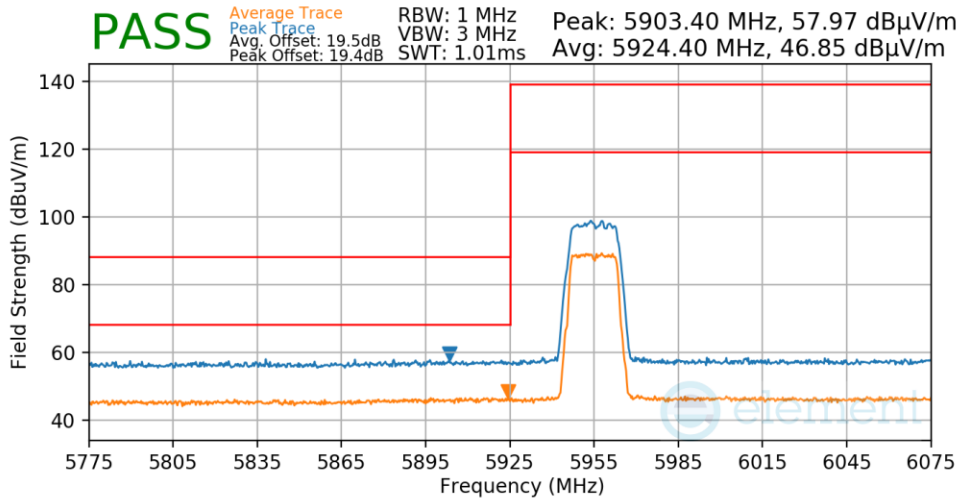
Worst Case Mode: 802.11a
 Worst Case Transfer Rate: 24Mbps
 Distance of Measurements: 3 Meters
 Operating Frequency: 5955MHz
 Channel: 1



Plot 7-672. Antenna 4a Radiated Lower Band Edge (Peak/Average – UNII Band 5)

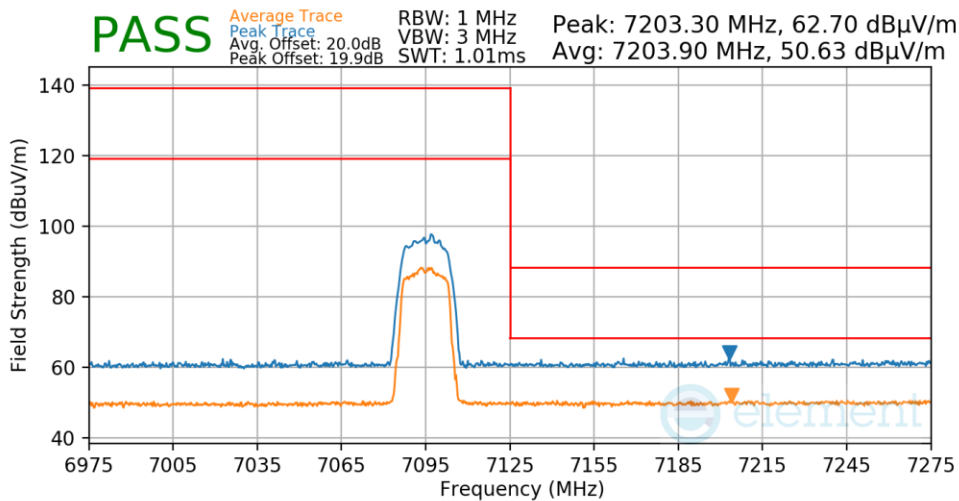
FCC ID: BCGA2435 IC: 579C-A2435		MEASUREMENT REPORT (CERTIFICATION)	Approved by: Technical Manager
Test Report S/N: 1C2205090025-21-R2.BCG	Test Dates: 05/27/2022 - 9/12/2022	EUT Type: Tablet Device	Page 241 of 282

Worst Case Mode: 802.11a
 Worst Case Transfer Rate: 54Mbps
 Distance of Measurements: 3 Meters
 Operating Frequency: 5955MHz
 Channel: 1



Plot 7-673. Antenna 4a Radiated Lower Band Edge (Peak/Average – UNII Band 5)

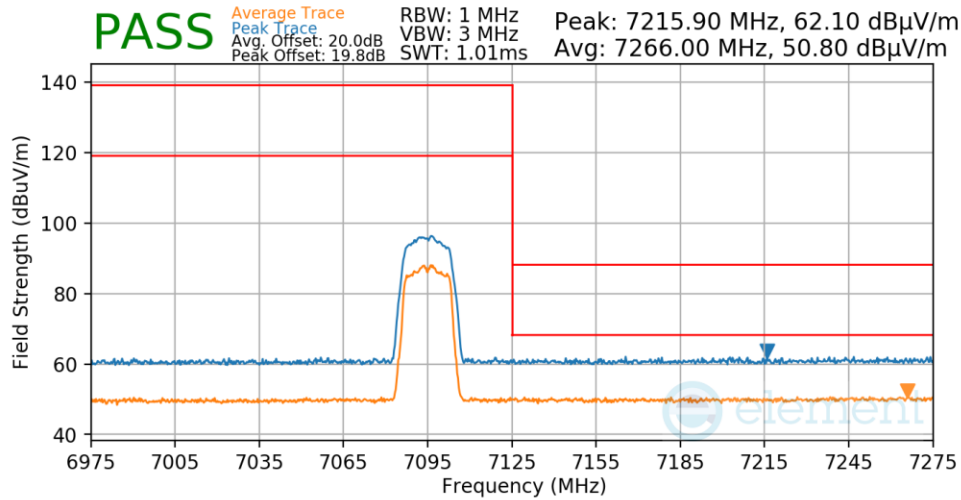
Worst Case Mode: 802.11a
 Worst Case Transfer Rate: 12Mbps
 Distance of Measurements: 3 Meters
 Operating Frequency: 7095MHz
 Channel: 229



Plot 7-674. Antenna 4a Radiated Upper Band Edge (Peak/Average – UNII Band 8)

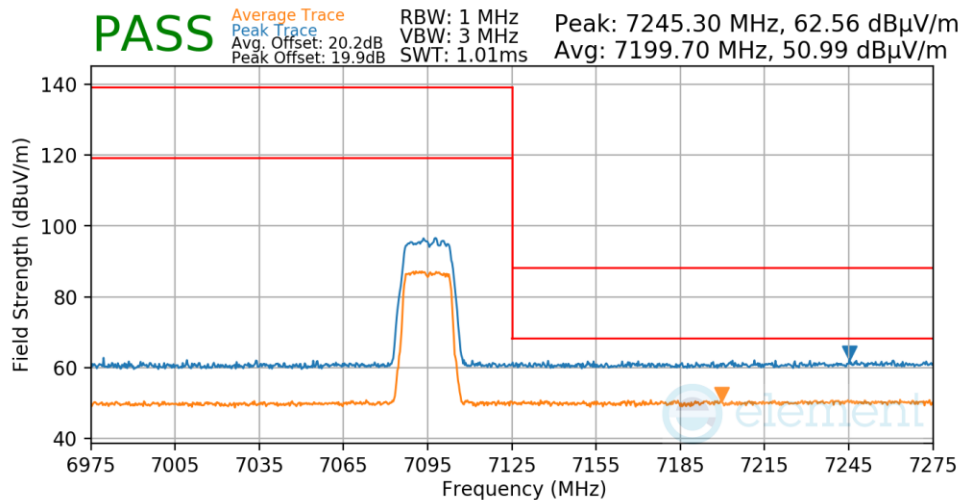
FCC ID: BCGA2435 IC: 579C-A2435		MEASUREMENT REPORT (CERTIFICATION)	Approved by: Technical Manager
Test Report S/N: 1C2205090025-21-R2.BCG	Test Dates: 05/27/2022 - 9/12/2022	EUT Type: Tablet Device	Page 242 of 282

Worst Case Mode: 802.11a
 Worst Case Transfer Rate: 24Mbps
 Distance of Measurements: 3 Meters
 Operating Frequency: 7095MHz
 Channel: 229



Plot 7-675. Antenna 4a Radiated Upper Band Edge (Peak/Average – UNII Band 8)

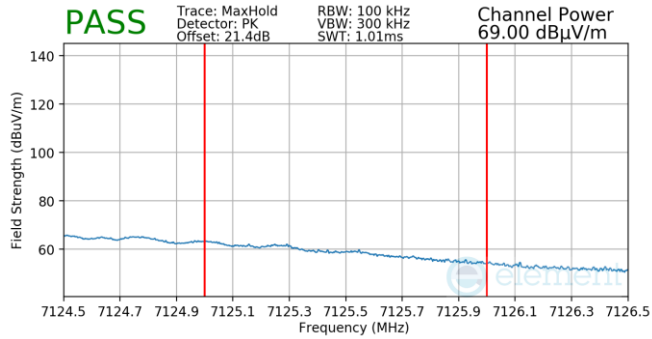
Worst Case Mode: 802.11a
 Worst Case Transfer Rate: 54Mbps
 Distance of Measurements: 3 Meters
 Operating Frequency: 7095MHz
 Channel: 229



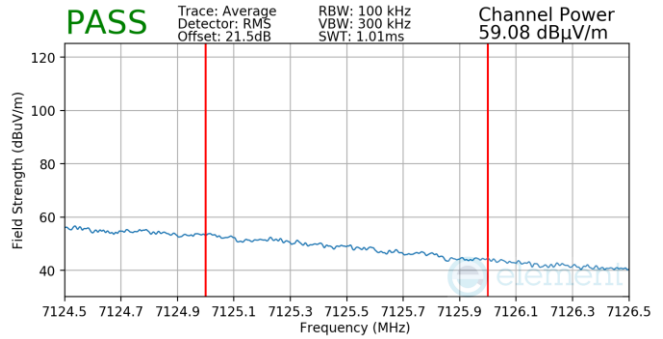
Plot 7-676. Antenna 4a Radiated Upper Band Edge (Peak/Average – UNII Band 8)

FCC ID: BCGA2435 IC: 579C-A2435		MEASUREMENT REPORT (CERTIFICATION)	Approved by: Technical Manager
Test Report S/N: 1C2205090025-21-R2.BCG	Test Dates: 05/27/2022 - 9/12/2022	EUT Type: Tablet Device	Page 243 of 282

Worst Case Mode: 802.11a
 Worst Case Transfer Rate: 12Mbps
 Distance of Measurements: 3 Meters
 Operating Frequency: 7115MHz
 Channel: 233

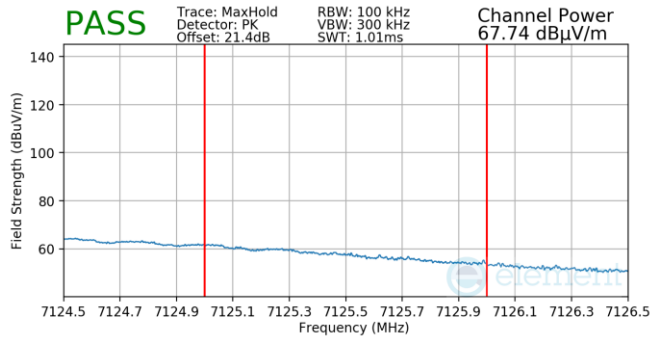


Plot 7-677. Antenna 4a Radiated Upper Band Edge (Peak – UNII Band 8)

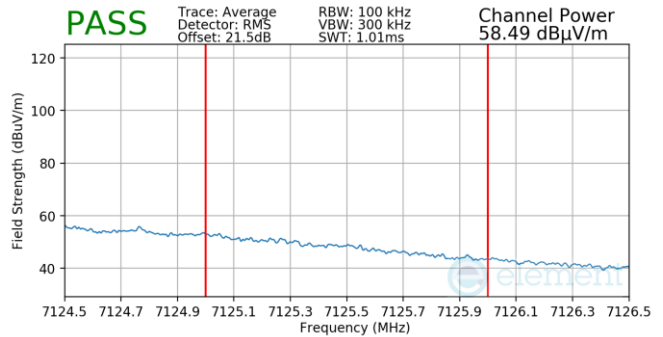


Plot 7-678. Antenna 4a Radiated Upper Band Edge (Average – UNII Band 8)

Worst Case Mode: 802.11a
 Worst Case Transfer Rate: 24Mbps
 Distance of Measurements: 3 Meters
 Operating Frequency: 7115MHz
 Channel: 233



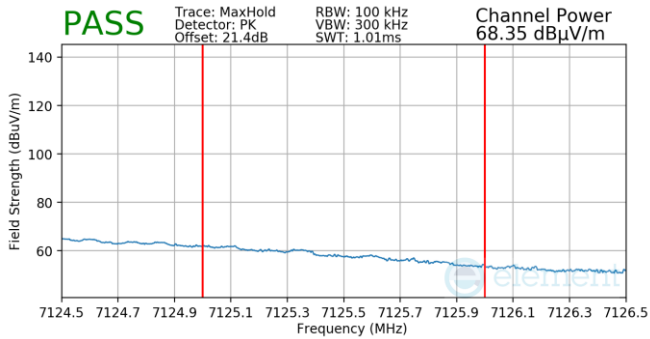
Plot 7-679. Antenna 4a Radiated Upper Band Edge (Peak – UNII Band 8)



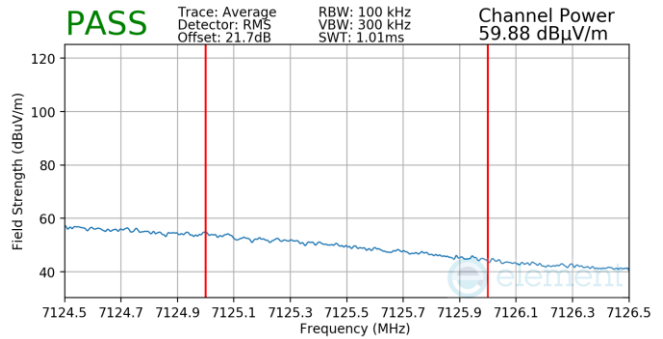
Plot 7-680. Antenna 4a Radiated Upper Band Edge (Average – UNII Band 8)

FCC ID: BCGA2435 IC: 579C-A2435		MEASUREMENT REPORT (CERTIFICATION)	Approved by: Technical Manager
Test Report S/N: 1C2205090025-21-R2.BCG	Test Dates: 05/27/2022 - 9/12/2022	EUT Type: Tablet Device	Page 244 of 282

Worst Case Mode: 802.11a
 Worst Case Transfer Rate: 54Mbps
 Distance of Measurements: 3 Meters
 Operating Frequency: 7115MHz
 Channel: 233



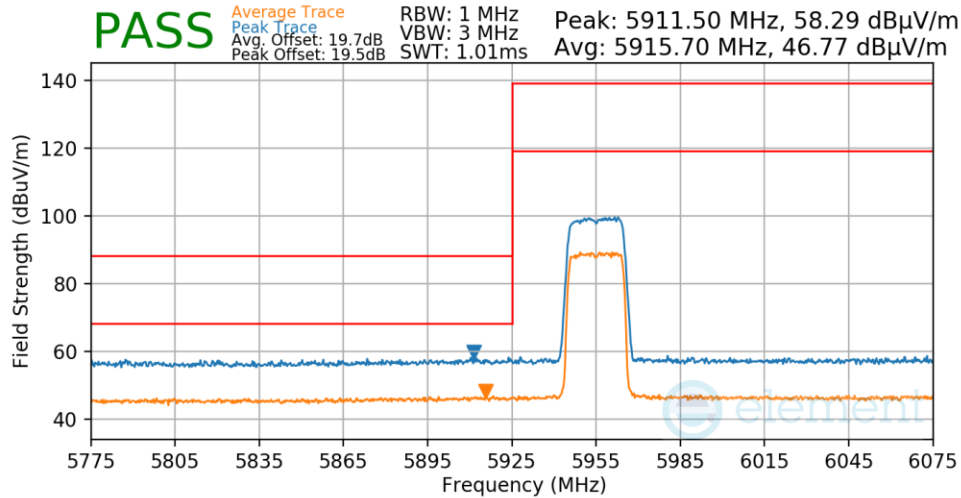
Plot 7-681. Antenna 4a Radiated Upper Band Edge (Peak – UNII Band 8)



Plot 7-682. Antenna 4a Radiated Upper Band Edge (Average – UNII Band 8)

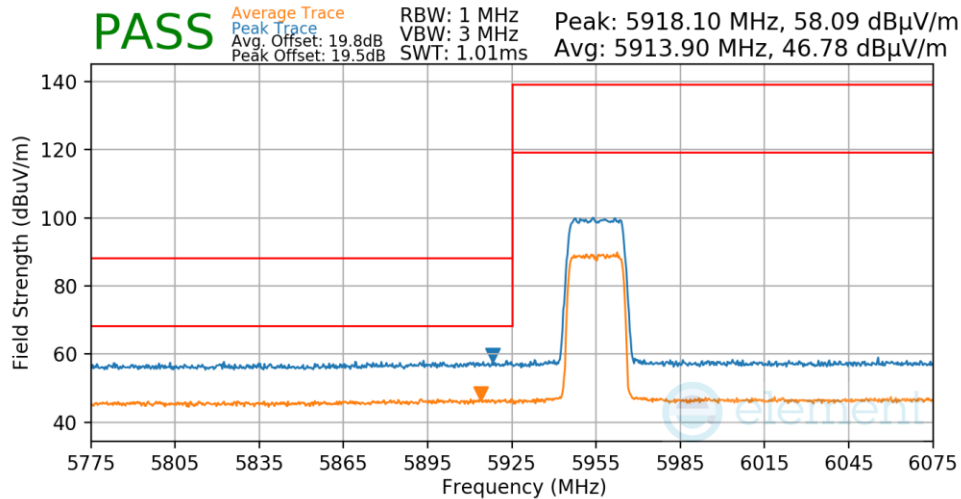
FCC ID: BCGA2435 IC: 579C-A2435	 MEASUREMENT REPORT (CERTIFICATION)	Approved by: Technical Manager
Test Report S/N: 1C2205090025-21-R2.BCG	Test Dates: 05/27/2022 - 9/12/2022	EUT Type: Tablet Device
		Page 245 of 282

Worst Case Mode: 802.11ax
 Worst Case Transfer Rate: MCS2
 Distance of Measurements: 3 Meters
 Operating Frequency: 5955MHz
 Channel: 1



Plot 7-683. Antenna 4a Radiated Lower Band Edge (Peak/Average – UNII Band 5)

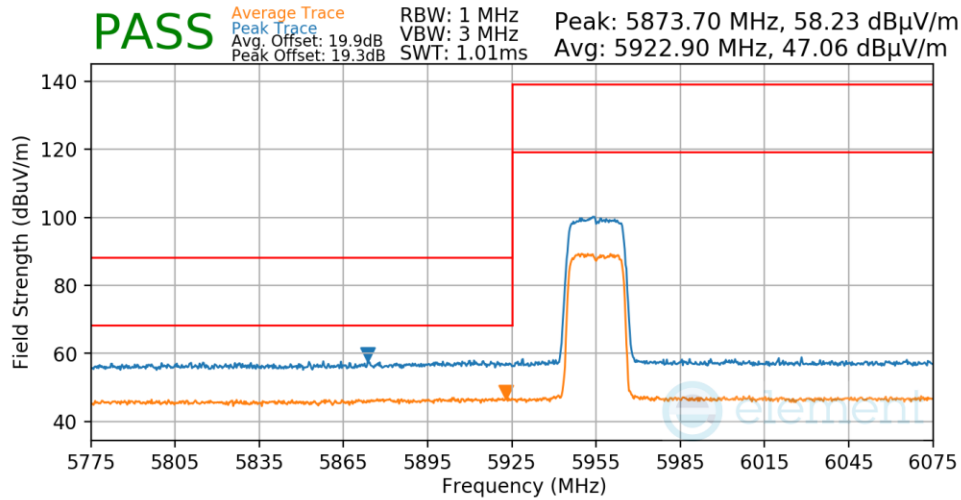
Worst Case Mode: 802.11ax
 Worst Case Transfer Rate: MCS4
 Distance of Measurements: 3 Meters
 Operating Frequency: 5955MHz
 Channel: 1



Plot 7-684. Antenna 4a Radiated Lower Band Edge (Peak/Average – UNII Band 5)

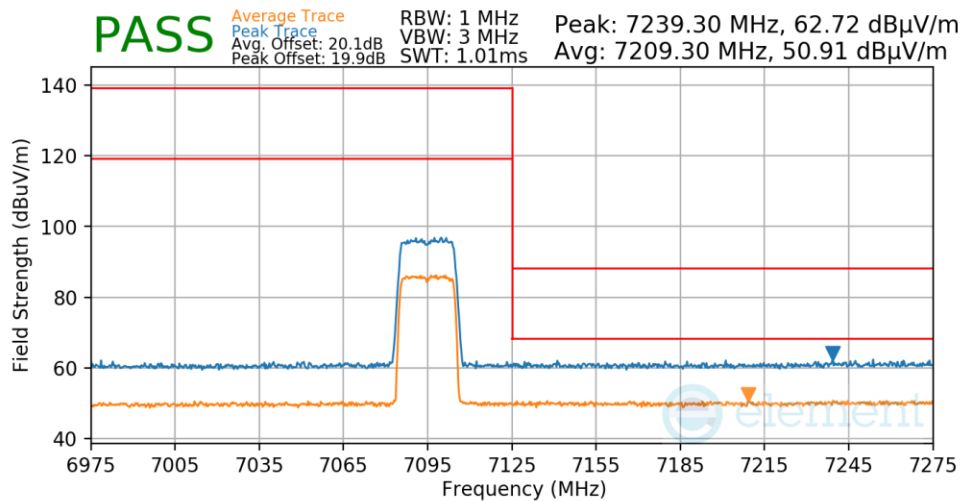
FCC ID: BCGA2435 IC: 579C-A2435		MEASUREMENT REPORT (CERTIFICATION)	Approved by: Technical Manager
Test Report S/N: 1C2205090025-21-R2.BCG	Test Dates: 05/27/2022 - 9/12/2022	EUT Type: Tablet Device	Page 246 of 282

Worst Case Mode: 802.11ax
 Worst Case Transfer Rate: MCS11
 Distance of Measurements: 3 Meters
 Operating Frequency: 5955MHz
 Channel: 1



Plot 7-685. Antenna 4a Radiated Lower Band Edge (Peak/Average – UNII Band 5)

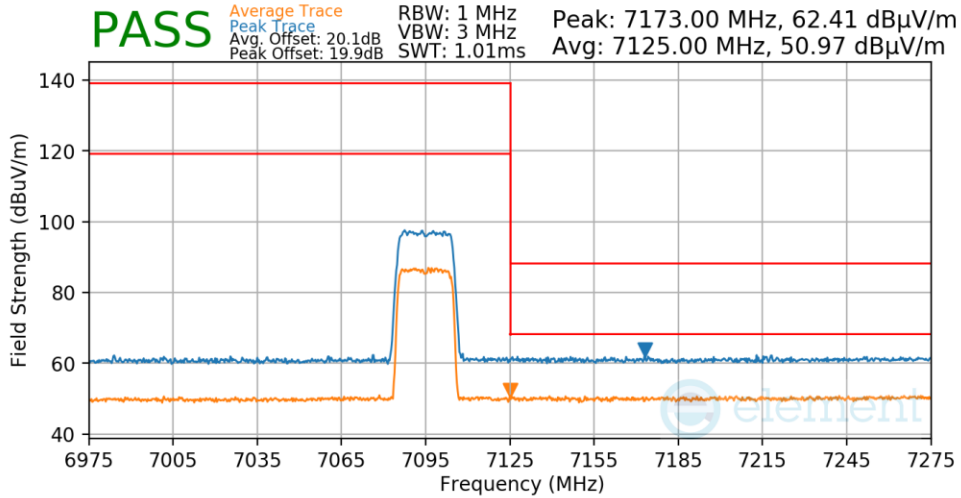
Worst Case Mode: 802.11ax
 Worst Case Transfer Rate: MCS2
 Distance of Measurements: 3 Meters
 Operating Frequency: 7095MHz
 Channel: 229



Plot 7-686. Antenna 4a Radiated Upper Band Edge (Peak/Average – UNII Band 8)

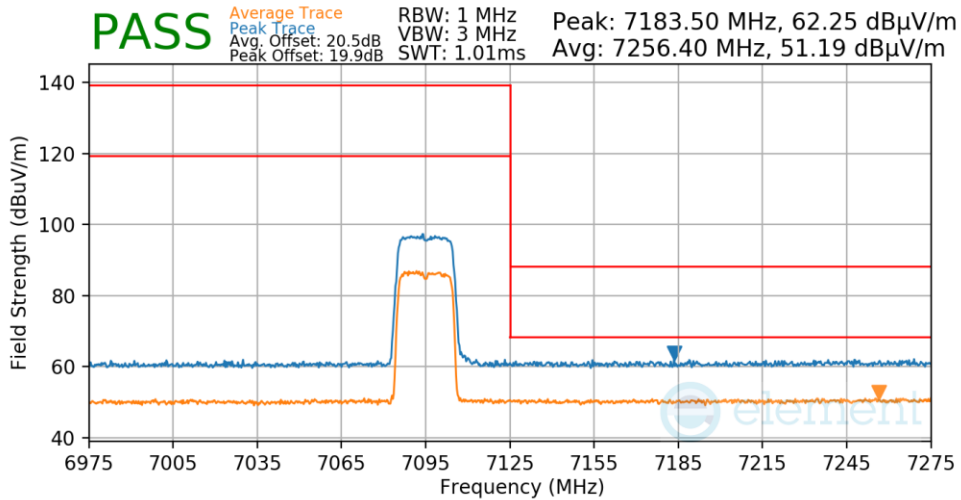
FCC ID: BCGA2435 IC: 579C-A2435		MEASUREMENT REPORT (CERTIFICATION)	Approved by: Technical Manager
Test Report S/N: 1C2205090025-21-R2.BCG	Test Dates: 05/27/2022 - 9/12/2022	EUT Type: Tablet Device	Page 247 of 282

Worst Case Mode: 802.11ax
 Worst Case Transfer Rate: MCS4
 Distance of Measurements: 3 Meters
 Operating Frequency: 7095MHz
 Channel: 229



Plot 7-687. Antenna 4a Radiated Upper Band Edge (Peak/Average – UNII Band 8)

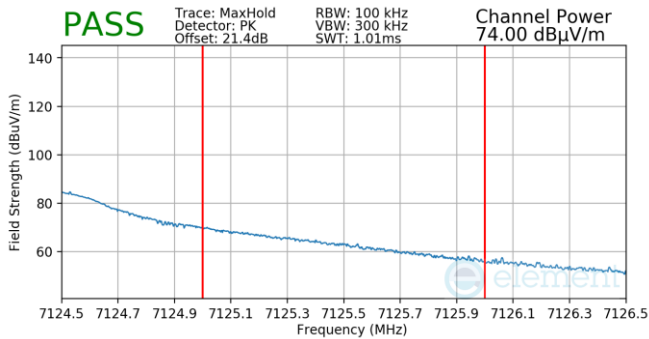
Worst Case Mode: 802.11ax
 Worst Case Transfer Rate: MCS11
 Distance of Measurements: 3 Meters
 Operating Frequency: 7095MHz
 Channel: 229



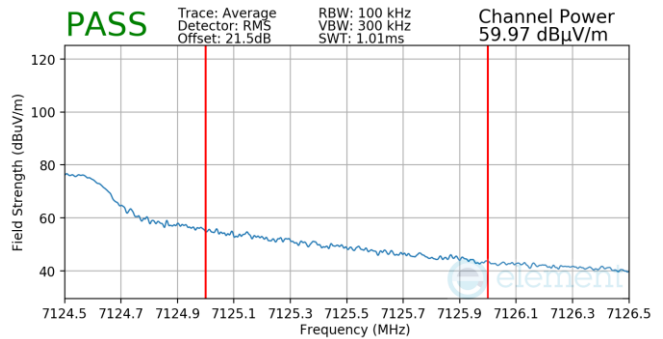
Plot 7-688. Antenna 4a Radiated Upper Band Edge (Peak/Average – UNII Band 8)

FCC ID: BCGA2435 IC: 579C-A2435		MEASUREMENT REPORT (CERTIFICATION)	Approved by: Technical Manager
Test Report S/N: 1C2205090025-21-R2.BCG	Test Dates: 05/27/2022 - 9/12/2022	EUT Type: Tablet Device	Page 248 of 282

Worst Case Mode: 802.11ax
 Worst Case Transfer Rate: MCS2
 Distance of Measurements: 3 Meters
 Operating Frequency: 7115MHz
 Channel: 233

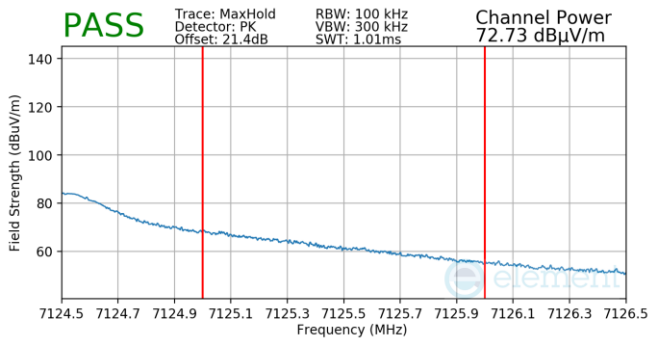


Plot 7-689. Antenna 4a Radiated Upper Band Edge (Peak – UNII Band 8)

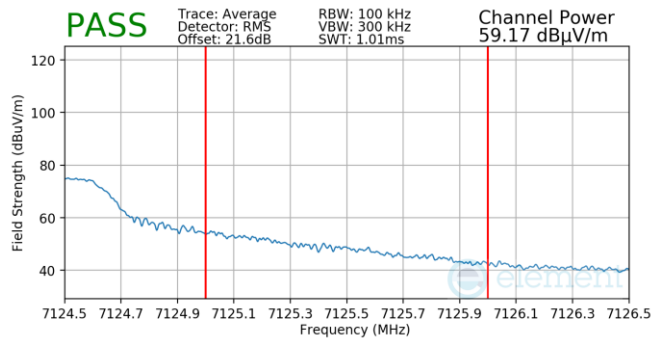


Plot 7-690. Antenna 4a Radiated Upper Band Edge (Average – UNII Band 8)

Worst Case Mode: 802.11ax
 Worst Case Transfer Rate: MCS4
 Distance of Measurements: 3 Meters
 Operating Frequency: 7115MHz
 Channel: 233



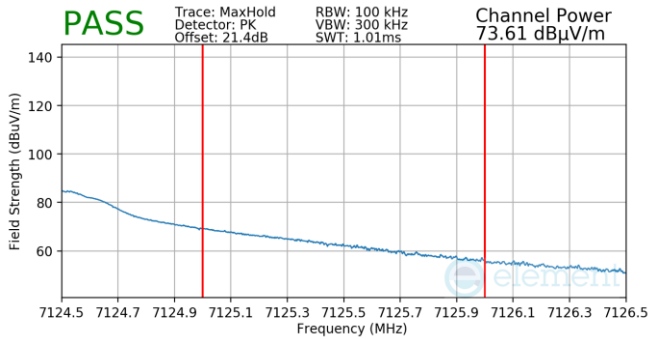
Plot 7-691. Antenna 4a Radiated Upper Band Edge (Peak – UNII Band 8)



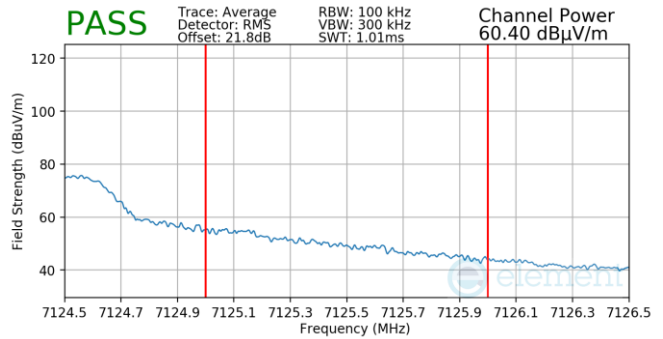
Plot 7-692. Antenna 4a Radiated Upper Band Edge (Average – UNII Band 8)

FCC ID: BCGA2435 IC: 579C-A2435		MEASUREMENT REPORT (CERTIFICATION)	Approved by: Technical Manager
Test Report S/N: 1C2205090025-21-R2.BCG	Test Dates: 05/27/2022 - 9/12/2022	EUT Type: Tablet Device	Page 249 of 282

Worst Case Mode: 802.11ax
 Worst Case Transfer Rate: MCS11
 Distance of Measurements: 3 Meters
 Operating Frequency: 7115MHz
 Channel: 233



Plot 7-693. Antenna 4a Radiated Upper Band Edge (Peak – UNII Band 8)

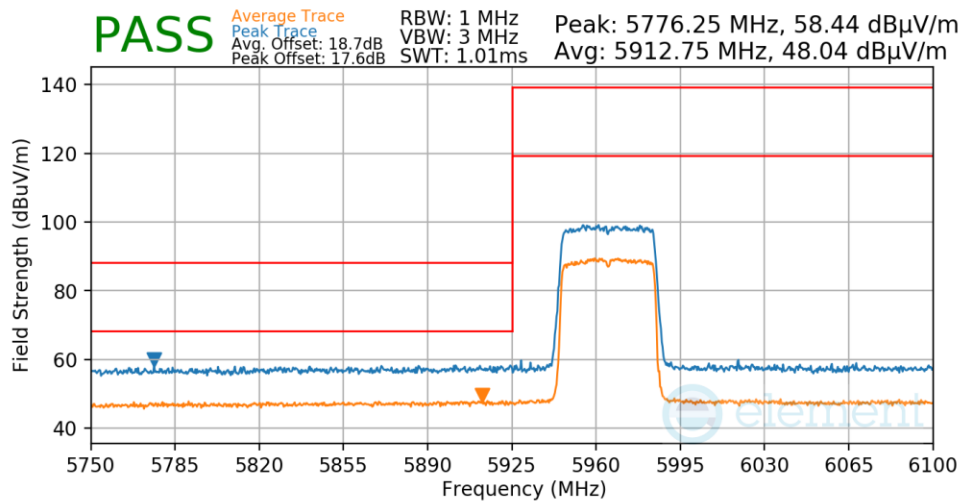


Plot 7-694. Antenna 4a Radiated Upper Band Edge (Average – UNII Band 8)

FCC ID: BCGA2435 IC: 579C-A2435		MEASUREMENT REPORT (CERTIFICATION)	Approved by: Technical Manager
Test Report S/N: 1C2205090025-21-R2.BCG	Test Dates: 05/27/2022 - 9/12/2022	EUT Type: Tablet Device	Page 250 of 282

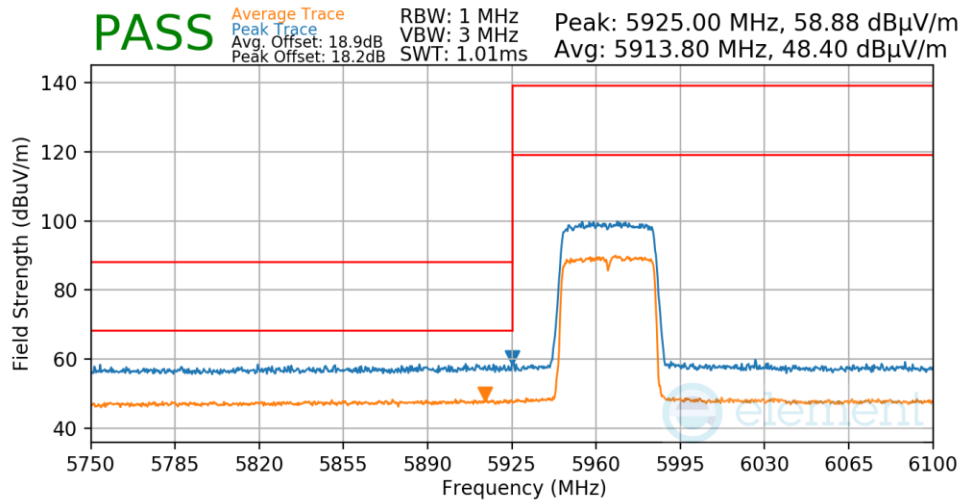
7.7.9 Antenna 4a Radiated Band Edge Measurements (40MHz BW) §15.407(b.1)(b.2) §15.205 §15.209; RSS-Gen [8.9]

Worst Case Mode: 802.11ax
 Worst Case Transfer Rate: MCS2
 Distance of Measurements: 3 Meters
 Operating Frequency: 5965MHz
 Channel: 3



Plot 7-695. Antenna 4a Radiated Lower Band Edge (Peak & Average – UNII Band 5)

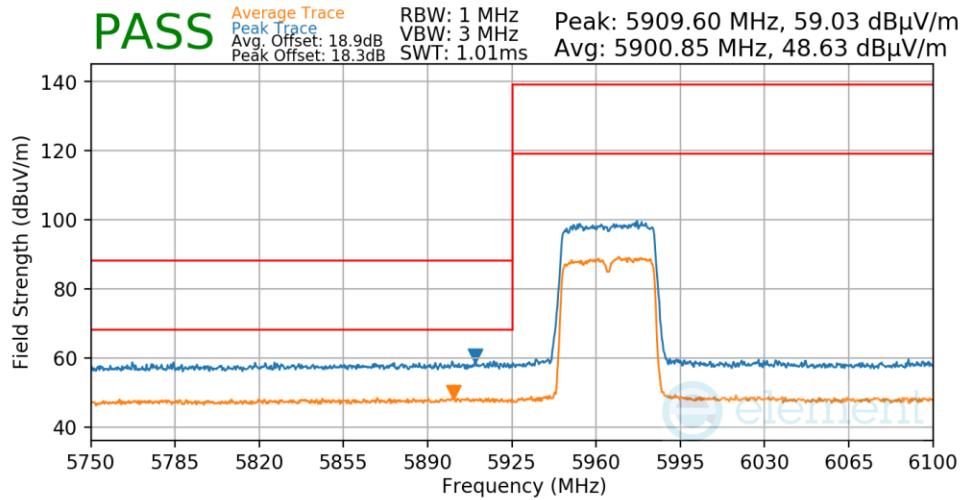
Worst Case Mode: 802.11ax
 Worst Case Transfer Rate: MCS4
 Distance of Measurements: 3 Meters
 Operating Frequency: 5965MHz
 Channel: 3



Plot 7-696. Antenna 4a Radiated Lower Band Edge (Peak & Average – UNII Band 5)

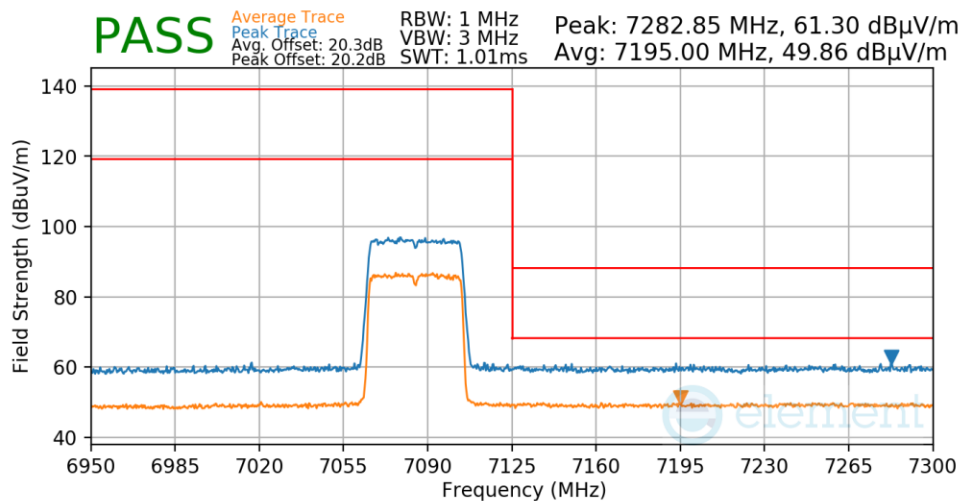
FCC ID: BCGA2435 IC: 579C-A2435		MEASUREMENT REPORT (CERTIFICATION)	Approved by: Technical Manager
Test Report S/N: 1C2205090025-21-R2.BCG	Test Dates: 05/27/2022 - 9/12/2022	EUT Type: Tablet Device	Page 251 of 282

Worst Case Mode: 802.11ax
 Worst Case Transfer Rate: MCS11
 Distance of Measurements: 3 Meters
 Operating Frequency: 5965MHz
 Channel: 3



Plot 7-697. Antenna 4a Radiated Lower Band Edge (Peak & Average – UNII Band 5)

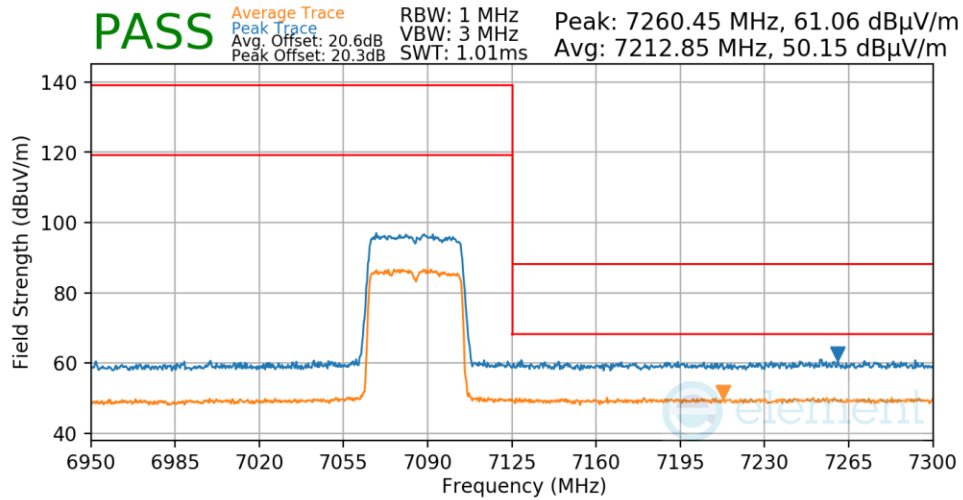
Worst Case Mode: 802.11ax
 Worst Case Transfer Rate: MCS2
 Distance of Measurements: 3 Meters
 Operating Frequency: 7085MHz
 Channel: 227



Plot 7-698. Antenna 4a Radiated Upper Band Edge (Peak & Average – UNII Band 8)

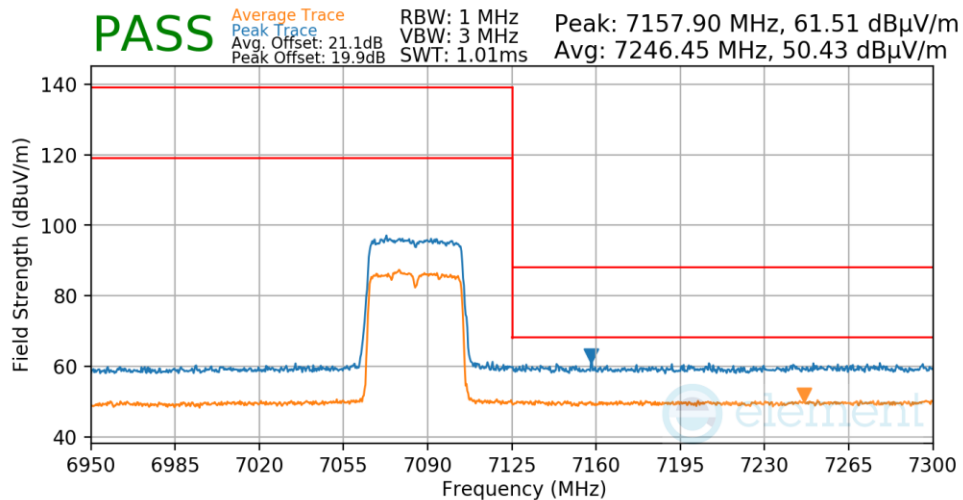
FCC ID: BCGA2435 IC: 579C-A2435		MEASUREMENT REPORT (CERTIFICATION)	Approved by: Technical Manager
Test Report S/N: 1C2205090025-21-R2.BCG	Test Dates: 05/27/2022 - 9/12/2022	EUT Type: Tablet Device	Page 252 of 282

Worst Case Mode: 802.11ax
 Worst Case Transfer Rate: MCS4
 Distance of Measurements: 3 Meters
 Operating Frequency: 7085MHz
 Channel: 227



Plot 7-699. Antenna 4a Radiated Upper Band Edge (Peak & Average – UNII Band 8)

Worst Case Mode: 802.11ax
 Worst Case Transfer Rate: MCS11
 Distance of Measurements: 3 Meters
 Operating Frequency: 7085MHz
 Channel: 227

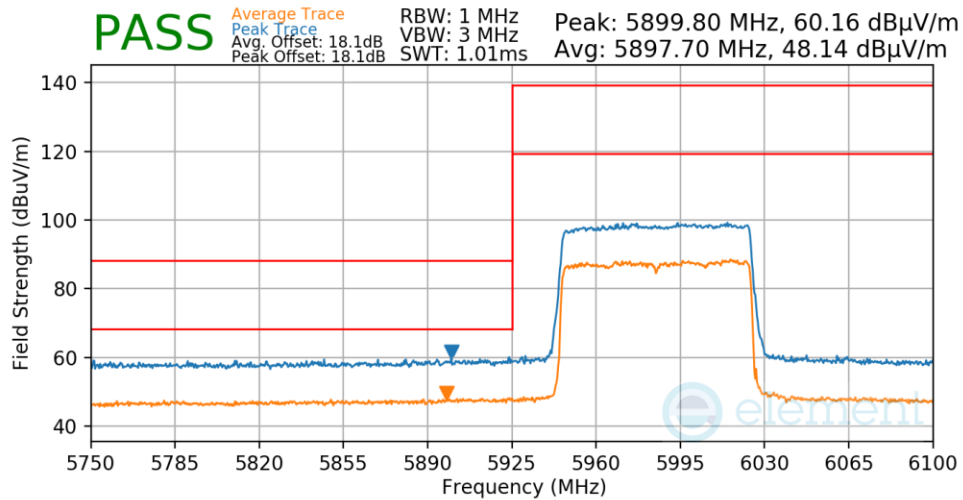


Plot 7-700. Antenna 4a Radiated Upper Band Edge (Peak & Average – UNII Band 8)

FCC ID: BCGA2435 IC: 579C-A2435		MEASUREMENT REPORT (CERTIFICATION)	Approved by: Technical Manager
Test Report S/N: 1C2205090025-21-R2-BCG	Test Dates: 05/27/2022 - 9/12/2022	EUT Type: Tablet Device	Page 253 of 282

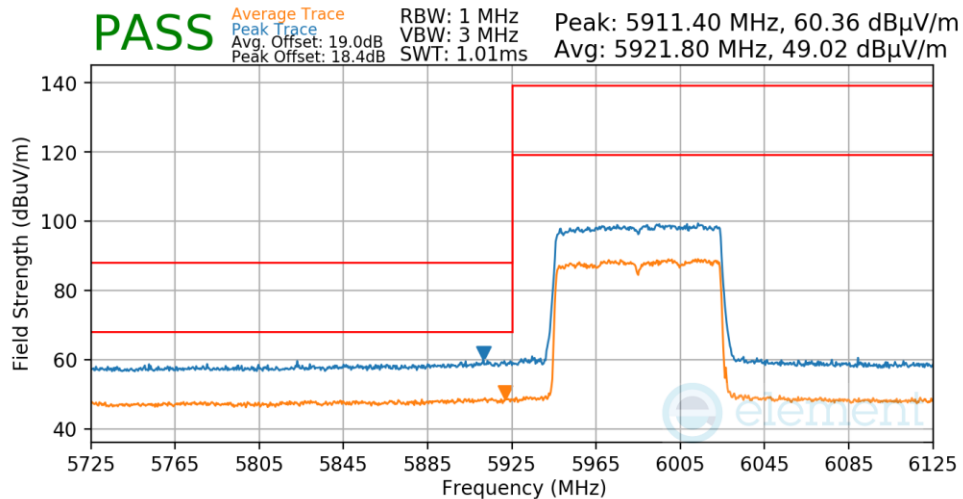
7.7.10 Antenna 4a Radiated Band Edge Measurements (80MHz BW) §15.407(b.1)(b.2) §15.205 §15.209; RSS-Gen [8.9]

Worst Case Mode: 802.11ax
 Worst Case Transfer Rate: MCS2
 Distance of Measurements: 3 Meters
 Operating Frequency: 5985MHz
 Channel: 7



Plot 7-701. Antenna 4a Radiated Lower Band Edge (Peak & Average – UNII Band 5)

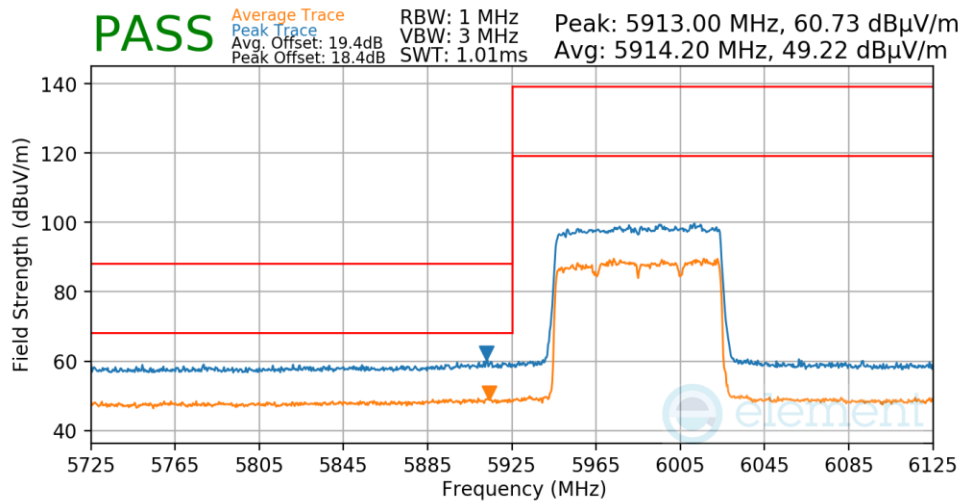
Worst Case Mode: 802.11ax
 Worst Case Transfer Rate: MCS4
 Distance of Measurements: 3 Meters
 Operating Frequency: 5985MHz
 Channel: 7



Plot 7-702. Antenna 4a Radiated Lower Band Edge (Peak & Average – UNII Band 5)

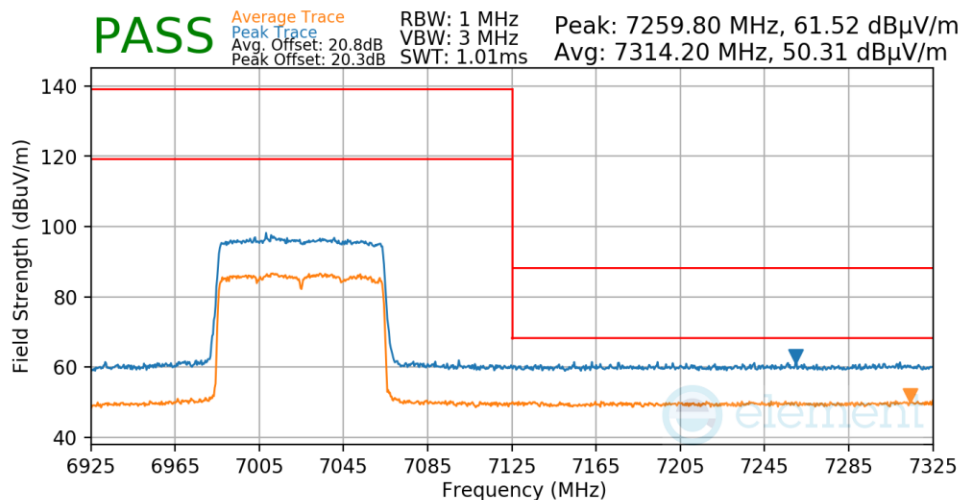
FCC ID: BCGA2435 IC: 579C-A2435		MEASUREMENT REPORT (CERTIFICATION)	Approved by: Technical Manager
Test Report S/N: 1C2205090025-21-R2.BCG	Test Dates: 05/27/2022 - 9/12/2022	EUT Type: Tablet Device	Page 254 of 282

Worst Case Mode: 802.11ax
 Worst Case Transfer Rate: MCS11
 Distance of Measurements: 3 Meters
 Operating Frequency: 5985MHz
 Channel: 7



Plot 7-703. Antenna 4a Radiated Lower Band Edge (Peak & Average – UNII Band 5)

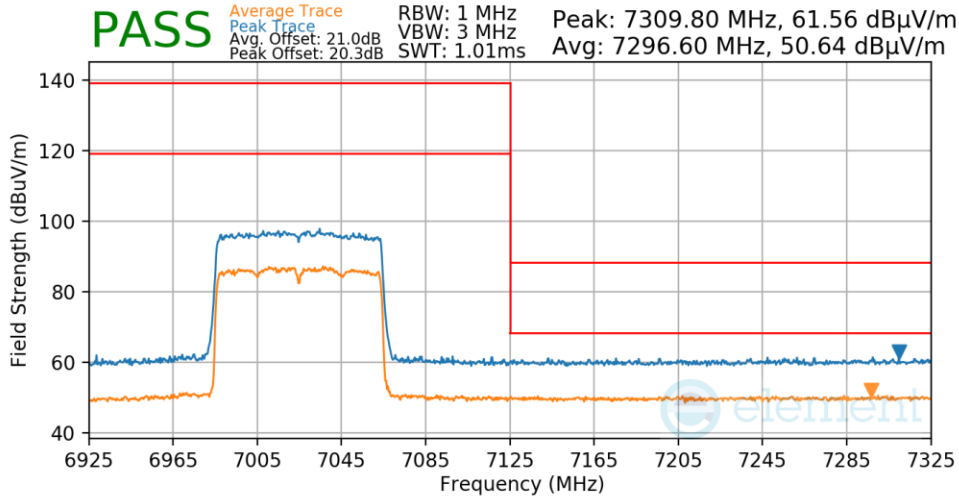
Worst Case Mode: 802.11ax
 Worst Case Transfer Rate: MCS2
 Distance of Measurements: 3 Meters
 Operating Frequency: 7025MHz
 Channel: 215



Plot 7-704. Antenna 4a Radiated Upper Band Edge (Peak & Average – UNII Band 8)

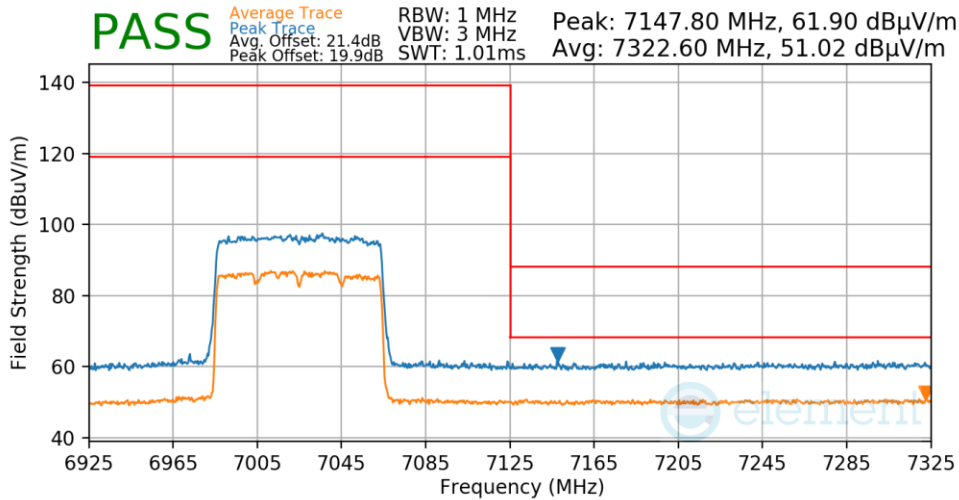
FCC ID: BCGA2435 IC: 579C-A2435		MEASUREMENT REPORT (CERTIFICATION)	Approved by: Technical Manager
Test Report S/N: 1C2205090025-21-R2.BCG	Test Dates: 05/27/2022 - 9/12/2022	EUT Type: Tablet Device	Page 255 of 282

Worst Case Mode: 802.11ax
 Worst Case Transfer Rate: MCS4
 Distance of Measurements: 3 Meters
 Operating Frequency: 7025MHz
 Channel: 215



Plot 7-705. Antenna 4a Radiated Upper Band Edge (Peak & Average – UNII Band 8)

Worst Case Mode: 802.11ax
 Worst Case Transfer Rate: MCS11
 Distance of Measurements: 3 Meters
 Operating Frequency: 7025MHz
 Channel: 215

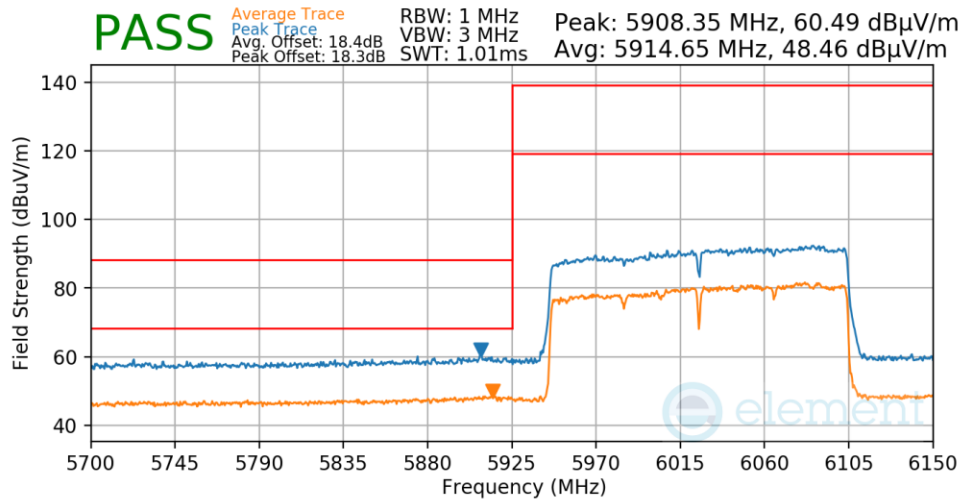


Plot 7-706. Antenna 4a Radiated Upper Band Edge (Peak & Average – UNII Band 8)

FCC ID: BCGA2435 IC: 579C-A2435		MEASUREMENT REPORT (CERTIFICATION)	Approved by: Technical Manager
Test Report S/N: 1C2205090025-21-R2.BCG	Test Dates: 05/27/2022 - 9/12/2022	EUT Type: Tablet Device	Page 256 of 282

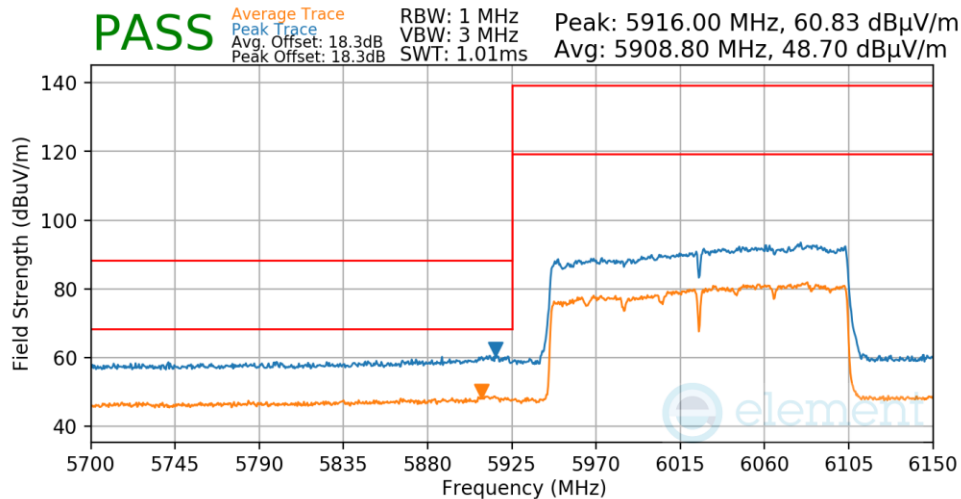
7.7.11 Antenna 4a Radiated Band Edge Measurements (160MHz BW) §15.407(b.1)(b.2) §15.205 §15.209; RSS-Gen [8.9]

Worst Case Mode: 802.11ax
 Worst Case Transfer Rate: MCS2
 Distance of Measurements: 3 Meters
 Operating Frequency: 6025MHz
 Channel: 15



Plot 7-707. Antenna 4a Radiated Lower Band Edge (Peak & Average – UNII Band 5)

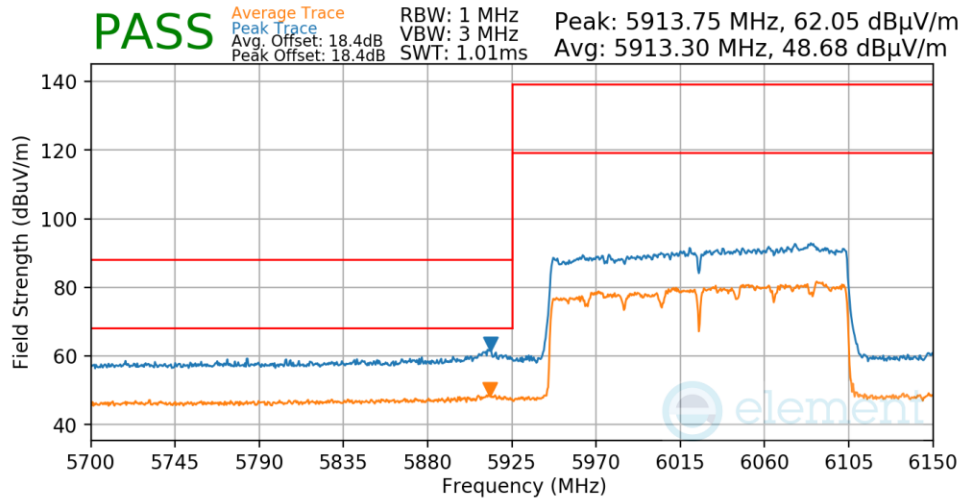
Worst Case Mode: 802.11ax
 Worst Case Transfer Rate: MCS4
 Distance of Measurements: 3 Meters
 Operating Frequency: 6025MHz
 Channel: 15



Plot 7-708. Antenna 4a Radiated Lower Band Edge (Peak & Average – UNII Band 5)

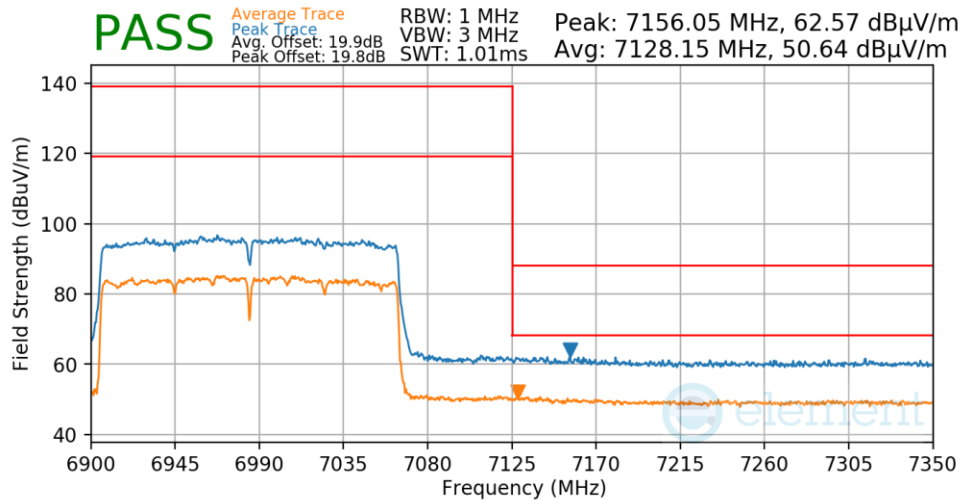
FCC ID: BCGA2435 IC: 579C-A2435		MEASUREMENT REPORT (CERTIFICATION)	Approved by: Technical Manager
Test Report S/N: 1C2205090025-21-R2.BCG	Test Dates: 05/27/2022 - 9/12/2022	EUT Type: Tablet Device	Page 257 of 282

Worst Case Mode: 802.11ax
 Worst Case Transfer Rate: MCS11
 Distance of Measurements: 3 Meters
 Operating Frequency: 6025MHz
 Channel: 15



Plot 7-709. Antenna 4a Radiated Lower Band Edge (Peak & Average – UNII Band 5)

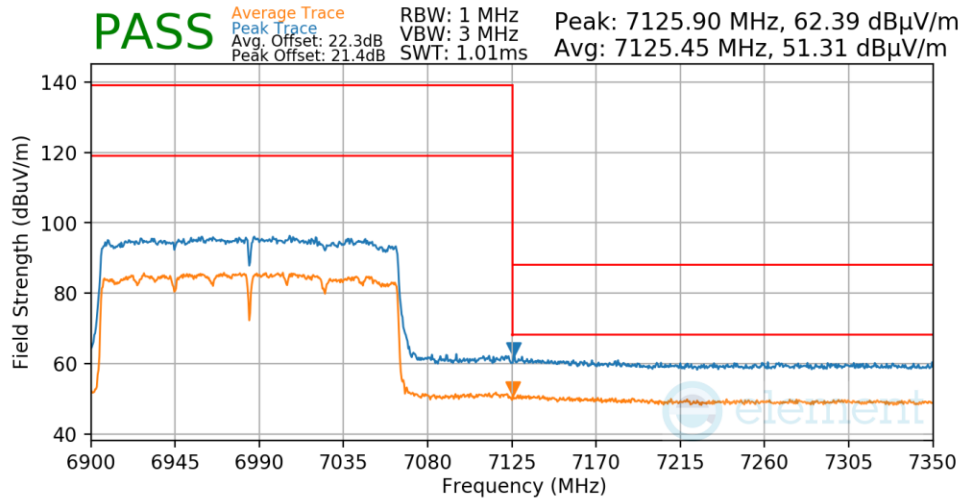
Worst Case Mode: 802.11ax
 Worst Case Transfer Rate: MCS2
 Distance of Measurements: 3 Meters
 Operating Frequency: 6985MHz
 Channel: 207



Plot 7-710. Antenna 4a Radiated Upper Band Edge (Peak & Average – UNII Band 8)

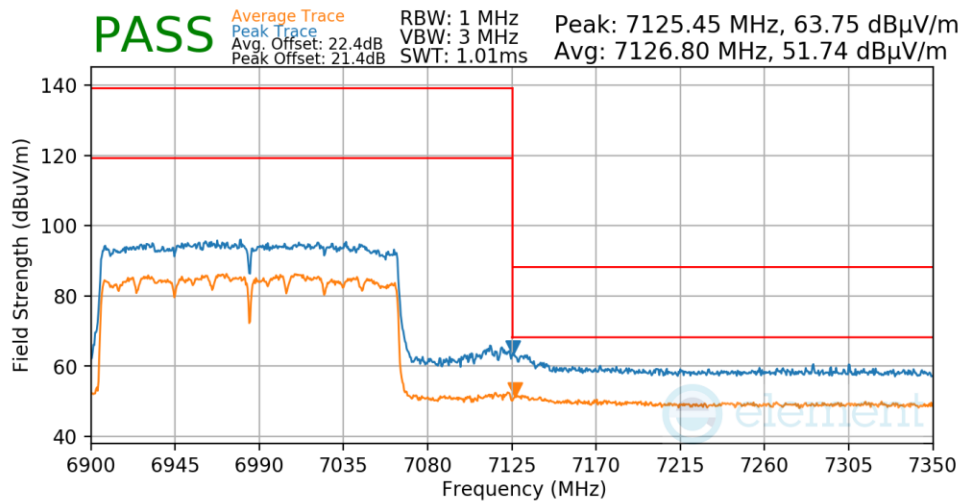
FCC ID: BCGA2435 IC: 579C-A2435		MEASUREMENT REPORT (CERTIFICATION)	Approved by: Technical Manager
Test Report S/N: 1C2205090025-21-R2.BCG	Test Dates: 05/27/2022 - 9/12/2022	EUT Type: Tablet Device	Page 258 of 282

Worst Case Mode: 802.11ax
 Worst Case Transfer Rate: MCS4
 Distance of Measurements: 3 Meters
 Operating Frequency: 6985MHz
 Channel: 207



Plot 7-711. Antenna 4a Radiated Upper Band Edge (Peak & Average – UNII Band 8)

Worst Case Mode: 802.11ax
 Worst Case Transfer Rate: MCS11
 Distance of Measurements: 3 Meters
 Operating Frequency: 6985MHz
 Channel: 207

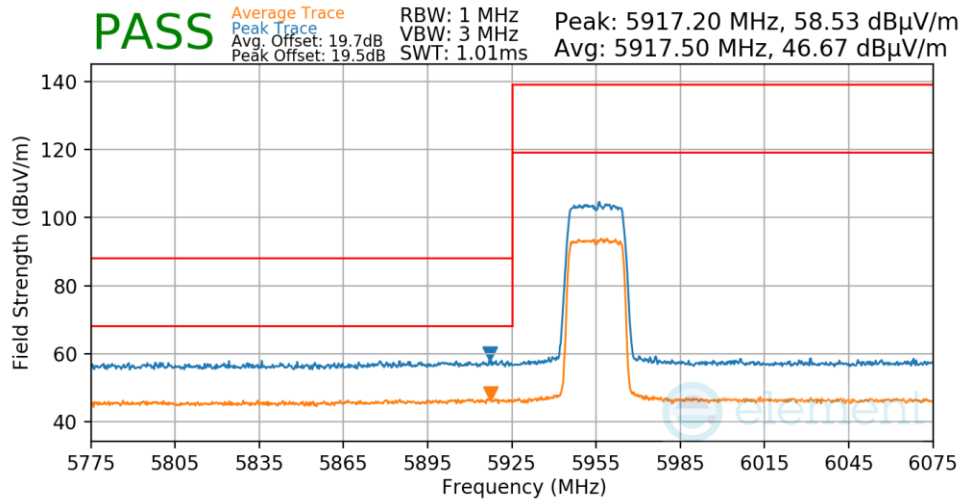


Plot 7-712. Antenna 4a Radiated Upper Band Edge (Peak & Average – UNII Band 8)

FCC ID: BCGA2435 IC: 579C-A2435		MEASUREMENT REPORT (CERTIFICATION)	Approved by: Technical Manager
Test Report S/N: 1C2205090025-21-R2.BCG	Test Dates: 05/27/2022 - 9/12/2022	EUT Type: Tablet Device	Page 259 of 282

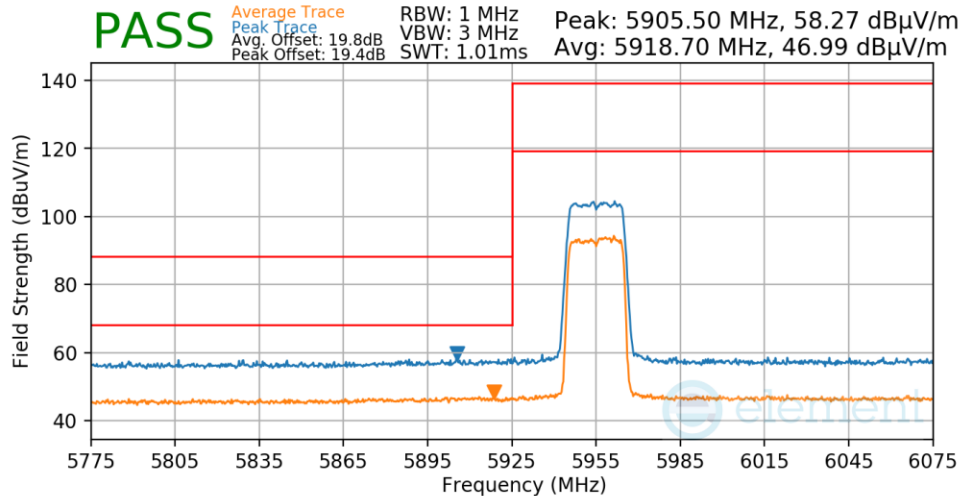
7.7.12 SDM Radiated Band Edge Measurements (20MHz BW) §15.407(b.1)(b.2) §15.205 §15.209; RSS-Gen [8.9]; RSS-Gen [8.9]

Worst Case Mode: 802.11ax
 Worst Case Transfer Rate: MCS2
 Distance of Measurements: 3 Meters
 Operating Frequency: 5955MHz
 Channel: 1



Plot 7-713. SDM Radiated Lower Band Edge (Peak/Average – UNII Band 5)

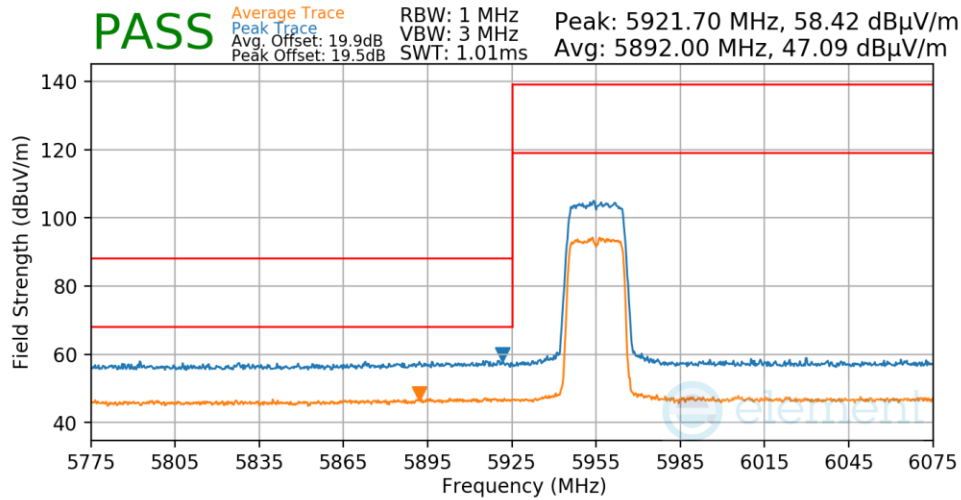
Worst Case Mode: 802.11ax
 Worst Case Transfer Rate: MCS4
 Distance of Measurements: 3 Meters
 Operating Frequency: 5955MHz
 Channel: 1



Plot 7-714. SDM Radiated Lower Band Edge (Peak/Average – UNII Band 5)

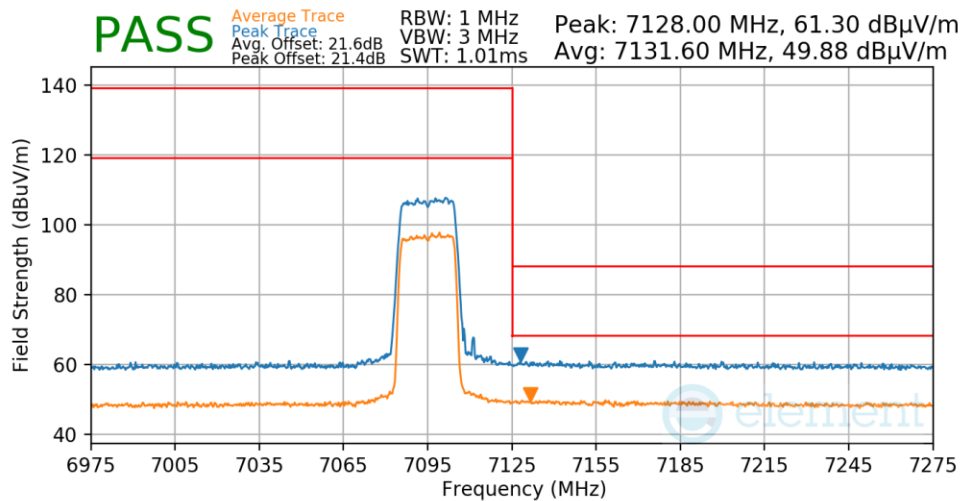
FCC ID: BCGA2435 IC: 579C-A2435		MEASUREMENT REPORT (CERTIFICATION)	Approved by: Technical Manager
Test Report S/N: 1C2205090025-21-R2.BCG	Test Dates: 05/27/2022 - 9/12/2022	EUT Type: Tablet Device	Page 260 of 282

Worst Case Mode: 802.11ax
 Worst Case Transfer Rate: MCS11
 Distance of Measurements: 3 Meters
 Operating Frequency: 5955MHz
 Channel: 1



Plot 7-715. SDM Radiated Lower Band Edge (Peak/Average – UNII Band 5)

Worst Case Mode: 802.11ax
 Worst Case Transfer Rate: MCS2
 Distance of Measurements: 3 Meters
 Operating Frequency: 7095MHz
 Channel: 229



Plot 7-716. SDM Radiated Upper Band Edge (Peak/Average – UNII Band 8)

FCC ID: BCGA2435 IC: 579C-A2435		MEASUREMENT REPORT (CERTIFICATION)	Approved by: Technical Manager
Test Report S/N: 1C2205090025-21-R2.BCG	Test Dates: 05/27/2022 - 9/12/2022	EUT Type: Tablet Device	Page 261 of 282