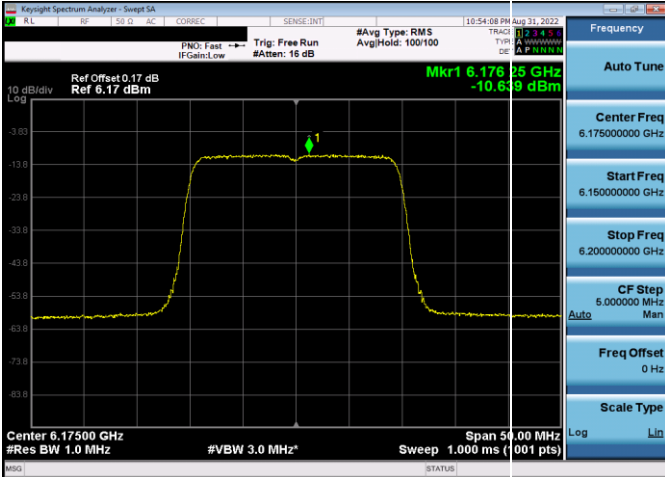
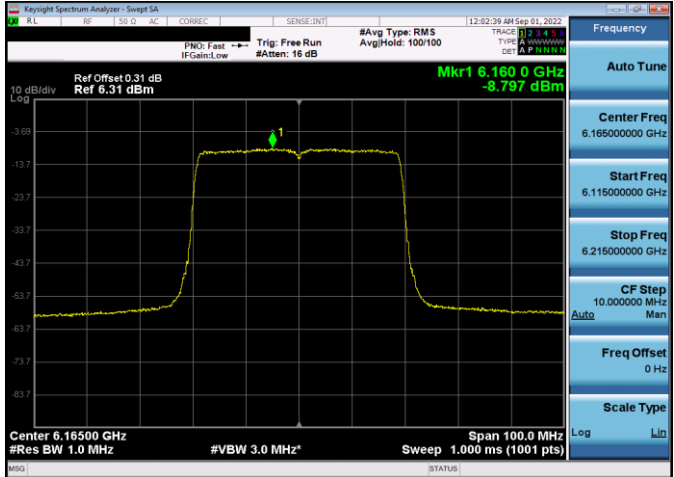


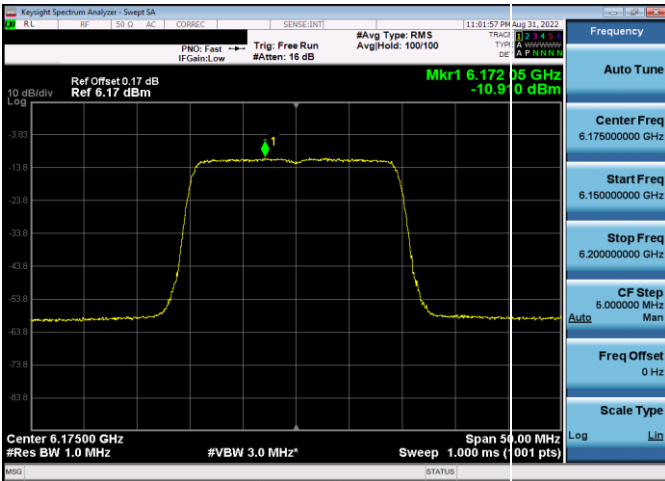
Low Data Rate



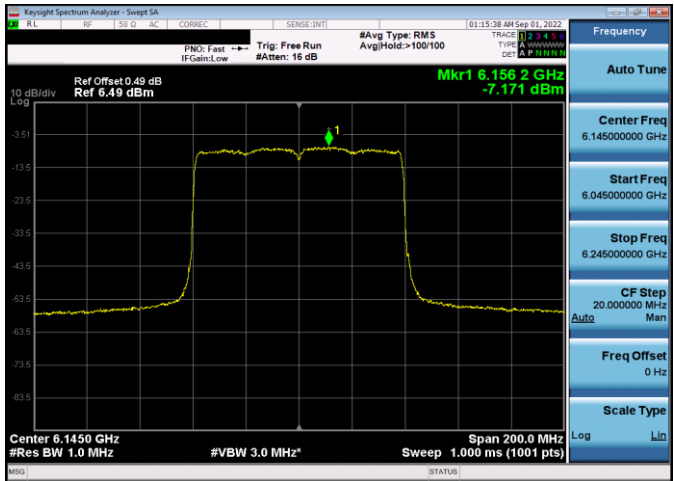
Plot 7-241. Power Spectral Density Plot SDM Antenna 5b (20MHz 802.11ax (UNII Band 5) – Ch. 45, MCS2)



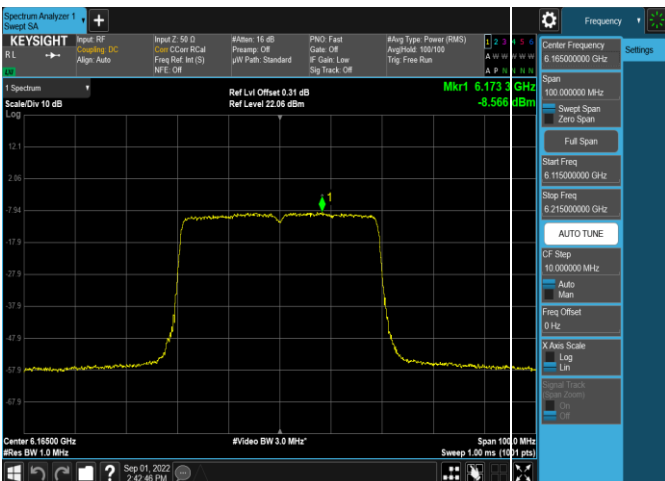
Plot 7-244. Power Spectral Density Plot SDM Antenna 4a (40MHz 802.11ax (UNII Band 5) – Ch. 43, MCS2)



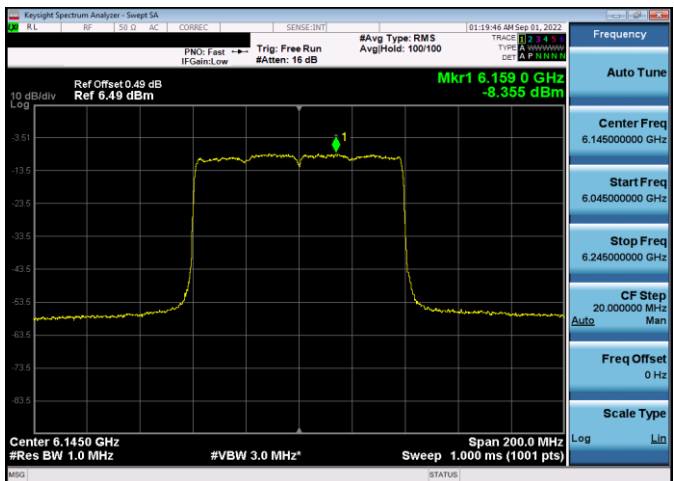
Plot 7-242. Power Spectral Density Plot SDM Antenna 4a (20MHz 802.11ax (UNII Band 5) – Ch. 45, MCS2)



Plot 7-245. Power Spectral Density Plot SDM Antenna 5b (80MHz 802.11ax (UNII Band 5) – Ch. 39, MCS2)

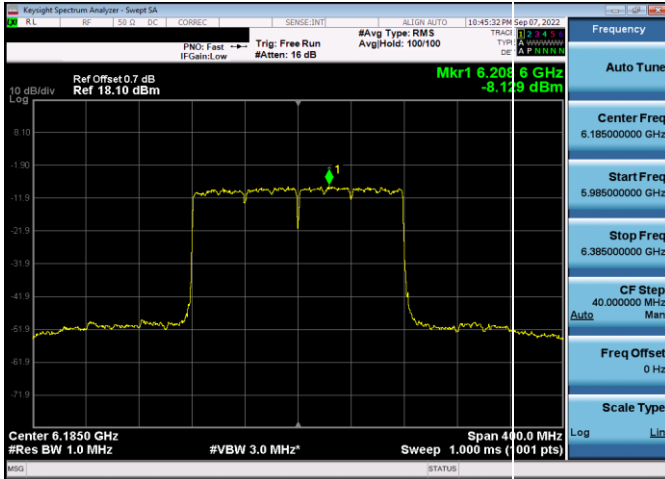


Plot 7-243. Power Spectral Density Plot SDM Antenna 5b (40MHz 802.11ax (UNII Band 5) – Ch. 43, MCS2)

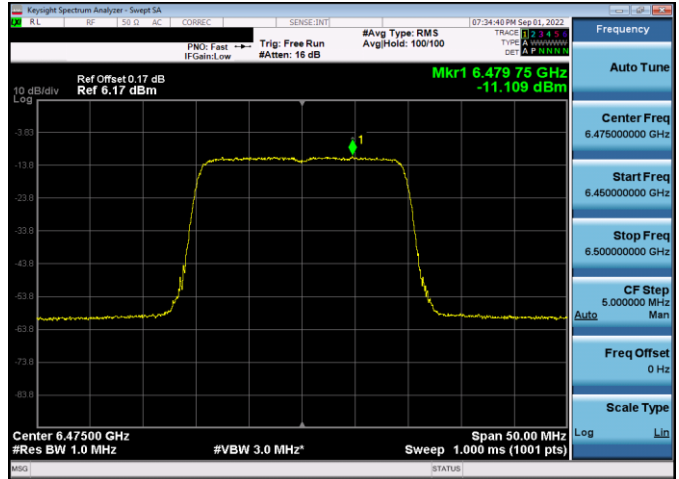


Plot 7-246. Power Spectral Density Plot SDM Antenna 4a (80MHz 802.11ax (UNII Band 5) – Ch. 39, MCS2)

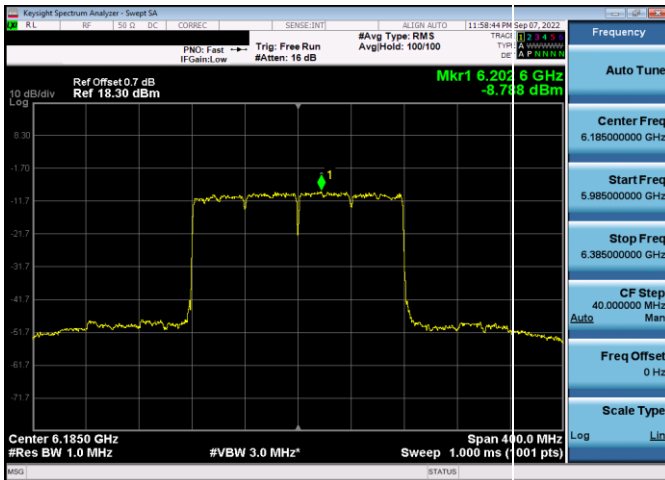
|  |                                       |                                       |                                   |
|--|---------------------------------------|---------------------------------------|-----------------------------------|
| FCC ID: BCGA2435<br>IC: 579C-A2435         |                                       | MEASUREMENT REPORT<br>(CERTIFICATION) | Approved by:<br>Technical Manager |
| Test Report S/N:<br>1C2205090025-21-R2.BCG | Test Dates:<br>05/27/2022 - 9/12/2022 | EUT Type:<br>Tablet Device            | Page 98 of 282                    |



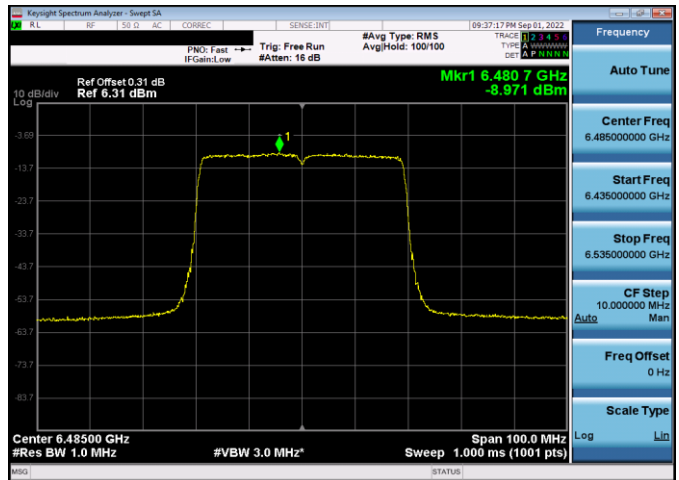
Plot 7-247. Power Spectral Density Plot SDM Antenna 5b (160MHz 802.11ax (UNII Band 5) – Ch. 47, MCS2)



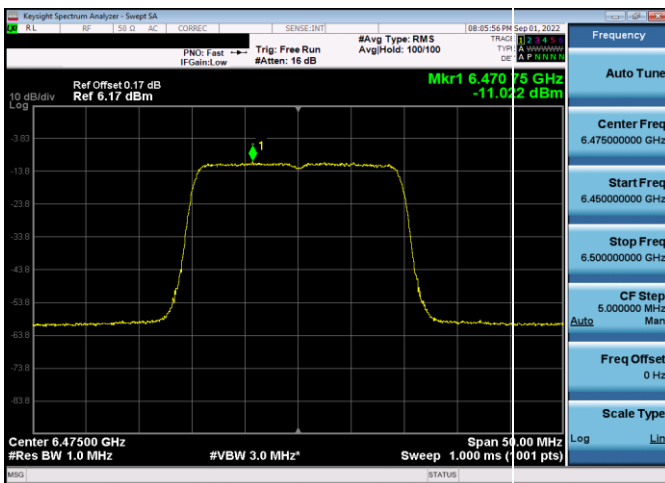
Plot 7-250. Power Spectral Density Plot SDM Antenna 4a (20MHz 802.11ax (UNII Band 6) – Ch. 105, MCS2)



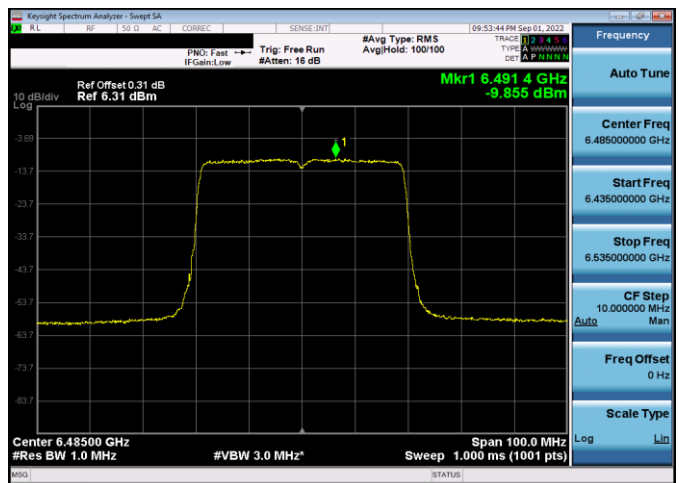
Plot 7-248. Power Spectral Density Plot SDM Antenna 4a (160MHz 802.11ax (UNII Band 5) – Ch. 47, MCS2)



Plot 7-251. Power Spectral Density Plot SDM Antenna 5b (40MHz 802.11ax (UNII Band 6) – Ch. 107, MCS2)

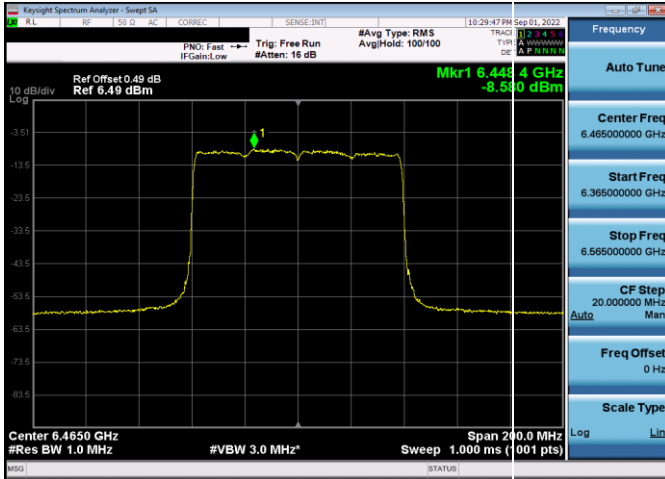


Plot 7-249. Power Spectral Density Plot SDM Antenna 5b (20MHz 802.11ax (UNII Band 6) – Ch. 105, MCS2)

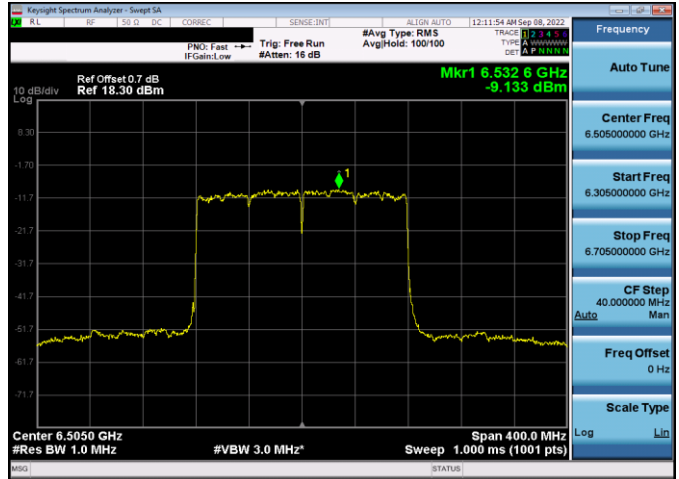


Plot 7-252. Power Spectral Density Plot SDM Antenna 4a (40MHz 802.11ax (UNII Band 6) – Ch. 107, MCS2)

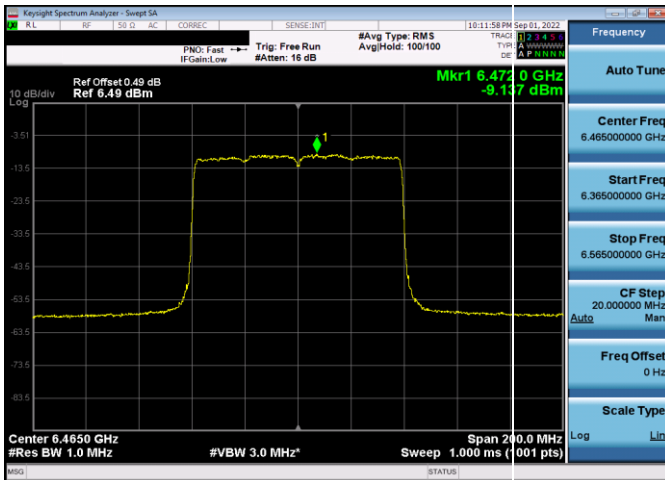
|  |                                       |                                       |                                   |
|--|---------------------------------------|---------------------------------------|-----------------------------------|
| FCC ID: BCGA2435<br>IC: 579C-A2435         |                                       | MEASUREMENT REPORT<br>(CERTIFICATION) | Approved by:<br>Technical Manager |
| Test Report S/N:<br>1C2205090025-21-R2.BCG | Test Dates:<br>05/27/2022 - 9/12/2022 | EUT Type:<br>Tablet Device            | Page 99 of 282                    |



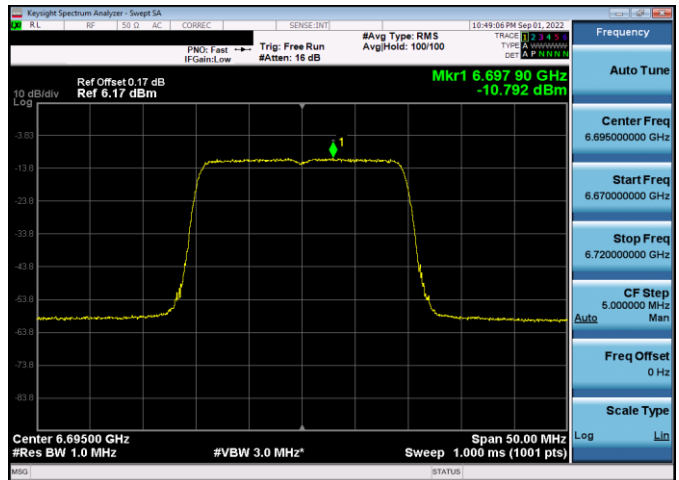
Plot 7-253. Power Spectral Density Plot SDM Antenna 5b (80MHz 802.11ax (UNII Band 6) – Ch. 103, MCS2)



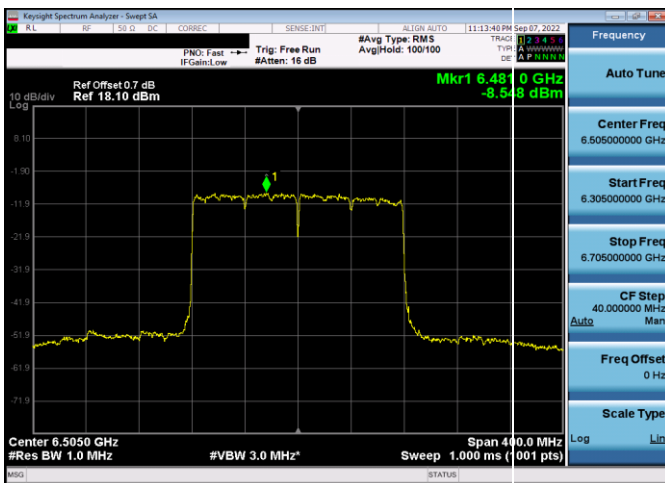
Plot 7-256. Power Spectral Density Plot SDM Antenna 4a (160MHz 802.11ax (UNII Band 6) – Ch. 111, MCS2)



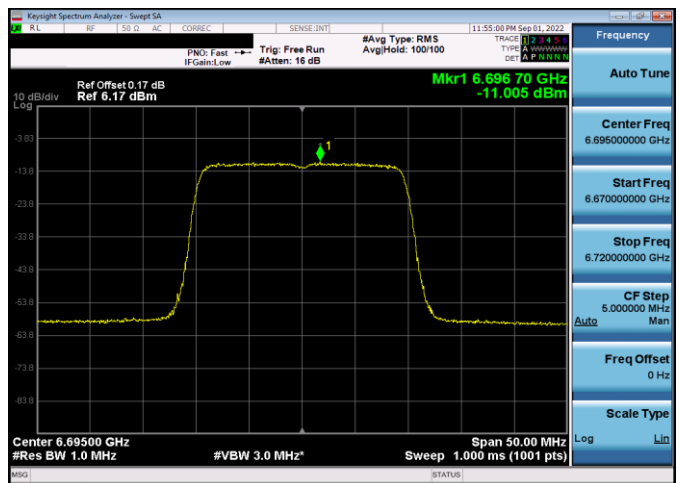
Plot 7-254. Power Spectral Density Plot SDM Antenna 4a (80MHz 802.11ax (UNII Band 6) – Ch. 103, MCS2)



Plot 7-257. Power Spectral Density Plot SDM Antenna 5b (20MHz 802.11ax (UNII Band 7) – Ch. 149, MCS2)

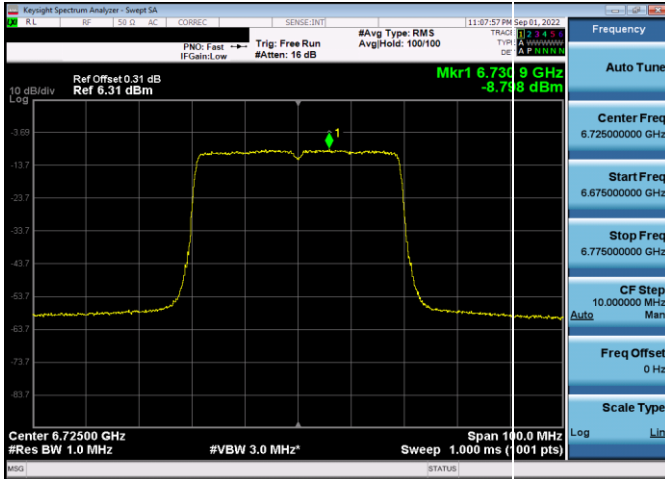


Plot 7-255. Power Spectral Density Plot SDM Antenna 5b (160MHz 802.11ax (UNII Band 6) – Ch. 111, MCS2)

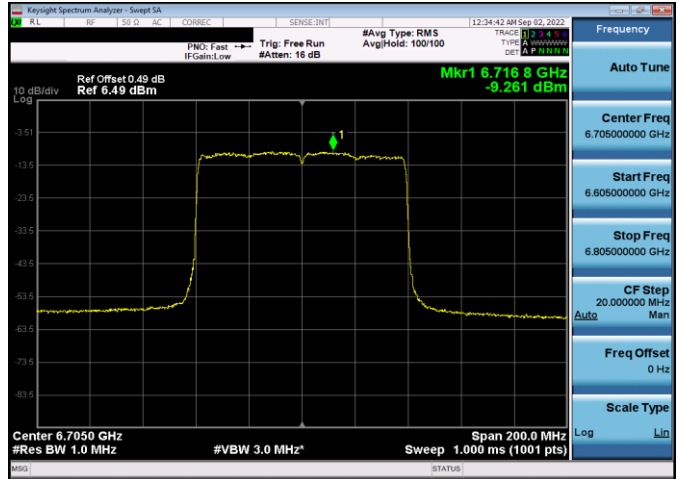


Plot 7-258. Power Spectral Density Plot SDM Antenna 4a (20MHz 802.11ax (UNII Band 7) – Ch. 149, MCS2)

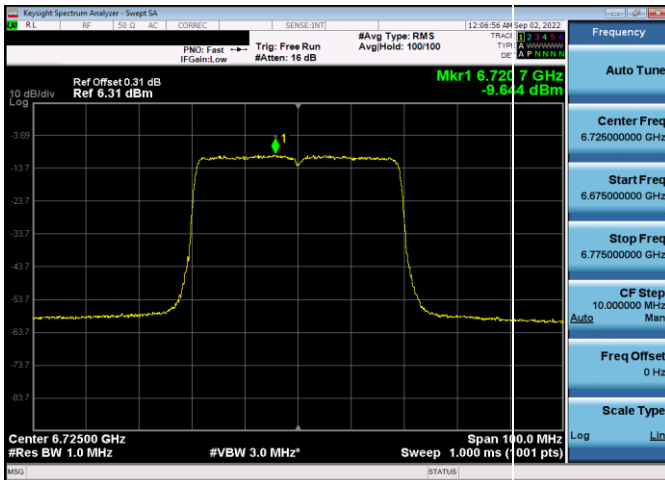
|  |                                       |                                       |                                   |
|--|---------------------------------------|---------------------------------------|-----------------------------------|
| FCC ID: BCGA2435<br>IC: 579C-A2435         |                                       | MEASUREMENT REPORT<br>(CERTIFICATION) | Approved by:<br>Technical Manager |
| Test Report S/N:<br>1C2205090025-21-R2.BCG | Test Dates:<br>05/27/2022 - 9/12/2022 | EUT Type:<br>Tablet Device            | Page 100 of 282                   |



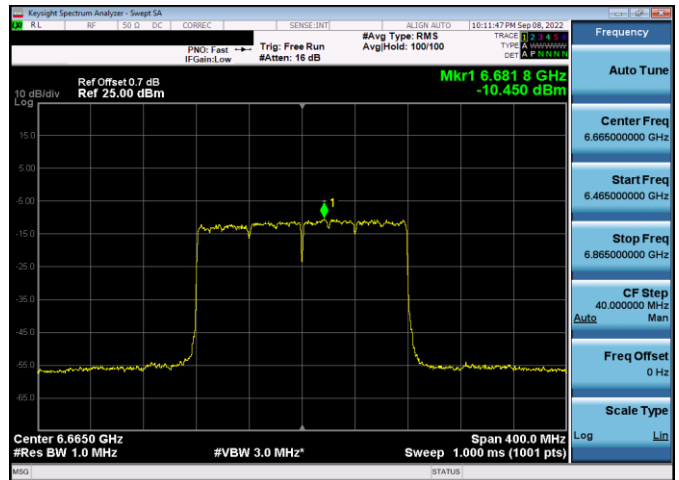
Plot 7-259. Power Spectral Density Plot SDM Antenna 5b (40MHz 802.11ax (UNII Band 7) – Ch. 155, MCS2)



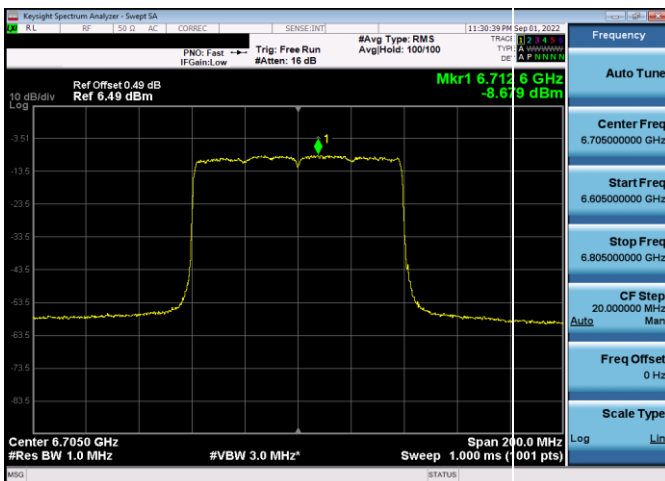
Plot 7-262. Power Spectral Density Plot SDM Antenna 4a (80MHz 802.11ax (UNII Band 7) – Ch. 151, MCS2)



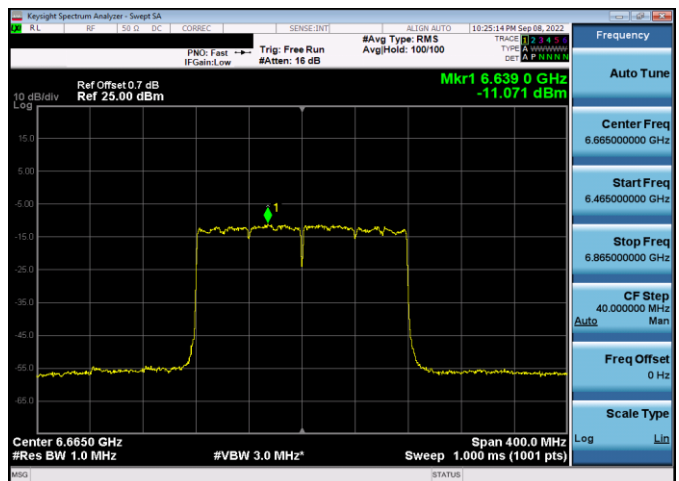
Plot 7-260. Power Spectral Density Plot SDM Antenna 4a (40MHz 802.11ax (UNII Band 7) – Ch. 155, MCS2)



Plot 7-263. Power Spectral Density Plot SDM Antenna 5b (160MHz 802.11ax (UNII Band 7) – Ch. 143, MCS2)

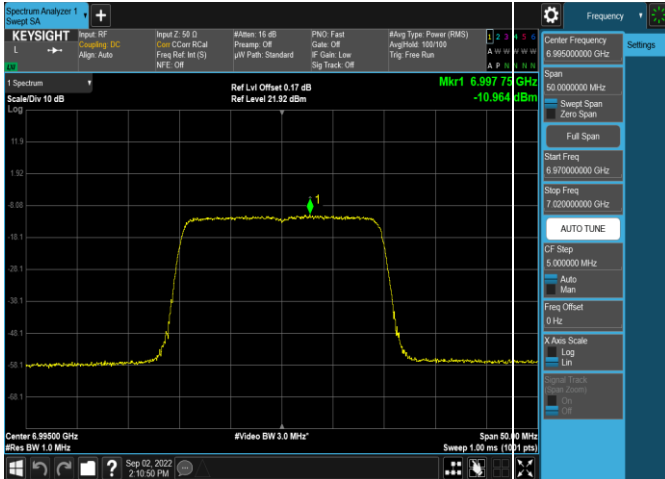


Plot 7-261. Power Spectral Density Plot SDM Antenna 5b (80MHz 802.11ax (UNII Band 7) – Ch. 151, MCS2)

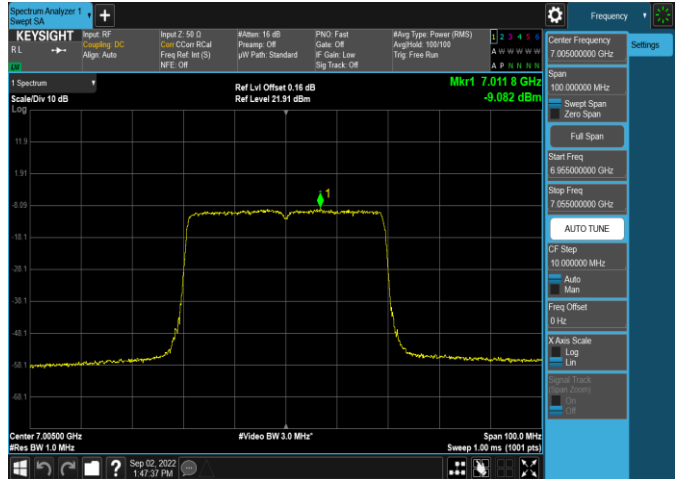


Plot 7-264. Power Spectral Density Plot SDM Antenna 4a (160MHz 802.11ax (UNII Band 7) – Ch. 143, MCS2)

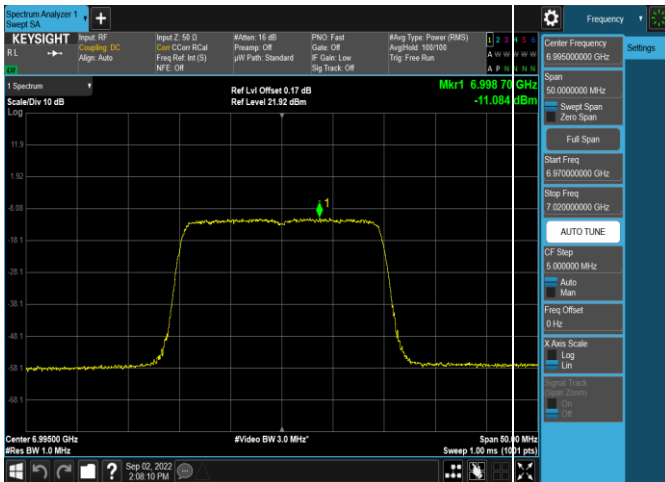
|  |                                       |                                       |                                   |
|--|---------------------------------------|---------------------------------------|-----------------------------------|
| FCC ID: BCGA2435<br>IC: 579C-A2435         |                                       | MEASUREMENT REPORT<br>(CERTIFICATION) | Approved by:<br>Technical Manager |
| Test Report S/N:<br>1C2205090025-21-R2.BCG | Test Dates:<br>05/27/2022 - 9/12/2022 | EUT Type:<br>Tablet Device            | Page 101 of 282                   |



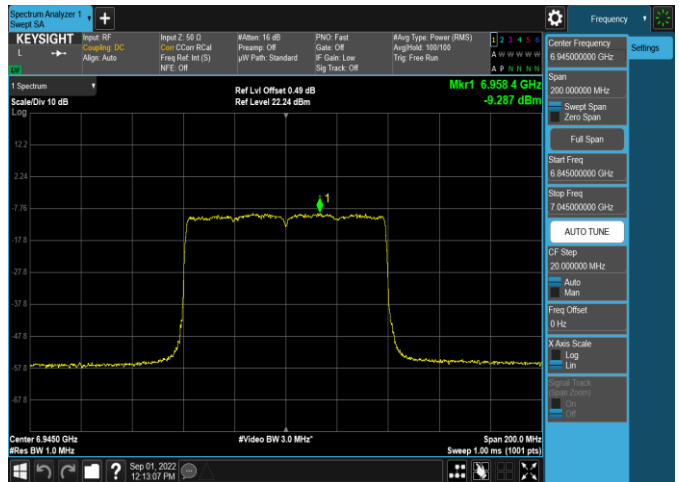
**Plot 7-265. Power Spectral Density Plot SDM Antenna 5b (20MHz 802.11ax (UNII Band 8) – Ch. 209, MCS2)**



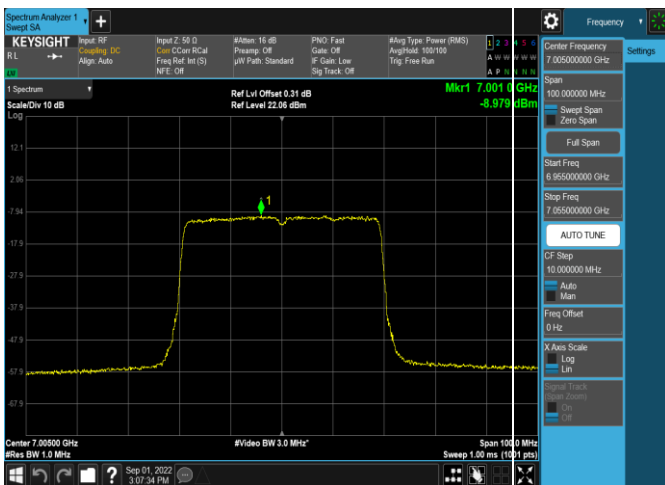
**Plot 7-268. Power Spectral Density Plot SDM Antenna 4a (40MHz 802.11ax (UNII Band 8) – Ch. 211, MCS2)**



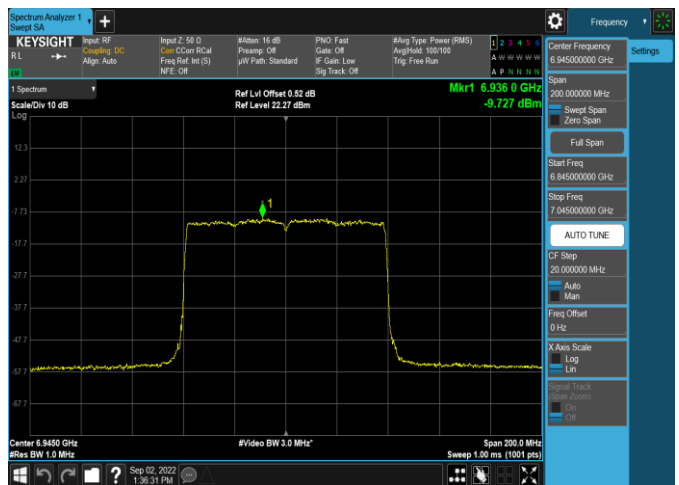
**Plot 7-266. Power Spectral Density Plot SDM Antenna 4a (20MHz 802.11ax (UNII Band 8) – Ch. 209, MCS2)**



**Plot 7-269. Power Spectral Density Plot SDM Antenna 5b (80MHz 802.11ax (UNII Band 8) – Ch. 199, MCS2)**

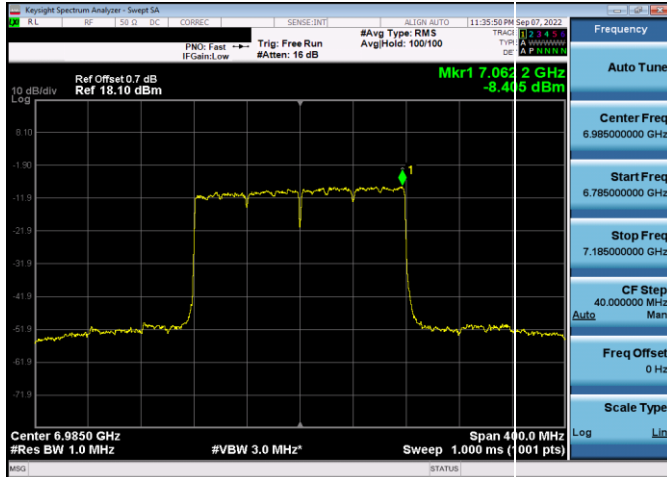


**Plot 7-276. Power Spectral Density Plot SDM Antenna 5b (40MHz 802.11ax (UNII Band 8) – Ch. 211, MCS2)**

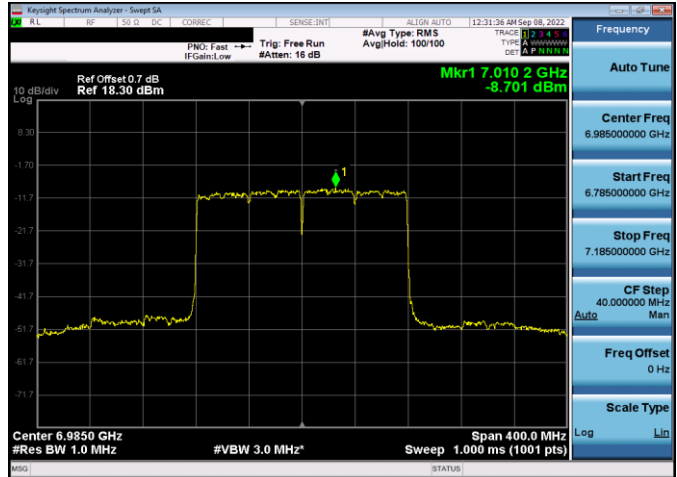


**Plot 7-270. Power Spectral Density Plot SDM Antenna 4a (80MHz 802.11ax (UNII Band 8) – Ch. 199, MCS2)**

|  |                                       |   |                                   |
|--|---------------------------------------|---|-----------------------------------|
| FCC ID: BCGA2435<br>IC: 579C-A2435         |                                       | <b>MEASUREMENT REPORT<br/>(CERTIFICATION)</b> | Approved by:<br>Technical Manager |
| Test Report S/N:<br>1C2205090025-21-R2.BCG | Test Dates:<br>05/27/2022 - 9/12/2022 | EUT Type:<br>Tablet Device                    | Page 102 of 282                   |



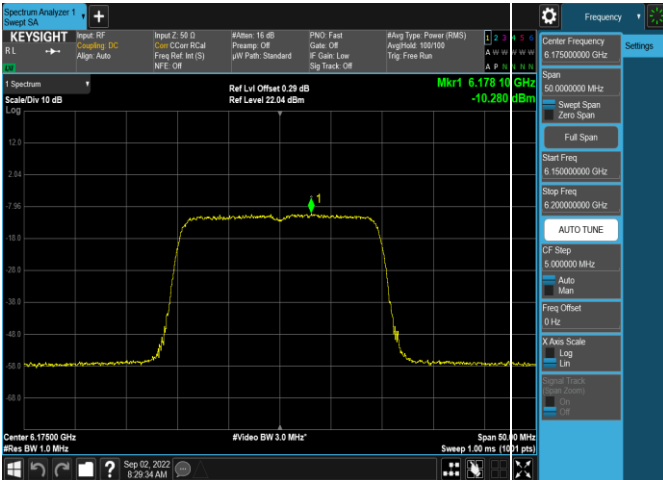
Plot 7-271. Power Spectral Density Plot SDM Antenna 5b (160MHz 802.11ax (UNII Band 8) – Ch. 207, MCS2)



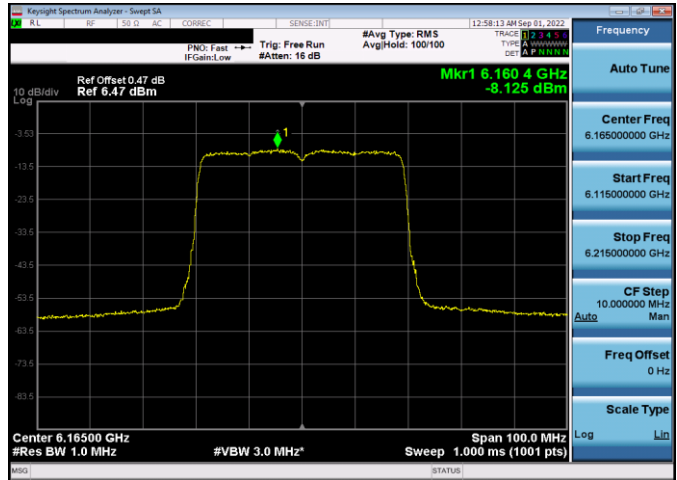
Plot 7-272. Power Spectral Density Plot SDM Antenna 4a (160MHz 802.11ax (UNII Band 8) – Ch. 207, MCS2)

|  |   |                                       |                                   |
|--|---|---------------------------------------|-----------------------------------|
| FCC ID: BCGA2435<br>IC: 579C-A2435         |  | MEASUREMENT REPORT<br>(CERTIFICATION) | Approved by:<br>Technical Manager |
| Test Report S/N:<br>1C2205090025-21-R2.BCG | Test Dates:<br>05/27/2022 - 9/12/2022   | EUT Type:<br>Tablet Device            | Page 103 of 282                   |

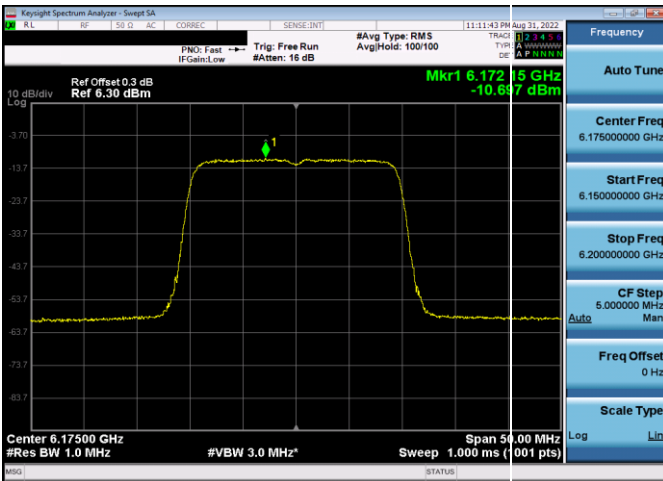
Mid Data Rate



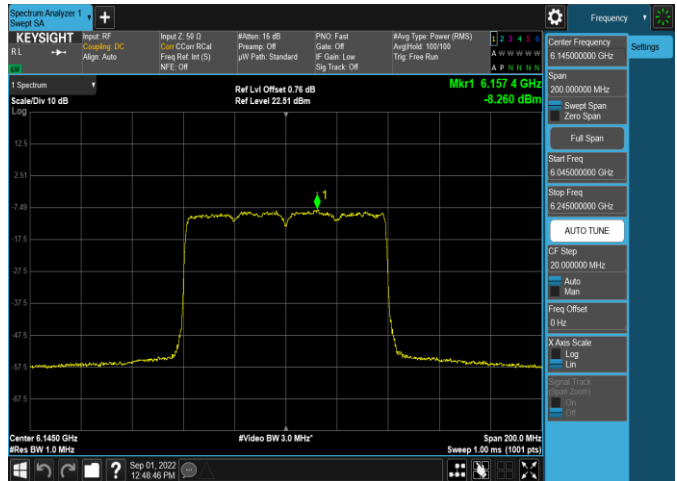
Plot 7-273. Power Spectral Density Plot SDM Antenna 5b (20MHz 802.11ax (UNII Band 5) – Ch. 45, MCS4)



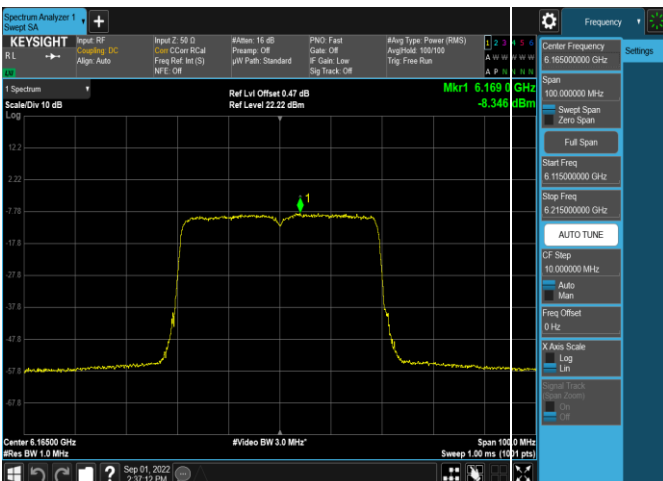
Plot 7-276. Power Spectral Density Plot SDM Antenna 4a (40MHz 802.11ax (UNII Band 5) – Ch. 43, MCS4)



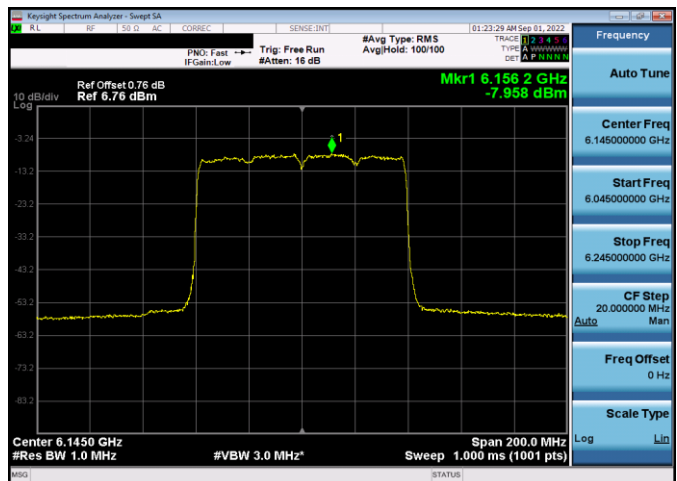
Plot 7-274. Power Spectral Density Plot SDM Antenna 4a (20MHz 802.11ax (UNII Band 5) – Ch. 45, MCS4)



Plot 7-277. Power Spectral Density Plot SDM Antenna 5b (80MHz 802.11ax (UNII Band 5) – Ch. 39, MCS4)

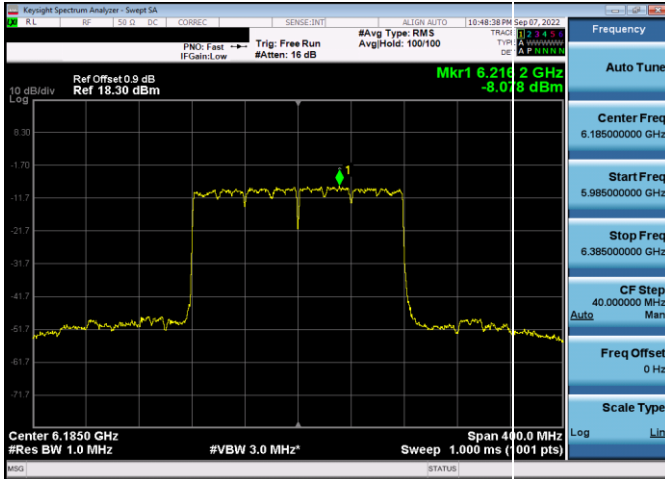


Plot 7-275. Power Spectral Density Plot SDM Antenna 5b (40MHz 802.11ax (UNII Band 5) – Ch. 43, MCS4)

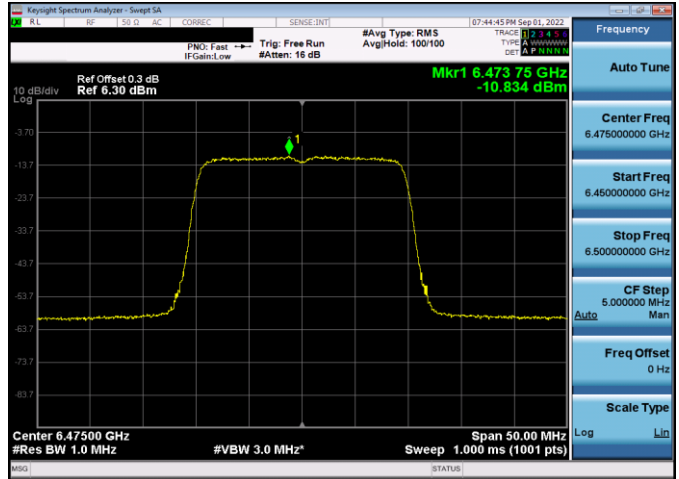


Plot 7-278. Power Spectral Density Plot SDM Antenna 4a (80MHz 802.11ax (UNII Band 5) – Ch. 39, MCS4)

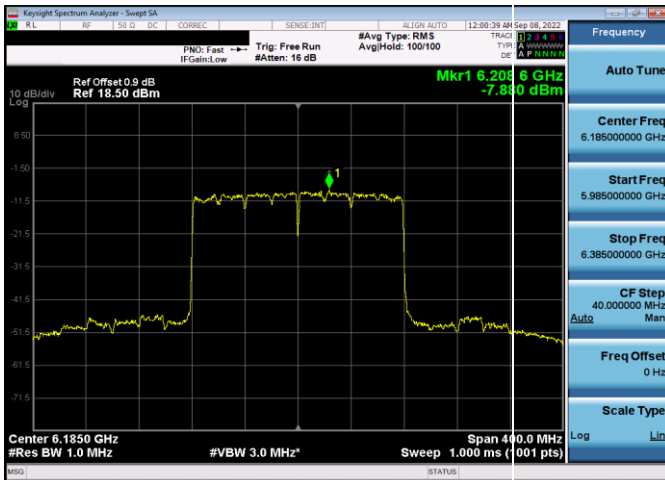
|  |                                       |                                       |                                   |
|--|---------------------------------------|---------------------------------------|-----------------------------------|
| FCC ID: BCGA2435<br>IC: 579C-A2435         |                                       | MEASUREMENT REPORT<br>(CERTIFICATION) | Approved by:<br>Technical Manager |
| Test Report S/N:<br>1C2205090025-21-R2.BCG | Test Dates:<br>05/27/2022 - 9/12/2022 | EUT Type:<br>Tablet Device            | Page 104 of 282                   |



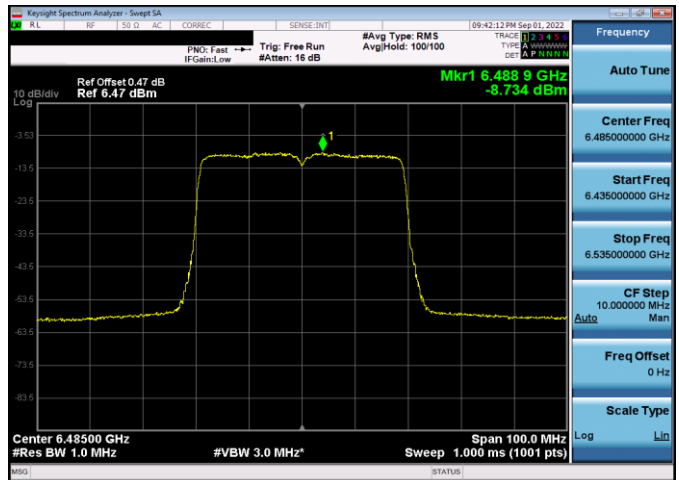
Plot 7-279. Power Spectral Density Plot SDM Antenna 5b (160MHz 802.11ax (UNII Band 5) – Ch. 47, MCS4)



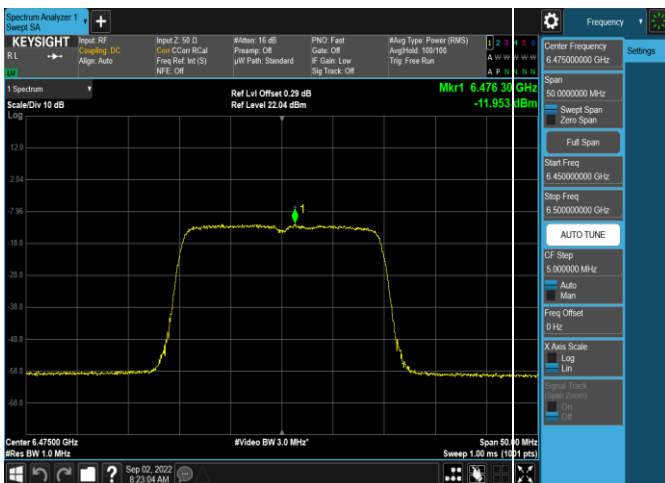
Plot 7-282. Power Spectral Density Plot SDM Antenna 4a (20MHz 802.11ax (UNII Band 6) – Ch. 105, MCS4)



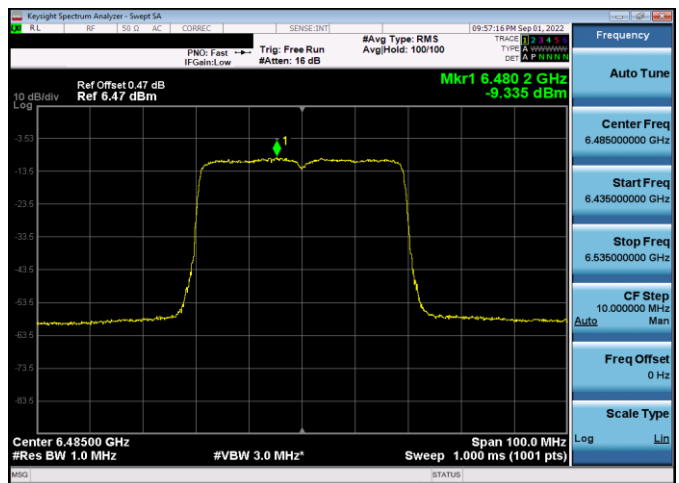
Plot 7-280. Power Spectral Density Plot SDM Antenna 4a (160MHz 802.11ax (UNII Band 5) – Ch. 47, MCS4)



Plot 7-283. Power Spectral Density Plot SDM Antenna 5b (40MHz 802.11ax (UNII Band 6) – Ch. 107, MCS4)



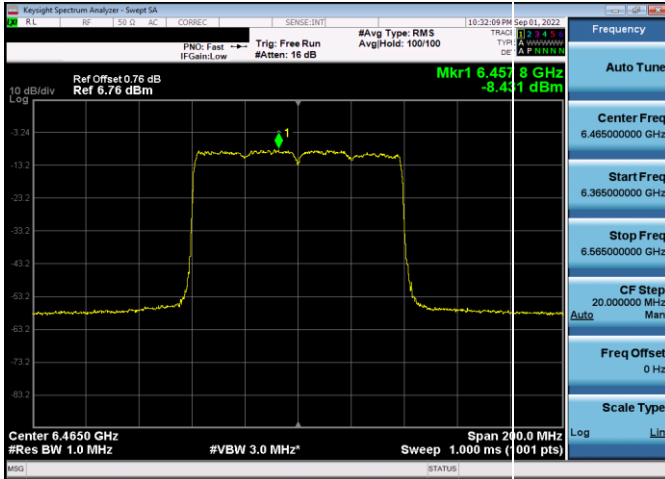
Plot 7-281. Power Spectral Density Plot SDM Antenna 5b (20MHz 802.11ax (UNII Band 6) – Ch. 105, MCS4)



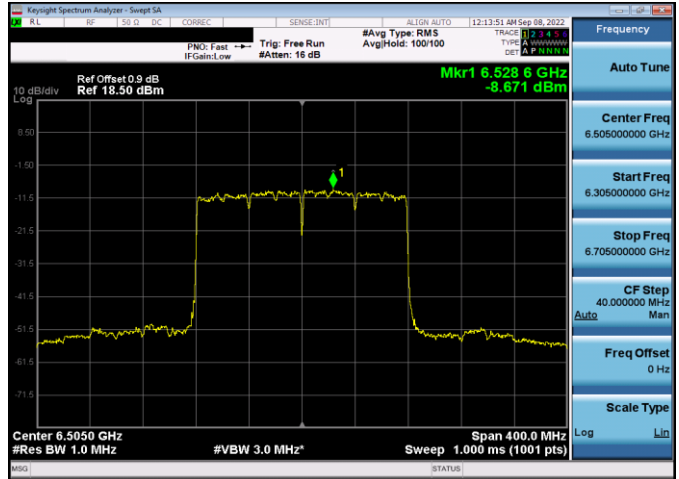
Plot 7-284. Power Spectral Density Plot SDM Antenna 4a (40MHz 802.11ax (UNII Band 6) – Ch. 107, MCS4)

|  |                                       |                                       |                                   |
|--|---------------------------------------|---------------------------------------|-----------------------------------|
| FCC ID: BCGA2435<br>IC: 579C-A2435         |                                       | MEASUREMENT REPORT<br>(CERTIFICATION) | Approved by:<br>Technical Manager |
| Test Report S/N:<br>1C2205090025-21-R2.BCG | Test Dates:<br>05/27/2022 - 9/12/2022 | EUT Type:<br>Tablet Device            | Page 105 of 282                   |

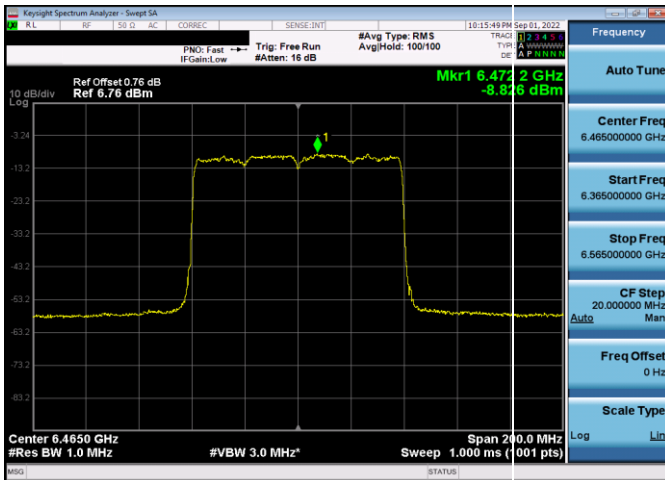




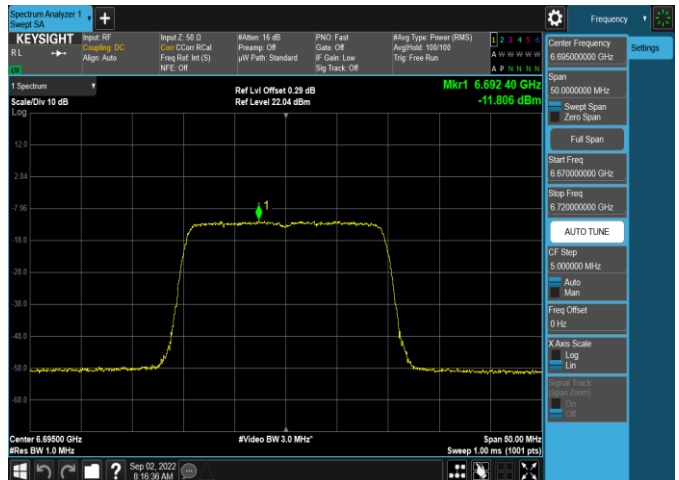
Plot 7-285. Power Spectral Density Plot SDM Antenna 5b (80MHz 802.11ax (UNII Band 6) – Ch. 103, MCS4)



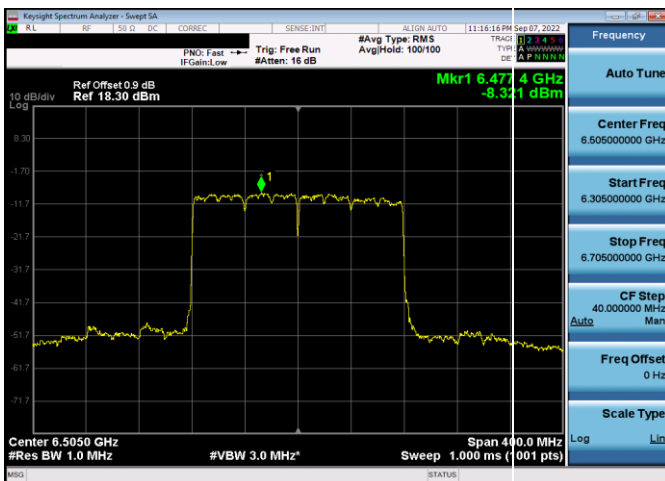
Plot 7-288. Power Spectral Density Plot SDM Antenna 4a (160MHz 802.11ax (UNII Band 6) – Ch. 111, MCS4)



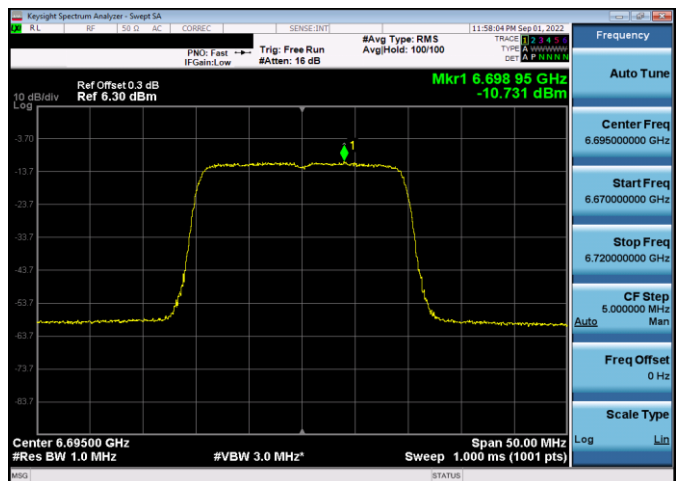
Plot 7-286. Power Spectral Density Plot SDM Antenna 4a (80MHz 802.11ax (UNII Band 6) – Ch. 103, MCS4)



Plot 7-289. Power Spectral Density Plot SDM Antenna 5b (20MHz 802.11ax (UNII Band 7) – Ch. 149, MCS4)

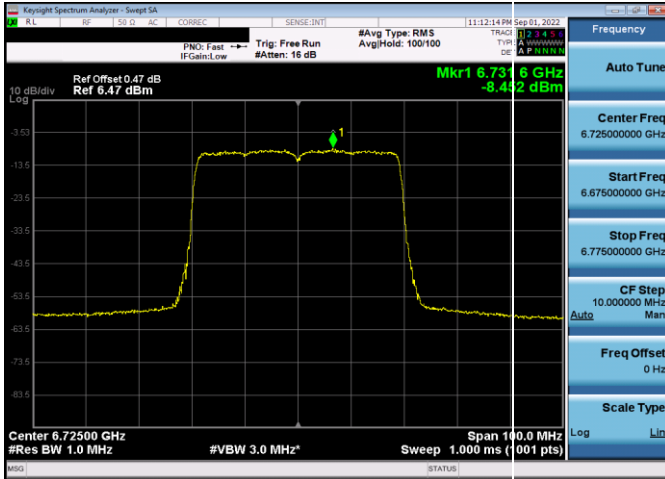


Plot 7-287. Power Spectral Density Plot SDM Antenna 5b (160MHz 802.11ax (UNII Band 6) – Ch. 111, MCS4)

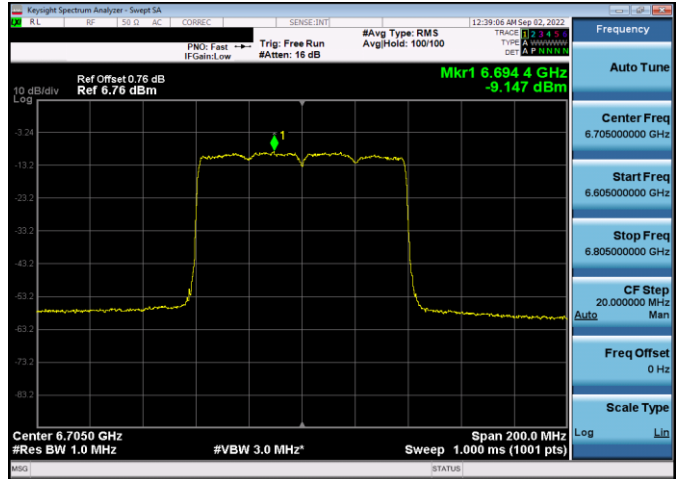


Plot 7-290. Power Spectral Density Plot SDM Antenna 4a (20MHz 802.11ax (UNII Band 7) – Ch. 149, MCS4)

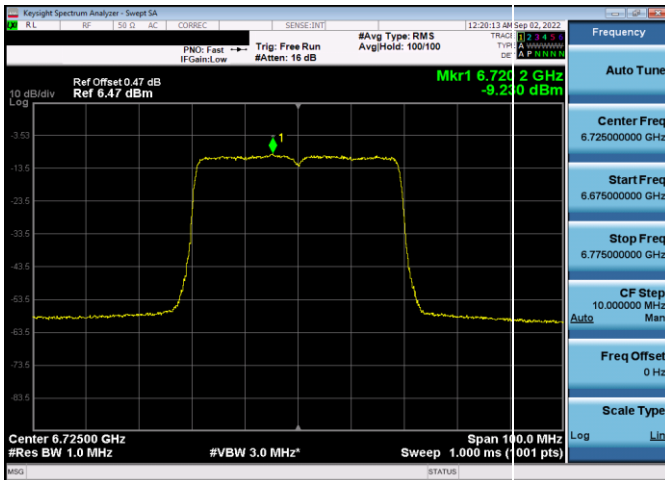
|  |                                       |                                       |                                   |
|--|---------------------------------------|---------------------------------------|-----------------------------------|
| FCC ID: BCGA2435<br>IC: 579C-A2435         |                                       | MEASUREMENT REPORT<br>(CERTIFICATION) | Approved by:<br>Technical Manager |
| Test Report S/N:<br>1C2205090025-21-R2.BCG | Test Dates:<br>05/27/2022 - 9/12/2022 | EUT Type:<br>Tablet Device            | Page 106 of 282                   |



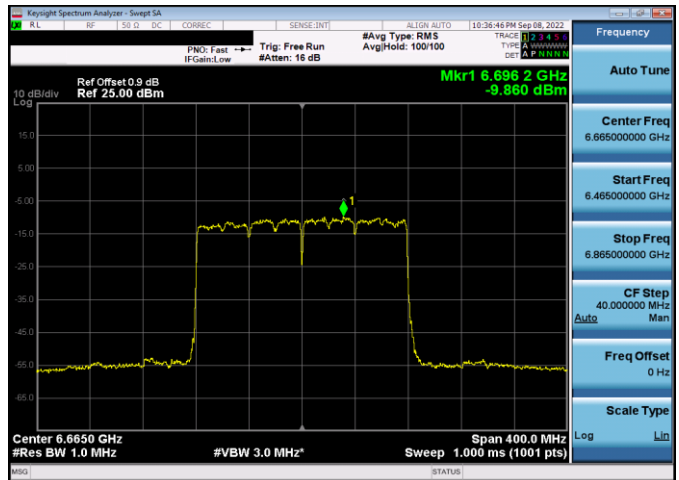
Plot 7-291. Power Spectral Density Plot SDM Antenna 5b (40MHz 802.11ax (UNII Band 7) – Ch. 155, MCS4)



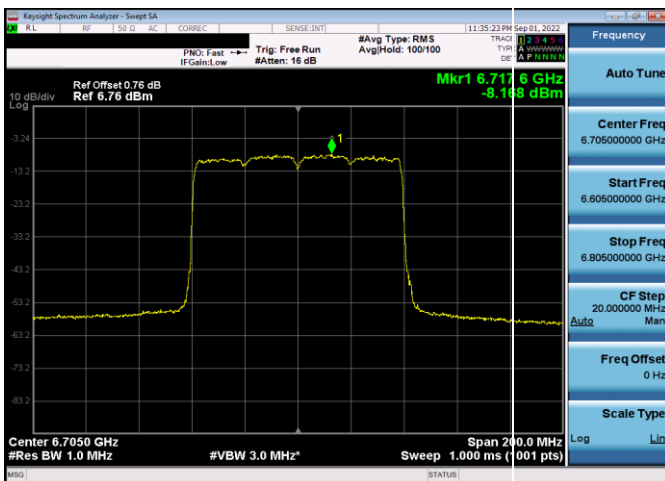
Plot 7-294. Power Spectral Density Plot SDM Antenna 4a (80MHz 802.11ax (UNII Band 7) – Ch. 151, MCS4)



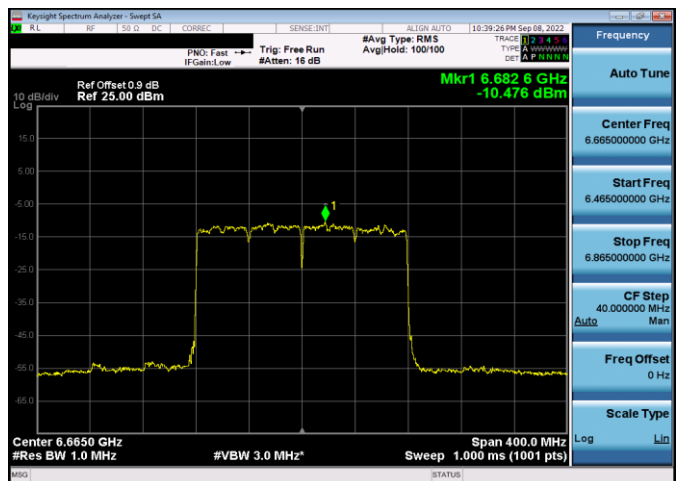
Plot 7-292. Power Spectral Density Plot SDM Antenna 4a (40MHz 802.11ax (UNII Band 7) – Ch. 155, MCS4)



Plot 7-295. Power Spectral Density Plot SDM Antenna 5b (160MHz 802.11ax (UNII Band 7) – Ch. 143, MCS4)

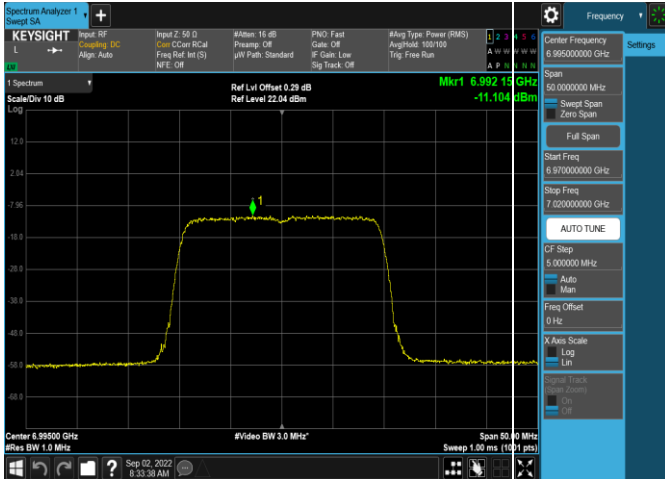


Plot 7-293. Power Spectral Density Plot SDM Antenna 5b (80MHz 802.11ax (UNII Band 7) – Ch. 151, MCS4)

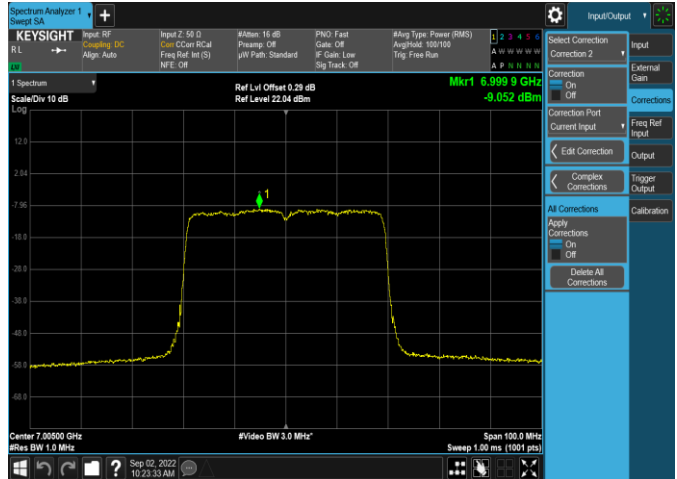


Plot 7-296. Power Spectral Density Plot SDM Antenna 4a (160MHz 802.11ax (UNII Band 7) – Ch. 143, MCS4)

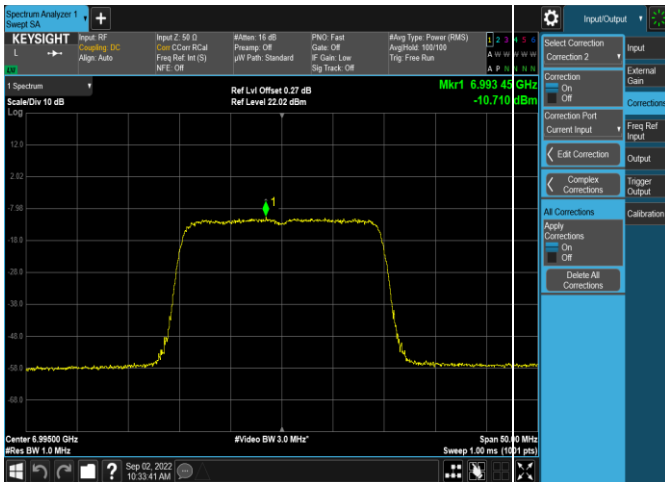
|  |                                       |                                       |                                   |
|--|---------------------------------------|---------------------------------------|-----------------------------------|
| FCC ID: BCGA2435<br>IC: 579C-A2435         |                                       | MEASUREMENT REPORT<br>(CERTIFICATION) | Approved by:<br>Technical Manager |
| Test Report S/N:<br>1C2205090025-21-R2.BCG | Test Dates:<br>05/27/2022 - 9/12/2022 | EUT Type:<br>Tablet Device            | Page 107 of 282                   |



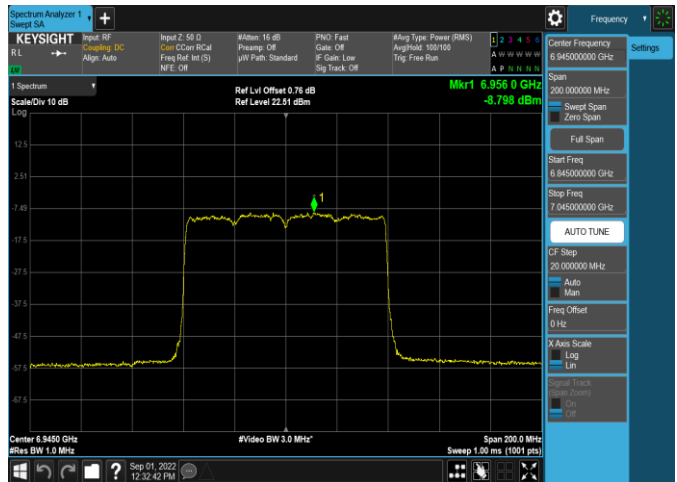
**Plot 7-297. Power Spectral Density Plot SDM Antenna 5b (20MHz 802.11ax (UNII Band 8) – Ch. 209, MCS4)**



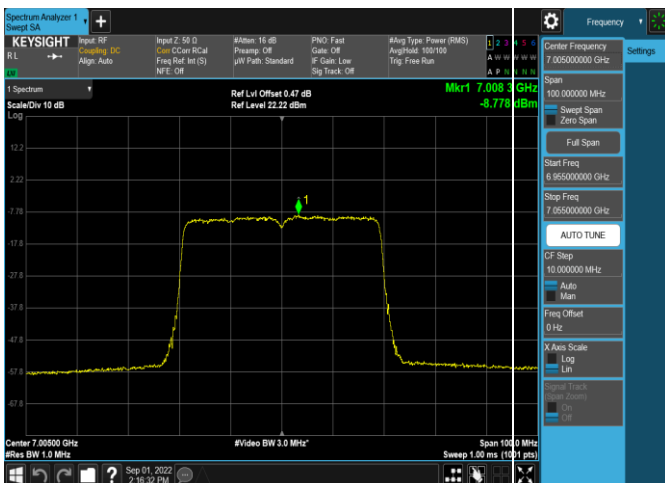
**Plot 7-300. Power Spectral Density Plot SDM Antenna 4a (40MHz 802.11ax (UNII Band 8) – Ch. 211, MCS4)**



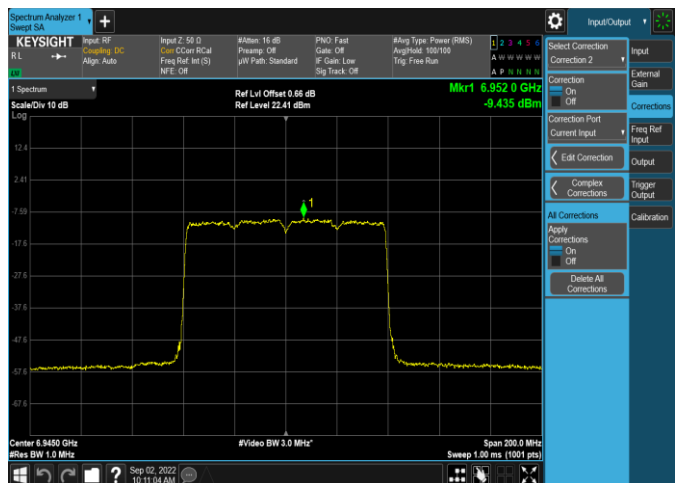
**Plot 7-298. Power Spectral Density Plot SDM Antenna 4a (20MHz 802.11ax (UNII Band 8) – Ch. 209, MCS4)**



**Plot 7-301. Power Spectral Density Plot SDM Antenna 5b (80MHz 802.11ax (UNII Band 8) – Ch. 199, MCS4)**



**Plot 7-299. Power Spectral Density Plot SDM Antenna 5b (40MHz 802.11ax (UNII Band 8) – Ch. 211, MCS4)**



**Plot 7-302. Power Spectral Density Plot SDM Antenna 4a (80MHz 802.11ax (UNII Band 8) – Ch. 199, MCS4)**

|  |                                       |   |                                   |
|--|---------------------------------------|---|-----------------------------------|
| FCC ID: BCGA2435<br>IC: 579C-A2435         |                                       | <b>MEASUREMENT REPORT<br/>(CERTIFICATION)</b> | Approved by:<br>Technical Manager |
| Test Report S/N:<br>1C2205090025-21-R2.BCG | Test Dates:<br>05/27/2022 - 9/12/2022 | EUT Type:<br>Tablet Device                    | Page 108 of 282                   |