

7.3.3 SDM Conducted Output Power Measurements

5GHz (20MHz Bandwidth)	Frequency [MHz]	Channel	Mode	Detector	Conducted Power [dBm]			Directional Ant. Gain [dBi]	Max e.i.r.p. [dBm]	Max e.i.r.p. Limit [dBm]	e.i.r.p. Margin [dB]
					Antenna 5b	Antenna 4a	Summed				
					5955	1	SDM				
6175	45	SDM	AVG	1.73	1.75	4.75	2.21	6.96	24.00	-17.04	
6415	93	SDM	AVG	1.45	1.34	4.41	3.02	7.43	24.00	-16.57	
6435	97	SDM	AVG	0.99	1.11	4.06	3.02	7.08	24.00	-16.92	
6475	105	SDM	AVG	1.04	1.24	4.15	3.02	7.17	24.00	-16.83	
6515	113	SDM	AVG	1.23	1.19	4.22	1.93	6.15	24.00	-17.85	
6535	117	SDM	AVG	1.43	1.43	4.44	1.93	6.37	24.00	-17.63	
6695	149	SDM	AVG	1.21	1.20	4.22	2.20	6.42	24.00	-17.58	
6875	185	SDM	AVG	1.30	1.50	4.41	2.46	6.87	24.00	-17.13	
6895	189	SDM	AVG	2.48	2.43	5.47	2.46	7.93	24.00	-16.07	
6995	209	SDM	AVG	2.22	2.26	5.25	1.90	7.15	24.00	-16.85	
7095	229	SDM	AVG	2.25	2.50	5.39	1.60	6.99	24.00	-17.01	
7115	233	SDM	AVG	2.28	2.50	5.40	1.60	7.00	24.00	-17.00	

Table 7-32. SDM 20MHz BW 802.11ax(SU) (UNII) Maximum Conducted Output Power (Low Data Rate)

5GHz (20MHz Bandwidth)	Frequency [MHz]	Channel	Mode	Detector	Conducted Power [dBm]			Directional Ant. Gain [dBi]	Max e.i.r.p. [dBm]	Max e.i.r.p. Limit [dBm]	e.i.r.p. Margin [dB]
					Antenna 5b	Antenna 4a	Summed				
					5955	1	SDM				
6175	45	SDM	AVG	1.73	1.53	4.64	2.21	6.85	24.00	-17.15	
6415	93	SDM	AVG	1.25	1.41	4.34	3.02	7.36	24.00	-16.64	
6435	97	SDM	AVG	1.22	1.17	4.21	3.02	7.23	24.00	-16.77	
6475	105	SDM	AVG	1.22	1.15	4.20	3.02	7.22	24.00	-16.78	
6515	113	SDM	AVG	1.12	1.12	4.13	1.93	6.06	24.00	-17.94	
6535	117	SDM	AVG	1.50	1.39	4.46	1.93	6.39	24.00	-17.61	
6695	149	SDM	AVG	1.26	1.47	4.38	2.20	6.58	24.00	-17.42	
6875	185	SDM	AVG	1.28	1.37	4.34	2.46	6.80	24.00	-17.20	
6895	189	SDM	AVG	2.41	2.48	5.46	2.46	7.92	24.00	-16.08	
6995	209	SDM	AVG	2.40	2.32	5.37	1.90	7.27	24.00	-16.73	
7095	229	SDM	AVG	2.34	2.42	5.39	1.60	6.99	24.00	-17.01	
7115	233	SDM	AVG	1.79	2.00	4.91	1.60	6.51	24.00	-17.49	

Table 7-33. SDM 20MHz BW 802.11ax(SU) (UNII) Maximum Conducted Output Power (Mid Data Rate)

5GHz (20MHz Bandwidth)	Frequency [MHz]	Channel	Mode	Detector	Conducted Power [dBm]			Directional Ant. Gain [dBi]	Max e.i.r.p. [dBm]	Max e.i.r.p. Limit [dBm]	e.i.r.p. Margin [dB]
					Antenna 5b	Antenna 4a	Summed				
					5955	1	SDM				
6175	45	SDM	AVG	1.66	1.64	4.66	2.21	6.87	24.00	-17.13	
6415	93	SDM	AVG	1.26	1.46	4.37	3.02	7.39	24.00	-16.61	
6435	97	SDM	AVG	1.02	1.17	4.11	3.02	7.13	24.00	-16.87	
6475	105	SDM	AVG	1.23	1.25	4.25	3.02	7.27	24.00	-16.73	
6515	113	SDM	AVG	1.19	1.09	4.15	1.93	6.08	24.00	-17.92	
6535	117	SDM	AVG	1.35	1.45	4.41	1.93	6.34	24.00	-17.66	
6695	149	SDM	AVG	1.28	1.46	4.38	2.20	6.58	24.00	-17.42	
6875	185	SDM	AVG	1.27	1.49	4.39	2.46	6.85	24.00	-17.15	
6895	189	SDM	AVG	2.32	2.34	5.34	2.46	7.80	24.00	-16.20	
6995	209	SDM	AVG	2.43	2.49	5.47	1.90	7.37	24.00	-16.63	
7095	229	SDM	AVG	2.48	2.39	5.45	1.60	7.05	24.00	-16.95	
7115	233	SDM	AVG	1.35	1.50	4.44	1.60	6.04	24.00	-17.96	

Table 7-34. SDM 20MHz BW 802.11ax(SU) (UNII) Maximum Conducted Output Power (High Data Rate)

FCC ID: BCGA2435 IC: 579C-A2435		MEASUREMENT REPORT (CERTIFICATION)	Approved by: Technical Manager
Test Report S/N: 1C2205090025-21-R2.BCG	Test Dates: 05/27/2022 - 9/12/2022	EUT Type: Tablet Device	Page 61 of 282

5GHz (40MHz Bandwidth)	Frequency [MHz]	Channel	Mode	Detector	Conducted Power [dBm]			Directional Ant. Gain [dBi]	Max e.i.r.p. [dBm]	Max e.i.r.p. Limit [dBm]	e.i.r.p. Margin [dB]
					Antenna 5b	Antenna 4a	Summed				
	5965	3	SDM	AVG	5.00	4.92	7.97	2.41	10.38	24.00	-13.62
	6205	51	SDM	AVG	4.59	4.57	7.59	2.69	10.28	24.00	-13.72
	6405	91	SDM	AVG	4.40	4.37	7.40	2.89	10.29	24.00	-13.71
	6445	99	SDM	AVG	3.97	4.12	7.06	3.02	10.08	24.00	-13.92
	6485	107	SDM	AVG	4.25	3.97	7.12	3.02	10.14	24.00	-13.86
	6525	115	SDM	AVG	4.08	4.20	7.15	1.93	9.08	24.00	-14.92
	6565	123	SDM	AVG	4.20	4.35	7.29	1.93	9.22	24.00	-14.78
	6725	155	SDM	AVG	4.24	4.21	7.24	2.15	9.39	24.00	-14.61
	6845	179	SDM	AVG	4.45	4.40	7.44	2.46	9.90	24.00	-14.10
	6885	187	SDM	AVG	4.38	4.29	7.35	2.46	9.81	24.00	-14.19
	6965	203	SDM	AVG	5.21	5.48	8.36	1.90	10.26	24.00	-13.74
	7085	227	SDM	AVG	4.85	5.41	8.15	1.60	9.75	24.00	-14.25

Table 7-35. SDM 40MHz BW 802.11ax(SU) (UNII) Maximum Conducted Output Power (Low Data Rate)

5GHz (40MHz Bandwidth)	Frequency [MHz]	Channel	Mode	Detector	Conducted Power [dBm]			Directional Ant. Gain [dBi]	Max e.i.r.p. [dBm]	Max e.i.r.p. Limit [dBm]	e.i.r.p. Margin [dB]
					Antenna 5b	Antenna 4a	Summed				
	5965	3	SDM	AVG	5.00	4.78	7.90	2.41	10.31	24.00	-13.69
	6205	51	SDM	AVG	4.66	4.61	7.65	2.69	10.34	24.00	-13.66
	6405	91	SDM	AVG	4.25	4.25	7.26	2.89	10.15	24.00	-13.85
	6445	99	SDM	AVG	4.25	4.15	7.21	3.02	10.23	24.00	-13.77
	6485	107	SDM	AVG	4.25	4.08	7.18	3.02	10.20	24.00	-13.80
	6525	115	SDM	AVG	4.09	4.18	7.15	1.93	9.08	24.00	-14.92
	6565	123	SDM	AVG	4.26	4.34	7.31	1.93	9.24	24.00	-14.76
	6725	155	SDM	AVG	4.26	4.40	7.34	2.15	9.49	24.00	-14.51
	6845	179	SDM	AVG	4.45	4.31	7.39	2.46	9.85	24.00	-14.15
	6885	187	SDM	AVG	4.30	4.50	7.41	2.46	9.87	24.00	-14.13
	6965	203	SDM	AVG	5.35	5.25	8.31	1.90	10.21	24.00	-13.79
	7085	227	SDM	AVG	5.50	5.50	8.51	1.60	10.11	24.00	-13.89

Table 7-36. SDM 40MHz BW 802.11ax(SU) (UNII) Maximum Conducted Output Power (Mid Data Rate)

5GHz (40MHz Bandwidth)	Frequency [MHz]	Channel	Mode	Detector	Conducted Power [dBm]			Directional Ant. Gain [dBi]	Max e.i.r.p. [dBm]	Max e.i.r.p. Limit [dBm]	e.i.r.p. Margin [dB]
					Antenna 5b	Antenna 4a	Summed				
	5965	3	SDM	AVG	4.87	4.83	7.86	2.41	10.27	24.00	-13.73
	6205	51	SDM	AVG	4.55	4.57	7.57	2.69	10.26	24.00	-13.74
	6405	91	SDM	AVG	4.45	4.32	7.40	2.89	10.29	24.00	-13.71
	6445	99	SDM	AVG	4.24	4.25	7.26	3.02	10.28	24.00	-13.72
	6485	107	SDM	AVG	4.19	4.12	7.17	3.02	10.19	24.00	-13.81
	6525	115	SDM	AVG	4.11	4.22	7.18	1.93	9.11	24.00	-14.89
	6565	123	SDM	AVG	4.30	4.46	7.39	1.93	9.32	24.00	-14.68
	6725	155	SDM	AVG	4.36	4.49	7.44	2.15	9.59	24.00	-14.41
	6845	179	SDM	AVG	4.38	4.26	7.33	2.46	9.79	24.00	-14.21
	6885	187	SDM	AVG	4.45	4.49	7.48	2.46	9.94	24.00	-14.06
	6965	203	SDM	AVG	5.34	5.49	8.43	1.90	10.33	24.00	-13.67
	7085	227	SDM	AVG	5.27	5.33	8.31	1.60	9.91	24.00	-14.09

Table 7-37. SDM 40MHz BW 802.11ax(SU) (UNII) Maximum Conducted Output Power (High Data Rate)

FCC ID: BCGA2435 IC: 579C-A2435		MEASUREMENT REPORT (CERTIFICATION)	Approved by: Technical Manager
Test Report S/N: 1C2205090025-21-R2.BCG	Test Dates: 05/27/2022 - 9/12/2022	EUT Type: Tablet Device	Page 62 of 282

5GHz (80MHz Bandwidth)	Frequency [MHz]	Channel	Mode	Detector	Conducted Power [dBm]			Directional Ant. Gain [dBi]	Max e.i.r.p. [dBm]	Max e.i.r.p. Limit [dBm]	e.i.r.p. Margin [dB]
					Antenna 5b	Antenna 4a	Summed				
					5985	7	SDM				
6225	55	SDM	AVG	7.70	7.58	10.65	2.69	13.34	24.00	-10.66	
6385	87	SDM	AVG	7.45	7.30	10.39	2.89	13.28	24.00	-10.72	
6465	103	SDM	AVG	7.24	7.10	10.18	3.02	13.20	24.00	-10.80	
6545	119	SDM	AVG	7.06	7.04	10.06	1.93	11.99	24.00	-12.01	
6705	151	SDM	AVG	7.49	7.36	10.44	2.20	12.64	24.00	-11.36	
6865	183	SDM	AVG	7.25	7.34	10.31	2.46	12.77	24.00	-11.23	
6945	199	SDM	AVG	8.30	8.41	11.37	1.90	13.27	24.00	-10.73	
7025	215	SDM	AVG	8.20	8.50	11.36	1.60	12.96	24.00	-11.04	

Table 7-38. SDM 80MHz BW 802.11ax(SU) (UNII) Maximum Conducted Output Power (Low Data Rate)

5GHz (80MHz Bandwidth)	Frequency [MHz]	Channel	Mode	Detector	Conducted Power [dBm]			Directional Ant. Gain [dBi]	Max e.i.r.p. [dBm]	Max e.i.r.p. Limit [dBm]	e.i.r.p. Margin [dB]
					Antenna 5b	Antenna 4a	Summed				
					5985	7	SDM				
6225	55	SDM	AVG	7.68	7.69	10.70	2.69	13.39	24.00	-10.61	
6385	87	SDM	AVG	7.34	7.47	10.42	2.89	13.31	24.00	-10.69	
6465	103	SDM	AVG	7.09	7.10	10.11	3.02	13.13	24.00	-10.87	
6545	119	SDM	AVG	7.07	7.04	10.07	1.93	12.00	24.00	-12.00	
6625	135	SDM	AVG	7.28	7.49	10.40	2.20	12.60	24.00	-11.40	
6705	151	SDM	AVG	7.31	7.30	10.32	2.20	12.52	24.00	-11.48	
6785	167	SDM	AVG	7.47	7.35	10.42	2.15	12.57	24.00	-11.43	
6865	183	SDM	AVG	7.41	7.49	10.46	2.46	12.92	24.00	-11.08	
6945	199	SDM	AVG	8.40	8.39	11.41	1.90	13.31	24.00	-10.69	
7025	215	SDM	AVG	8.20	8.50	11.36	1.60	12.96	24.00	-11.04	

Table 7-39. SDM 80MHz BW 802.11ax(SU) (UNII) Maximum Conducted Output Power (Mid Data Rate)

5GHz (80MHz Bandwidth)	Frequency [MHz]	Channel	Mode	Detector	Conducted Power [dBm]			Directional Ant. Gain [dBi]	Max e.i.r.p. [dBm]	Max e.i.r.p. Limit [dBm]	e.i.r.p. Margin [dB]
					Antenna 5b	Antenna 4a	Summed				
					5985	7	SDM				
6145	39	SDM	AVG	7.56	7.54	10.56	2.21	12.77	24.00	-11.23	
6385	87	SDM	AVG	7.50	7.45	10.49	2.89	13.38	24.00	-10.62	
6465	103	SDM	AVG	7.12	7.02	10.08	3.02	13.10	24.00	-10.90	
6545	119	SDM	AVG	7.16	7.04	10.11	1.93	12.04	24.00	-11.96	
6705	151	SDM	AVG	7.37	7.36	10.38	2.20	12.58	24.00	-11.42	
6865	183	SDM	AVG	7.46	7.38	10.43	2.46	12.89	24.00	-11.11	
6945	199	SDM	AVG	8.47	8.45	11.47	1.90	13.37	24.00	-10.63	
7025	215	SDM	AVG	8.48	8.46	11.48	1.60	13.08	24.00	-10.92	

Table 7-40. SDM 80MHz BW 802.11ax(SU) (UNII) Maximum Conducted Output Power (High Data Rate)

5GHz (160MHz Bandwidth)	Frequency [MHz]	Channel	Mode	Detector	Conducted Power [dBm]			Directional Ant. Gain [dBi]	Max e.i.r.p. [dBm]	Max e.i.r.p. Limit [dBm]	e.i.r.p. Margin [dB]
					Antenna 5b	Antenna 4a	Summed				
					6025	15	SDM				
6185	47	SDM	AVG	11.66	11.73	14.71	2.21	16.92	24.00	-7.08	
6345	79	SDM	AVG	11.25	11.38	14.33	2.89	17.22	24.00	-6.78	
6505	111	SDM	AVG	11.14	11.05	14.11	1.93	16.04	24.00	-7.96	
6665	143	SDM	AVG	11.39	11.48	14.45	2.20	16.65	24.00	-7.35	
6825	175	SDM	AVG	11.44	11.49	14.48	2.46	16.94	24.00	-7.06	
6985	207	SDM	AVG	12.00	11.80	14.91	1.90	16.81	24.00	-7.19	

Table 7-41. SDM 160MHz BW 802.11ax(SU) (UNII) Maximum Conducted Output Power (Low Data Rate)

FCC ID: BCGA2435 IC: 579C-A2435		MEASUREMENT REPORT (CERTIFICATION)	Approved by: Technical Manager
Test Report S/N: 1C2205090025-21-R2.BCG	Test Dates: 05/27/2022 - 9/12/2022	EUT Type: Tablet Device	Page 63 of 282

5GHz (160MHz Bandwidth)	Frequency [MHz]	Channel	Mode	Detector	Conducted Power [dBm]			Directional Ant. Gain [dBi]	Max e.i.r.p. [dBm]	Max e.i.r.p. Limit [dBm]	e.i.r.p. Margin [dB]
					Antenna 5b	Antenna 4a	Summed				
	6025	15	SDM	AVG	11.29	11.48	14.40	2.13	16.53	24.00	-7.47
	6185	47	SDM	AVG	11.58	11.65	14.63	2.21	16.84	24.00	-7.16
	6345	79	SDM	AVG	11.27	11.29	14.29	2.89	17.18	24.00	-6.82
	6505	111	SDM	AVG	11.01	11.19	14.11	1.93	16.04	24.00	-7.96
	6665	143	SDM	AVG	11.42	11.35	14.40	2.20	16.60	24.00	-7.40
	6825	175	SDM	AVG	11.41	11.45	14.44	2.46	16.90	24.00	-7.10
	6985	207	SDM	AVG	11.98	11.91	14.96	1.90	16.86	24.00	-7.14

Table 7-42. SDM 160MHz BW 802.11ax(SU) (UNII) Maximum Conducted Output Power (Mid Data Rate)

5GHz (160MHz Bandwidth)	Frequency [MHz]	Channel	Mode	Detector	Conducted Power [dBm]			Directional Ant. Gain [dBi]	Max e.i.r.p. [dBm]	Max e.i.r.p. Limit [dBm]	e.i.r.p. Margin [dB]
					Antenna 5b	Antenna 4a	Summed				
	6025	15	SDM	AVG	11.50	11.43	14.48	2.13	16.61	24.00	-7.39
	6185	47	SDM	AVG	11.74	11.73	14.75	2.21	16.96	24.00	-7.04
	6345	79	SDM	AVG	11.42	11.29	14.37	2.89	17.26	24.00	-6.74
	6505	111	SDM	AVG	11.22	11.04	14.14	1.93	16.07	24.00	-7.93
	6665	143	SDM	AVG	11.37	11.45	14.42	2.20	16.62	24.00	-7.38
	6825	175	SDM	AVG	11.37	11.32	14.36	2.46	16.82	24.00	-7.18
	6985	207	SDM	AVG	11.87	11.81	14.85	1.90	16.75	24.00	-7.25

Table 7-43. SDM 160MHz BW 802.11ax(SU) (UNII) Maximum Conducted Output Power (High Data Rate)

FCC ID: BCGA2435 IC: 579C-A2435		MEASUREMENT REPORT (CERTIFICATION)	Approved by: Technical Manager
Test Report S/N: 1C2205090025-21-R2.BCG	Test Dates: 05/27/2022 - 9/12/2022	EUT Type: Tablet Device	Page 64 of 282

Note:

Per ANSI C63.10-2013 and KDB 662911 v02r01 Section E1), the conducted powers at Antenna 5b and Antenna 4a were first measured separately during SDM transmission as shown in the section above. The measured values were then summed in linear power units then converted back to dBm.

Per ANSI C63.10-2013 Section 14.4.3, the directional gain is calculated using the following formula, where G_N is the gain of the nth antenna and N_{ANT} , the total number of antennas used.

$$\text{Directional gain} = 10 \log[(10^{G_1/20} + 10^{G_2/20} + \dots + 10^{G_N/20})^2 / N_{ANT}] \text{ dBi}$$

Per ANSI C63.10-2013 Section 14.4.3, the uncorrelated directional gain is calculated using the following formula, where G_N is the gain of the nth antenna and N_{ANT} , the total number of antennas used.

$$\text{Directional gain} = 10 \log[(10^{G_1/10} + 10^{G_2/10} + \dots + 10^{G_N/10}) / N_{ANT}] \text{ dBi}$$

Sample CDD/SDM Calculation:

At 5955MHz in 802.11ax (20MHz BW) mode, the average conducted output power was measured to be 1.96 dBm for Antenna 5b and 1.85 dBm for Antenna 4a.

$$\text{Antenna 5b} + \text{Antenna 4a} = \text{CDD/SDM}$$

$$(1.96 \text{ dBm} + 1.85 \text{ dBm}) = (1.570 \text{ mW} + 1.531 \text{ mW}) = 3.101 \text{ mW} = 4.92 \text{ dBm}$$

Sample e.i.r.p. Calculation:

At 5955MHz in 802.11ax (20MHz BW) mode, the average CDD/SDM conducted power was calculated to be 4.92dBm with directional gain of 2.41 dBi.

$$\text{e.i.r.p. (dBm)} = \text{Conducted Power (dBm)} + \text{Ant gain (dBi)}$$

$$4.92 \text{ dBm} + 2.41 \text{ dBi} = 7.33 \text{ dBm}$$

FCC ID: BCGA2435 IC: 579C-A2435	 MEASUREMENT REPORT (CERTIFICATION)	Approved by: Technical Manager
Test Report S/N: 1C2205090025-21-R2.BCG		Test Dates: 05/27/2022 - 9/12/2022

7.4 Maximum Power Spectral Density – 802.11a/ax(SU) §15.407(a)(8), RSS-248 [4.6.3]

Test Overview and Limit

The spectrum analyzer was connected to the antenna terminal while the EUT was operating at its maximum duty cycle, at its maximum power control level, as defined in ANSI C63.10-2013 and KDB 789033 D02 v02r01, and at the appropriate frequencies. Method SA-1, as defined in ANSI C63.10-2013 and KDB 789033 D02 v02r01, was used to measure the power spectral density.

In the 5.925 – 7.125GHz band, the maximum permissible power spectral density must not exceed -1dBm e.i.r.p in any 1-megahertz band.

Test Procedure Used

ANSI C63.10-2013 – Section 12.3.2.2
KDB 789033 D02 v02r01 – Section F
ANSI C63.10-2013 – Section 14.3.2.2 Measure-and-Sum Technique
KDB 662911 v02r01 – Section E)2) Measure-and-Sum Technique

Test Settings

1. Analyzer was set to the center frequency of the UNII channel under investigation
2. Span was set to encompass the entire emission bandwidth of the signal
3. RBW = 1MHz
4. VBW = 3MHz
5. Number of sweep points $\geq 2 \times (\text{span}/\text{RBW})$
6. Sweep time = auto
7. Detector = power averaging (RMS)
8. Trigger was set to free run for all modes
9. Trace was averaged over 100 sweeps
10. The peak search function of the spectrum analyzer was used to find the peak of the spectrum.

Test Setup

The EUT and measurement equipment were set up as shown in the diagram below.



Figure 7-3. Test Instrument & Measurement Setup

Test Notes

1. The data rates have been classified into three different groups; Low Data Rate, Middle rate, and High Data Rate. All three data rate groups of data rate have been investigated and only the worst case data rate per group is reported.
2. Low, mid, and high channels were tested and tabular data has been reported. Only mid channel psd plots have been reported.

FCC ID: BCGA2435 IC: 579C-A2435		MEASUREMENT REPORT (CERTIFICATION)	Approved by: Technical Manager
Test Report S/N: 1C2205090025-21-R2.BCG	Test Dates: 05/27/2022 - 9/12/2022	EUT Type: Tablet Device	Page 66 of 282

V 10.5 12/15/2021

7.4.1 Antenna 5b Power Spectral Density Measurements

	Frequency [MHz]	Channel No.	802.11 Mode	Data Rate [MHz]	Measured Power Density [dBm/MHz]	Antenna Gain [dBi]	e.i.r.p Density [dBm/MHz]	Max EIRP Density [dBm/MHz]	Margin [dB]
Band 5	5955	1	a	12	-7.99	4.20	-3.79	-1	-2.79
	6175	45	a	12	-7.98	3.90	-4.08	-1	-3.08
	6415	93	a	12	-8.05	4.30	-3.75	-1	-2.75
	5955	1	ax (20MHz)	24/25.8 (MCS2)	-9.34	4.20	-5.14	-1	-4.14
	6175	45	ax (20MHz)	24/25.8 (MCS2)	-9.64	3.90	-5.74	-1	-4.74
	6415	93	ax (20MHz)	24/25.8 (MCS2)	-7.87	4.30	-3.57	-1	-2.57
	5965	3	ax (40MHz)	49/51.6 (MCS2)	-7.90	4.20	-3.70	-1	-2.70
	6165	43	ax (40MHz)	49/51.6 (MCS2)	-7.92	3.90	-4.02	-1	-3.02
	6405	91	ax (40MHz)	49/51.6 (MCS2)	-9.25	4.20	-5.05	-1	-4.05
	5985	7	ax (80MHz)	102/108.1 (MCS2)	-8.73	4.20	-4.53	-1	-3.53
	6145	39	ax (80MHz)	102/108.1 (MCS2)	-8.83	3.90	-4.93	-1	-3.93
	6385	87	ax (80MHz)	102/108.1 (MCS2)	-9.21	4.20	-5.01	-1	-4.01
	6025	15	ax (160MHz)	183.8/216.2 (MCS2)	-7.47	3.90	-3.57	-1	-2.57
	6185	47	ax (160MHz)	183.8/216.2 (MCS2)	-7.18	3.90	-3.28	-1	-2.28
6345	79	ax (160MHz)	183.8/216.2 (MCS2)	-6.94	4.20	-2.74	-1	-1.74	
Band 6	6435	97	a	12	-8.09	4.30	-3.79	-1	-2.79
	6475	105	a	12	-7.98	4.30	-3.68	-1	-2.68
	6515	113	a	12	-7.89	3.40	-4.49	-1	-3.49
	6435	97	ax (20MHz)	24/25.8 (MCS2)	-9.77	4.30	-5.47	-1	-4.47
	6475	105	ax (20MHz)	24/25.8 (MCS2)	-9.37	4.30	-5.07	-1	-4.07
	6515	113	ax (20MHz)	24/25.8 (MCS2)	-9.21	3.40	-5.81	-1	-4.81
	6445	99	ax (40MHz)	49/51.6 (MCS2)	-8.98	4.30	-4.68	-1	-3.68
	6485	107	ax (40MHz)	49/51.6 (MCS2)	-9.11	4.30	-4.81	-1	-3.81
	6525	115	ax (40MHz)	49/51.6 (MCS2)	-9.08	3.40	-5.68	-1	-4.68
	6465	103	ax (80MHz)	102/108.1 (MCS2)	-8.12	4.30	-3.82	-1	-2.82
Band 7	6505	111	ax (160MHz)	183.8/216.2 (MCS2)	-7.48	3.40	-4.08	-1	-3.08
	6535	117	a	12	-9.98	3.40	-6.58	-1	-5.58
	6695	149	a	12	-8.47	4.20	-4.27	-1	-3.27
	6875	185	a	12	-7.16	4.70	-2.46	-1	-1.46
	6535	117	ax (20MHz)	24/25.8 (MCS2)	-11.09	3.40	-7.69	-1	-6.69
	6695	149	ax (20MHz)	24/25.8 (MCS2)	-10.38	4.20	-6.18	-1	-5.18
	6875	185	ax (20MHz)	24/25.8 (MCS2)	-9.73	4.70	-5.03	-1	-4.03
	6565	123	ax (40MHz)	49/51.6 (MCS2)	-7.68	3.40	-4.28	-1	-3.28
	6725	155	ax (40MHz)	49/51.6 (MCS2)	-7.09	4.10	-2.99	-1	-1.99
	6845	179	ax (40MHz)	49/51.6 (MCS2)	-7.35	4.70	-2.65	-1	-1.65
	6545	119	ax (80MHz)	102/108.1 (MCS2)	-6.91	3.40	-3.51	-1	-2.51
	6705	151	ax (80MHz)	102/108.1 (MCS2)	-7.09	4.20	-2.89	-1	-1.89
	6865	183	ax (80MHz)	102/108.1 (MCS2)	-7.15	4.70	-2.45	-1	-1.45
	6665	143	ax (160MHz)	183.8/216.2 (MCS2)	-7.28	4.20	-3.08	-1	-2.08
Band 8	6825	175	ax (160MHz)	183.8/216.2 (MCS2)	-7.51	4.70	-2.81	-1	-1.81
	6895	189	a	12	-6.58	4.70	-1.88	-1	-0.88
	6995	209	a	12	-7.28	4.20	-3.08	-1	-2.08
	7115	233	a	12	-9.36	4.10	-5.26	-1	-4.26
	6895	189	ax (20MHz)	24/25.8 (MCS2)	-8.80	4.70	-4.10	-1	-3.10
	6995	209	ax (20MHz)	24/25.8 (MCS2)	-8.67	4.20	-4.47	-1	-3.47
	7115	233	ax (20MHz)	24/25.8 (MCS2)	-10.80	4.10	-6.70	-1	-5.70
	6885	187	ax (40MHz)	49/51.6 (MCS2)	-9.16	4.70	-4.46	-1	-3.46
	7005	211	ax (40MHz)	49/51.6 (MCS2)	-8.69	4.20	-4.49	-1	-3.49
	7085	227	ax (40MHz)	49/51.6 (MCS2)	-7.85	4.10	-3.75	-1	-2.75
	6945	199	ax (80MHz)	102/108.1 (MCS2)	-7.32	4.20	-3.12	-1	-2.12
	7025	215	ax (80MHz)	102/108.1 (MCS2)	-8.36	4.10	-4.26	-1	-3.26
	6985	207	ax (160MHz)	183.8/216.2 (MCS2)	-7.75	4.20	-3.55	-1	-2.55

Table 7-44. Power Spectral Density Measurements Antenna 5b (Low Data Rate)

FCC ID: BCGA2435 IC: 579C-A2435		MEASUREMENT REPORT (CERTIFICATION)	Approved by: Technical Manager
Test Report S/N: 1C2205090025-21-R2.BCG	Test Dates: 05/27/2022 - 9/12/2022	EUT Type: Tablet Device	Page 67 of 282

	Frequency [MHz]	Channel No.	802.11 Mode	Data Rate [MHz]	Measured Power Density [dBm/MHz]	Antenna Gain [dBi]	e.i.r.p Density [dBm/MHz]	Max EIRP Density [dBm/MHz]	Margin [dB]
Band 5	5955	1	a	24	-7.62	4.20	-3.42	-1	-2.42
	6175	45	a	24	-7.86	3.90	-3.96	-1	-2.96
	6415	93	a	24	-7.74	4.30	-3.44	-1	-2.44
	5955	1	ax (20MHz)	49/51.6 (MCS4)	-9.42	4.20	-5.22	-1	-4.22
	6175	45	ax (20MHz)	49/51.6 (MCS4)	-9.49	3.90	-5.59	-1	-4.59
	6415	93	ax (20MHz)	49/51.6 (MCS4)	-9.15	4.30	-4.85	-1	-3.85
	5965	3	ax (40MHz)	98/103.2 (MCS4)	-9.03	4.20	-4.83	-1	-3.83
	6165	43	ax (40MHz)	98/103.2 (MCS4)	-9.28	3.90	-5.38	-1	-4.38
	6405	91	ax (40MHz)	98/103.2 (MCS4)	-9.18	4.20	-4.98	-1	-3.98
	5985	7	ax (80MHz)	204/216.2 (MCS4)	-8.82	4.20	-4.62	-1	-3.62
	6145	39	ax (80MHz)	204/216.2 (MCS4)	-8.90	3.90	-5.00	-1	-4.00
	6385	87	ax (80MHz)	204/216.2 (MCS4)	-8.58	4.20	-4.38	-1	-3.38
	6025	15	ax (160MHz)	367.5/432.4 (MCS4)	-7.15	3.90	-3.25	-1	-2.25
	6185	47	ax (160MHz)	367.5/432.4 (MCS4)	-7.01	3.90	-3.11	-1	-2.11
6345	79	ax (160MHz)	367.5/432.4 (MCS4)	-6.70	4.20	-2.50	-1	-1.50	
Band 6	6435	97	a	24	-8.03	4.30	-3.73	-1	-2.73
	6475	105	a	24	-7.77	4.30	-3.47	-1	-2.47
	6515	113	a	24	-7.65	3.40	-4.25	-1	-3.25
	6435	97	ax (20MHz)	49/51.6 (MCS4)	-9.39	4.30	-5.09	-1	-4.09
	6475	105	ax (20MHz)	49/51.6 (MCS4)	-9.01	4.30	-4.71	-1	-3.71
	6515	113	ax (20MHz)	49/51.6 (MCS4)	-9.07	3.40	-5.67	-1	-4.67
	6445	99	ax (40MHz)	98/103.2 (MCS4)	-8.75	4.30	-4.45	-1	-3.45
	6485	107	ax (40MHz)	98/103.2 (MCS4)	-8.83	4.30	-4.53	-1	-3.53
	6525	115	ax (40MHz)	98/103.2 (MCS4)	-8.63	3.40	-5.23	-1	-4.23
	6465	103	ax (80MHz)	204/216.2 (MCS4)	-8.01	4.30	-3.71	-1	-2.71
Band 7	6505	111	ax (160MHz)	367.5/432.4 (MCS4)	-7.19	3.40	-3.79	-1	-2.79
	6535	117	a	24	-9.86	3.40	-6.46	-1	-5.46
	6695	149	a	24	-8.47	4.20	-4.27	-1	-3.27
	6875	185	a	24	-7.08	4.70	-2.38	-1	-1.38
	6535	117	ax (20MHz)	49/51.6 (MCS4)	-10.36	3.40	-6.96	-1	-5.96
	6695	149	ax (20MHz)	49/51.6 (MCS4)	-9.24	4.20	-5.04	-1	-4.04
	6875	185	ax (20MHz)	49/51.6 (MCS4)	-7.99	4.70	-3.29	-1	-2.29
	6565	123	ax (40MHz)	98/103.2 (MCS4)	-7.48	3.40	-4.08	-1	-3.08
	6725	155	ax (40MHz)	98/103.2 (MCS4)	-7.07	4.10	-2.97	-1	-1.97
	6845	179	ax (40MHz)	98/103.2 (MCS4)	-6.88	4.70	-2.18	-1	-1.18
	6545	119	ax (80MHz)	204/216.2 (MCS4)	-7.19	3.40	-3.79	-1	-2.79
	6705	151	ax (80MHz)	204/216.2 (MCS4)	-7.26	4.20	-3.06	-1	-2.06
	6865	183	ax (80MHz)	204/216.2 (MCS4)	-7.12	4.70	-2.42	-1	-1.42
	6665	143	ax (160MHz)	367.5/432.4 (MCS4)	-7.15	4.20	-2.95	-1	-1.95
Band 8	6825	175	ax (160MHz)	367.5/432.4 (MCS4)	-7.41	4.70	-2.71	-1	-1.71
	6895	189	a	24	-7.06	4.70	-2.36	-1	-1.36
	6995	209	a	24	-6.32	4.20	-2.12	-1	-1.12
	7115	233	a	24	-9.25	4.10	-5.15	-1	-4.15
	6895	189	ax (20MHz)	49/51.6 (MCS4)	-7.04	4.70	-2.34	-1	-1.34
	6995	209	ax (20MHz)	49/51.6 (MCS4)	-7.74	4.20	-3.54	-1	-2.54
	7115	233	ax (20MHz)	49/51.6 (MCS4)	-10.63	4.10	-6.53	-1	-5.53
	6885	187	ax (40MHz)	98/103.2 (MCS4)	-7.45	4.70	-2.75	-1	-1.75
	7005	211	ax (40MHz)	98/103.2 (MCS4)	-7.69	4.20	-3.49	-1	-2.49
	7085	227	ax (40MHz)	98/103.2 (MCS4)	-8.57	4.10	-4.47	-1	-3.47
	6945	199	ax (80MHz)	204/216.2 (MCS4)	-6.62	4.20	-2.42	-1	-1.42
7025	215	ax (80MHz)	204/216.2 (MCS4)	-7.54	4.10	-3.44	-1	-2.44	
6985	207	ax (160MHz)	367.5/432.4 (MCS4)	-7.54	4.20	-3.34	-1	-2.34	

Table 7-45. Power Spectral Density Measurements Antenna 5b (Mid Data Rate)

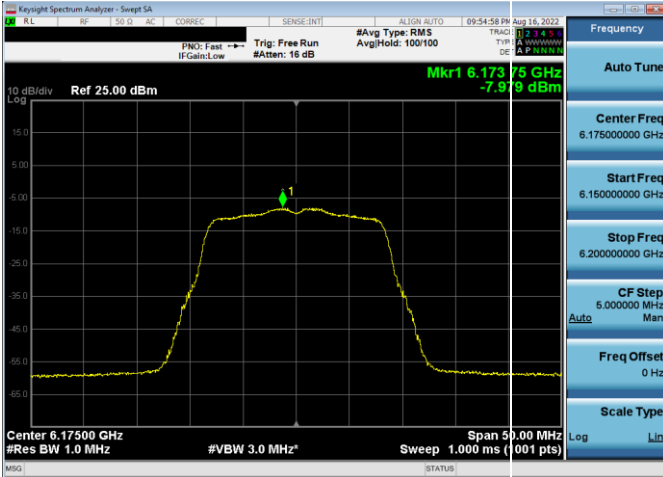
FCC ID: BCGA2435 IC: 579C-A2435		MEASUREMENT REPORT (CERTIFICATION)	Approved by: Technical Manager
Test Report S/N: 1C2205090025-21-R2.BCG	Test Dates: 05/27/2022 - 9/12/2022	EUT Type: Tablet Device	Page 68 of 282

	Frequency [MHz]	Channel No.	802.11 Mode	Data Rate [MHz]	Measured Power Density [dBm/MHz]	Antenna Gain [dBi]	e.i.r.p Density [dBm/MHz]	Max EIRP Density [dBm/MHz]	Margin [dB]
Band 5	5955	1	a	54	-9.24	4.20	-5.04	-1	-4.04
	6175	45	a	54	-7.40	3.90	-3.50	-1	-2.50
	6415	93	a	54	-8.90	4.30	-4.60	-1	-3.60
	5955	1	ax (20MHz)	135/143.4 (MCS11)	-9.20	4.20	-5.00	-1	-4.00
	6175	45	ax (20MHz)	135/143.4 (MCS11)	-9.49	3.90	-5.59	-1	-4.59
	6415	93	ax (20MHz)	135/143.4 (MCS11)	-9.01	4.30	-4.71	-1	-3.71
	5965	3	ax (40MHz)	271/286.8 (MCS11)	-8.53	4.20	-4.33	-1	-3.33
	6165	43	ax (40MHz)	271/286.8 (MCS11)	-8.90	3.90	-5.00	-1	-4.00
	6405	91	ax (40MHz)	271/286.8 (MCS11)	-9.04	4.20	-4.84	-1	-3.84
	5985	7	ax (80MHz)	567/600.5 (MCS11)	-8.49	4.20	-4.29	-1	-3.29
	6145	39	ax (80MHz)	567/600.5 (MCS11)	-8.84	3.90	-4.94	-1	-3.94
	6385	87	ax (80MHz)	567/600.5 (MCS11)	-8.56	4.20	-4.36	-1	-3.36
	6025	15	ax (160MHz)	1020.8/1201 (MCS11)	-6.71	3.90	-2.81	-1	-1.81
Band 6	6185	47	ax (160MHz)	1020.8/1201 (MCS11)	-6.86	3.90	-2.96	-1	-1.96
	6345	79	ax (160MHz)	1020.8/1201 (MCS11)	-6.48	4.20	-2.28	-1	-1.28
	6435	97	a	54	-8.99	4.30	-4.69	-1	-3.69
	6475	105	a	54	-8.72	4.30	-4.42	-1	-3.42
	6515	113	a	54	-8.74	3.40	-5.34	-1	-4.34
	6435	97	ax (20MHz)	135/143.4 (MCS11)	-9.28	4.30	-4.98	-1	-3.98
	6475	105	ax (20MHz)	135/143.4 (MCS11)	-8.71	4.30	-4.41	-1	-3.41
	6515	113	ax (20MHz)	135/143.4 (MCS11)	-8.86	3.40	-5.46	-1	-4.46
	6445	99	ax (40MHz)	271/286.8 (MCS11)	-8.59	4.30	-4.29	-1	-3.29
	6485	107	ax (40MHz)	271/286.8 (MCS11)	-8.19	4.30	-3.89	-1	-2.89
	6525	115	ax (40MHz)	271/286.8 (MCS11)	-8.44	3.40	-5.04	-1	-4.04
	6465	103	ax (80MHz)	567/600.5 (MCS11)	-7.70	4.30	-3.40	-1	-2.40
	6505	111	ax (160MHz)	1020.8/1201 (MCS11)	-6.71	3.40	-3.31	-1	-2.31
Band 7	6535	117	a	54	-10.36	3.40	-6.96	-1	-5.96
	6695	149	a	54	-9.72	4.20	-5.52	-1	-4.52
	6875	185	a	54	-8.32	4.70	-3.62	-1	-2.62
	6535	117	ax (20MHz)	135/143.4 (MCS11)	-10.80	3.40	-7.40	-1	-6.40
	6695	149	ax (20MHz)	135/143.4 (MCS11)	-9.64	4.20	-5.44	-1	-4.44
	6875	185	ax (20MHz)	135/143.4 (MCS11)	-7.99	4.70	-3.29	-1	-2.29
	6565	123	ax (40MHz)	271/286.8 (MCS11)	-7.35	3.40	-3.95	-1	-2.95
	6725	155	ax (40MHz)	271/286.8 (MCS11)	-6.92	4.10	-2.82	-1	-1.82
	6845	179	ax (40MHz)	271/286.8 (MCS11)	-6.78	4.70	-2.08	-1	-1.08
	6545	119	ax (80MHz)	567/600.5 (MCS11)	-6.90	3.40	-3.50	-1	-2.50
	6705	151	ax (80MHz)	567/600.5 (MCS11)	-7.02	4.20	-2.82	-1	-1.82
	6865	183	ax (80MHz)	567/600.5 (MCS11)	-6.84	4.70	-2.14	-1	-1.14
	6665	143	ax (160MHz)	1020.8/1201 (MCS11)	-7.06	4.20	-2.86	-1	-1.86
6825	175	ax (160MHz)	1020.8/1201 (MCS11)	-7.27	4.70	-2.57	-1	-1.57	
Band 8	6895	189	a	54	-6.23	4.70	-1.53	-1	-0.53
	6995	209	a	54	-7.05	4.20	-2.85	-1	-1.85
	7115	233	a	54	-11.06	4.10	-6.96	-1	-5.96
	6895	189	ax (20MHz)	135/143.4 (MCS11)	-6.84	4.70	-2.14	-1	-1.14
	6995	209	ax (20MHz)	135/143.4 (MCS11)	-7.32	4.20	-3.12	-1	-2.12
	7115	233	ax (20MHz)	135/143.4 (MCS11)	-10.63	4.10	-6.53	-1	-5.53
	6885	187	ax (40MHz)	271/286.8 (MCS11)	-7.25	4.70	-2.55	-1	-1.55
	7005	211	ax (40MHz)	271/286.8 (MCS11)	-7.24	4.20	-3.04	-1	-2.04
	7085	227	ax (40MHz)	271/286.8 (MCS11)	-8.31	4.10	-4.21	-1	-3.21
	6945	199	ax (80MHz)	567/600.5 (MCS11)	-6.59	4.20	-2.39	-1	-1.39
	7025	215	ax (80MHz)	567/600.5 (MCS11)	-7.10	4.10	-3.00	-1	-2.00
	6985	207	ax (160MHz)	1020.8/1201 (MCS11)	-7.33	4.20	-3.13	-1	-2.13

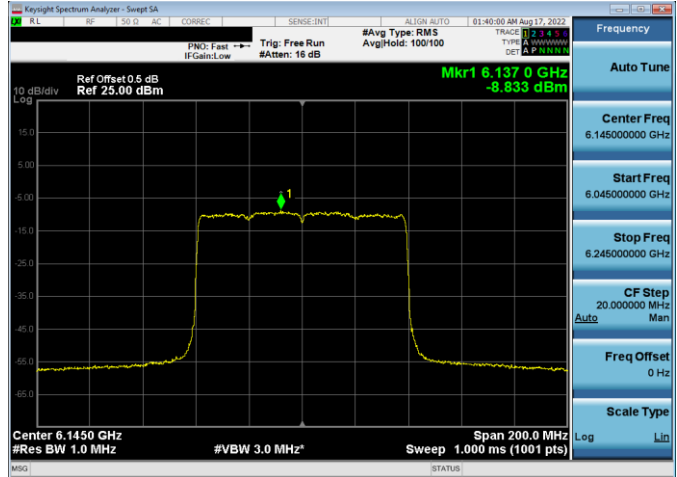
Table 7-46. Power Spectral Density Measurements Antenna 5b (High Data Rate)

FCC ID: BCGA2435 IC: 579C-A2435		MEASUREMENT REPORT (CERTIFICATION)	Approved by: Technical Manager
Test Report S/N: 1C2205090025-21-R2.BCG	Test Dates: 05/27/2022 - 9/12/2022	EUT Type: Tablet Device	Page 69 of 282

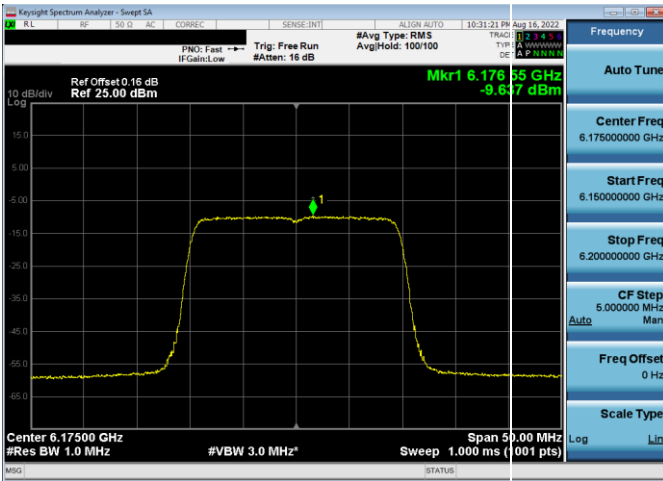
Low Data Rate



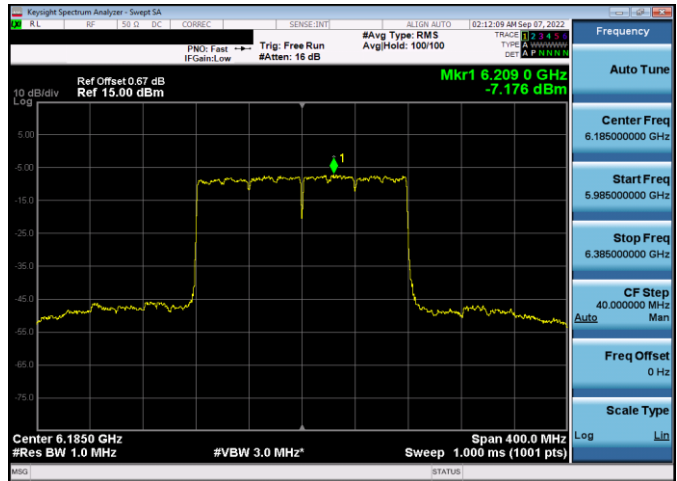
Plot 7-121. Power Spectral Density Plot Antenna 5b (20MHz 802.11a (UNII Band 5) – Ch. 45, 12Mbps)



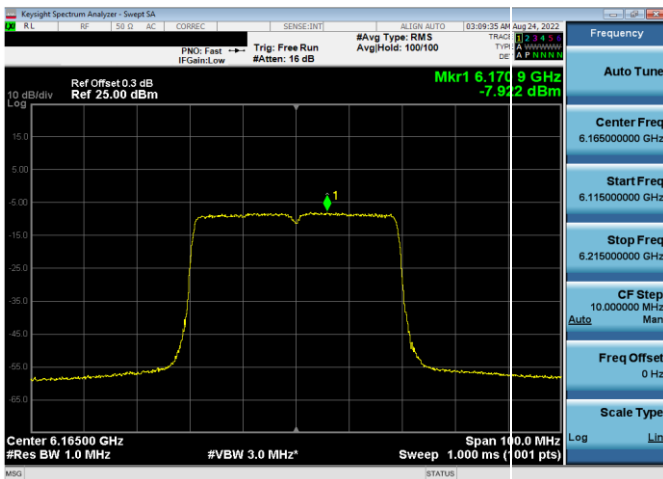
Plot 7-124. Power Spectral Density Plot Antenna 5b (80MHz 802.11ax (UNII Band 5) – Ch. 39, MCS2)



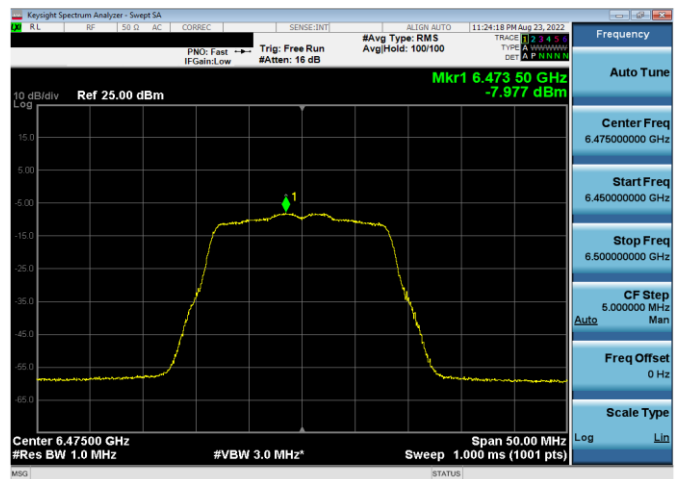
Plot 7-122. Power Spectral Density Plot Antenna 5b (20MHz 802.11ax (UNII Band 5) – Ch. 45, MCS2)



Plot 7-125. Power Spectral Density Plot Antenna 5b (160MHz 802.11ax (UNII Band 5) – Ch. 47, MCS2)

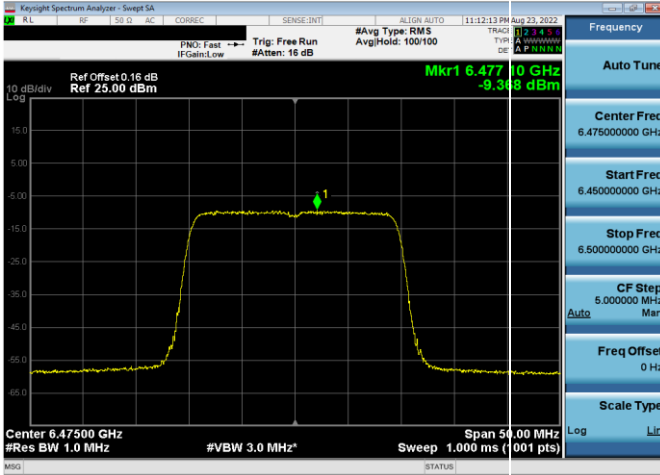


Plot 7-123. Power Spectral Density Plot Antenna 5b (40MHz 802.11ax (UNII Band 5) – Ch. 43, MCS2)

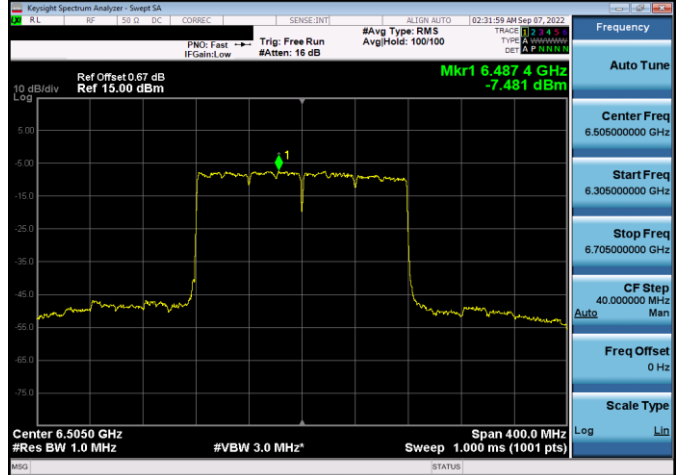


Plot 7-126. Power Spectral Density Plot Antenna 5b (20MHz 802.11a (UNII Band 6) – Ch. 105, 12Mbps)

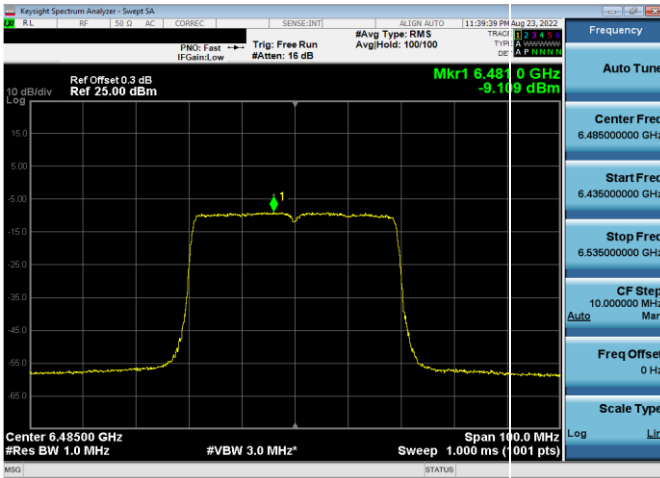
FCC ID: BCGA2435 IC: 579C-A2435		MEASUREMENT REPORT (CERTIFICATION)	Approved by: Technical Manager
Test Report S/N: 1C2205090025-21-R2.BCG	Test Dates: 05/27/2022 - 9/12/2022	EUT Type: Tablet Device	Page 70 of 282



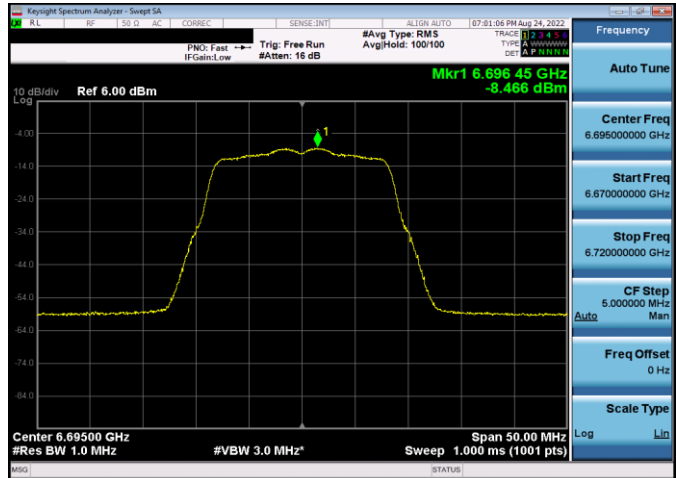
Plot 7-127. Power Spectral Density Plot Antenna 5b (20MHz 802.11ax (UNII Band 6) – Ch. 105, MCS2)



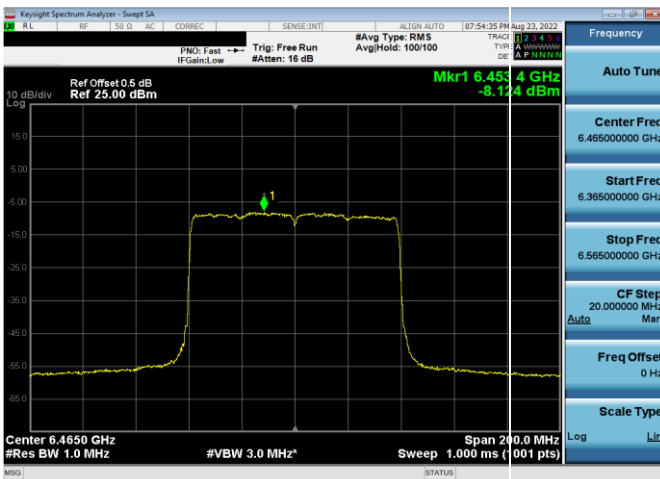
Plot 7-130. Power Spectral Density Plot Antenna 5b (160MHz 802.11ax (UNII Band 6) – Ch. 111, MCS2)



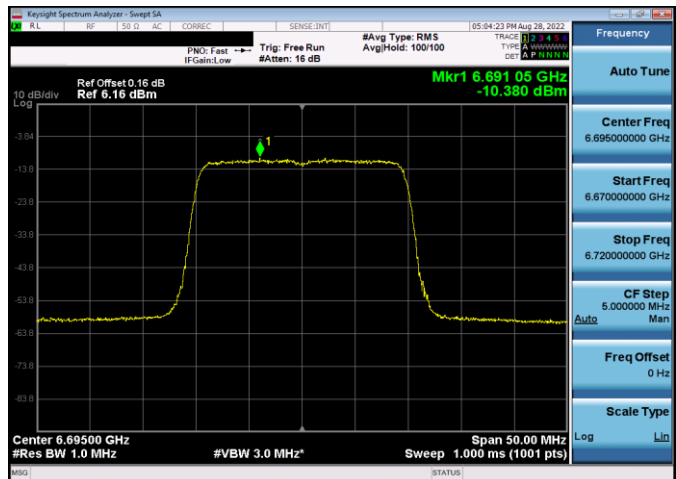
Plot 7-128. Power Spectral Density Plot Antenna 5b (40MHz 802.11ax (UNII Band 6) – Ch. 107, MCS2)



Plot 7-131. Power Spectral Density Plot Antenna 5b (20MHz 802.11a (UNII Band 7) – Ch. 149, 12Mbps)

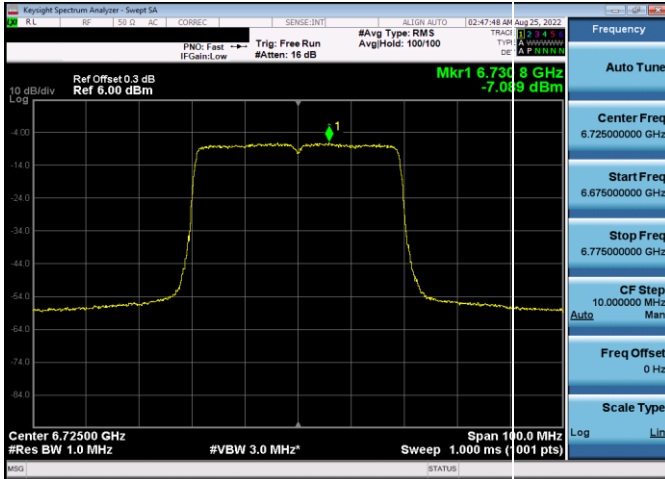


Plot 7-129. Power Spectral Density Plot Antenna 5b (80MHz 802.11ax (UNII Band 6) – Ch. 103, MCS2)

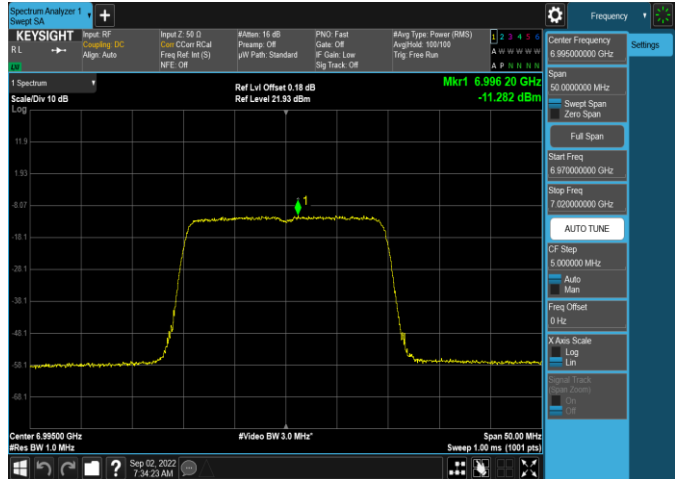


Plot 7-132. Power Spectral Density Plot Antenna 5b (20MHz 802.11ax (UNII Band 7) – Ch. 149, MCS2)

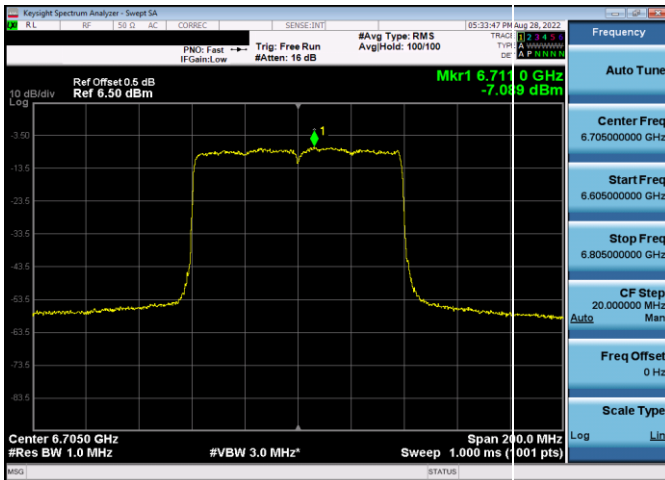
FCC ID: BCGA2435 IC: 579C-A2435		MEASUREMENT REPORT (CERTIFICATION)	Approved by: Technical Manager
Test Report S/N: 1C2205090025-21-R2.BCG	Test Dates: 05/27/2022 - 9/12/2022	EUT Type: Tablet Device	Page 71 of 282



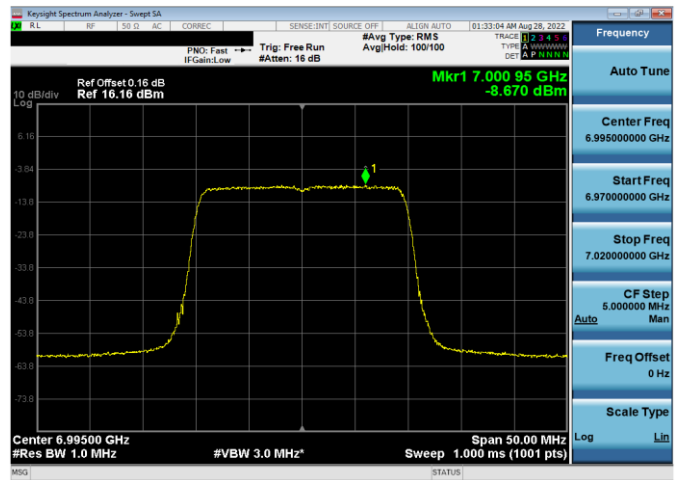
Plot 7-133. Power Spectral Density Plot Antenna 5b (40MHz 802.11ax (UNII Band 7) – Ch. 155, MCS2)



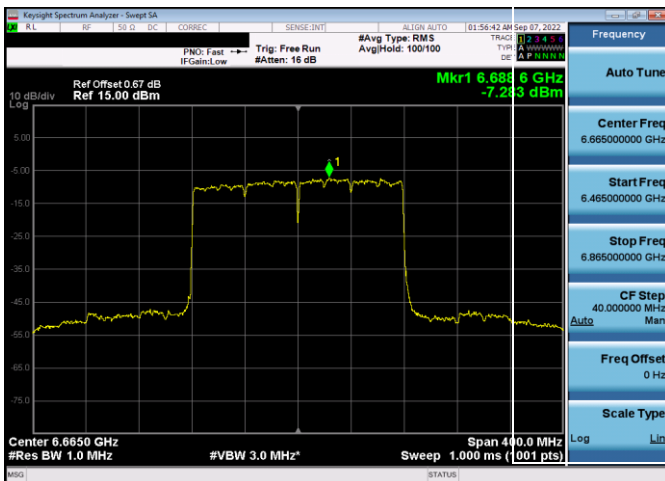
Plot 7-136. Power Spectral Density Plot Antenna 5b (20MHz 802.11a (UNII Band 8) – Ch. 209, 12Mbps)



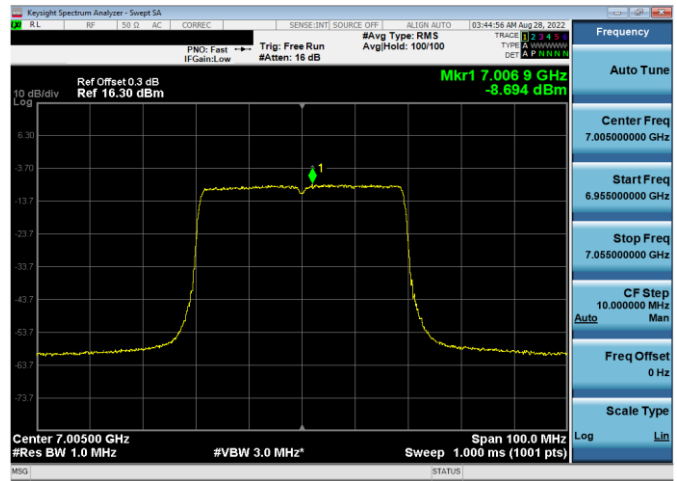
Plot 7-134. Power Spectral Density Plot Antenna 5b (80MHz 802.11ax (UNII Band 7) – Ch. 151, MCS2)



Plot 7-137. Power Spectral Density Plot Antenna 5b (20MHz 802.11ax (UNII Band 8) – Ch. 209, MCS2)

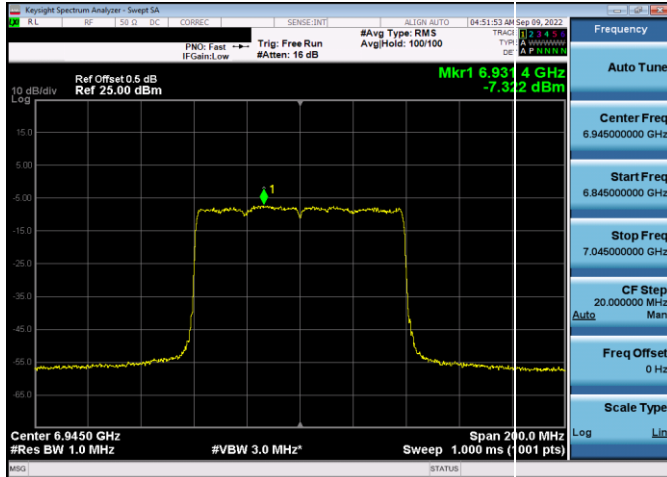


Plot 7-135. Power Spectral Density Plot Antenna 5b (160MHz 802.11ax (UNII Band 7) – Ch. 143, MCS2)

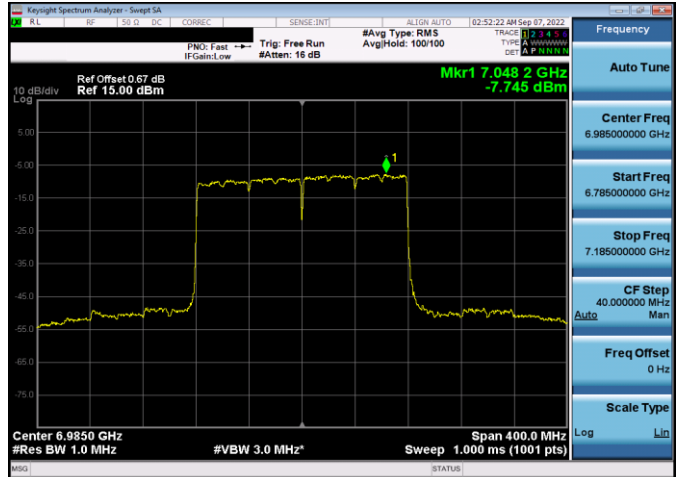


Plot 7-138. Power Spectral Density Plot Antenna 5b (40MHz 802.11ax (UNII Band 8) – Ch. 211, MCS2)

FCC ID: BCGA2435 IC: 579C-A2435		MEASUREMENT REPORT (CERTIFICATION)	Approved by: Technical Manager
Test Report S/N: 1C2205090025-21-R2.BCG	Test Dates: 05/27/2022 - 9/12/2022	EUT Type: Tablet Device	Page 72 of 282



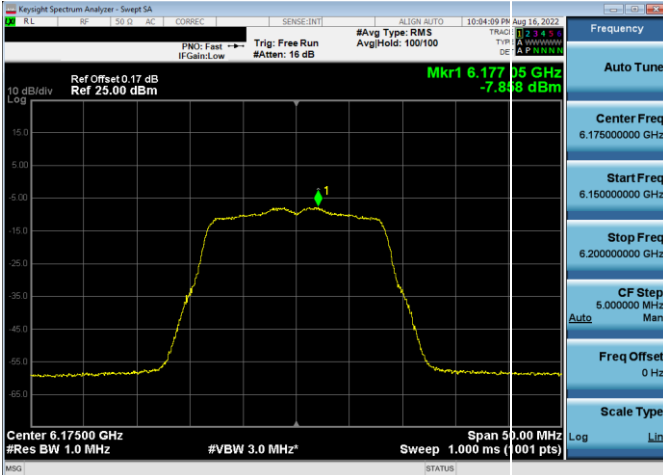
Plot 7-139. Power Spectral Density Plot Antenna 5b (80MHz 802.11ax (UNII Band 8) – Ch. 199, MCS2)



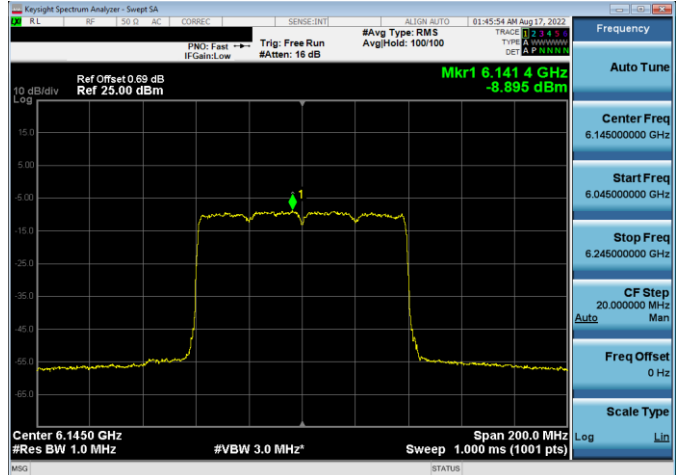
Plot 7-140. Power Spectral Density Plot Antenna 5b (160MHz 802.11ax (UNII Band 8) – Ch. 207, MCS2)

FCC ID: BCGA2435 IC: 579C-A2435		MEASUREMENT REPORT (CERTIFICATION)	Approved by: Technical Manager
Test Report S/N: 1C2205090025-21-R2.BCG	Test Dates: 05/27/2022 - 9/12/2022	EUT Type: Tablet Device	Page 73 of 282

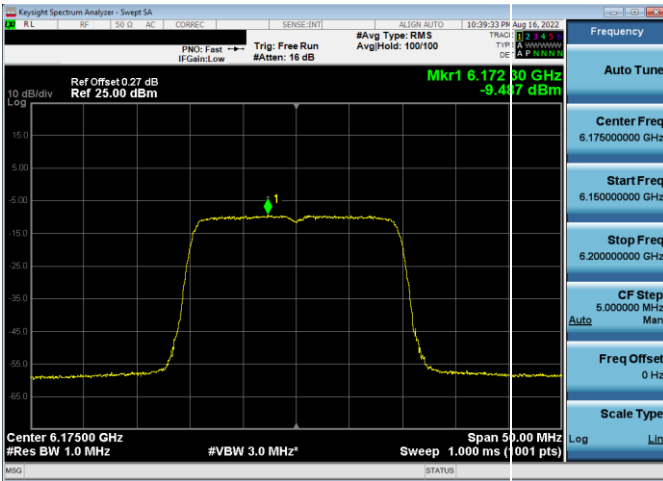
Mid Data Rate



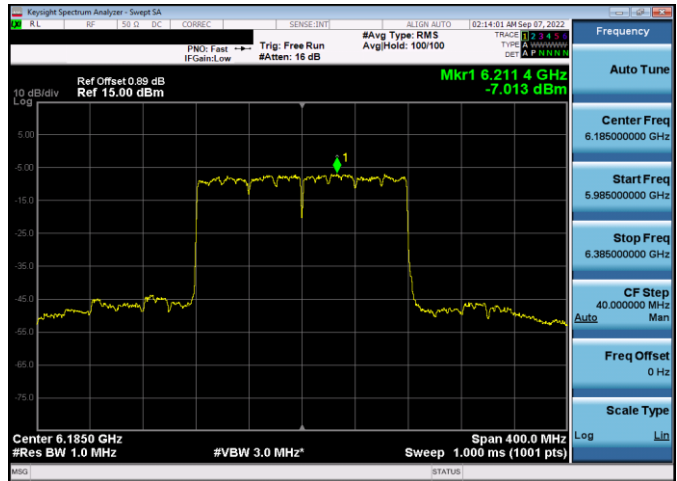
Plot 7-141. Power Spectral Density Plot Antenna 5b (20MHz 802.11a (UNII Band 5) – Ch. 45, 24Mbps)



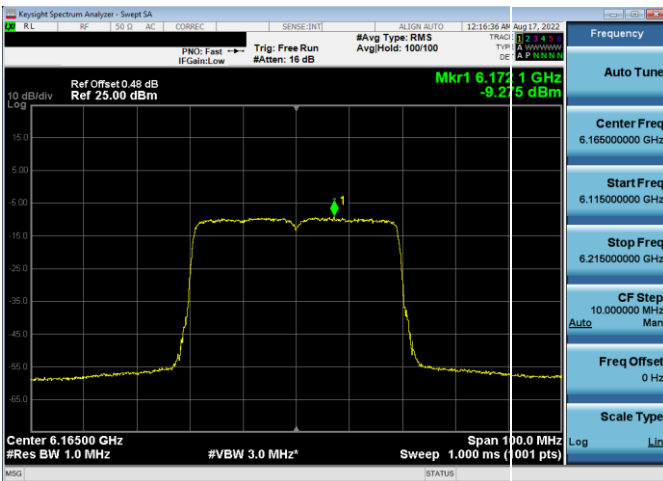
Plot 7-144. Power Spectral Density Plot Antenna 5b (80MHz 802.11ax (UNII Band 5) – Ch. 39, MCS4)



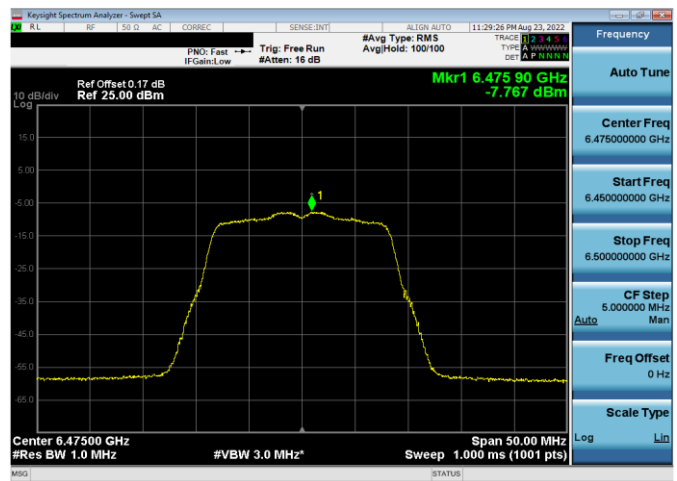
Plot 7-142. Power Spectral Density Plot Antenna 5b (20MHz 802.11ax (UNII Band 5) – Ch. 45, MCS4)



Plot 7-145. Power Spectral Density Plot Antenna 5b (160MHz 802.11ax (UNII Band 5) – Ch. 47, MCS4)

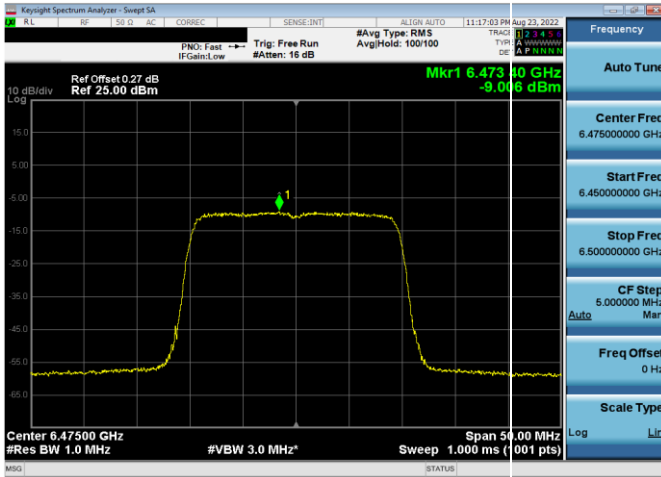


Plot 7-143. Power Spectral Density Plot Antenna 5b (40MHz 802.11ax (UNII Band 5) – Ch. 43, MCS4)



Plot 7-146. Power Spectral Density Plot Antenna 5b (20MHz 802.11a (UNII Band 6) – Ch. 105, 24Mbps)

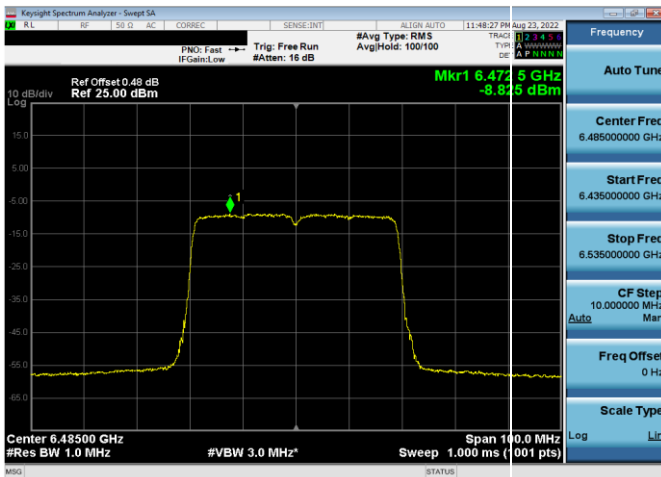
FCC ID: BCGA2435 IC: 579C-A2435		MEASUREMENT REPORT (CERTIFICATION)	Approved by: Technical Manager
Test Report S/N: 1C2205090025-21-R2.BCG	Test Dates: 05/27/2022 - 9/12/2022	EUT Type: Tablet Device	Page 74 of 282



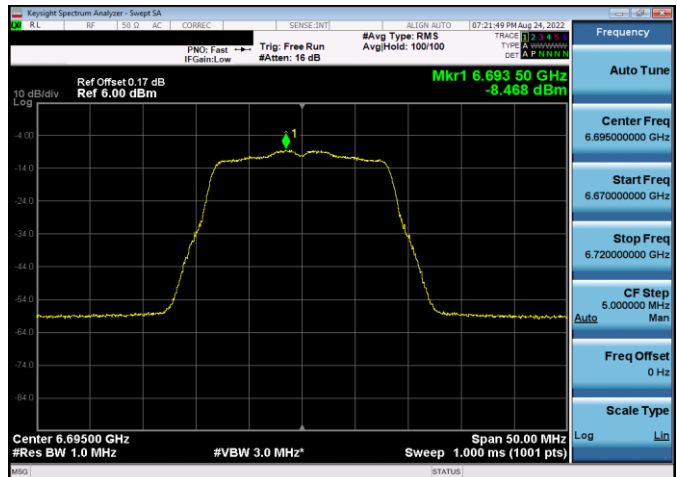
Plot 7-147. Power Spectral Density Plot Antenna 5b (20MHz 802.11ax (UNII Band 6) – Ch. 105, MCS4)



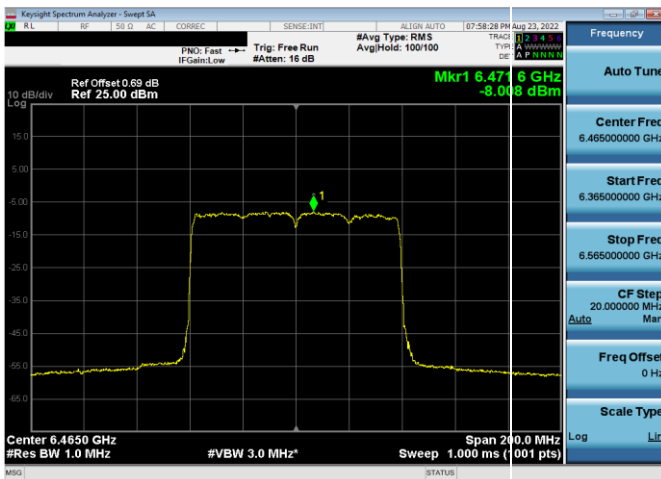
Plot 7-150. Power Spectral Density Plot Antenna 5b (160MHz 802.11ax (UNII Band 6) – Ch. 111, MCS4)



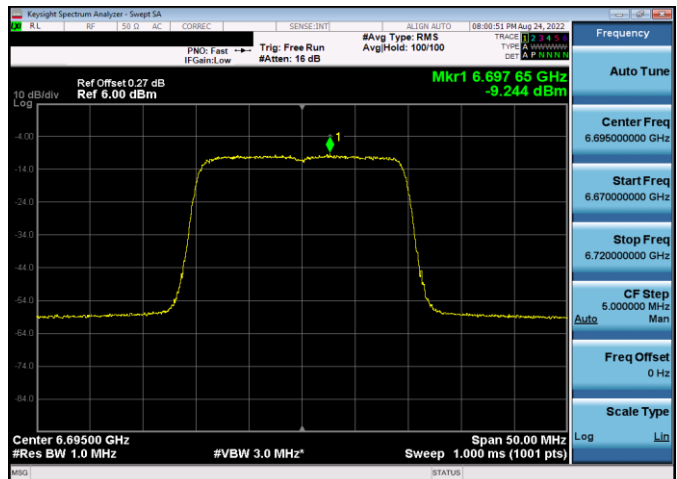
Plot 7-148. Power Spectral Density Plot Antenna 5b (40MHz 802.11ax (UNII Band 6) – Ch. 107, MCS4)



Plot 7-151. Power Spectral Density Plot Antenna 5b (20MHz 802.11a (UNII Band 7) – Ch. 149, 24Mbps)

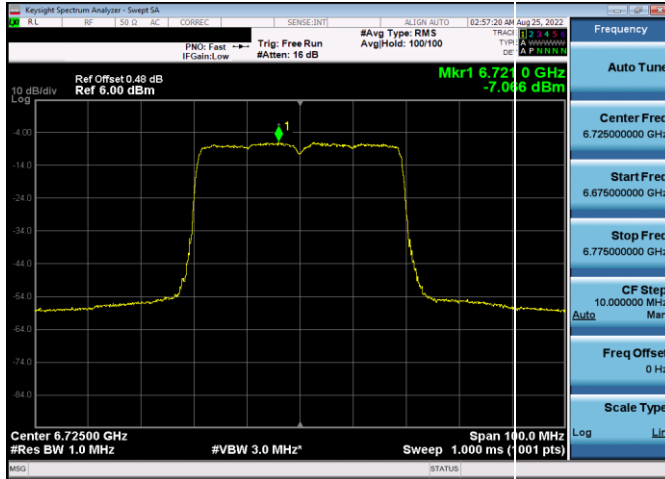


Plot 7-149. Power Spectral Density Plot Antenna 5b (80MHz 802.11ax (UNII Band 6) – Ch. 103, MCS4)

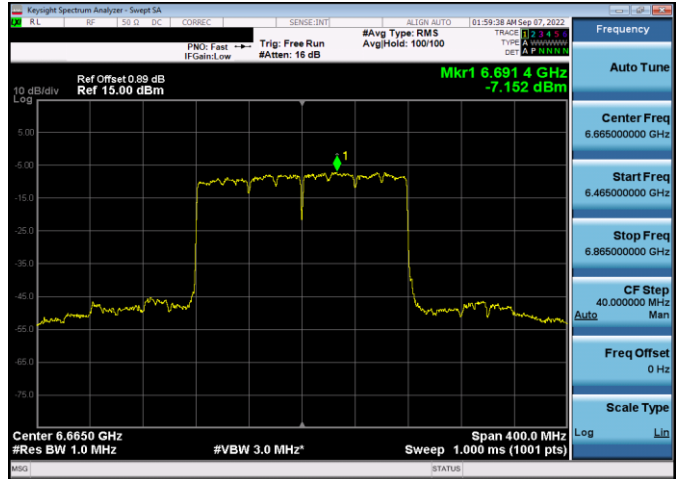


Plot 7-152. Power Spectral Density Plot Antenna 5b (20MHz 802.11ax (UNII Band 7) – Ch. 149, MCS4)

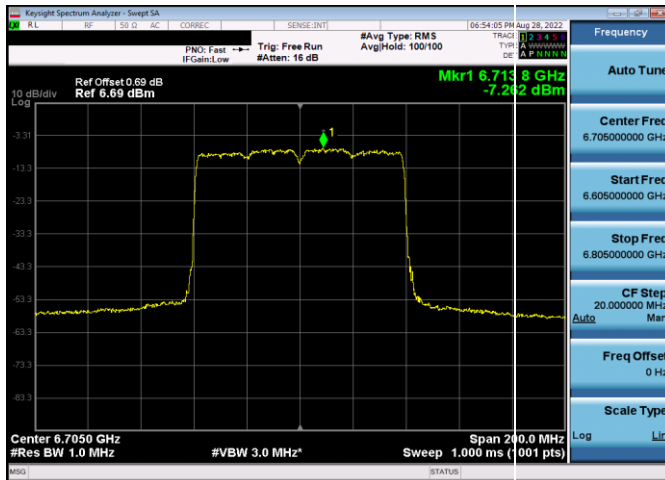
FCC ID: BCGA2435 IC: 579C-A2435		MEASUREMENT REPORT (CERTIFICATION)	Approved by: Technical Manager
Test Report S/N: 1C2205090025-21-R2.BCG	Test Dates: 05/27/2022 - 9/12/2022	EUT Type: Tablet Device	Page 75 of 282



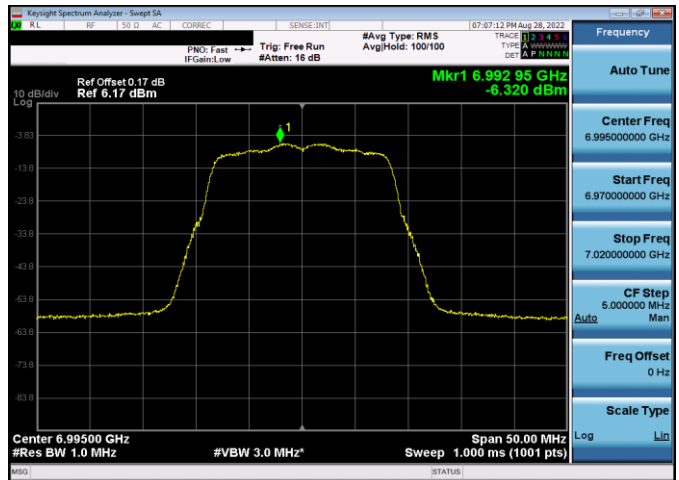
Plot 7-153. Power Spectral Density Plot Antenna 5b (40MHz 802.11ax (UNII Band 7) – Ch. 155, MCS4)



Plot 7-155. Power Spectral Density Plot Antenna 5b (160MHz 802.11ax (UNII Band 7) – Ch. 143, MCS4)



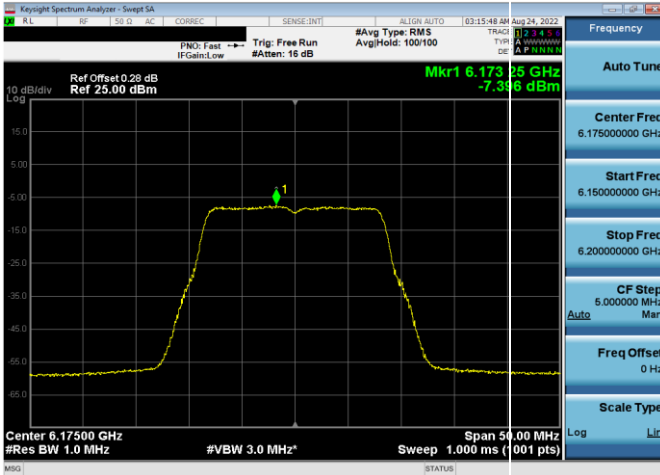
Plot 7-154. Power Spectral Density Plot Antenna 5b (80MHz 802.11ax (UNII Band 7) – Ch. 151, MCS4)



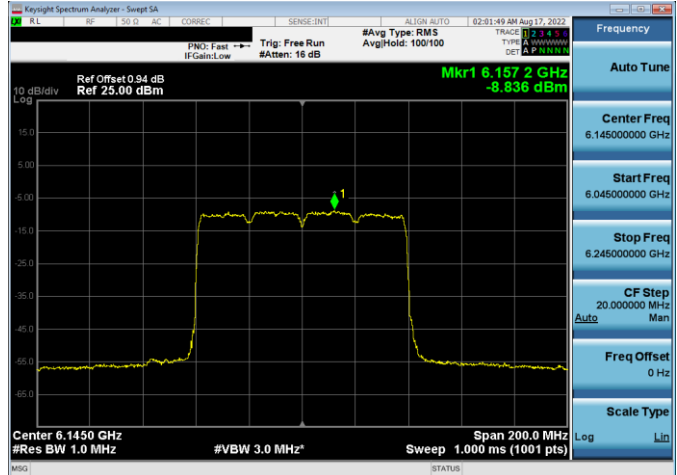
Plot 7-156. Power Spectral Density Plot Antenna 5b (20MHz 802.11a (UNII Band 8) – Ch. 209, 24Mbps)

FCC ID: BCGA2435 IC: 579C-A2435		MEASUREMENT REPORT (CERTIFICATION)	Approved by: Technical Manager
Test Report S/N: 1C2205090025-21-R2.BCG	Test Dates: 05/27/2022 - 9/12/2022	EUT Type: Tablet Device	Page 76 of 282

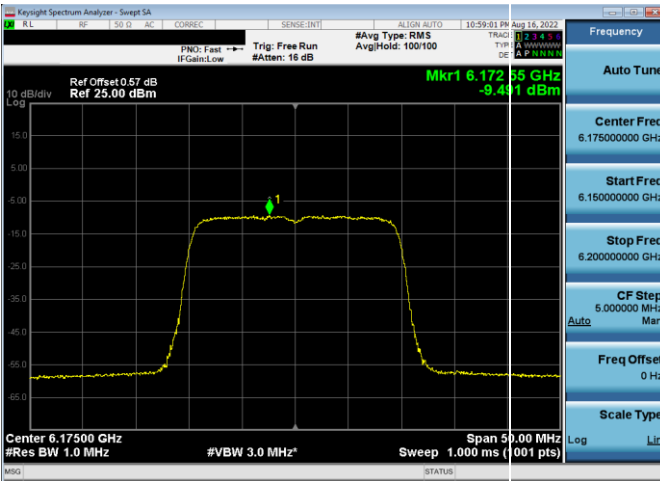
High Data Rate



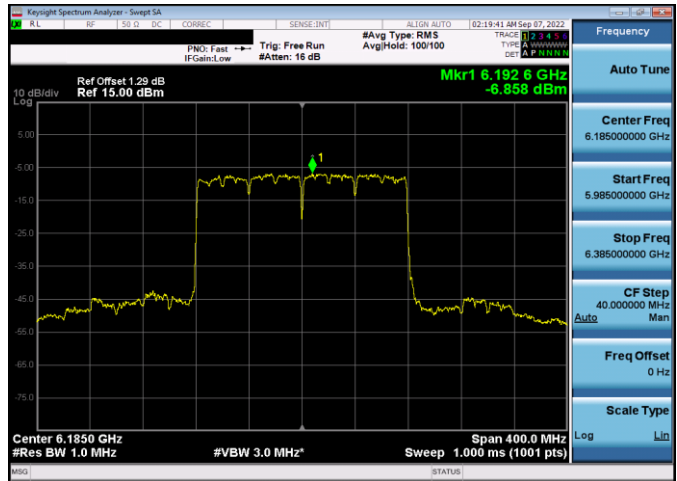
Plot 7-157. Power Spectral Density Plot Antenna 5b (20MHz 802.11a (UNII Band 5) – Ch. 45, 54Mbps)



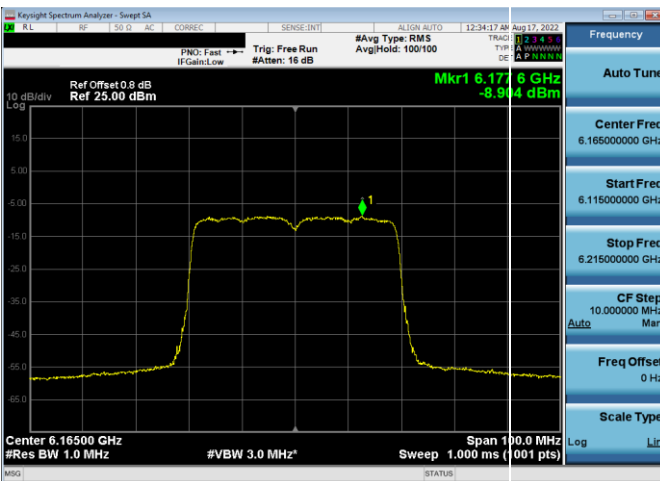
Plot 7-160. Power Spectral Density Plot Antenna 5b (80MHz 802.11ax (UNII Band 5) – Ch. 39, MCS11)



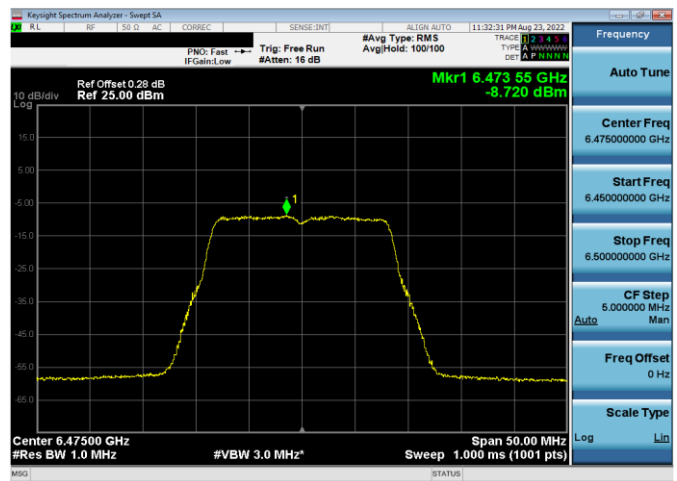
Plot 7-158. Power Spectral Density Plot Antenna 5b (20MHz 802.11ax (UNII Band 5) – Ch. 45, MCS11)



Plot 7-161. Power Spectral Density Plot Antenna 5b (160MHz 802.11ax (UNII Band 5) – Ch. 47, MCS11)

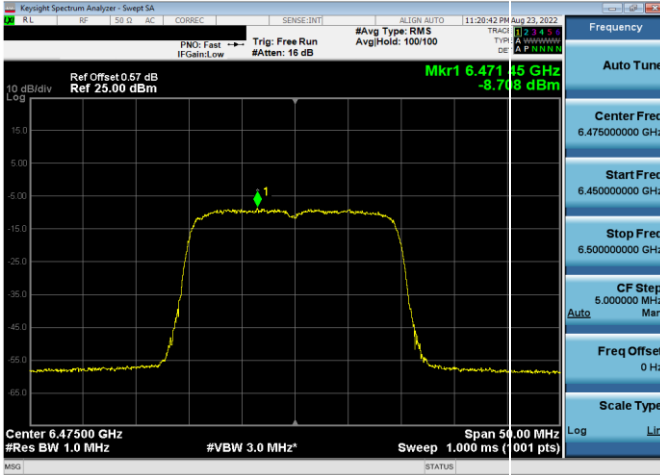


Plot 7-159. Power Spectral Density Plot Antenna 5b (40MHz 802.11ax (UNII Band 5) – Ch. 43, MCS11)

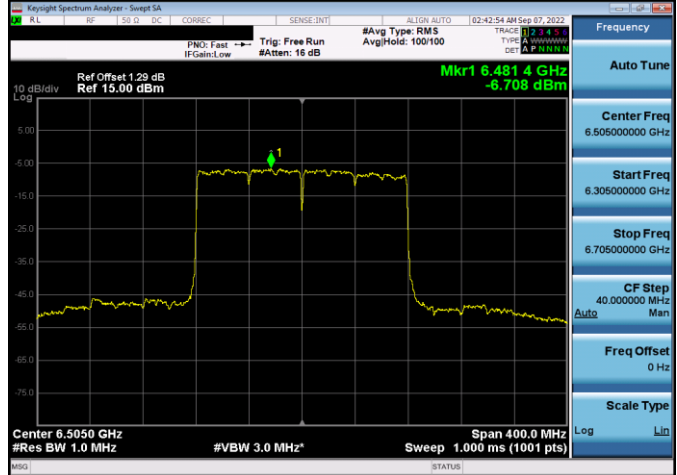


Plot 7-162. Power Spectral Density Plot Antenna 5b (20MHz 802.11a (UNII Band 6) – Ch. 105, 54Mbps)

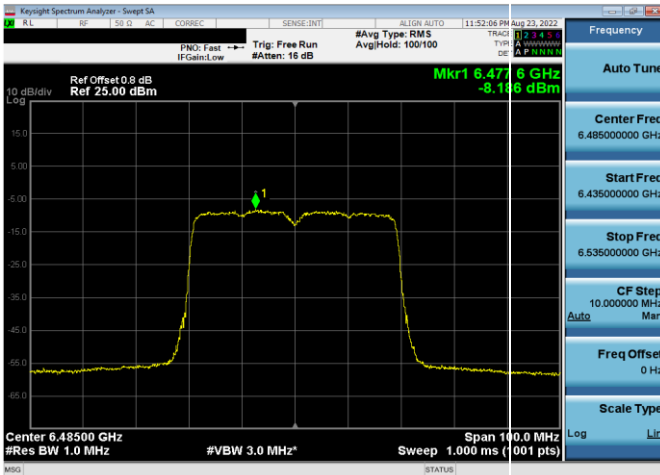
FCC ID: BCGA2435 IC: 579C-A2435		MEASUREMENT REPORT (CERTIFICATION)	Approved by: Technical Manager
Test Report S/N: 1C2205090025-21-R2.BCG	Test Dates: 05/27/2022 - 9/12/2022	EUT Type: Tablet Device	Page 77 of 282



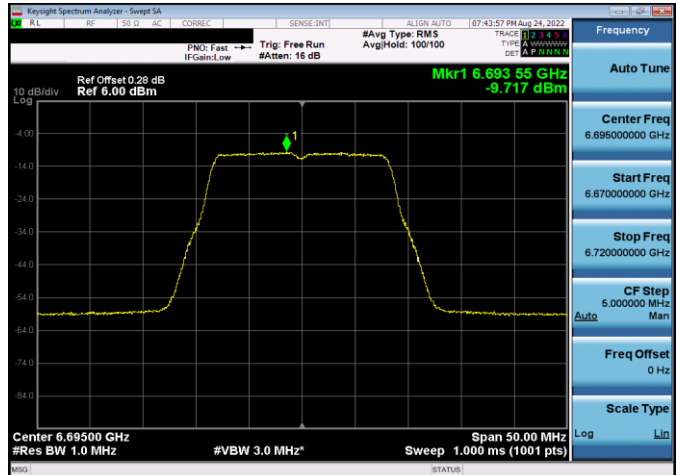
Plot 7-163. Power Spectral Density Plot Antenna 5b (20MHz 802.11ax (UNII Band 6) – Ch. 105, MCS11)



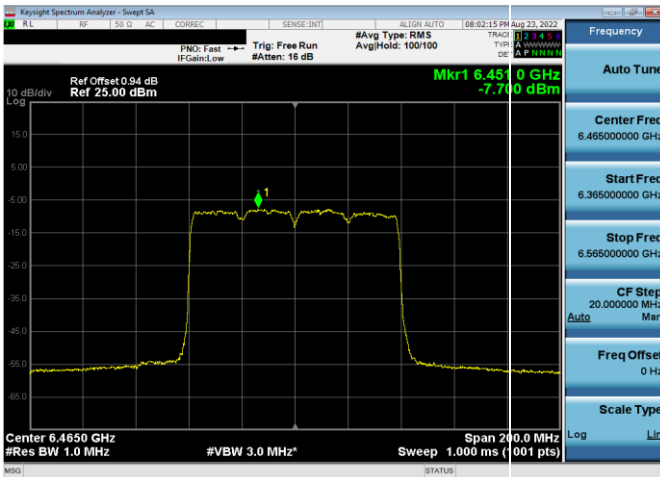
Plot 7-166. Power Spectral Density Plot Antenna 5b (160MHz 802.11ax (UNII Band 6) – Ch. 111, MCS11)



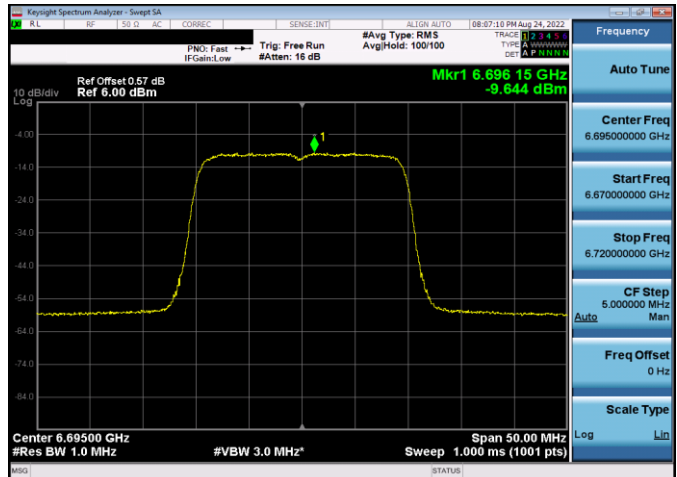
Plot 7-164. Power Spectral Density Plot Antenna 5b (40MHz 802.11ax (UNII Band 6) – Ch. 107, MCS11)



Plot 7-167. Power Spectral Density Plot Antenna 5b (20MHz 802.11a (UNII Band 7) – Ch. 149, 54Mbps)

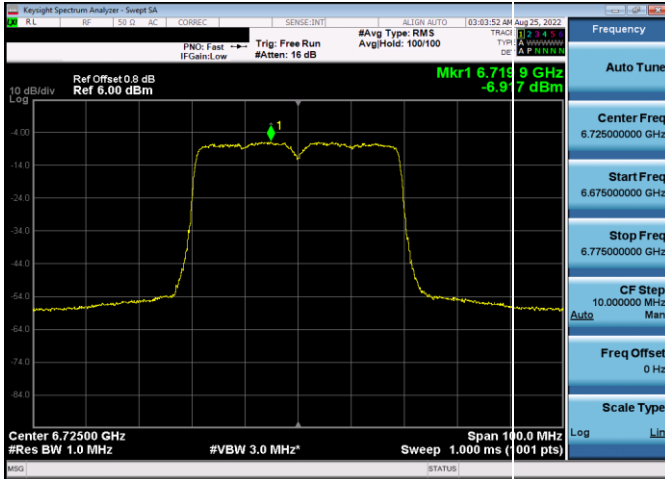


Plot 7-165. Power Spectral Density Plot Antenna 5b (80MHz 802.11ax (UNII Band 6) – Ch. 103, MCS11)

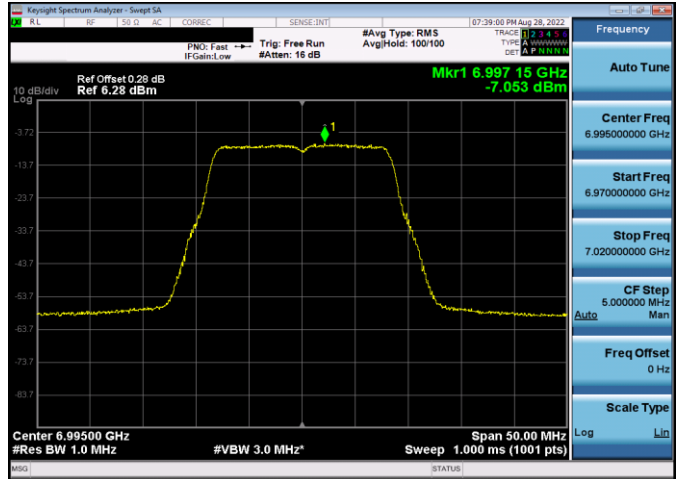


Plot 7-168. Power Spectral Density Plot Antenna 5b (20MHz 802.11ax (UNII Band 7) – Ch. 149, MCS11)

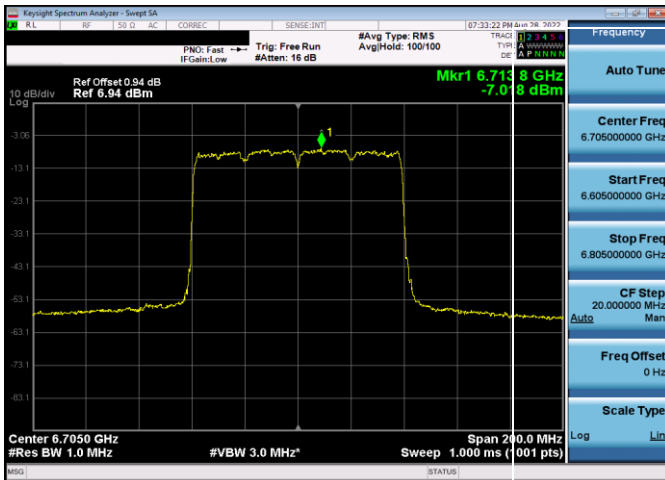
FCC ID: BCGA2435 IC: 579C-A2435		MEASUREMENT REPORT (CERTIFICATION)	Approved by: Technical Manager
Test Report S/N: 1C2205090025-21-R2.BCG	Test Dates: 05/27/2022 - 9/12/2022	EUT Type: Tablet Device	Page 78 of 282



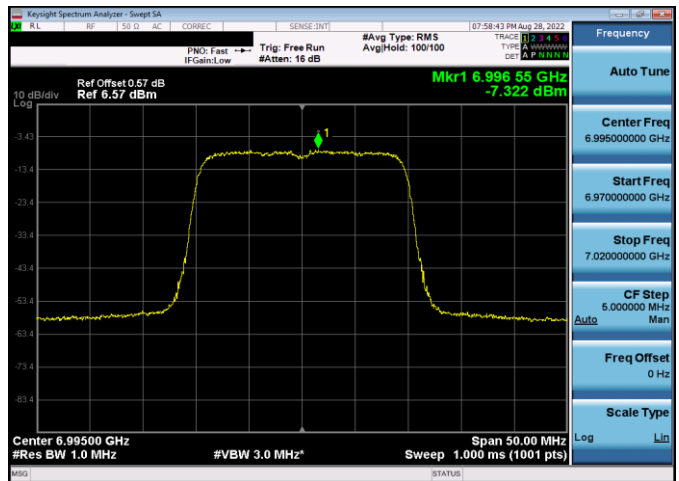
Plot 7-169. Power Spectral Density Plot Antenna 5b (40MHz 802.11ax (UNII Band 7) – Ch. 155, MCS11)



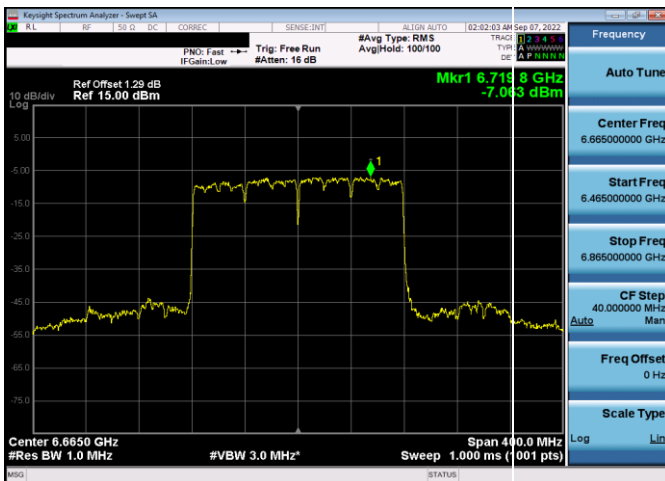
Plot 7-172. Power Spectral Density Plot Antenna 5b (20MHz 802.11a (UNII Band 8) – Ch. 209, 54Mbps)



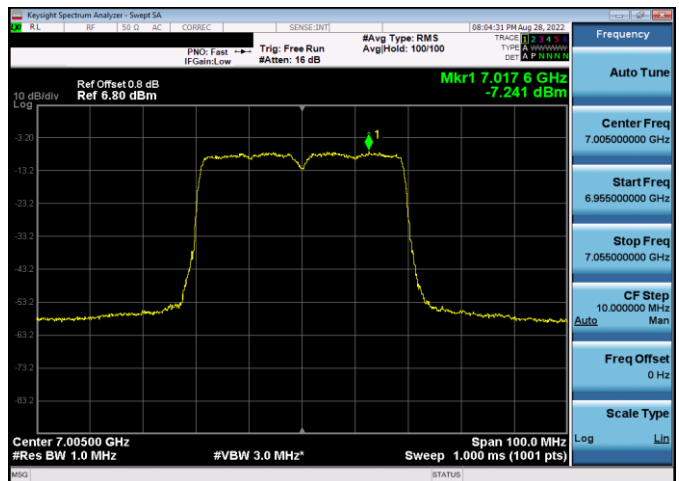
Plot 7-170. Power Spectral Density Plot Antenna 5b (80MHz 802.11ax (UNII Band 7) – Ch. 151, MCS11)



Plot 7-173. Power Spectral Density Plot Antenna 5b (20MHz 802.11ax (UNII Band 8) – Ch. 209, MCS11)

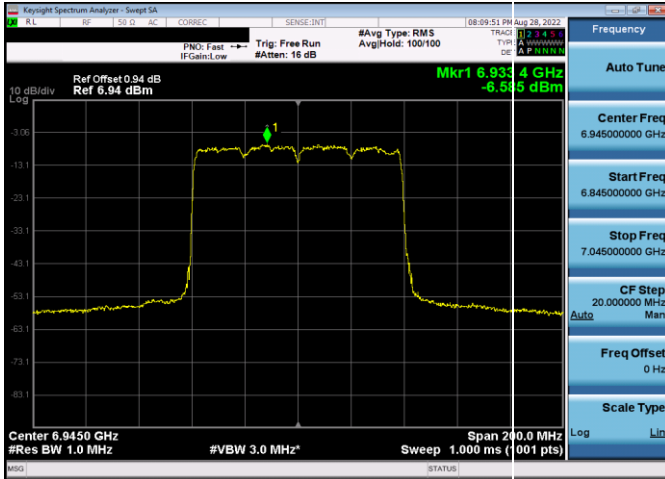


Plot 7-171. Power Spectral Density Plot Antenna 5b (160MHz 802.11ax (UNII Band 7) – Ch. 143, MCS11)

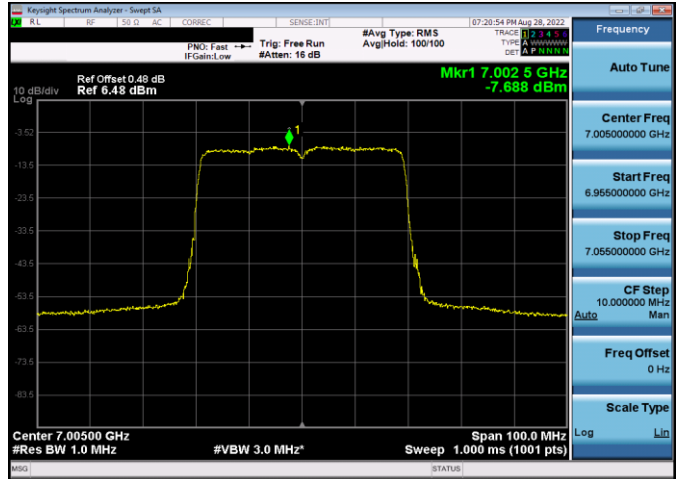


Plot 7-174. Power Spectral Density Plot Antenna 5b (40MHz 802.11ax (UNII Band 8) – Ch. 211, MCS11)

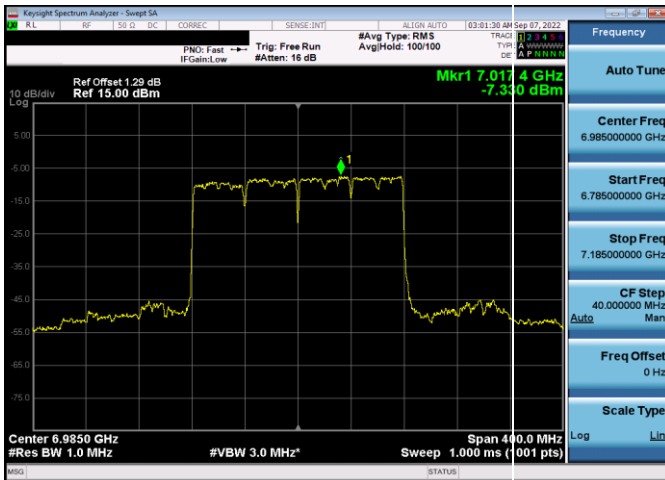
FCC ID: BCGA2435 IC: 579C-A2435		MEASUREMENT REPORT (CERTIFICATION)	Approved by: Technical Manager
Test Report S/N: 1C2205090025-21-R2.BCG	Test Dates: 05/27/2022 - 9/12/2022	EUT Type: Tablet Device	Page 79 of 282



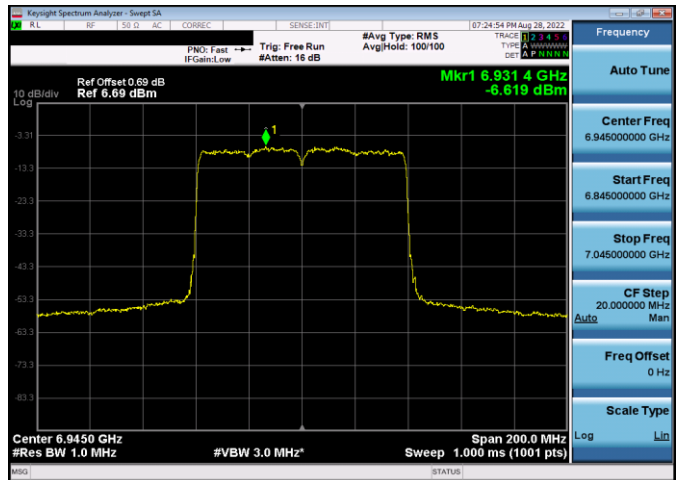
Plot 7-175. Power Spectral Density Plot Antenna 5b (80MHz) 802.11ax (UNII Band 8) - Ch. 199, MCS11)



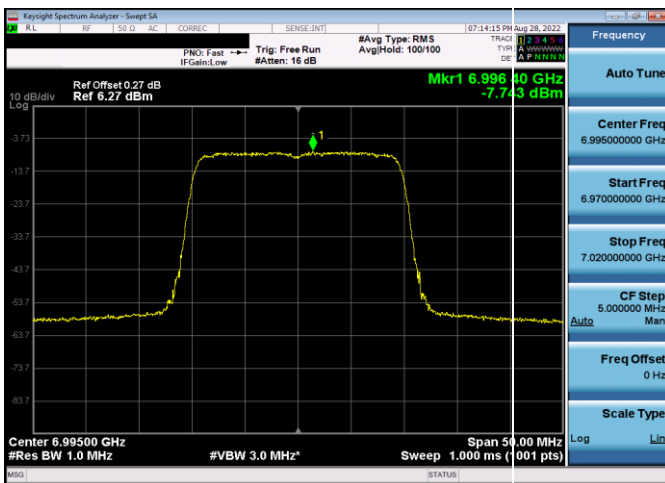
Plot 7-178. Power Spectral Density Plot Antenna 5b (40MHz) 802.11ax (UNII Band 8) - Ch. 211, MCS11)



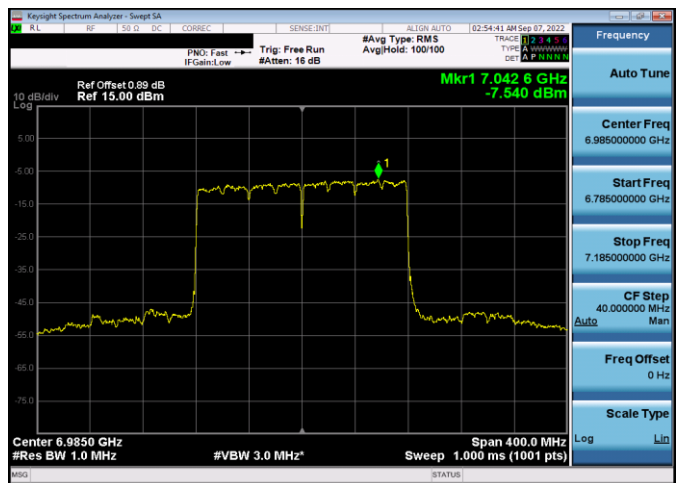
Plot 7-176. Power Spectral Density Plot Antenna 5b (160MHz) 802.11ax (UNII Band 8) - Ch. 207, MCS11)



Plot 7-179. Power Spectral Density Plot Antenna 5b (80MHz) 802.11ax (UNII Band 8) - Ch. 199, MCS11)



Plot 7-177. Power Spectral Density Plot Antenna 5b (20MHz) 802.11ax (UNII Band 8) - Ch. 209, MCS11)



Plot 7-180. Power Spectral Density Plot Antenna 5b (160MHz) 802.11ax (UNII Band 8) - Ch. 207, MCS11)

FCC ID: BCGA2435 IC: 579C-A2435		MEASUREMENT REPORT (CERTIFICATION)	Approved by: Technical Manager
Test Report S/N: 1C2205090025-21-R2.BCG	Test Dates: 05/27/2022 - 9/12/2022	EUT Type: Tablet Device	Page 80 of 282

7.4.2 Antenna 4a Power Spectral Density Measurements

	Frequency [MHz]	Channel No.	802.11 Mode	Data Rate [MHz]	Measured Power Density [dBm/MHz]	Antenna Gain [dBi]	e.i.r.p Density [dBm/MHz]	Max EIRP Density [dBm/MHz]	Margin [dB]
Band 5	5955	1	a	12	-7.84	-0.70	-8.54	-1	-7.54
	6175	45	a	12	-7.46	-0.60	-8.06	-1	-7.06
	6415	93	a	12	-7.44	1.20	-6.24	-1	-5.24
	5955	1	ax (20MHz)	24/25.8 (MCS2)	-9.33	-0.70	-10.03	-1	-9.03
	6175	45	ax (20MHz)	24/25.8 (MCS2)	-8.89	-0.60	-9.49	-1	-8.49
	6415	93	ax (20MHz)	24/25.8 (MCS2)	-9.09	1.20	-7.89	-1	-6.89
	5965	3	ax (40MHz)	49/51.6 (MCS2)	-8.49	-0.70	-9.19	-1	-8.19
	6165	43	ax (40MHz)	49/51.6 (MCS2)	-8.28	-0.60	-8.88	-1	-7.88
	6405	91	ax (40MHz)	49/51.6 (MCS2)	-8.70	1.00	-7.70	-1	-6.70
	5985	7	ax (80MHz)	102/108.1 (MCS2)	-8.33	-0.70	-9.03	-1	-8.03
	6145	39	ax (80MHz)	102/108.1 (MCS2)	-8.29	-0.60	-8.89	-1	-7.89
	6385	87	ax (80MHz)	102/108.1 (MCS2)	-8.43	1.00	-7.43	-1	-6.43
	6025	15	ax (160MHz)	183.8/216.2 (MCS2)	-8.04	-0.90	-8.94	-1	-7.94
	6185	47	ax (160MHz)	183.8/216.2 (MCS2)	-8.00	-0.60	-8.60	-1	-7.60
6345	79	ax (160MHz)	183.8/216.2 (MCS2)	-7.87	1.00	-6.87	-1	-5.87	
Band 6	6435	97	a	12	-7.77	1.20	-6.57	-1	-5.57
	6475	105	a	12	-7.69	1.20	-6.49	-1	-5.49
	6515	113	a	12	-7.94	-0.30	-8.24	-1	-7.24
	6435	97	ax (20MHz)	24/25.8 (MCS2)	-9.27	1.20	-8.07	-1	-7.07
	6475	105	ax (20MHz)	24/25.8 (MCS2)	-9.38	1.20	-8.18	-1	-7.18
	6515	113	ax (20MHz)	24/25.8 (MCS2)	-9.42	-0.30	-9.72	-1	-8.72
	6445	99	ax (40MHz)	49/51.6 (MCS2)	-8.69	1.20	-7.49	-1	-6.49
	6485	107	ax (40MHz)	49/51.6 (MCS2)	-8.67	1.20	-7.47	-1	-6.47
	6525	115	ax (40MHz)	49/51.6 (MCS2)	-8.66	-0.30	-8.96	-1	-7.96
	6465	103	ax (80MHz)	102/108.1 (MCS2)	-8.93	1.20	-7.73	-1	-6.73
Band 7	6505	111	ax (160MHz)	183.8/216.2 (MCS2)	-8.00	-0.30	-8.30	-1	-7.30
	6535	117	a	12	-8.87	-0.30	-9.17	-1	-8.17
	6695	149	a	12	-9.58	-1.60	-11.18	-1	-10.18
	6875	185	a	12	-8.94	-2.40	-11.34	-1	-10.34
	6535	117	ax (20MHz)	24/25.8 (MCS2)	-10.78	-0.30	-11.08	-1	-10.08
	6695	149	ax (20MHz)	24/25.8 (MCS2)	-9.85	-1.60	-11.45	-1	-10.45
	6875	185	ax (20MHz)	24/25.8 (MCS2)	-10.23	-2.40	-12.63	-1	-11.63
	6565	123	ax (40MHz)	49/51.6 (MCS2)	-8.33	-0.30	-8.63	-1	-7.63
	6725	155	ax (40MHz)	49/51.6 (MCS2)	-7.99	-1.50	-9.49	-1	-8.49
	6845	179	ax (40MHz)	49/51.6 (MCS2)	-8.22	-2.40	-10.62	-1	-9.62
	6545	119	ax (80MHz)	102/108.1 (MCS2)	-7.89	-0.30	-8.19	-1	-7.19
	6705	151	ax (80MHz)	102/108.1 (MCS2)	-8.08	-1.60	-9.68	-1	-8.68
	6865	183	ax (80MHz)	102/108.1 (MCS2)	-7.71	-2.40	-10.11	-1	-9.11
	6665	143	ax (160MHz)	183.8/216.2 (MCS2)	-8.50	-1.60	-10.10	-1	-9.10
Band 8	6825	175	ax (160MHz)	183.8/216.2 (MCS2)	-8.55	-2.40	-10.95	-1	-9.95
	6895	189	a	12	-6.15	-2.40	-8.55	-1	-7.55
	6995	209	a	12	-6.44	-3.30	-9.74	-1	-8.74
	7115	233	a	12	-8.46	-4.90	-13.36	-1	-12.36
	6895	189	ax (20MHz)	24/25.8 (MCS2)	-7.72	-2.40	-10.12	-1	-9.12
	6995	209	ax (20MHz)	24/25.8 (MCS2)	-7.97	-3.30	-11.27	-1	-10.27
	7115	233	ax (20MHz)	24/25.8 (MCS2)	-9.99	-4.90	-14.89	-1	-13.89
	6885	187	ax (40MHz)	49/51.6 (MCS2)	-7.97	-2.40	-10.37	-1	-9.37
	7005	211	ax (40MHz)	49/51.6 (MCS2)	-7.64	-3.30	-10.94	-1	-9.94
	7085	227	ax (40MHz)	49/51.6 (MCS2)	-7.77	-4.90	-12.67	-1	-11.67
	6945	199	ax (80MHz)	102/108.1 (MCS2)	-6.98	-3.30	-10.28	-1	-9.28
	7025	215	ax (80MHz)	102/108.1 (MCS2)	-7.66	-4.90	-12.56	-1	-11.56
	6985	207	ax (160MHz)	183.8/216.2 (MCS2)	-8.80	-3.30	-12.10	-1	-11.10

Table 7-47. Power Spectral Density Measurements Antenna 4a (Low Data Rate)

FCC ID: BCGA2435 IC: 579C-A2435		MEASUREMENT REPORT (CERTIFICATION)	Approved by: Technical Manager
Test Report S/N: 1C2205090025-21-R2.BCG	Test Dates: 05/27/2022 - 9/12/2022	EUT Type: Tablet Device	Page 81 of 282

	Frequency [MHz]	Channel No.	802.11 Mode	Data Rate [MHz]	Measured Power Density [dBm/MHz]	Antenna Gain [dBi]	e.i.r.p Density [dBm/MHz]	Max EIRP Density [dBm/MHz]	Margin [dB]
Band 5	5955	1	a	24	-7.73	-0.70	-8.43	-1	-7.43
	6175	45	a	24	-7.29	-0.60	-7.89	-1	-6.89
	6415	93	a	24	-7.37	1.20	-6.17	-1	-5.17
	5955	1	ax (20MHz)	49/51.6 (MCS4)	-8.87	-0.70	-9.57	-1	-8.57
	6175	45	ax (20MHz)	49/51.6 (MCS4)	-8.80	-0.60	-9.40	-1	-8.40
	6415	93	ax (20MHz)	49/51.6 (MCS4)	-8.80	1.20	-7.60	-1	-6.60
	5965	3	ax (40MHz)	98/103.2 (MCS4)	-8.12	-0.70	-8.82	-1	-7.82
	6165	43	ax (40MHz)	98/103.2 (MCS4)	-8.28	-0.60	-8.88	-1	-7.88
	6405	91	ax (40MHz)	98/103.2 (MCS4)	-8.33	1.00	-7.33	-1	-6.33
	5985	7	ax (80MHz)	204/216.2 (MCS4)	-8.19	-0.70	-8.89	-1	-7.89
	6145	39	ax (80MHz)	204/216.2 (MCS4)	-8.01	-0.60	-8.61	-1	-7.61
	6385	87	ax (80MHz)	204/216.2 (MCS4)	-8.03	1.00	-7.03	-1	-6.03
	6025	15	ax (160MHz)	367.5/432.4 (MCS4)	-7.61	-0.90	-8.51	-1	-7.51
6185	47	ax (160MHz)	367.5/432.4 (MCS4)	-7.60	-0.60	-8.20	-1	-7.20	
6345	79	ax (160MHz)	367.5/432.4 (MCS4)	-7.30	1.00	-6.30	-1	-5.30	
Band 6	6435	97	a	24	-7.87	1.20	-6.67	-1	-5.67
	6475	105	a	24	-7.85	1.20	-6.65	-1	-5.65
	6515	113	a	24	-7.80	-0.30	-8.10	-1	-7.10
	6435	97	ax (20MHz)	49/51.6 (MCS4)	-9.42	1.20	-8.22	-1	-7.22
	6475	105	ax (20MHz)	49/51.6 (MCS4)	-9.12	1.20	-7.92	-1	-6.92
	6515	113	ax (20MHz)	49/51.6 (MCS4)	-9.42	-0.30	-9.72	-1	-8.72
	6445	99	ax (40MHz)	98/103.2 (MCS4)	-8.67	1.20	-7.47	-1	-6.47
	6485	107	ax (40MHz)	98/103.2 (MCS4)	-7.91	1.20	-6.71	-1	-5.71
	6525	115	ax (40MHz)	98/103.2 (MCS4)	-8.34	-0.30	-8.64	-1	-7.64
	6465	103	ax (80MHz)	204/216.2 (MCS4)	-8.69	1.20	-7.49	-1	-6.49
Band 7	6505	111	ax (160MHz)	367.5/432.4 (MCS4)	-7.78	-0.30	-8.08	-1	-7.08
	6535	117	a	24	-9.36	-0.30	-9.66	-1	-8.66
	6695	149	a	24	-7.89	-1.60	-9.49	-1	-8.49
	6875	185	a	24	-7.91	-2.40	-10.31	-1	-9.31
	6535	117	ax (20MHz)	49/51.6 (MCS4)	-10.42	-0.30	-10.72	-1	-9.72
	6695	149	ax (20MHz)	49/51.6 (MCS4)	-9.25	-1.60	-10.85	-1	-9.85
	6875	185	ax (20MHz)	49/51.6 (MCS4)	-9.88	-2.40	-12.28	-1	-11.28
	6565	123	ax (40MHz)	98/103.2 (MCS4)	-8.21	-0.30	-8.51	-1	-7.51
	6725	155	ax (40MHz)	98/103.2 (MCS4)	-7.99	-1.50	-9.49	-1	-8.49
	6845	179	ax (40MHz)	98/103.2 (MCS4)	-7.85	-2.40	-10.25	-1	-9.25
	6545	119	ax (80MHz)	204/216.2 (MCS4)	-7.48	-0.30	-7.78	-1	-6.78
	6705	151	ax (80MHz)	204/216.2 (MCS4)	-7.68	-1.60	-9.28	-1	-8.28
	6865	183	ax (80MHz)	204/216.2 (MCS4)	-7.39	-2.40	-9.79	-1	-8.79
Band 8	6665	143	ax (160MHz)	367.5/432.4 (MCS4)	-8.00	-1.60	-9.60	-1	-8.60
	6825	175	ax (160MHz)	367.5/432.4 (MCS4)	-8.03	-2.40	-10.43	-1	-9.43
	6895	189	a	24	-6.43	-2.40	-8.83	-1	-7.83
	6995	209	a	24	-6.13	-3.30	-9.43	-1	-8.43
	7115	233	a	24	-8.54	-4.90	-13.44	-1	-12.44
	6895	189	ax (20MHz)	49/51.6 (MCS4)	-7.76	-2.40	-10.16	-1	-9.16
	6995	209	ax (20MHz)	49/51.6 (MCS4)	-8.02	-3.30	-11.32	-1	-10.32
	7115	233	ax (20MHz)	49/51.6 (MCS4)	-9.97	-4.90	-14.87	-1	-13.87
	6885	187	ax (40MHz)	98/103.2 (MCS4)	-7.55	-2.40	-9.95	-1	-8.95
	7005	211	ax (40MHz)	98/103.2 (MCS4)	-7.57	-3.30	-10.87	-1	-9.87
	7085	227	ax (40MHz)	98/103.2 (MCS4)	-7.88	-4.90	-12.78	-1	-11.78
6945	199	ax (80MHz)	204/216.2 (MCS4)	-6.90	-3.30	-10.20	-1	-9.20	
7025	215	ax (80MHz)	204/216.2 (MCS4)	-7.28	-4.90	-12.18	-1	-11.18	
6985	207	ax (160MHz)	367.5/432.4 (MCS4)	-8.35	-3.30	-11.65	-1	-10.65	

Table 7-48. Power Spectral Density Measurements Antenna 4a (Mid Data Rate)

FCC ID: BCGA2435 IC: 579C-A2435		MEASUREMENT REPORT (CERTIFICATION)	Approved by: Technical Manager
Test Report S/N: 1C2205090025-21-R2.BCG	Test Dates: 05/27/2022 - 9/12/2022	EUT Type: Tablet Device	Page 82 of 282

	Frequency [MHz]	Channel No.	802.11 Mode	Data Rate [MHz]	Measured Power Density [dBm/MHz]	Antenna Gain [dBi]	e.i.r.p Density [dBm/MHz]	Max EIRP Density [dBm/MHz]	Margin [dB]
Band 5	5955	1	a	54	-8.84	-0.70	-9.54	-1	-8.54
	6175	45	a	54	-8.17	-0.60	-8.77	-1	-7.77
	6415	93	a	54	-8.29	1.20	-7.09	-1	-6.09
	5955	1	ax (20MHz)	135/143.4 (MCS11)	-8.95	-0.70	-9.65	-1	-8.65
	6175	45	ax (20MHz)	135/143.4 (MCS11)	-8.63	-0.60	-9.23	-1	-8.23
	6415	93	ax (20MHz)	135/143.4 (MCS11)	-8.70	1.20	-7.50	-1	-6.50
	5965	3	ax (40MHz)	271/286.8 (MCS11)	-8.06	-0.70	-8.76	-1	-7.76
	6165	43	ax (40MHz)	271/286.8 (MCS11)	-7.97	-0.60	-8.57	-1	-7.57
	6405	91	ax (40MHz)	271/286.8 (MCS11)	-8.24	1.00	-7.24	-1	-6.24
	5985	7	ax (80MHz)	567/600.5 (MCS11)	-8.27	-0.70	-8.97	-1	-7.97
	6145	39	ax (80MHz)	567/600.5 (MCS11)	-8.06	-0.60	-8.66	-1	-7.66
	6385	87	ax (80MHz)	567/600.5 (MCS11)	-7.73	1.00	-6.73	-1	-5.73
	6025	15	ax (160MHz)	1020.8/1201 (MCS11)	-7.40	-0.90	-8.30	-1	-7.30
	6185	47	ax (160MHz)	1020.8/1201 (MCS11)	-7.39	-0.60	-7.99	-1	-6.99
6345	79	ax (160MHz)	1020.8/1201 (MCS11)	-7.05	1.00	-6.05	-1	-5.05	
Band 6	6435	97	a	54	-9.04	1.20	-7.84	-1	-6.84
	6475	105	a	54	-8.51	1.20	-7.31	-1	-6.31
	6515	113	a	54	-8.90	-0.30	-9.20	-1	-8.20
	6435	97	ax (20MHz)	135/143.4 (MCS11)	-9.19	1.20	-7.99	-1	-6.99
	6475	105	ax (20MHz)	135/143.4 (MCS11)	-9.29	1.20	-8.09	-1	-7.09
	6515	113	ax (20MHz)	135/143.4 (MCS11)	-9.12	-0.30	-9.42	-1	-8.42
	6445	99	ax (40MHz)	271/286.8 (MCS11)	-8.49	1.20	-7.29	-1	-6.29
	6485	107	ax (40MHz)	271/286.8 (MCS11)	-8.27	1.20	-7.07	-1	-6.07
	6525	115	ax (40MHz)	271/286.8 (MCS11)	-8.46	-0.30	-8.76	-1	-7.76
	6465	103	ax (80MHz)	567/600.5 (MCS11)	-8.30	1.20	-7.10	-1	-6.10
Band 7	6505	111	ax (160MHz)	1020.8/1201 (MCS11)	-7.47	-0.30	-7.77	-1	-6.77
	6535	117	a	54	-9.21	-0.30	-9.51	-1	-8.51
	6695	149	a	54	-9.25	-1.60	-10.85	-1	-9.85
	6875	185	a	54	-9.19	-2.40	-11.59	-1	-10.59
	6535	117	ax (20MHz)	135/143.4 (MCS11)	-10.66	-0.30	-10.96	-1	-9.96
	6695	149	ax (20MHz)	135/143.4 (MCS11)	-9.40	-1.60	-11.00	-1	-10.00
	6875	185	ax (20MHz)	135/143.4 (MCS11)	-9.26	-2.40	-11.66	-1	-10.66
	6565	123	ax (40MHz)	271/286.8 (MCS11)	-7.76	-0.30	-8.06	-1	-7.06
	6725	155	ax (40MHz)	271/286.8 (MCS11)	-7.81	-1.50	-9.31	-1	-8.31
	6845	179	ax (40MHz)	271/286.8 (MCS11)	-7.63	-2.40	-10.03	-1	-9.03
	6545	119	ax (80MHz)	567/600.5 (MCS11)	-7.89	-0.30	-8.19	-1	-7.19
	6705	151	ax (80MHz)	567/600.5 (MCS11)	-7.55	-1.60	-9.15	-1	-8.15
	6865	183	ax (80MHz)	567/600.5 (MCS11)	-7.33	-2.40	-9.73	-1	-8.73
	6665	143	ax (160MHz)	1020.8/1201 (MCS11)	-7.89	-1.60	-9.49	-1	-8.49
Band 8	6825	175	ax (160MHz)	1020.8/1201 (MCS11)	-7.88	-2.40	-10.28	-1	-9.28
	6895	189	a	54	-7.21	-2.40	-9.61	-1	-8.61
	6995	209	a	54	-7.49	-3.30	-10.79	-1	-9.79
	7115	233	a	54	-10.34	-4.90	-15.24	-1	-14.24
	6895	189	ax (20MHz)	135/143.4 (MCS11)	-7.62	-2.40	-10.02	-1	-9.02
	6995	209	ax (20MHz)	135/143.4 (MCS11)	-8.01	-3.30	-11.31	-1	-10.31
	7115	233	ax (20MHz)	135/143.4 (MCS11)	-10.69	-4.90	-15.59	-1	-14.59
	6885	187	ax (40MHz)	271/286.8 (MCS11)	-7.57	-2.40	-9.97	-1	-8.97
	7005	211	ax (40MHz)	271/286.8 (MCS11)	-7.61	-3.30	-10.91	-1	-9.91
	7085	227	ax (40MHz)	271/286.8 (MCS11)	-8.05	-4.90	-12.95	-1	-11.95
6945	199	ax (80MHz)	567/600.5 (MCS11)	-6.87	-3.30	-10.17	-1	-9.17	
7025	215	ax (80MHz)	567/600.5 (MCS11)	-7.28	-4.90	-12.18	-1	-11.18	
6985	207	ax (160MHz)	1020.8/1201 (MCS11)	-8.15	-3.30	-11.45	-1	-10.45	

Table 7-49. Power Spectral Density Measurements Antenna 4a (High Data Rate)

FCC ID: BCGA2435 IC: 579C-A2435		MEASUREMENT REPORT (CERTIFICATION)	Approved by: Technical Manager
Test Report S/N: 1C2205090025-21-R2.BCG	Test Dates: 05/27/2022 - 9/12/2022	EUT Type: Tablet Device	Page 83 of 282