
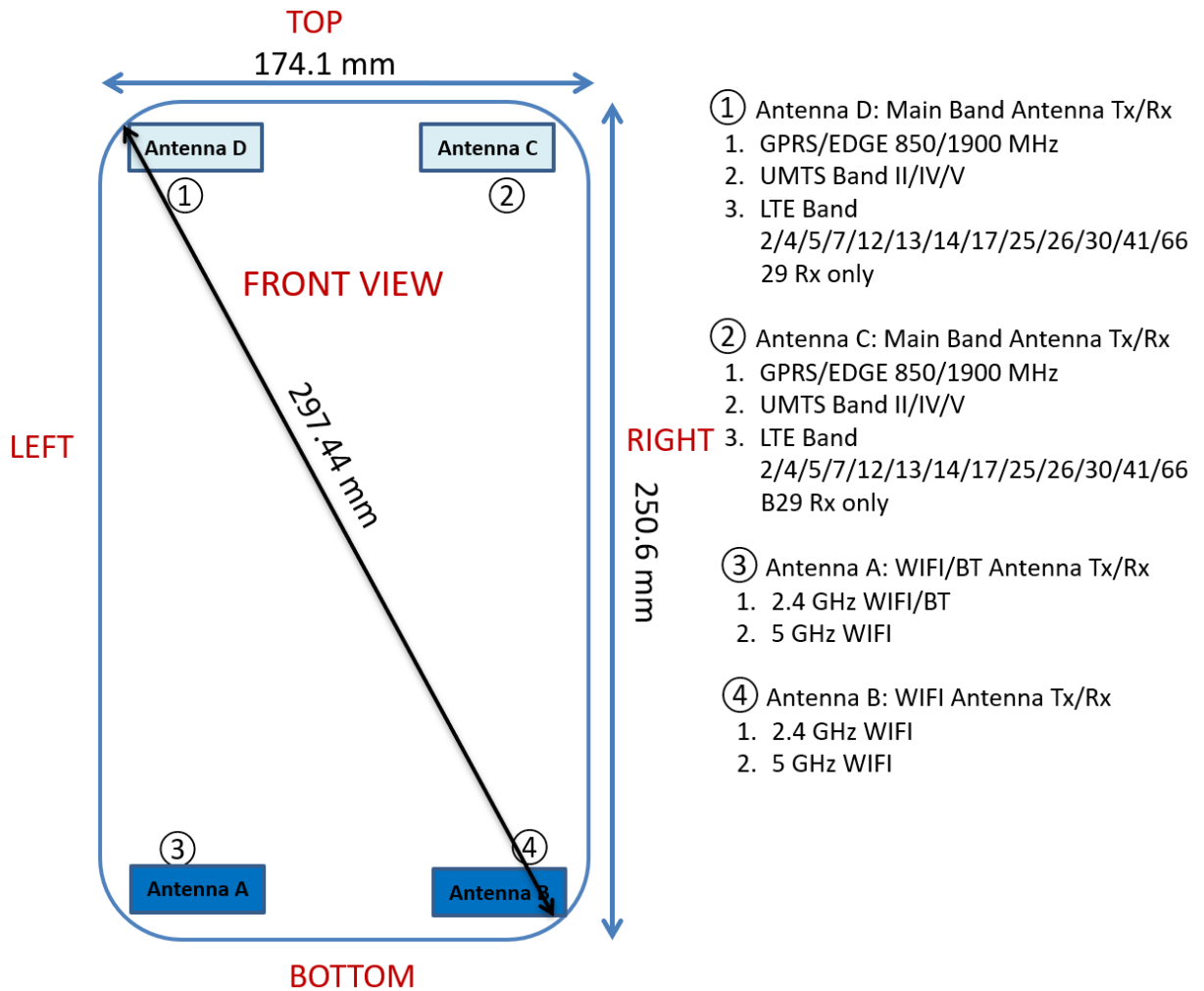



# APPENDIX E: DUT ANTENNA DIAGRAM & SAR TEST SETUP PHOTOGRAPHS


FCC ID: BCGA2429	 <b>SAR EVALUATION REPORT</b>	<b>Approved by:</b> Quality Manager
<b>Test Dates:</b> 06/07/2019 – 07/20/2020	<b>DUT Type:</b> Tablet Device	APPENDIX E: Page 1 of 5




Note: Exact antenna dimensions and separation distances are shown in the Technical Descriptions in the FCC Filing.

**Figure E-1**  
**DUT Antenna Locations**


FCC ID: BCGA2429	 <b>PCTEST</b> Proud to be part of element	<b>SAR EVALUATION REPORT</b>	Approved by: Quality Manager
Test Dates: 06/07/2019 – 07/20/2020	DUT Type: Tablet Device		APPENDIX E: Page 2 of 5



**SAR Test Setup Photo 1: Back Side at 0.0 cm – Antenna C and Antenna D**




**SAR Test Setup Photo 2: Back Side at 0.0 cm -Antenna A and Antenna B**


FCC ID: BCGA2429		<b>SAR EVALUATION REPORT</b>	Approved by: Quality Manager
Test Dates: 06/07/2019 – 07/20/2020	DUT Type: Tablet Device	APPENDIX E: Page 3 of 5	




**SAR Test Setup Photo 3: Top Edge at 0.0 cm**




**SAR Test Setup Photo 4: Bottom Edge at 0.0 cm**


FCC ID: BCGA2429		<b>SAR EVALUATION REPORT</b>	Approved by: Quality Manager
Test Dates: 06/07/2019 – 07/20/2020	DUT Type: Tablet Device	APPENDIX E: Page 4 of 5	



**SAR Test Setup Photo 5: Right Edge at 0.0 cm**



**SAR Test Setup Photo 6: Left Edge at 0.0 cm**

FCC ID: BCGA2429	 <b>SAR EVALUATION REPORT</b>	Approved by: Quality Manager
Test Dates: 06/07/2019 – 07/20/2020	DUT Type: Tablet Device	APPENDIX E: Page 5 of 5