
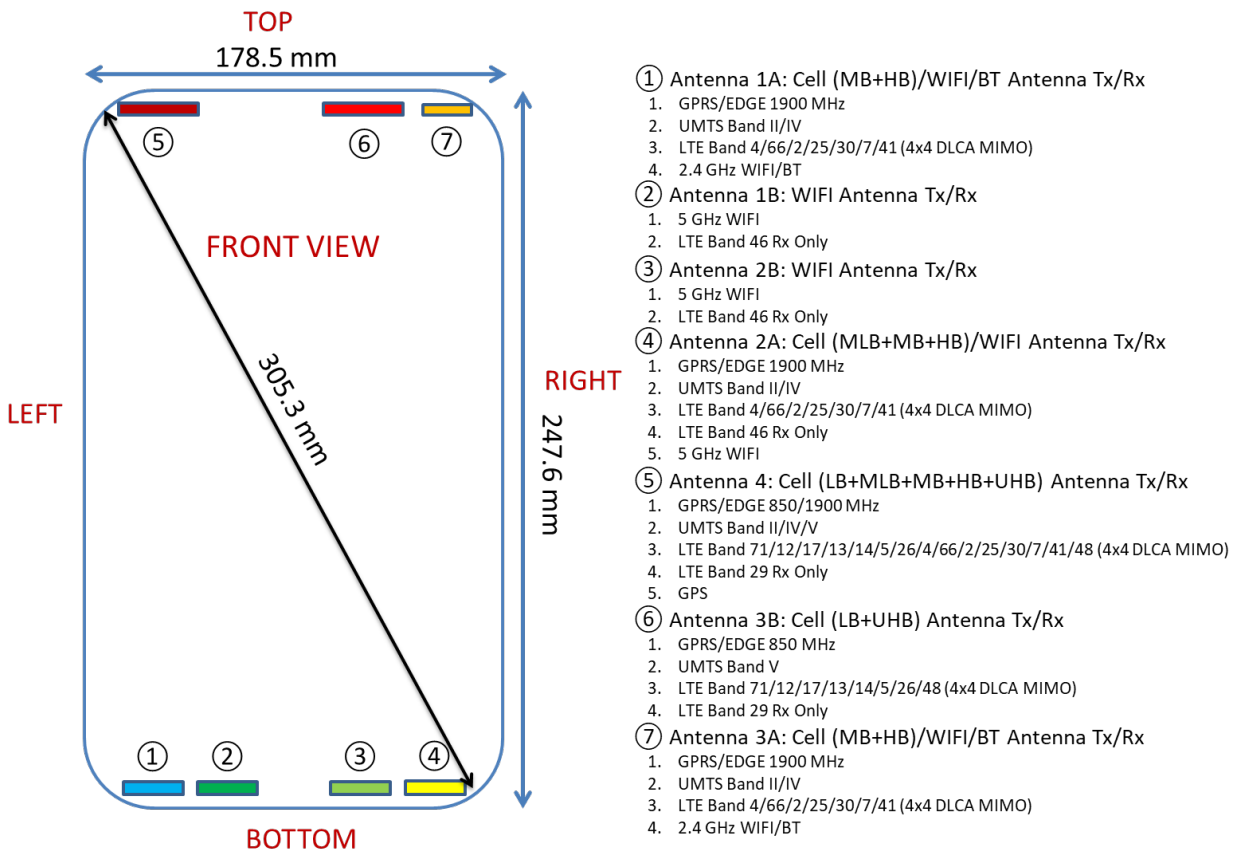



APPENDIX E: DUT ANTENNA DIAGRAM & SAR TEST SETUP PHOTOGRAPHS

FCC ID: BCGA2324	 SAR EVALUATION REPORT	Approved by: Quality Manager
Test Dates: 07/27/2020 – 08/18/2020	DUT Type: Tablet Device	APPENDIX E: Page 1 of 5



Note: Exact antenna dimensions and separation distances are shown in the Technical Descriptions in the FCC Filing.

Figure E-1
DUT Antenna Locations


FCC ID: BCGA2324	 PCTEST Proud to be part of element	SAR EVALUATION REPORT	Approved by: Quality Manager
Test Dates: 07/27/2020 – 08/18/2020	DUT Type: Tablet Device		APPENDIX E: Page 2 of 5



SAR Test Setup Photo 1: Back Side at 0.0 cm – Ant 4/3A/3B



SAR Test Setup Photo 2: Back Side at 0.0 cm – Ant 1A/1B/2B/2A


FCC ID: BCGA2324	 SAR EVALUATION REPORT	Approved by: Quality Manager
Test Dates: 07/27/2020 – 08/18/2020	DUT Type: Tablet Device	APPENDIX E: Page 3 of 5



SAR Test Setup Photo 3: Top Edge at 0.0 cm



SAR Test Setup Photo 4: Bottom Edge at 0.0 cm


<p>FCC ID: BCGA2324</p>	 <p style="text-align: center;">SAR EVALUATION REPORT</p>	<p>Approved by: Quality Manager</p>
<p>Test Dates: 07/27/2020 – 08/18/2020</p>	<p>DUT Type: Tablet Device</p>	<p>APPENDIX E: Page 4 of 5</p>



SAR Test Setup Photo 5: Right Edge at 0.0 cm



SAR Test Setup Photo 6: Left Edge at 0.0 cm

<p>FCC ID: BCGA2324</p>	 <p>SAR EVALUATION REPORT</p>	<p>Approved by: Quality Manager</p>
<p>Test Dates: 07/27/2020 – 08/18/2020</p>	<p>DUT Type: Tablet Device</p>	<p>APPENDIX E: Page 5 of 5</p>