
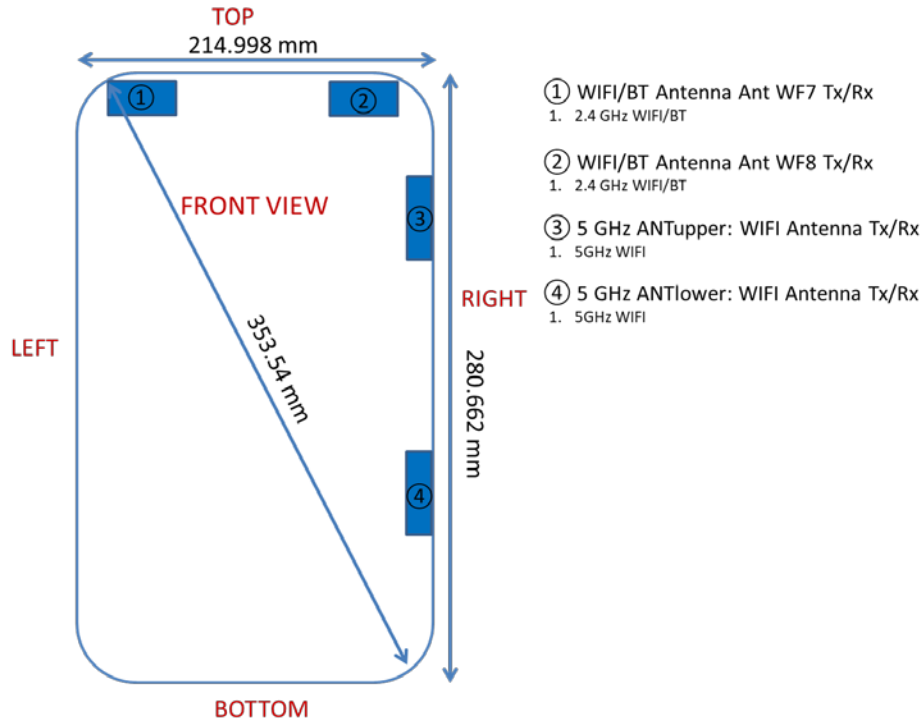



APPENDIX E: DUT ANTENNA DIAGRAM & SAR TEST SETUP PHOTOGRAPHS

FCC ID: BCGA2229	 PCTEST	SAR EVALUATION REPORT	Approved by: Quality Manager
Test Dates: 12/18/2019 – 01/19/2020	DUT Type: Tablet Device		APPENDIX E: Page 1 of 5




Note: Exact antenna dimensions and separation distances are shown in the Technical Descriptions in the FCC Filing.

**Figure F-1
DUT Antenna Locations**


FCC ID: BCGA2229		SAR EVALUATION REPORT	Approved by: Quality Manager
Test Dates: 12/18/2019 – 01/19/2020	DUT Type: Tablet Device		APPENDIX E: Page 2 of 5



SAR Test Setup Photo 1: Back Side at 0.0 cm – Ant WF7/WF8/5GHz ANTupper



SAR Test Setup Photo 2: Back Side at 0.0 cm – 5GHz ANTlower


FCC ID: BCGA2229	 SAR EVALUATION REPORT	Approved by: Quality Manager
Test Dates: 12/18/2019 – 01/19/2020	DUT Type: Tablet Device	APPENDIX E: Page 3 of 5



SAR Test Setup Photo 3: Top Edge at 0.0 cm



SAR Test Setup Photo 4: Bottom Edge at 0.0 cm


FCC ID: BCGA2229	 SAR EVALUATION REPORT	Approved by: Quality Manager
Test Dates: 12/18/2019 – 01/19/2020	DUT Type: Tablet Device	APPENDIX E: Page 4 of 5



SAR Test Setup Photo 5: Right Edge at 0.0 cm



SAR Test Setup Photo 6: Left Edge at 0.0 cm

FCC ID: BCGA2229	 SAR EVALUATION REPORT	Approved by: Quality Manager
Test Dates: 12/18/2019 – 01/19/2020	DUT Type: Tablet Device	APPENDIX E: Page 5 of 5