
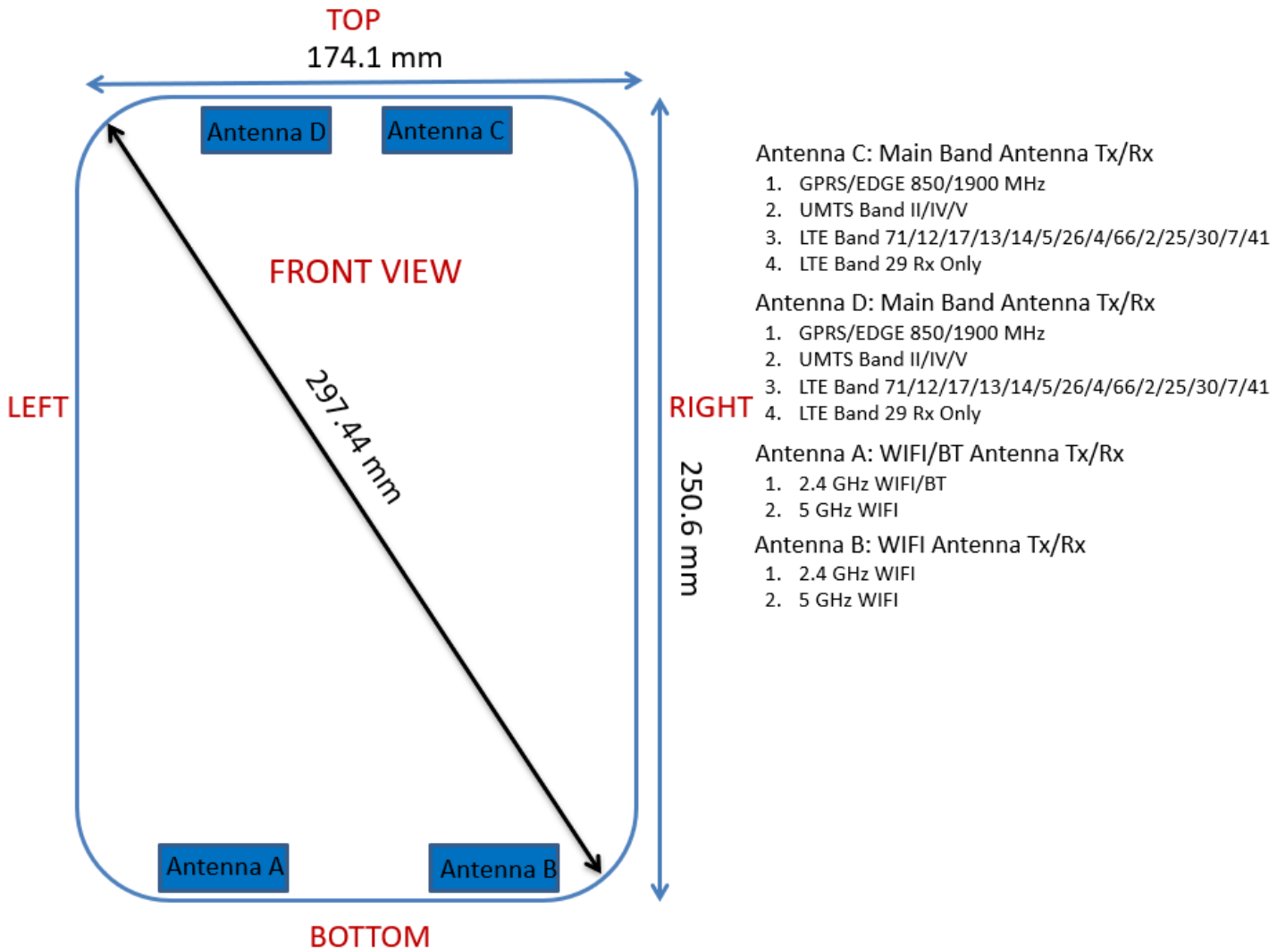



APPENDIX F: DUT ANTENNA DIAGRAM & SAR TEST SETUP PHOTOGRAPHS

FCC ID: BCGA2200	 PCTEST ENGINEERING LABORATORY, INC.	SAR EVALUATION REPORT	Approved by: Quality Manager
Test Dates: 05/22/2019-07/03/2019	DUT Type: Tablet Device		APPENDIX F Page 1 of 5



Note: Exact antenna dimensions and separation distances are shown in the Technical Descriptions in the FCC Filing.

Figure F-1
DUT Antenna Locations


FCC ID: BCGA2200		SAR EVALUATION REPORT	Approved by: Quality Manager
Test Dates: 05/22/2019-07/03/2019	DUT Type: Tablet Device		APPENDIX F Page 2 of 5



SAR Test Setup Photo 1: Back Side at 0.0 cm – Antenna C/Antenna D



SAR Test Setup Photo 2: Back Side at 0.0 cm – Antenna A/Antenna B


FCC ID: BCGA2200	 SAR EVALUATION REPORT	Approved by: Quality Manager
Test Dates: 05/22/2019-07/03/2019	DUT Type: Tablet Device	APPENDIX F Page 3 of 5



SAR Test Setup Photo 3: Top Edge at 0.0 cm



SAR Test Setup Photo 4: Bottom Edge at 0.0 cm


FCC ID: BCGA2200	 SAR EVALUATION REPORT	Approved by: Quality Manager
Test Dates: 05/22/2019-07/03/2019	DUT Type: Tablet Device	APPENDIX F Page 4 of 5



SAR Test Setup Photo 5: Right Edge at 0.0 cm



SAR Test Setup Photo 6: Left Edge at 0.0 cm

FCC ID: BCGA2200	 SAR EVALUATION REPORT	Approved by: Quality Manager
Test Dates: 05/22/2019-07/03/2019	DUT Type: Tablet Device	APPENDIX F Page 5 of 5