
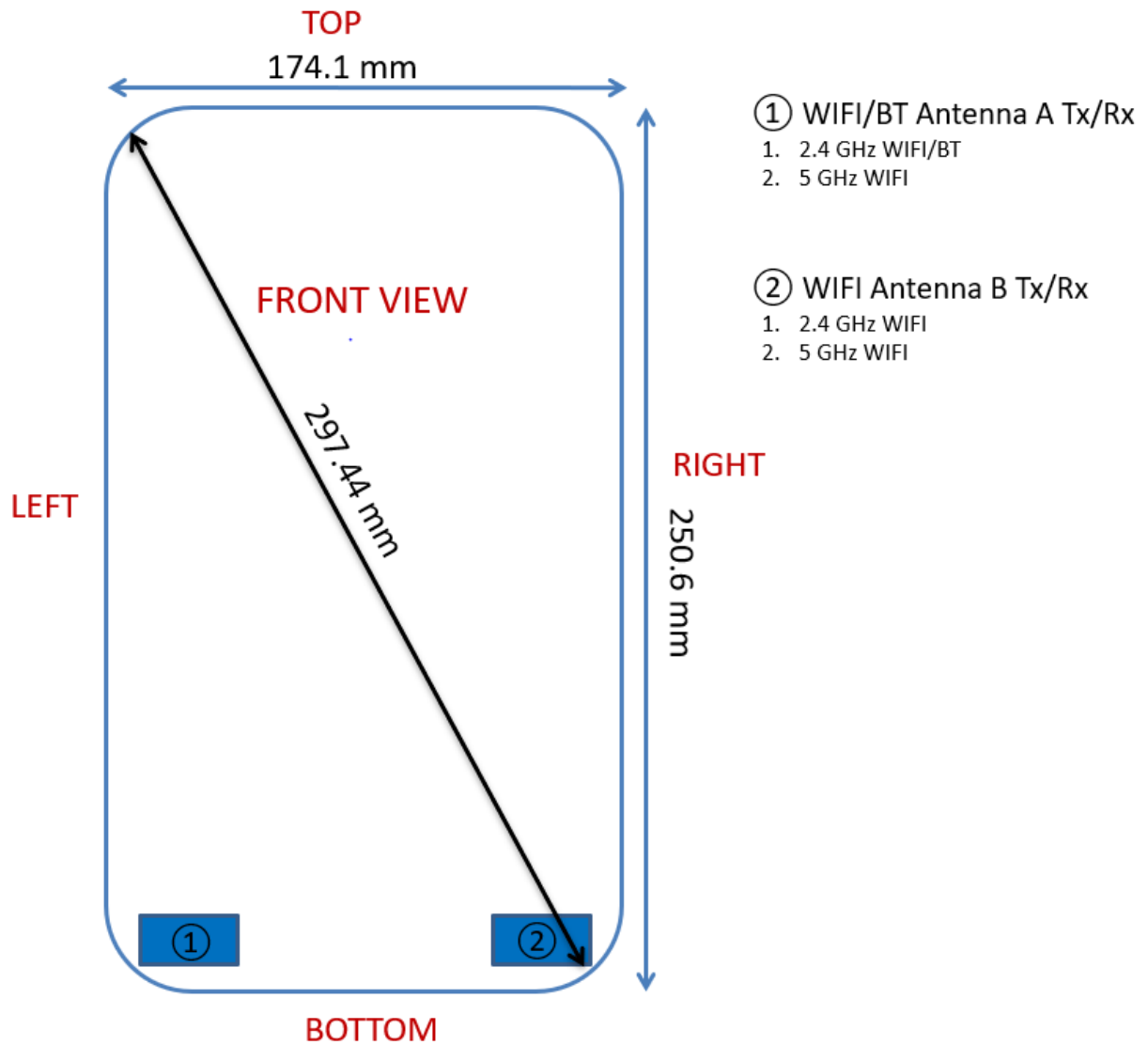



## APPENDIX F: DUT ANTENNA DIAGRAM & SAR TEST SETUP PHOTOGRAPHS

<b>FCC ID:</b> BCGA2197		<b>SAR EVALUATION REPORT</b>	<b>Approved by:</b> Quality Manager
<b>Test Dates:</b> 05/20/2019-06/04/2019	<b>DUT Type:</b> Tablet Device		APPENDIX F: Page 1 of 4



Note: Exact antenna dimensions and separation distances are shown in the Technical Descriptions in the FCC Filing.

**Figure F-1**  
**DUT Antenna Locations**


<b>FCC ID:</b> BCGA2197		<b>SAR EVALUATION REPORT</b>	<b>Approved by:</b> Quality Manager
<b>Test Dates:</b> 05/20/2019-06/04/2019	<b>DUT Type:</b> Tablet Device		APPENDIX F: Page 2 of 4



**SAR Test Setup Photo 1: Back Side at 0 mm**



**SAR Test Setup Photo 2: Bottom Edge at 0 mm**


<b>FCC ID:</b> BCGA2197		<b>SAR EVALUATION REPORT</b>	<b>Approved by:</b> Quality Manager
<b>Test Dates:</b> 05/20/2019-06/04/2019	<b>DUT Type:</b> Tablet Device		APPENDIX F: Page 3 of 4



**SAR Test Setup Photo 3: Right Edge at 0 mm**



**SAR Test Setup Photo 4: Left Edge at 0 mm**

<b>FCC ID:</b> BCGA2197		<b>SAR EVALUATION REPORT</b>	<b>Approved by:</b> Quality Manager
<b>Test Dates:</b> 05/20/2019-06/04/2019	<b>DUT Type:</b> Tablet Device		APPENDIX F: Page 4 of 4