

# FCC and ISEDC Test Report

Apple Inc  
Model: A2179

In accordance with FCC 47 CFR Part 15, ISEDC  
RSS-247 and ISEDC RSS-GEN (Simultaneous  
Transmission)

Prepared for: Apple Inc  
One Apple Park Way  
Cupertino  
California  
95014  
USA



Add value.  
Inspire trust.

FCC ID: BCGA2179

IC: 579C-A2179

## COMMERCIAL-IN-CONFIDENCE

Document 75945251-15 Issue 02

### SIGNATURE

NAME	JOB TITLE	RESPONSIBLE FOR	ISSUE DATE
Simon Bennett	Innovations Manager	Authorised Signatory	07 February 2020

Signatures in this approval box have checked this document in line with the requirements of TÜV SÜD document control rules.

### ENGINEERING STATEMENT

The measurements shown in this report were made in accordance with the procedures described on test pages. All reported testing was carried out on a sample equipment to demonstrate limited compliance with FCC 47 CFR Parts 15, ISEDC RSS-247 and ISEDC RSS-GEN (Simultaneous Transmission). The sample tested was found to comply with the requirements defined in the applied rules.

RESPONSIBLE FOR	NAME	DATE	SIGNATURE
Testing	Cristian Onaca	07 February 2020	

FCC Accreditation  
90987 Octagon House, Fareham Test Laboratory

ISEDC Accreditation  
12669A Octagon House, Fareham Test Laboratory

### EXECUTIVE SUMMARY

A sample of this product was tested and found to be compliant with FCC 47 CFR Parts 15: 2018, ISEDC RSS-247: Issue 2 (2017-02) and ISEDC RSS-GEN: Issue 5 (04-2018) + A1 (03-2019) for the tests detailed in section 1.3.



#### DISCLAIMER AND COPYRIGHT

This non-binding report has been prepared by TÜV SÜD with all reasonable skill and care. The document is confidential to the potential Client and TÜV SÜD. No part of this document may be reproduced without the prior written approval of TÜV SÜD. © 2020 TÜV SÜD. This report relates only to the actual item/items tested.

#### ACCREDITATION

Our UKAS Accreditation does not cover opinions and interpretations and any expressed are outside the scope of our UKAS Accreditation. Results of tests not covered by our UKAS Accreditation Schedule are marked NUA (Not UKAS Accredited).

TÜV SÜD  
is a trading name of TÜV SÜD Ltd  
Registered in Scotland at East Kilbride,  
Glasgow G75 0QF, United Kingdom  
Registered number: SC215164

TÜV SÜD Ltd is a  
TÜV SÜD Group Company

Phone: +44 (0) 1489 558100  
Fax: +44 (0) 1489 558101  
[www.tuv-sud.co.uk](http://www.tuv-sud.co.uk)

TÜV SÜD  
Octagon House  
Concorde Way  
Fareham  
Hampshire PO15 5RL  
United Kingdom



## Contents

<b>1</b>	<b>Report Summary .....</b>	<b>2</b>
1.1	Report Modification Record.....	2
1.2	Introduction.....	2
1.3	Brief Summary of Results .....	3
1.4	Product Information .....	4
1.5	Deviations from the Standard.....	4
1.6	EUT Modification Record .....	4
1.7	Test Location .....	4
<b>2</b>	<b>Test Details .....</b>	<b>5</b>
2.1	Radiated Spurious Emissions (Simultaneous Transmission) .....	5
<b>3</b>	<b>Measurement Uncertainty .....</b>	<b>13</b>



# 1 Report Summary

## 1.1 Report Modification Record

Alterations and additions to this report will be issued to the holders of each copy in the form of a complete document.

Issue	Description of Change	Date of Issue
1	First Issue	03 February 2020
2	Updated FCC ID	07 February 2020

**Table 1**

## 1.2 Introduction

Applicant	Apple Inc
Manufacturer	Apple Inc
Model Number(s)	A2179
Serial Number(s)	C02ZC00DM8M5
Hardware Version(s)	REV 1.0
Software Version(s)	19C4
Number of Samples Tested	1
Test Specification/Issue/Date	FCC 47 CFR Part 15: 2018 ISED RSS-247: Issue 2 (2017-02) ISED RSS-GEN: Issue 5 (04-2018) + A1 (03-2019)
Order Number	0540189084
Date	25-February-2019
Date of Receipt of EUT	12-November-2019
Start of Test	27-November-2019
Finish of Test	28-November-2019
Name of Engineer(s)	Cristian Onaca
Related Document(s)	ANSI C63.10 (2013)



### 1.3 Brief Summary of Results

A brief summary of the tests carried out in accordance with FCC 47 CFR Parts 15, ISEDC RSS-247 and ISEDC RSS-GEN is shown below.

Section	Specification Clause			Test Description	Result	Comments/Base Standard
	FCC Part 15	RSS-247	RSS-GEN			
Configuration and Mode: CoTX - 5 GHz WLAN and Bluetooth						
2.1	15.247 (d), 15.407 (b) and 15.205	5.5 and 6.2	8.9 and 8.10	Radiated Spurious Emissions (Simultaneous Transmission)	Pass	ANSI C63.10

**Table 2**



## 1.4 Product Information

### 1.4.1 Technical Description

The Equipment Under Test (EUT) was a laptop computer with Bluetooth, Bluetooth Low Energy and 802.11 a/b/g/n/ac capabilities in the 2.4 GHz and 5 GHz bands.

### 1.5 Deviations from the Standard

No deviations from the applicable test standard were made during testing.

### 1.6 EUT Modification Record

The table below details modifications made to the EUT during the test programme.

The modifications incorporated during each test are recorded on the appropriate test pages.

Modification State	Description of Modification still fitted to EUT	Modification Fitted By	Date Modification Fitted
Model: A2179, Serial Number: C02ZC00DM8M5			
0	As supplied by the customer	Not Applicable	Not Applicable

**Table 3**

### 1.7 Test Location

TÜV SÜD conducted the following tests at our Fareham Test Laboratory.

Test Name	Name of Engineer(s)	Accreditation
Configuration and Mode: CoTX - 5 GHz WLAN and Bluetooth		
Radiated Spurious Emissions (Simultaneous Transmission)	Cristian Onaca	UKAS

**Table 4**

Office Address:

Octagon House  
Concorde Way  
Segensworth North  
Fareham  
Hampshire  
PO15 5RL  
United Kingdom



## 2 Test Details

### 2.1 Radiated Spurious Emissions (Simultaneous Transmission)

#### 2.1.1 Specification Reference

FCC 47 CFR Parts 15, Clause 15.247 (d), 15.407 (b) and 15.209  
ISED RSS 247, Clause 5.5 and 6.2  
ISED RSS GEN, Clause 8.9 and 8.10

#### 2.1.2 Equipment Under Test and Modification State

A2179, S/N: C02ZC00DM8M5 - Modification State 0

#### 2.1.3 Date of Test

27-November-2019 to 28-November-2019

#### 2.1.4 Test Method

The test was performed in accordance with ANSI C63.10, clauses 6.5 and 6.6.

Plots were taken in accordance with ANSI C63.10 clause 12.7 with max-hold trace to characterize the EUT.

Where emissions were detected, quasi-peak or average measurements were taken, as appropriate, in accordance with ANSI C63.10-2013 clause 4.1.4.2.1 and 4.1.4.2.2.

#### 2.1.5 Environmental Conditions

Ambient Temperature 20.4 - 21.5 °C  
Relative Humidity 35.5 - 49.6 %

#### 2.1.6 Test Results

##### CoTX - 5 GHz WLAN and Bluetooth

The EUT was configured for simultaneous transmission in the following mode of operation:

Technology	Frequency Band (MHz)	Channel Frequency (MHz)
802.11n - 20 MHz Bandwidth	U-NII 2c	5500
Bluetooth	2400 MHz to 2483.5 MHz	2441

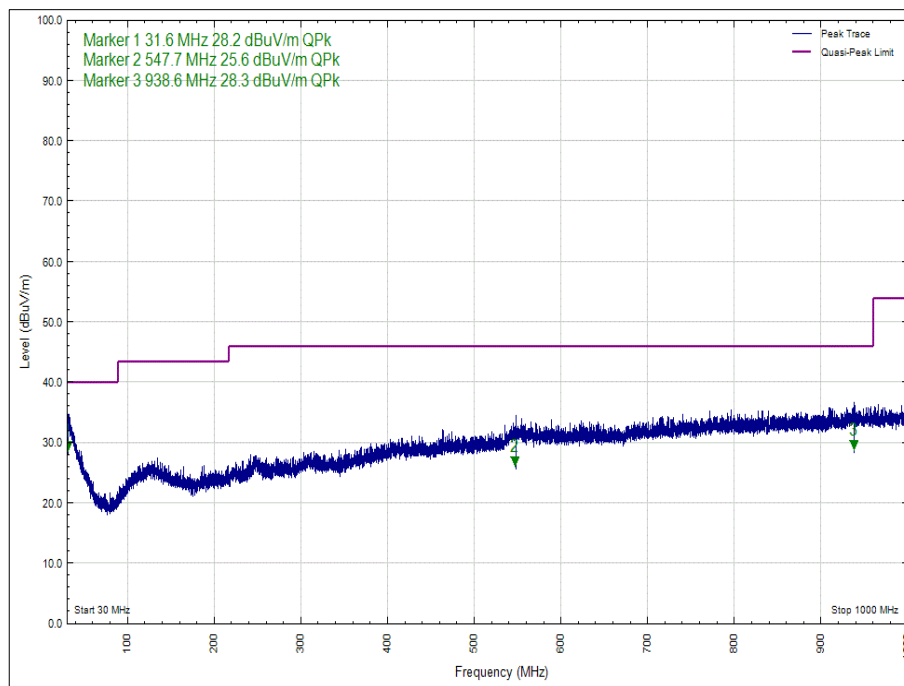
**Table 5 - Modes of Operation**



Frequency (MHz)	Level (dBuV/m)	Limit (dBuV/m)	Margin (dB)	Detector	Angle (°)	Height (cm)	Polarisation
35.657	28.8	40.0	-11.2	Q-Peak	206	132	Horizontal
98.160	28.8	43.5	-14.7	Q-Peak	4	191	Horizontal
98.410	29.3	43.5	-14.3	Q-Peak	39	144	Horizontal
42.840	28.2	40.0	-11.8	Q-Peak	240	104	Vertical
44.310	29.4	40.0	-10.6	Q-Peak	282	102	Vertical
133.245	21.9	43.5	-21.6	Q-Peak	266	380	Vertical
134.465	21.9	43.5	-21.6	Q-Peak	350	101	Vertical

**Table 6 - 30 MHz to 1 GHz Emissions Results**

No other emissions were detected within 10 dB of the limit.



**Figure 1 - 30 MHz to 1 GHz - Horizontal**

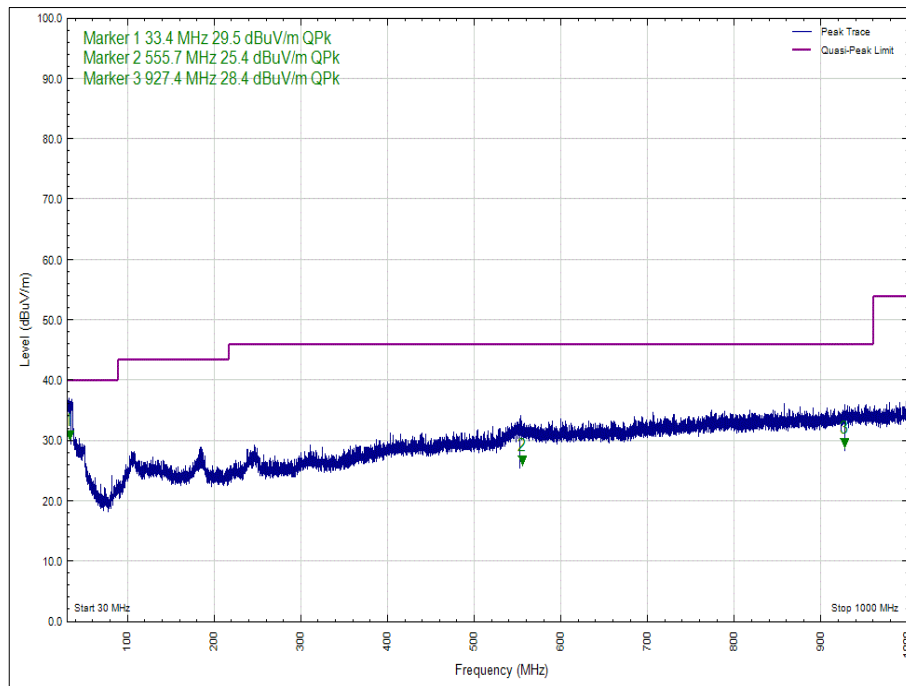


Figure 2 - 30 MHz to 1 GHz - Vertical

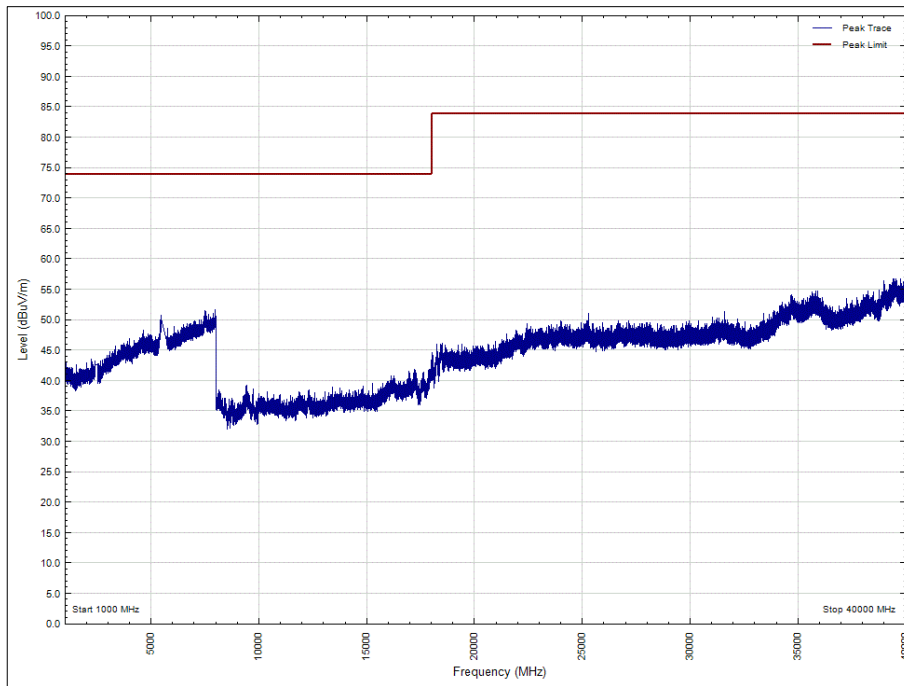




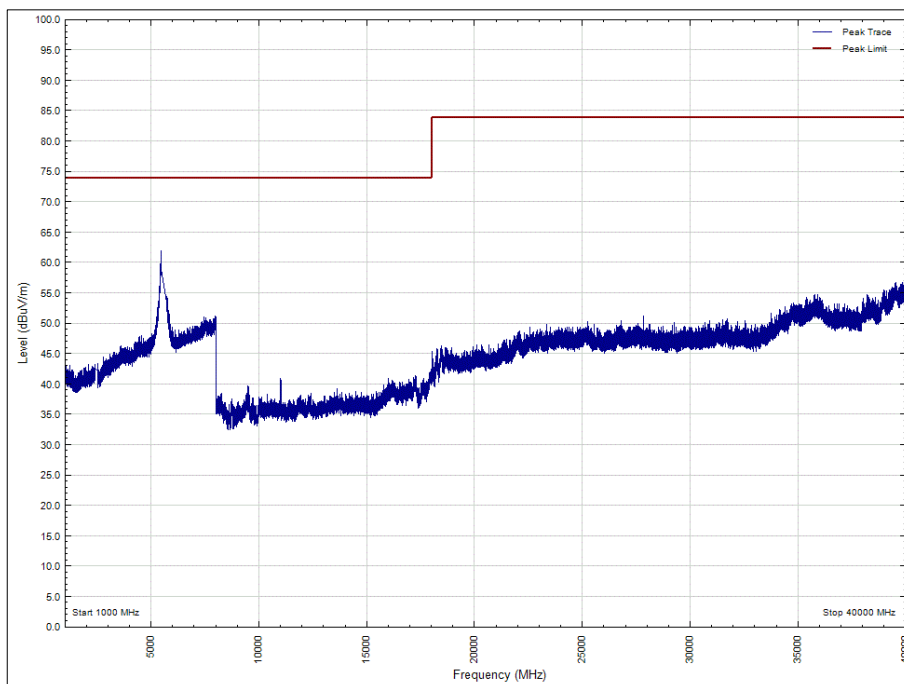
Frequency (MHz)	Level (dBuV/m)	Limit (dBuV/m)	Margin (dB)	Detector	Angle (°)	Height (cm)	Polarisation
*							

**Table 7 - 1 GHz to 40 GHz Emissions Results**

\*No emissions were detected within 10 dB of the limit.



**Figure 3 - 1 GHz to 40 GHz - Polarity: Horizontal (Peak)**



**Figure 4 - 1 GHz to 40 GHz - Polarity: Vertical (Peak)**

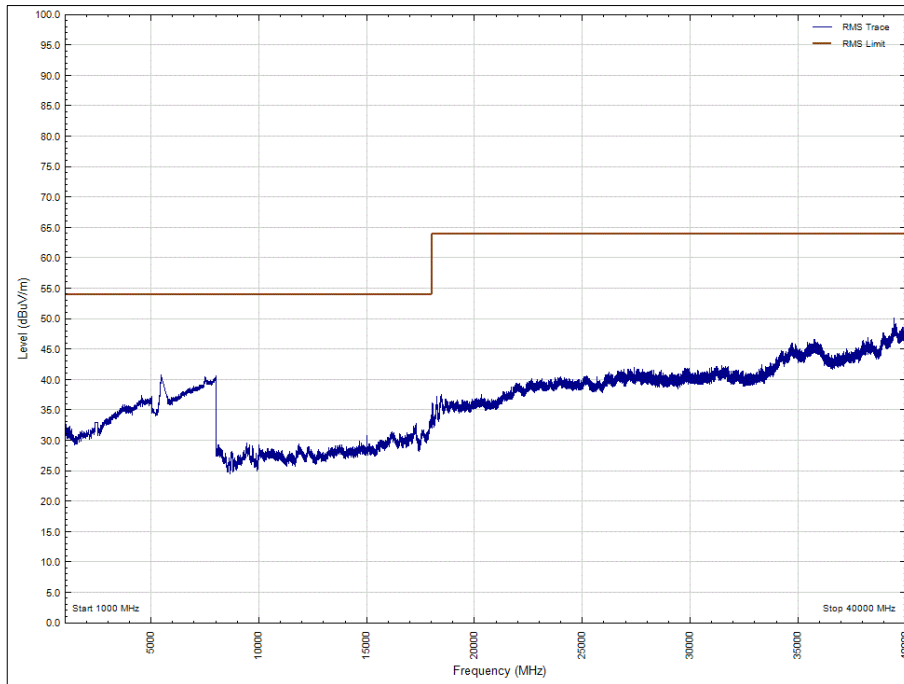


Figure 5 - 1 GHz to 40 GHz - Polarity: Horizontal (Average)

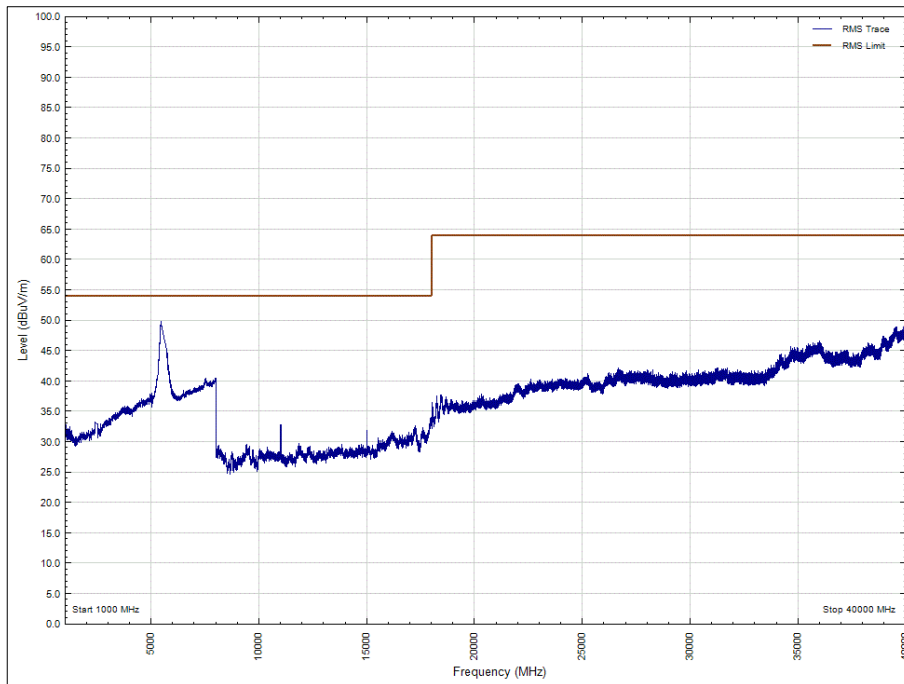


Figure 6 - 1 GHz to 40 GHz - Polarity: Vertical (Average)



Limit Clause

The least stringent limit from the applicable rule parts was used to determine compliance for Radiated Emissions testing of multiple transmission sources.

Specification and Clause	Limit
FCC Part 15.247 (d)	-20 dBc
FCC Part 15.407 (b)	-27 dBm (EIRP) / 68.2 dBµV/m at 3 m
FCC Part 15.209 (Within restricted bands listed in 15.205)	Peak: 74 dBµV/m at 3 m Average 54 dBµV/m at 3 m
ISED RSS-247, Clause 5.5	-20 dBc
ISED RSS-247, Clause 6.2	-27 dBm (EIRP) / 68.2 dBµV/m at 3 m
ISED RSS-GEN, Clause 8.9 (Within restricted bands listed in clause 8.8)	Peak: 74 dBµV/m at 3 m Average 54 dBµV/m at 3 m

**Table 8 - Limit Table**



### 2.1.7 Test Location and Test Equipment Used

This test was carried out in RF Chamber 11.

Instrument	Manufacturer	Type No	TE No	Calibration Period (months)	Calibration Due
Antenna with permanent attenuator (Bilog)	Schaffner	CBL6143	287	24	15-May-2020
10dB/1W SMA Attenuator dc - 18GHz	Sealectro	60-674-1010-89	395	-	O/P Mon
Filter (High Pass)	Lorch	SHP7-7000-SR	566	12	06-Jun-2020
Pre-Amplifier	Phase One	PS04-0086	1533	12	08-Feb-2020
1GHz to 8GHz Low Noise Amplifier	Wright Technologies	APS04-0085	4365	12	14-Nov-2020
Cable (Rx, Km-Km 2m)	Scott Cables	KPS-1501-2000-KPS	4526	6	11-Dec-2019
Double Ridged Waveguide Horn Antenna	ETS-Lindgren	3117	4722	12	05-Mar-2020
Double Ridge Broadband Horn Antenna	Schwarzbeck	BBHA 9120 B	4848	12	11-Mar-2020
Hygrometer	Rotronic	HP21	4989	12	02-May-2020
Band Reject Filter - 2.425 GHz	Wainwright	WRCGV14-2390-2400-2450-2460-50SS	5066	12	01-Oct-2020
Band Reject Filter - 2.425 GHz	Wainwright	WRCGV14-2390-2400-2450-2460-50SS	5067	12	01-Oct-2020
Band Reject Filter - 2.4585 GHz	Wainwright	WRCGV14-2423.5-2433.5-2483.5-2493.5-50SS	5068	12	01-Oct-2020
Band Reject Filter - 2.4585 GHz	Wainwright	WRCGV14-2423.5-2433.5-2483.5-2493.5-50SS	5069	12	01-Oct-2020
Band Reject Filter - 5.795 GHz	Wainwright	WRCJV10-5725-5755-5835-5865-50SS	5071	12	26-Sep-2020
Band Reject Filter - 5.22 GHz	Wainwright	WRCJV12-5120-5150-5290-5320-50SS	5072	12	24-Sep-2020
Band Reject Filter - 5.22 GHz	Wainwright	WRCJV12-5120-5150-5290-5320-50SS	5073	12	24-Sep-2020
EMI Test Receiver	Rohde & Schwarz	ESW44	5084	12	28-Nov-2020
8m N-Type RF Cable	Teledyne	PR90-088-8MTR	5095	12	04-Dec-2019
Cable (18 GHz)	Rosenberger	LU7-071-1000	5104	12	09-Dec-2020
EmX Emissions Software	TUV SUD	EmX	5125	-	Software
Screened Room (11)	Rainford	Rainford	5136	36	01-Nov-2021
Mast	Maturo	TAM 4.0-P	5158	-	TU
Mast and Turntable Controller	Maturo	Maturo NCD	5159	-	TU
Turntable	Maturo	TT 15WF	5160	-	TU



Instrument	Manufacturer	Type No	TE No	Calibration Period (months)	Calibration Due
8 Meter Cable	Teledyne	PR90-088-8MTR	5212	12	30-Aug-2020
Horn Antenna (1-10GHz)	Schwarzbeck	BBHA 9120 B	5215	12	11-Mar-2020
DRG Horn Antenna (7.5-18GHz)	Schwarzbeck	HWRD750	5216	12	11-Mar-2020
Horn Antenna (15-40GHz)	Schwarzbeck	BBHA 9170	5217	12	09-Apr-2020
Preamplifier (30 dB 18-40GHz)	Schwarzbeck	BBV 9721	5218	12	09-Apr-2020

**Table 9**

TU – Traceability Unscheduled  
O/P Mon – Output monitored using calibrated equipment.



### 3 Measurement Uncertainty

For a 95% confidence level, the measurement uncertainties for defined systems are:

Test Name	Measurement Uncertainty
Radiated Spurious Emissions (Simultaneous Transmission)	30 MHz to 1 GHz: $\pm 5.2$ dB 1 GHz to 40 GHz: $\pm 6.3$ dB

**Table 10**

#### Measurement Uncertainty Decision Rule

Determination of conformity with the specification limits is based on the decision rule according to IEC Guide 115: 2007, clause 4.4.3 and 4.5.1.