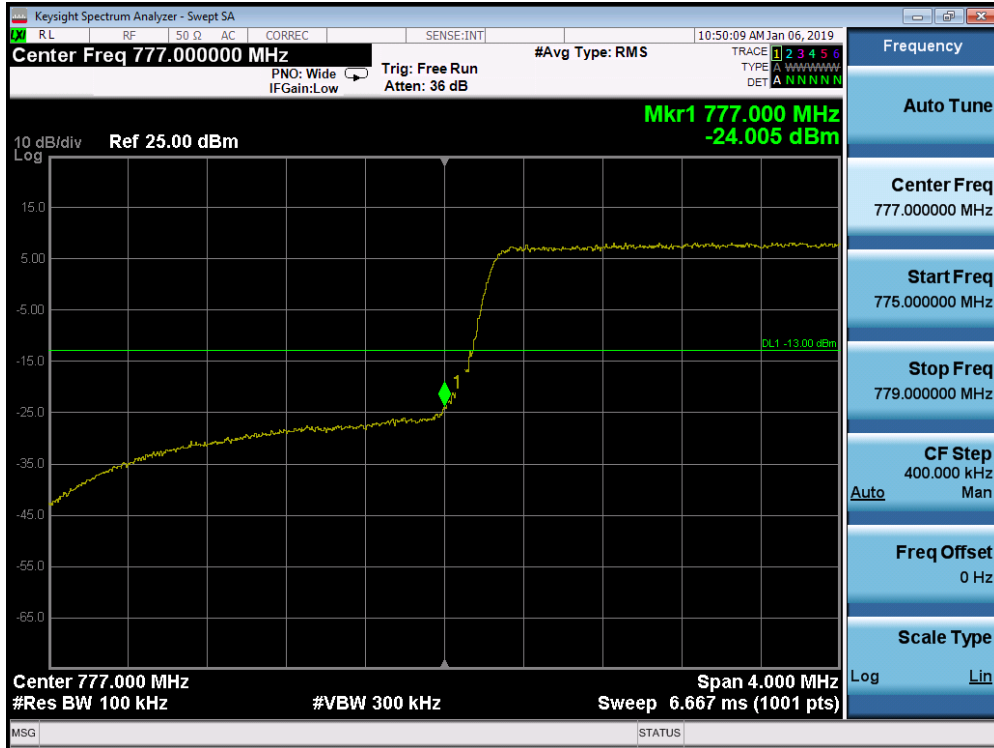
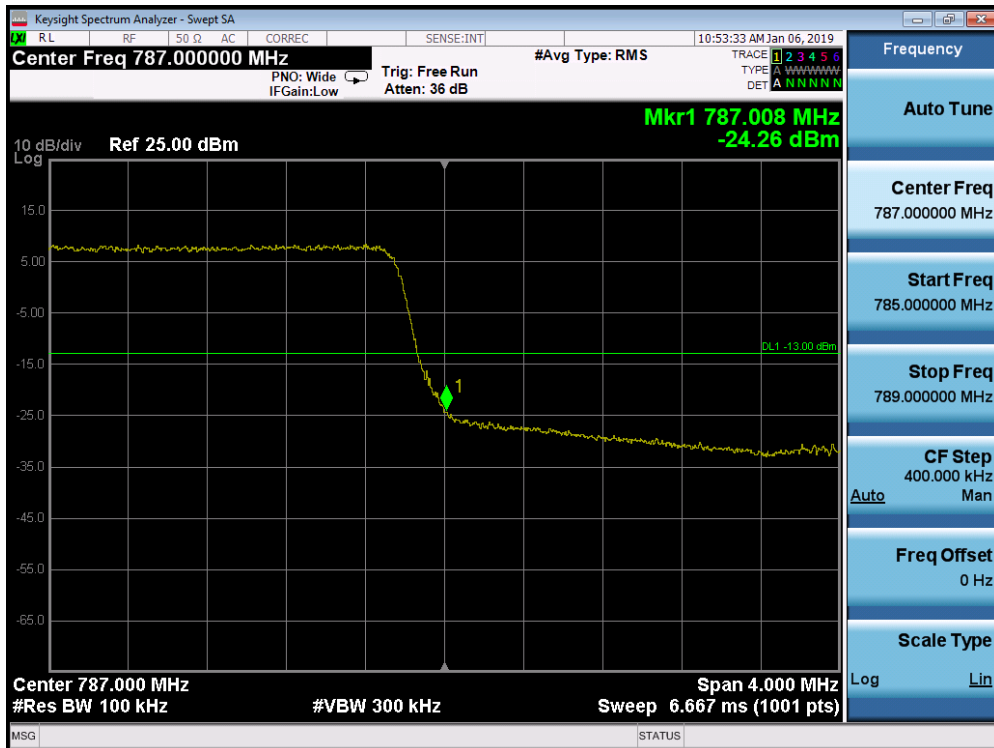


**Band 13**

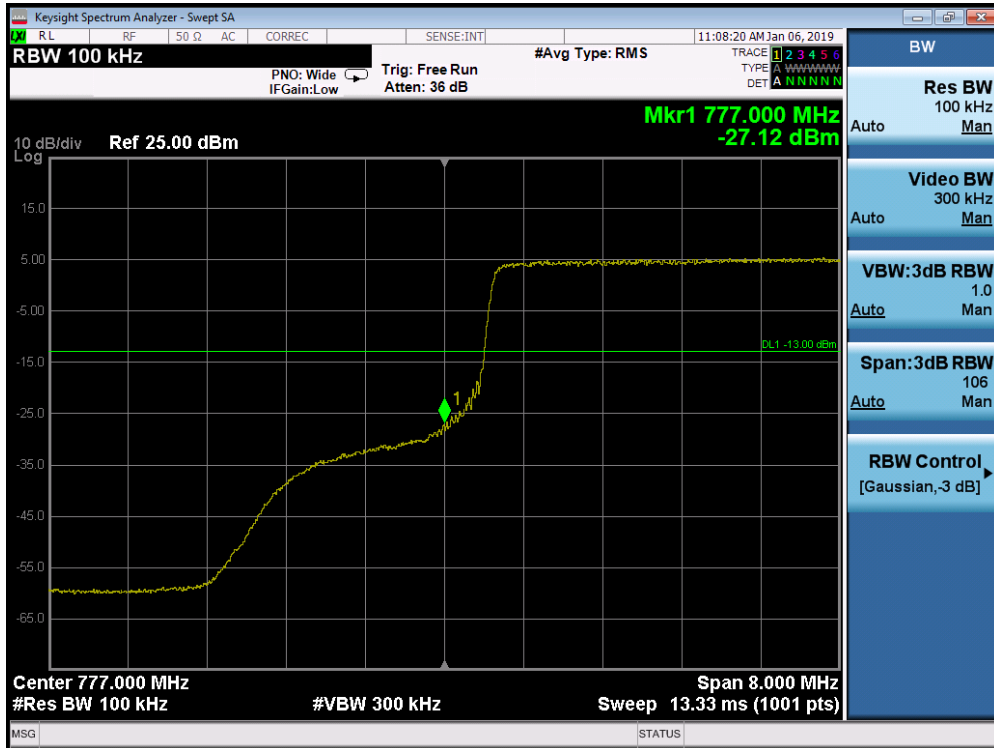


Plot 7-210. Lower Band Edge Plot (Band 13 - 5.0MHz QPSK - Full RB Configuration)



Plot 7-211. Upper Band Edge Plot (Band 13 - 5.0MHz QPSK - Full RB Configuration)

FCC ID: BCGA2153	<b>PCTEST</b> ENGINEERING LABORATORY, INC.		<b>MEASUREMENT REPORT (CERTIFICATION)</b>	Approved by: Quality Manager
Test Report S/N: 1C1811080028-03-R1.BCG	Test Dates: 11/09/2018-02/06/2019	EUT Type: Tablet Device		Page 134 of 363



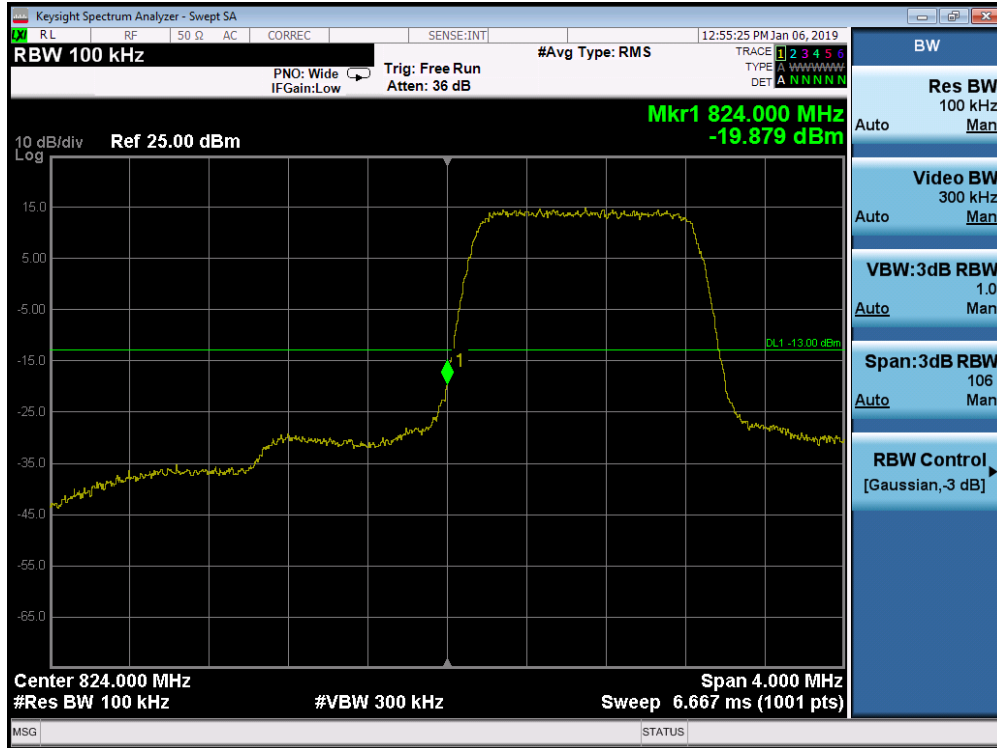
Plot 7-212. Lower Band Edge Plot (Band 13 - 10.0MHz QPSK - Full RB Configuration)



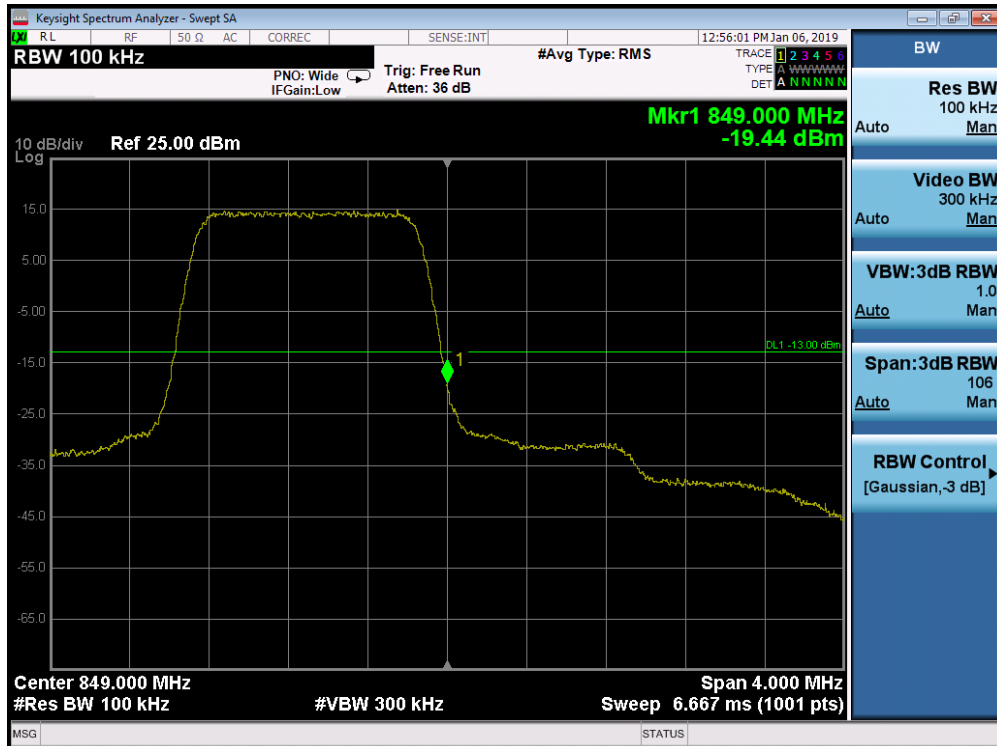
Plot 7-213. Upper Band Edge Plot (Band 13 - 10.0MHz QPSK - Full RB Configuration)

FCC ID: BCGA2153	<b>PCTEST</b> ENGINEERING LABORATORY, INC.		<b>MEASUREMENT REPORT</b> (CERTIFICATION)	Approved by: Quality Manager
Test Report S/N: 1C1811080028-03-R1.BCG	Test Dates: 11/09/2018-02/06/2019	EUT Type: Tablet Device		Page 135 of 363

**Band 26**



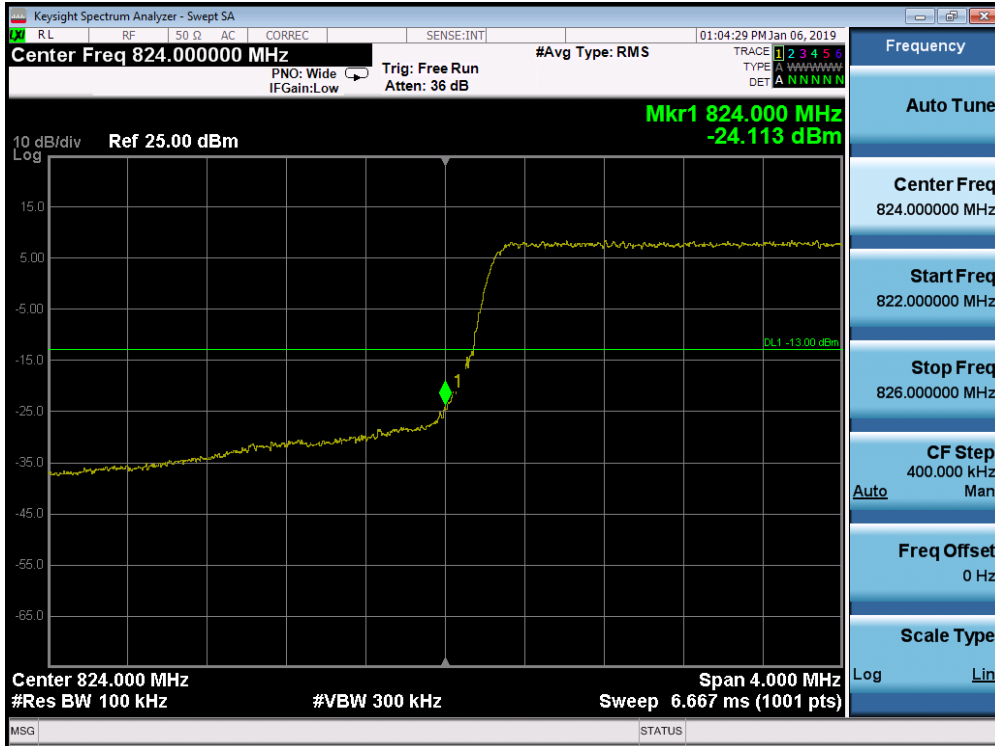
**Plot 7-214. Lower Band Edge Plot (Band 26 - 1.4MHz QPSK - Full RB Configuration)**



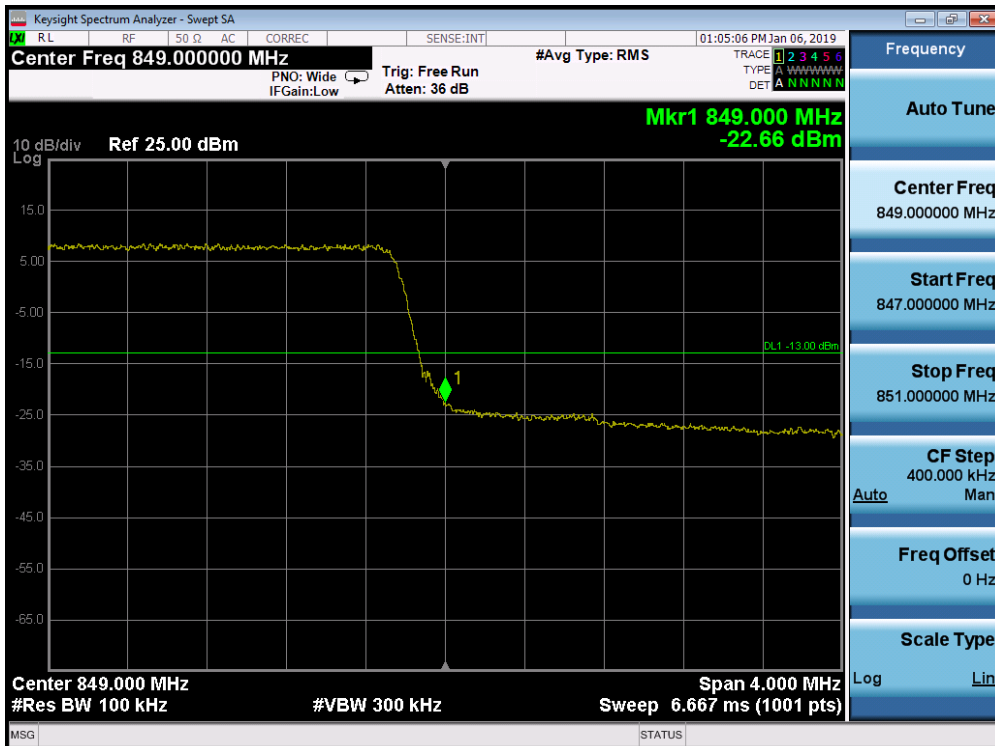
**Plot 7-215. Upper Band Edge Plot (Band 26 - 1.4MHz QPSK - Full RB Configuration)**

FCC ID: BCGA2153		<b>MEASUREMENT REPORT (CERTIFICATION)</b>	Approved by: Quality Manager
Test Report S/N: 1C1811080028-03-R1.BCG	Test Dates: 11/09/2018-02/06/2019	EUT Type: Tablet Device	Page 136 of 363



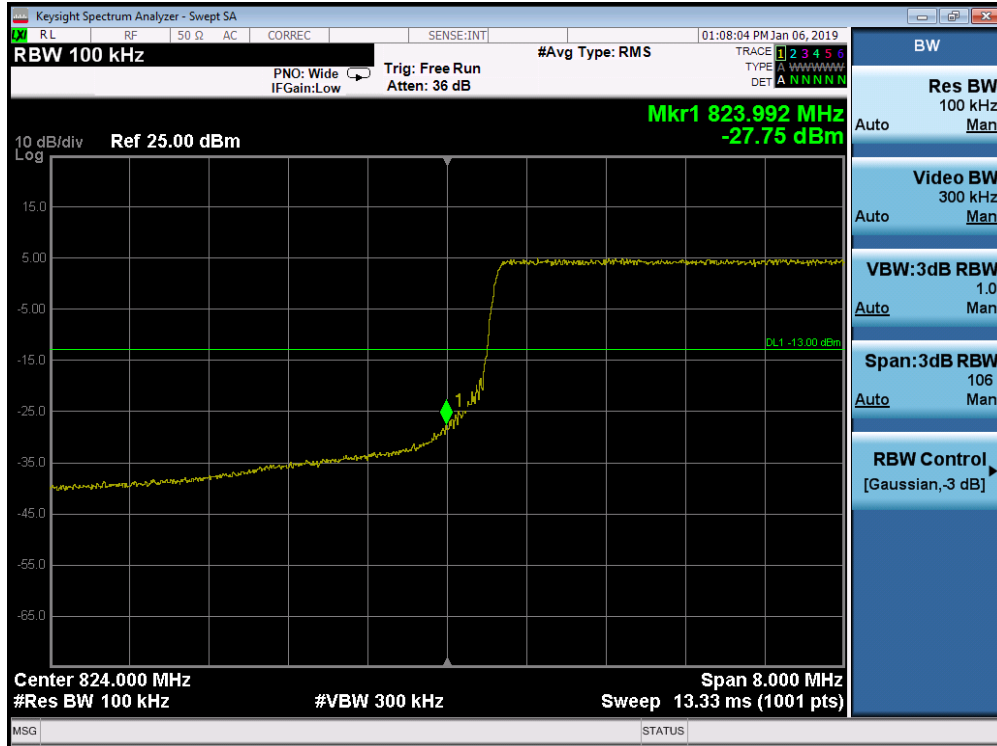


Plot 7-218. Lower Band Edge Plot (Band 26 - 5.0MHz QPSK - Full RB Configuration)

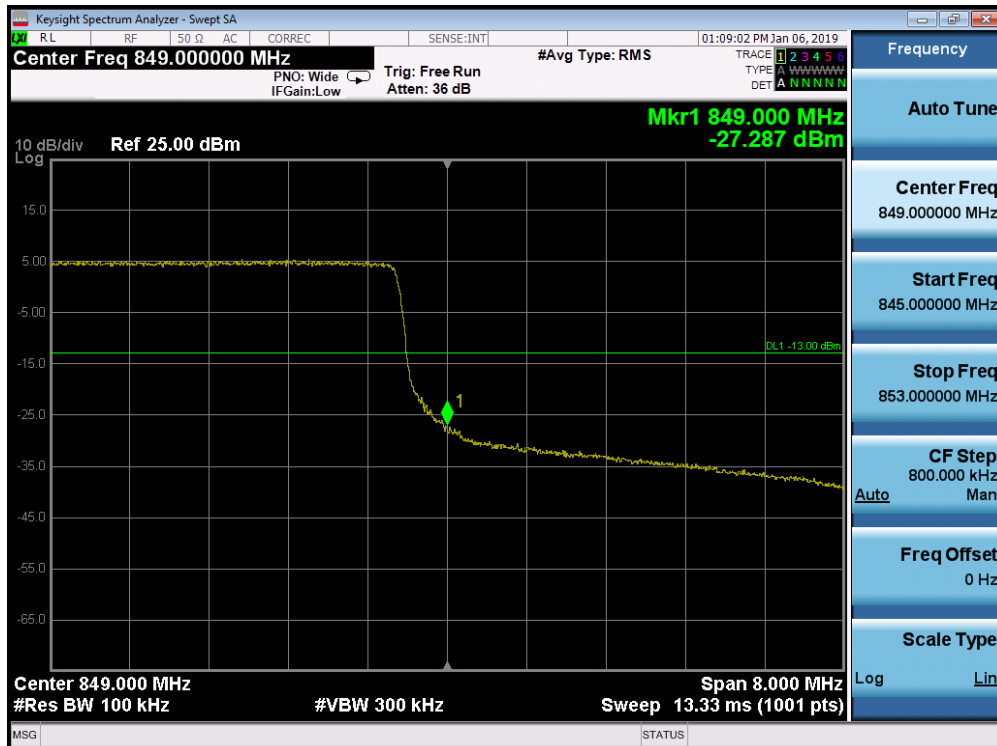


Plot 7-219. Upper Band Edge Plot (Band 26 - 5.0MHz QPSK - Full RB Configuration)

FCC ID: BCGA2153	<b>PCTEST</b> ENGINEERING LABORATORY, INC.		<b>MEASUREMENT REPORT (CERTIFICATION)</b>	Approved by: Quality Manager
Test Report S/N: 1C1811080028-03-R1.BCG	Test Dates: 11/09/2018-02/06/2019	EUT Type: Tablet Device		Page 138 of 363



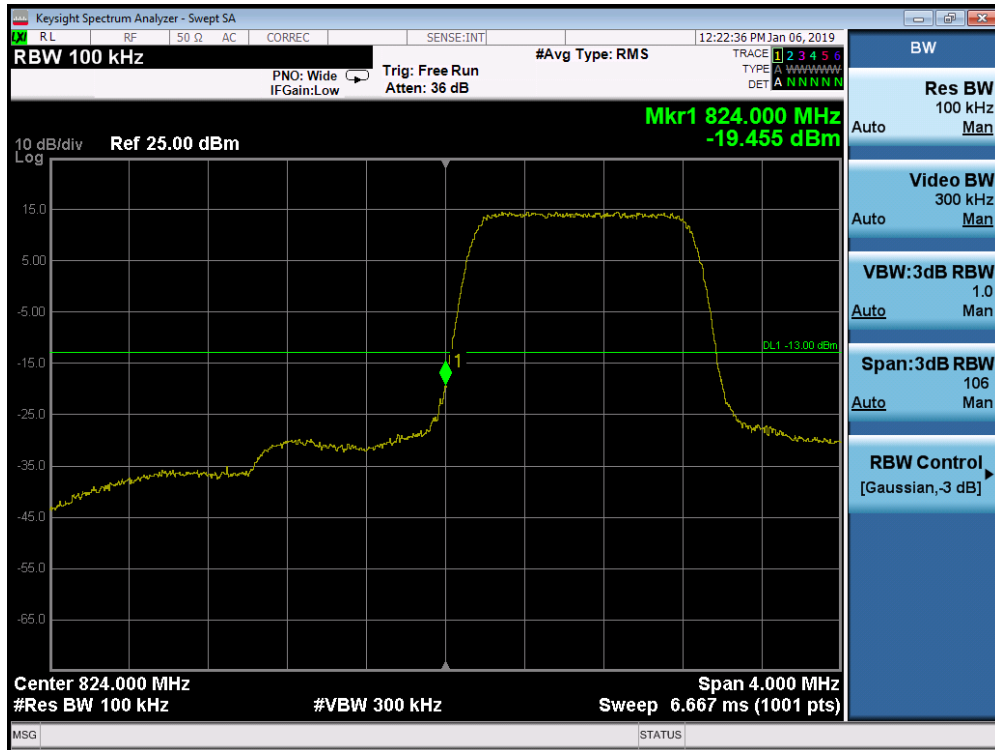
Plot 7-220. Lower Band Edge Plot (Band 26 - 10.0MHz QPSK - Full RB Configuration)



Plot 7-221. Upper Band Edge Plot (Band 26 - 10.0MHz QPSK - Full RB Configuration)

FCC ID: BCGA2153			MEASUREMENT REPORT (CERTIFICATION)	Approved by: Quality Manager
Test Report S/N: 1C1811080028-03-R1.BCG	Test Dates: 11/09/2018-02/06/2019	EUT Type: Tablet Device		Page 139 of 363

**Band 5**



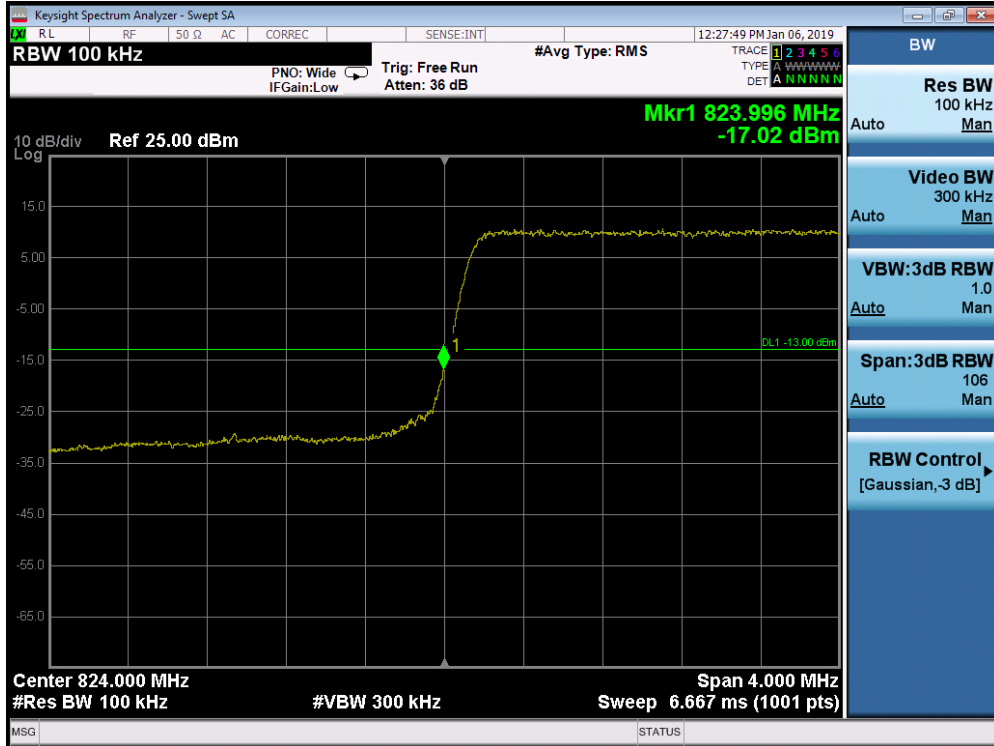
Plot 7-222. Lower Band Edge Plot (Band 5 - 1.4MHz QPSK - Full RB Configuration)



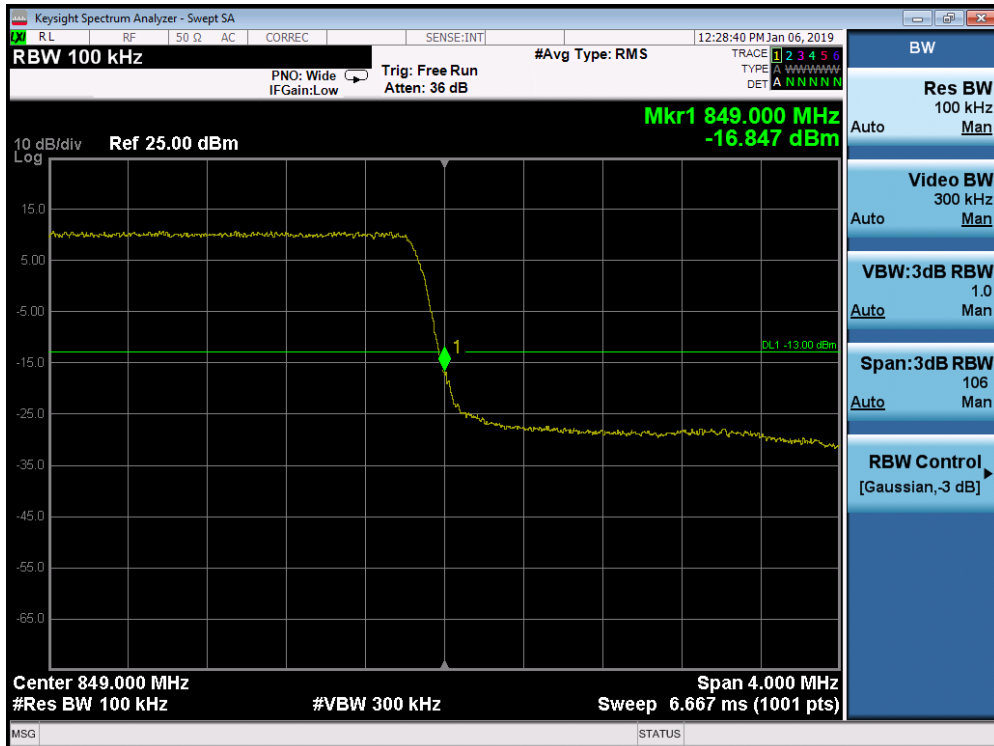
Plot 7-223. Upper Band Edge Plot (Band 5 - 1.4MHz QPSK - Full RB Configuration)

FCC ID: BCGA2153	<b>PCTEST</b> ENGINEERING LABORATORY, INC.		<b>MEASUREMENT REPORT (CERTIFICATION)</b>	Approved by: Quality Manager
Test Report S/N: 1C1811080028-03-R1.BCG	Test Dates: 11/09/2018-02/06/2019	EUT Type: Tablet Device		Page 140 of 363





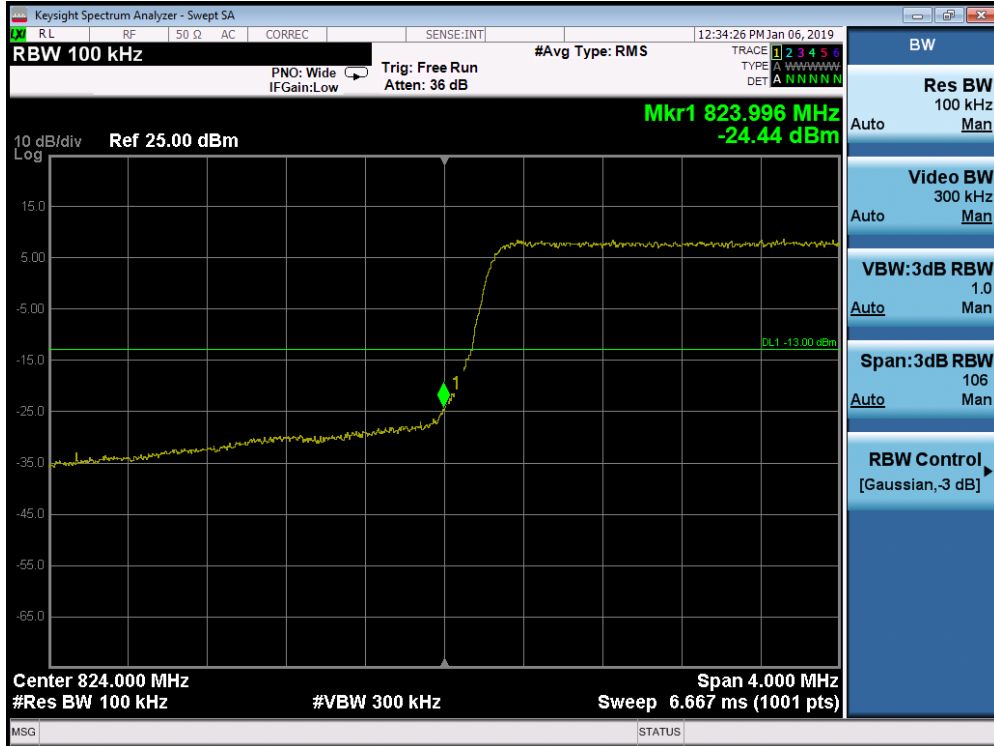
Plot 7-224. Lower Band Edge Plot (Band 5 - 3.0MHz QPSK - Full RB Configuration)



Plot 7-225. Upper Band Edge Plot (Band 5 - 3.0MHz QPSK - Full RB Configuration)

FCC ID: BCGA2153		MEASUREMENT REPORT (CERTIFICATION)	Approved by: Quality Manager
Test Report S/N: 1C1811080028-03-R1.BCG	Test Dates: 11/09/2018-02/06/2019	EUT Type: Tablet Device	Page 141 of 363



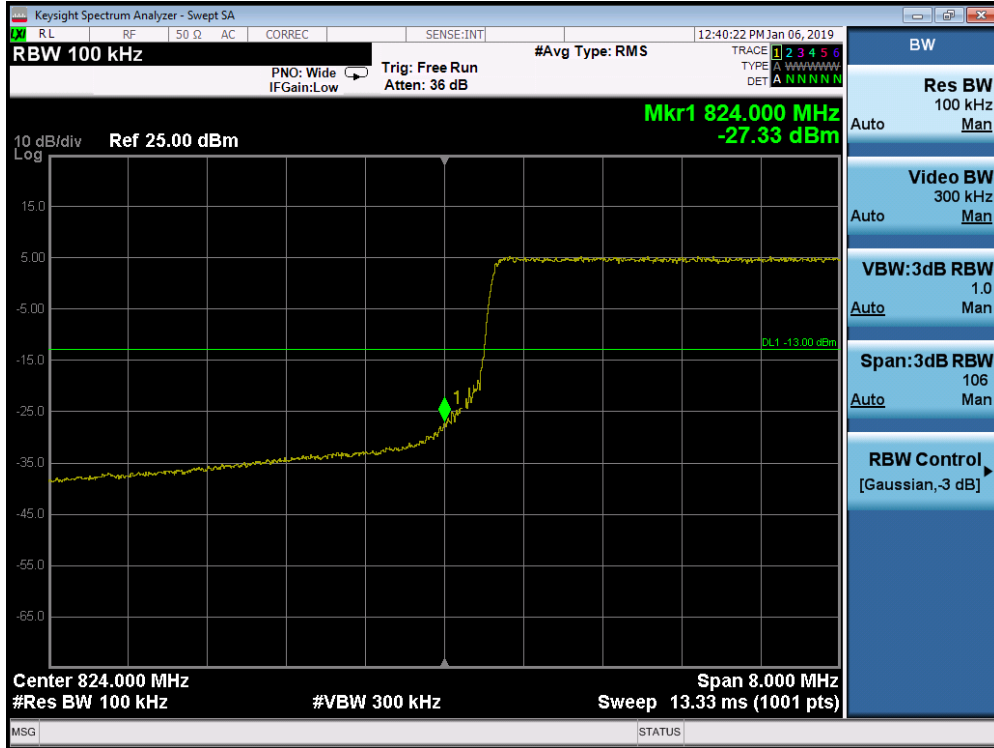


Plot 7-226. Lower Band Edge Plot (Band 5 - 5.0MHz QPSK - Full RB Configuration)



Plot 7-227. Upper Band Edge Plot (Band 5 - 5.0MHz QPSK - Full RB Configuration)

FCC ID: BCGA2153	<b>PCTEST</b> ENGINEERING LABORATORY, INC.		<b>MEASUREMENT REPORT (CERTIFICATION)</b>	Approved by: Quality Manager
Test Report S/N: 1C1811080028-03-R1.BCG	Test Dates: 11/09/2018-02/06/2019	EUT Type: Tablet Device		Page 142 of 363



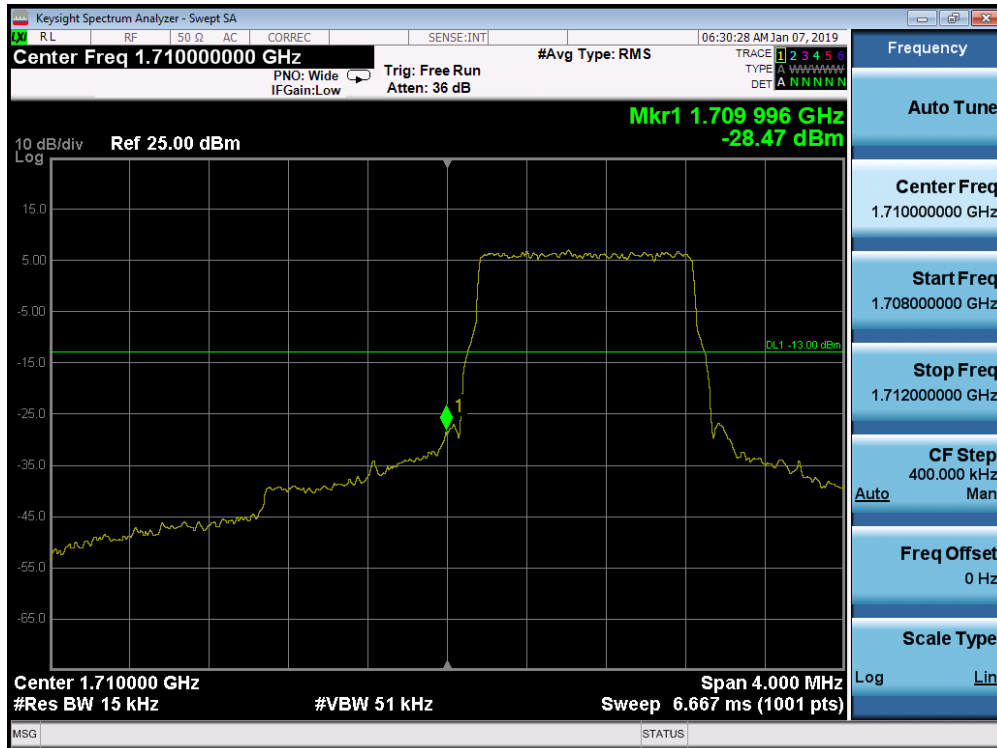
Plot 7-228. Lower Band Edge Plot (Band 5 - 10.0MHz QPSK - Full RB Configuration)



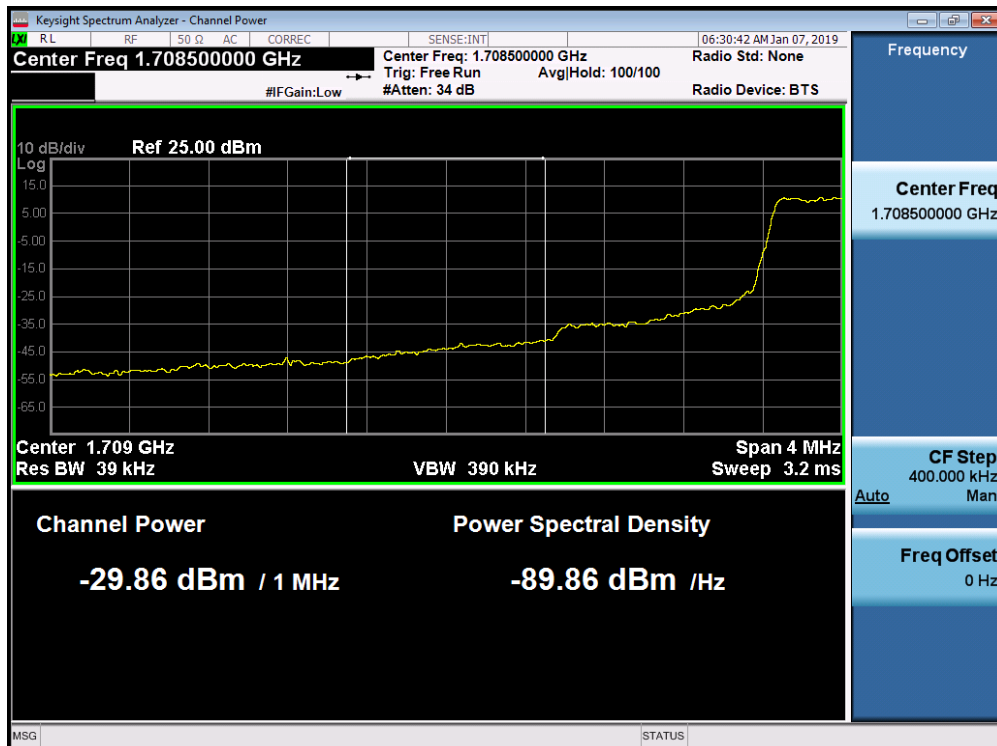
Plot 7-229. Upper Band Edge Plot (Band 5 - 10.0MHz QPSK - Full RB Configuration)

FCC ID: BCGA2153	<b>PCTEST</b> ENGINEERING LABORATORY, INC.		<b>MEASUREMENT REPORT (CERTIFICATION)</b>	Approved by: Quality Manager
Test Report S/N: 1C1811080028-03-R1.BCG	Test Dates: 11/09/2018-02/06/2019	EUT Type: Tablet Device		Page 143 of 363

**Band 66**



Plot 7-230. Lower Band Edge Plot (Band 66 - 1.4MHz QPSK - Full RB Configuration)

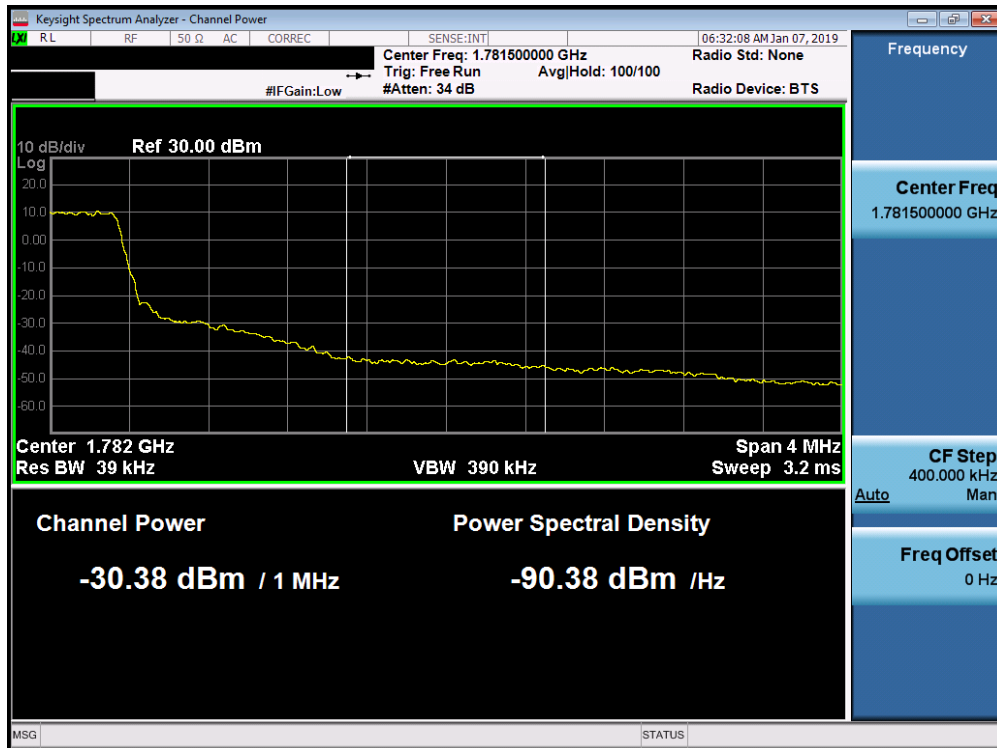


Plot 7-231. Lower Extended Band Edge Plot (Band 66 - 1.4MHz QPSK - Full RB Configuration)

FCC ID: BCGA2153		MEASUREMENT REPORT (CERTIFICATION)	Approved by: Quality Manager
Test Report S/N: 1C1811080028-03-R1.BCG	Test Dates: 11/09/2018-02/06/2019	EUT Type: Tablet Device	Page 144 of 363

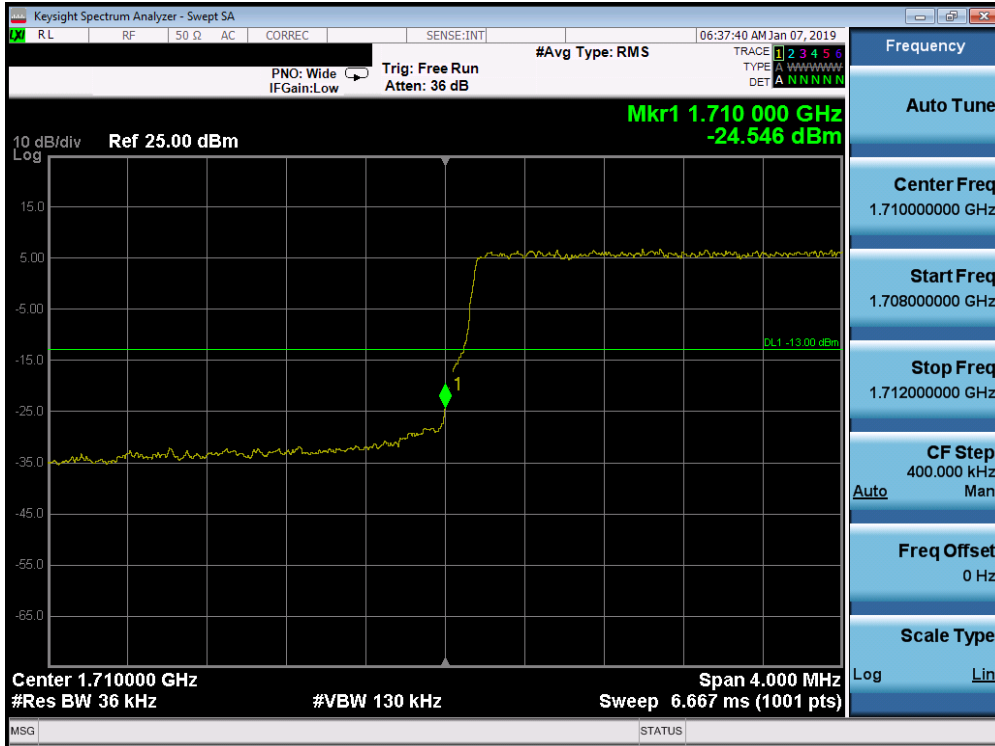


Plot 7-232. Upper Band Edge Plot (Band 66 - 1.4MHz QPSK - Full RB Configuration)

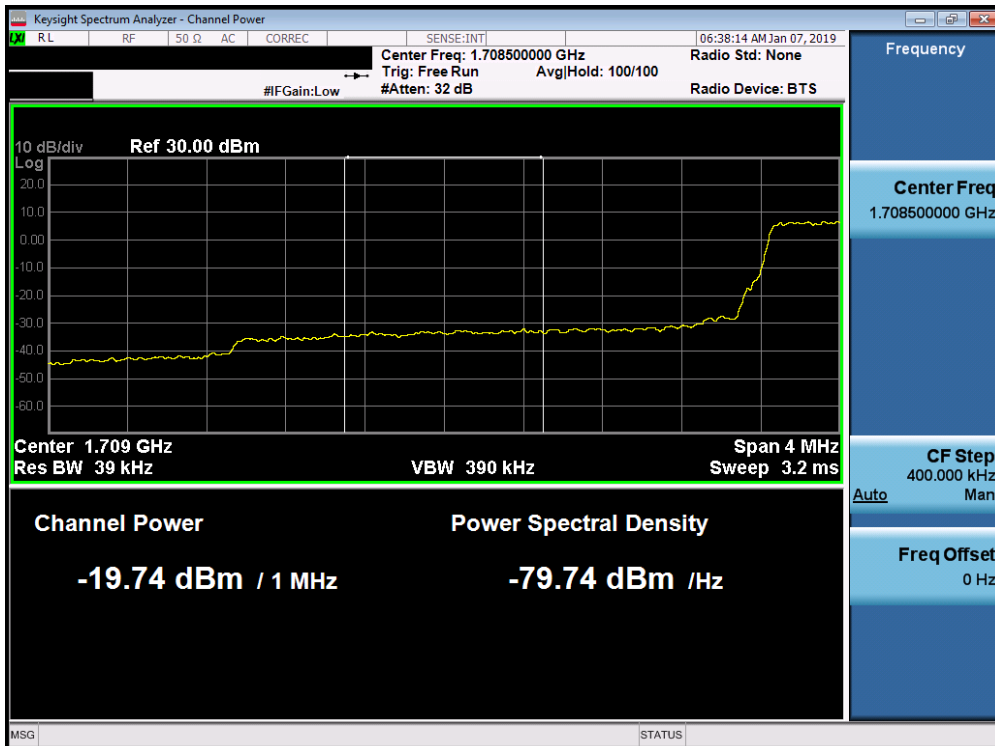


Plot 7-233. Upper Extended Band Edge Plot (Band 66 - 1.4MHz QPSK - Full RB Configuration)

FCC ID: BCGA2153	<b>PCTEST</b> ENGINEERING LABORATORY, INC.		<b>MEASUREMENT REPORT (CERTIFICATION)</b>	Approved by: Quality Manager
Test Report S/N: 1C1811080028-03-R1.BCG	Test Dates: 11/09/2018-02/06/2019	EUT Type: Tablet Device		Page 145 of 363



Plot 7-234. Lower Band Edge Plot (Band 66 - 3.0MHz QPSK - Full RB Configuration)

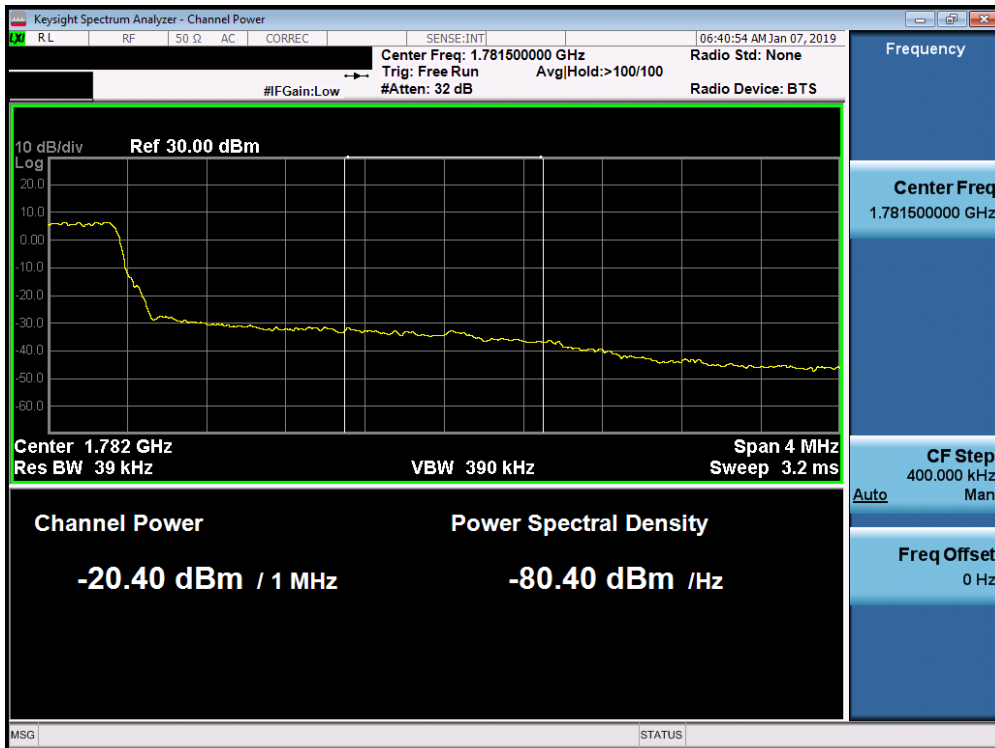


Plot 7-235. Lower Extended Band Edge Plot (Band 66 - 3.0MHz QPSK - Full RB Configuration)

FCC ID: BCGA2153	<b>PCTEST</b> ENGINEERING LABORATORY, INC.		<b>MEASUREMENT REPORT (CERTIFICATION)</b>	Approved by: Quality Manager
Test Report S/N: 1C1811080028-03-R1.BCG	Test Dates: 11/09/2018-02/06/2019	EUT Type: Tablet Device	Page 146 of 363	

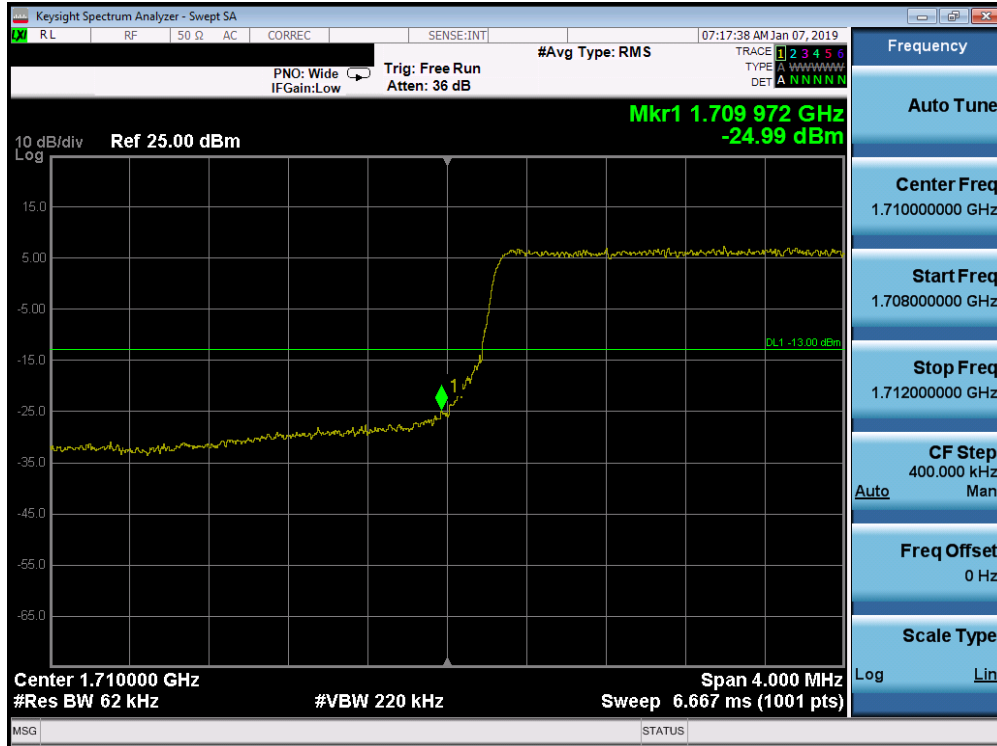


Plot 7-236. Upper Band Edge Plot (Band 66 - 3.0MHz QPSK - Full RB Configuration)

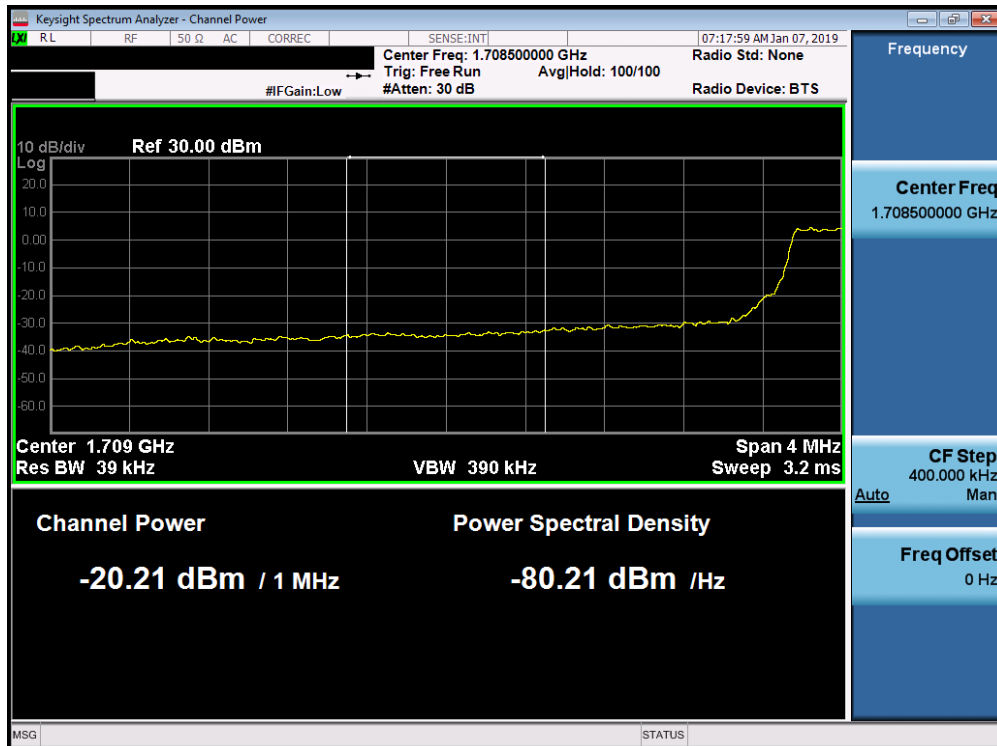


Plot 7-237. Upper Extended Band Edge Plot (Band 66 - 3.0MHz QPSK - Full RB Configuration)

FCC ID: BCGA2153	PCTEST ENGINEERING LABORATORY, INC.	MEASUREMENT REPORT (CERTIFICATION)	Approved by: Quality Manager
Test Report S/N: 1C1811080028-03-R1.BCG	Test Dates: 11/09/2018-02/06/2019	EUT Type: Tablet Device	Page 147 of 363



Plot 7-238. Lower Band Edge Plot (Band 66 - 5.0MHz QPSK - Full RB Configuration)



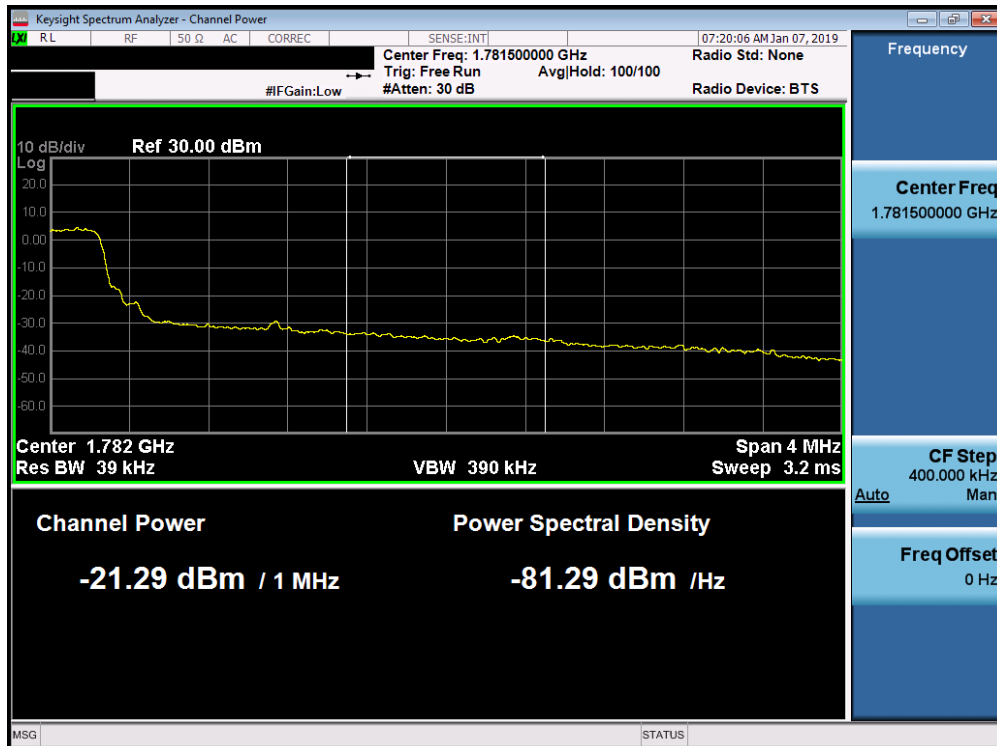
Plot 7-239. Lower Extended Band Edge Plot (Band 66 - 5.0MHz QPSK - Full RB Configuration)

FCC ID: BCGA2153	<b>PCTEST</b> ENGINEERING LABORATORY, INC.		<b>MEASUREMENT REPORT (CERTIFICATION)</b>	Approved by: Quality Manager
Test Report S/N: 1C1811080028-03-R1.BCG	Test Dates: 11/09/2018-02/06/2019	EUT Type: Tablet Device		Page 148 of 363



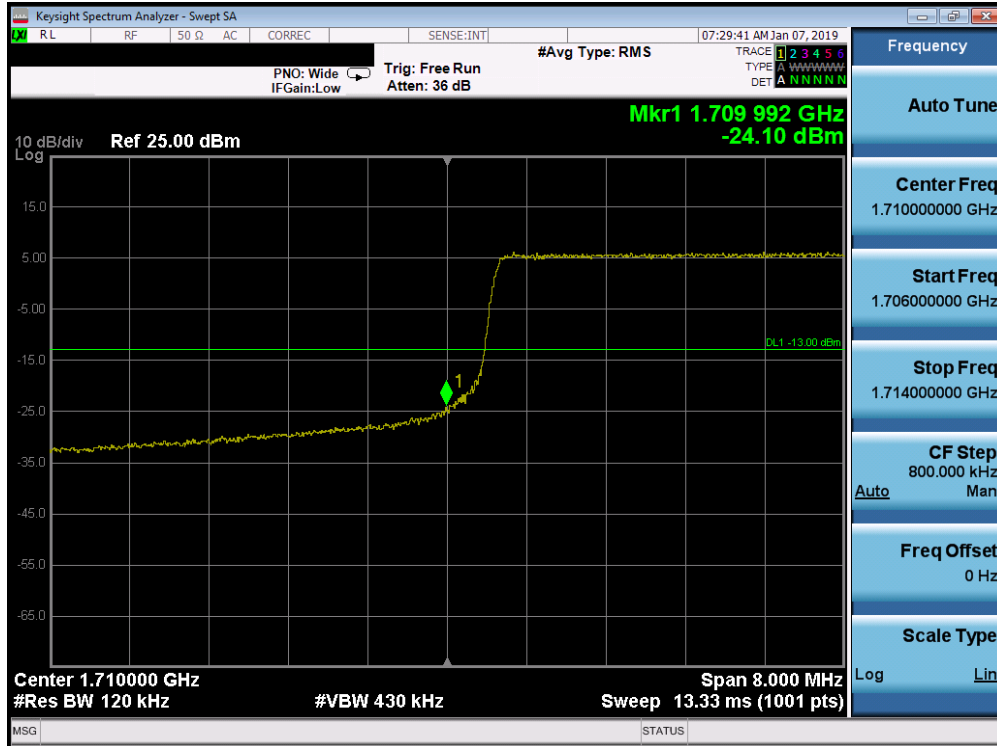


Plot 7-240. Upper Band Edge Plot (Band 66 - 5.0MHz QPSK - Full RB Configuration)

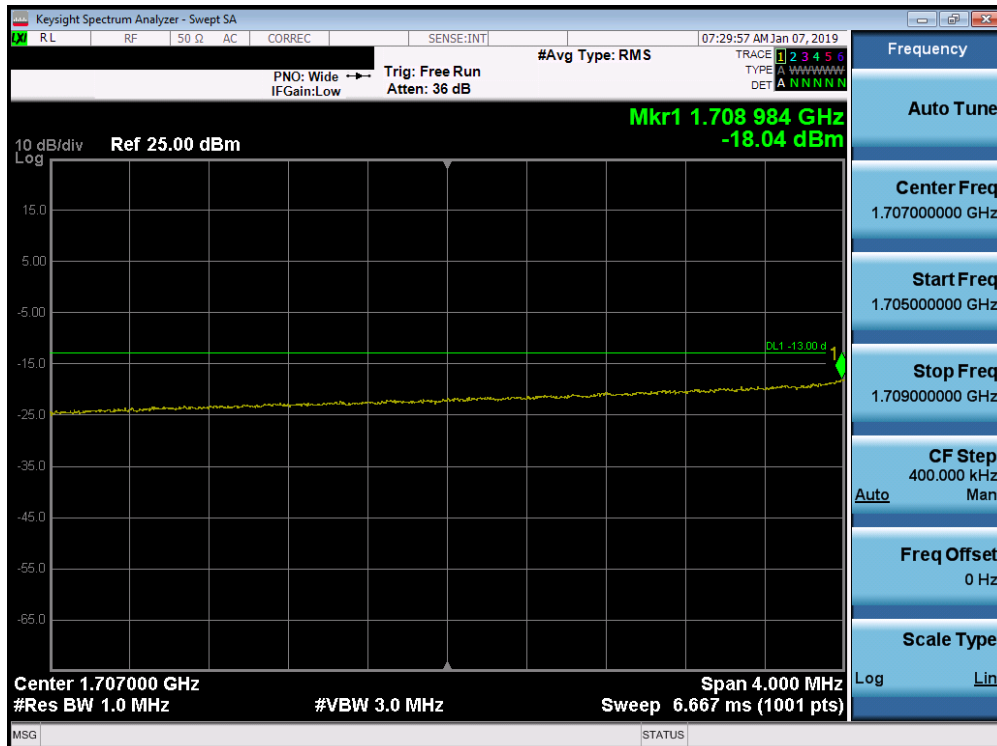


Plot 7-241. Upper Extended Band Edge Plot (Band 66 - 5.0MHz QPSK - Full RB Configuration)

FCC ID: BCGA2153	<b>PCTEST</b> ENGINEERING LABORATORY, INC.		MEASUREMENT REPORT (CERTIFICATION)	Approved by: Quality Manager
Test Report S/N: 1C1811080028-03-R1.BCG	Test Dates: 11/09/2018-02/06/2019	EUT Type: Tablet Device		Page 149 of 363



Plot 7-242. Lower Band Edge Plot (Band 66 - 10.0MHz QPSK - Full RB Configuration)



Plot 7-243. Lower Extended Band Edge Plot (Band 66 - 10.0MHz QPSK - Full RB Configuration)

FCC ID: BCGA2153	<b>PCTEST</b> ENGINEERING LABORATORY, INC.		<b>MEASUREMENT REPORT (CERTIFICATION)</b>	Approved by: Quality Manager
Test Report S/N: 1C1811080028-03-R1.BCG	Test Dates: 11/09/2018-02/06/2019	EUT Type: Tablet Device		Page 150 of 363

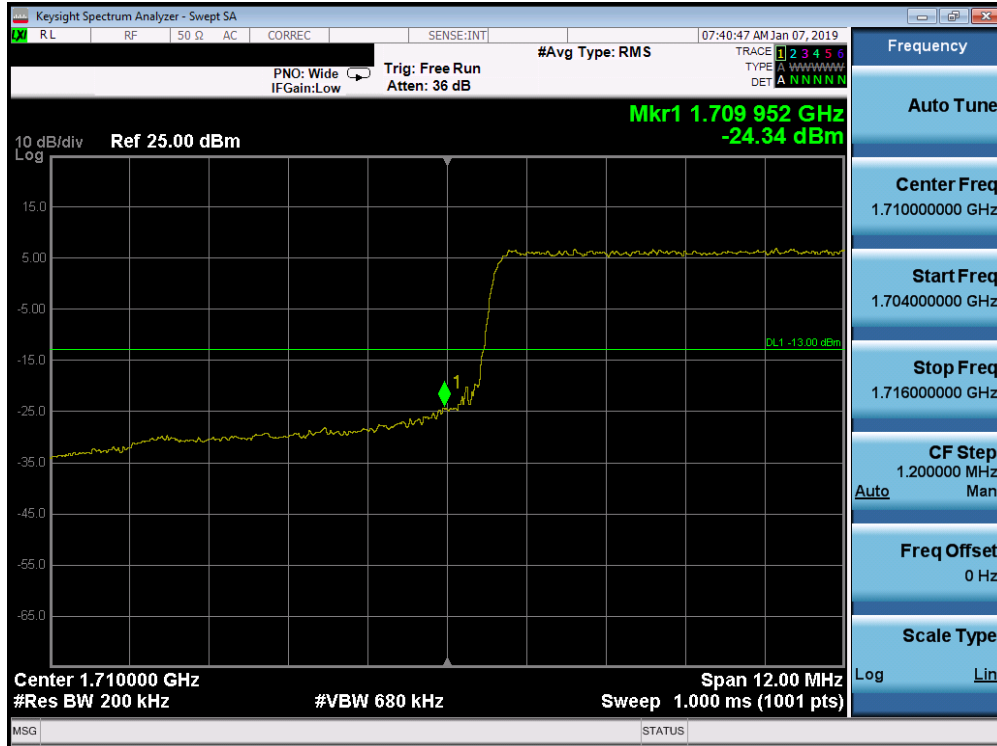


Plot 7-244. Upper Band Edge Plot (Band 66 - 10.0MHz QPSK - Full RB Configuration)

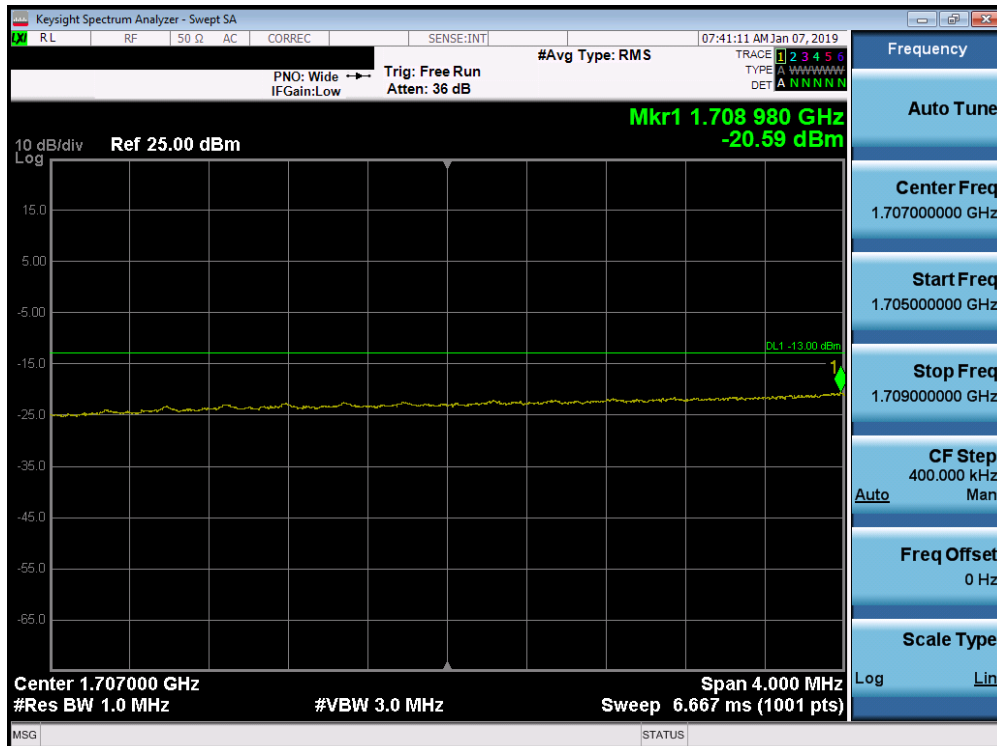


Plot 7-245. Upper Extended Band Edge Plot (Band 66 - 10.0MHz QPSK - Full RB Configuration)

FCC ID: BCGA2153	<b>PCTEST</b> ENGINEERING LABORATORY, INC.		<b>MEASUREMENT REPORT (CERTIFICATION)</b>	Approved by: Quality Manager
Test Report S/N: 1C1811080028-03-R1.BCG	Test Dates: 11/09/2018-02/06/2019	EUT Type: Tablet Device		Page 151 of 363



Plot 7-246. Lower Band Edge Plot (Band 66 - 15.0MHz QPSK - Full RB Configuration)

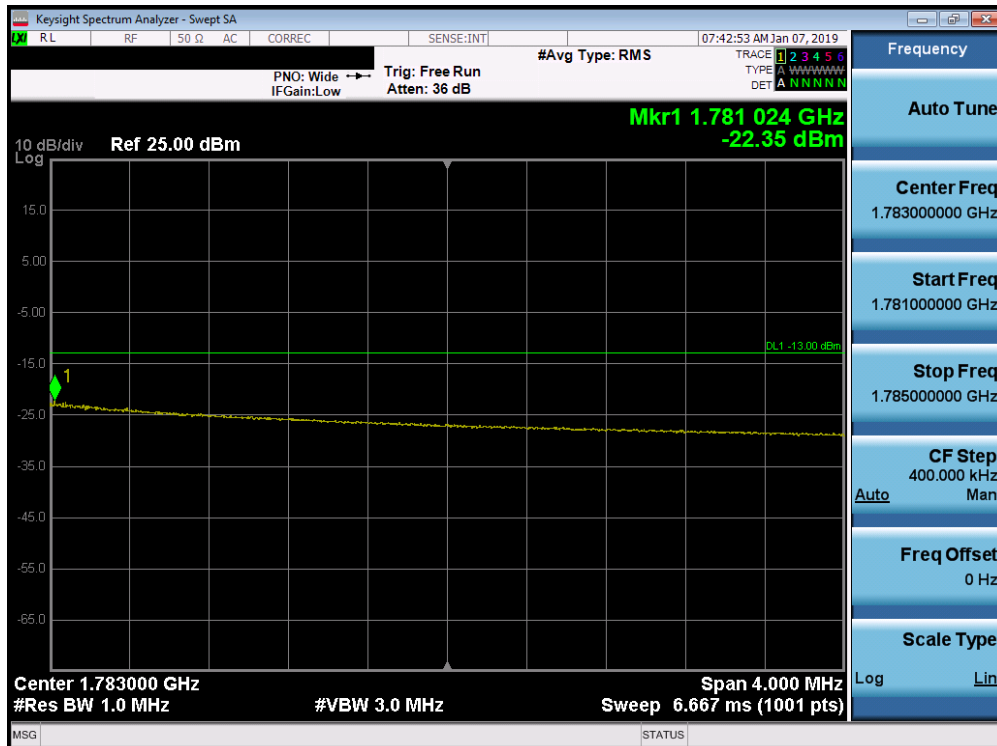


Plot 7-247. Lower Extended Band Edge Plot (Band 66 - 15.0MHz QPSK - Full RB Configuration)

FCC ID: BCGA2153	<b>PCTEST</b> ENGINEERING LABORATORY, INC.		<b>MEASUREMENT REPORT (CERTIFICATION)</b>	Approved by: Quality Manager
Test Report S/N: 1C1811080028-03-R1.BCG	Test Dates: 11/09/2018-02/06/2019	EUT Type: Tablet Device		Page 152 of 363

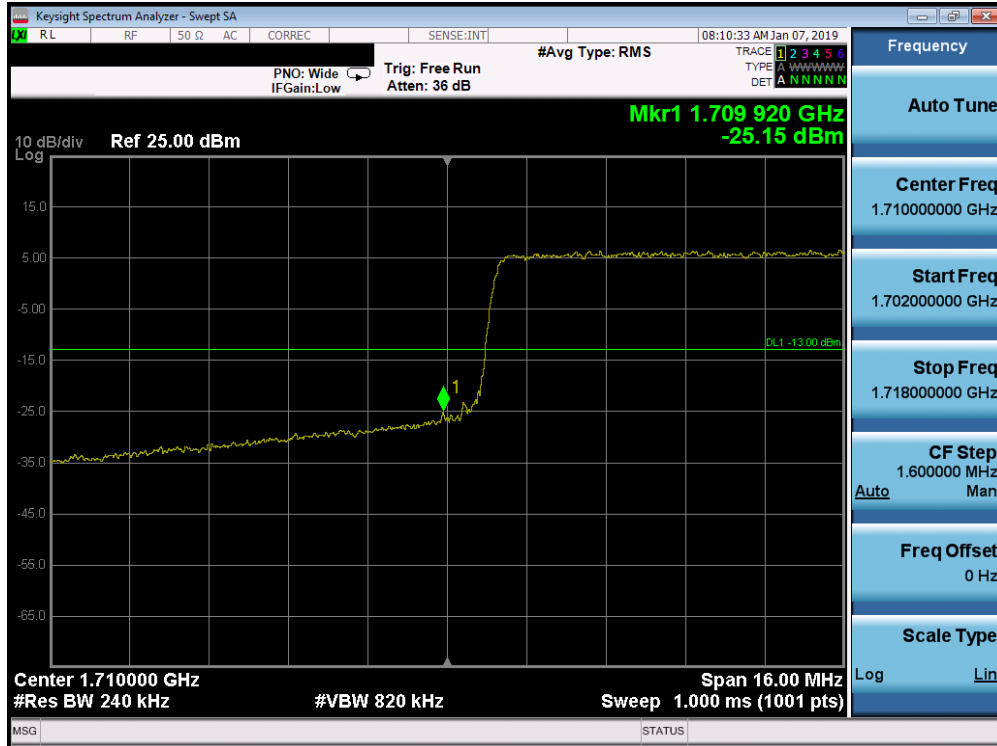


Plot 7-248. Upper Band Edge Plot (Band 66 - 15.0MHz QPSK - Full RB Configuration)

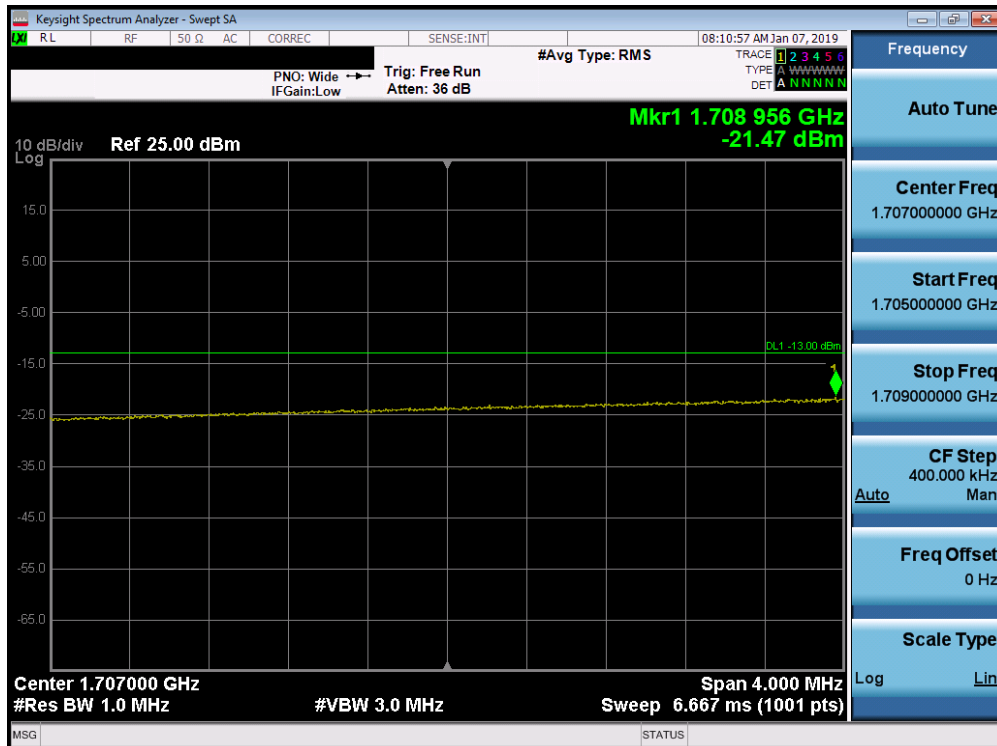


Plot 7-249. Upper Extended Band Edge Plot (Band 66 - 15.0MHz QPSK - Full RB Configuration)

FCC ID: BCGA2153	<b>PCTEST</b> ENGINEERING LABORATORY, INC.		<b>MEASUREMENT REPORT</b> (CERTIFICATION)	Approved by: Quality Manager
Test Report S/N: 1C1811080028-03-R1.BCG	Test Dates: 11/09/2018-02/06/2019	EUT Type: Tablet Device		Page 153 of 363



Plot 7-250. Lower Band Edge Plot (Band 66 - 20.0MHz QPSK - Full RB Configuration)

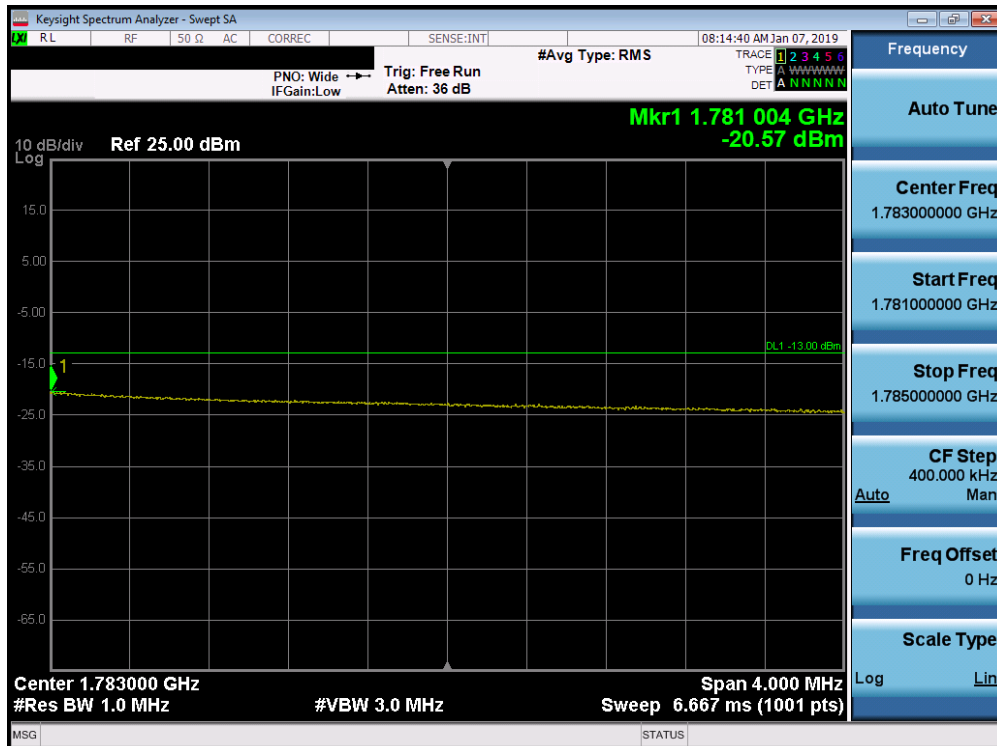


Plot 7-251. Lower Extended Band Edge Plot (Band 66 - 20.0MHz QPSK - Full RB Configuration)

FCC ID: BCGA2153		MEASUREMENT REPORT (CERTIFICATION)	Approved by: Quality Manager
Test Report S/N: 1C1811080028-03-R1.BCG	Test Dates: 11/09/2018-02/06/2019	EUT Type: Tablet Device	Page 154 of 363



Plot 7-252. Upper Band Edge Plot (Band 66 - 20.0MHz QPSK - Full RB Configuration)

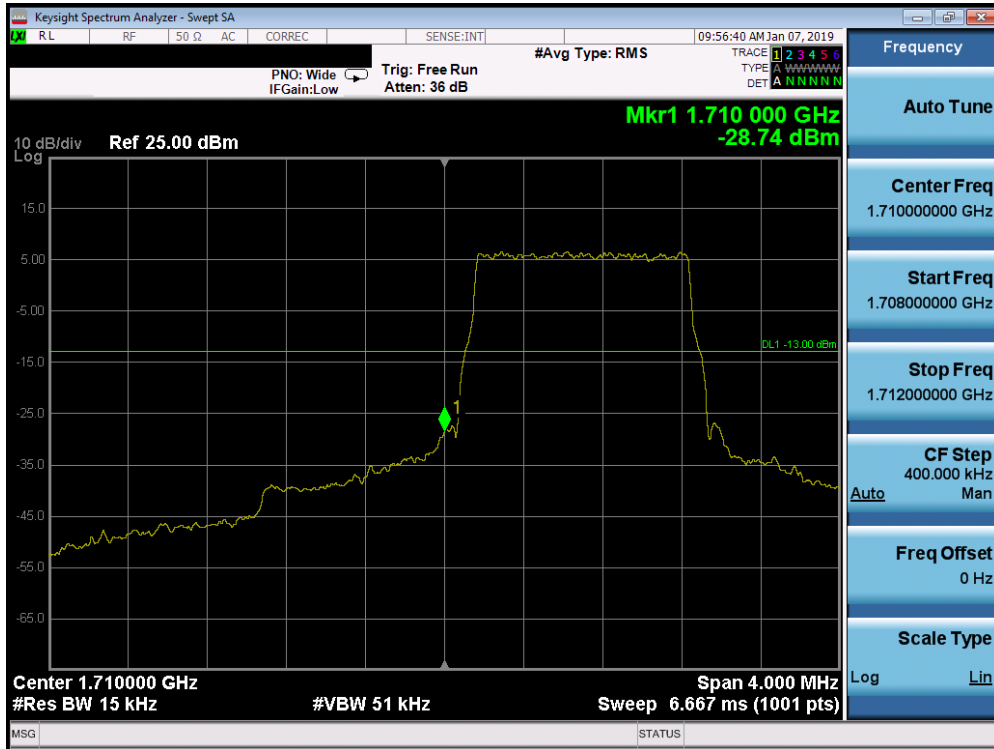


Plot 7-253. Upper Extended Band Edge Plot (Band 66 - 20.0MHz QPSK - Full RB Configuration)

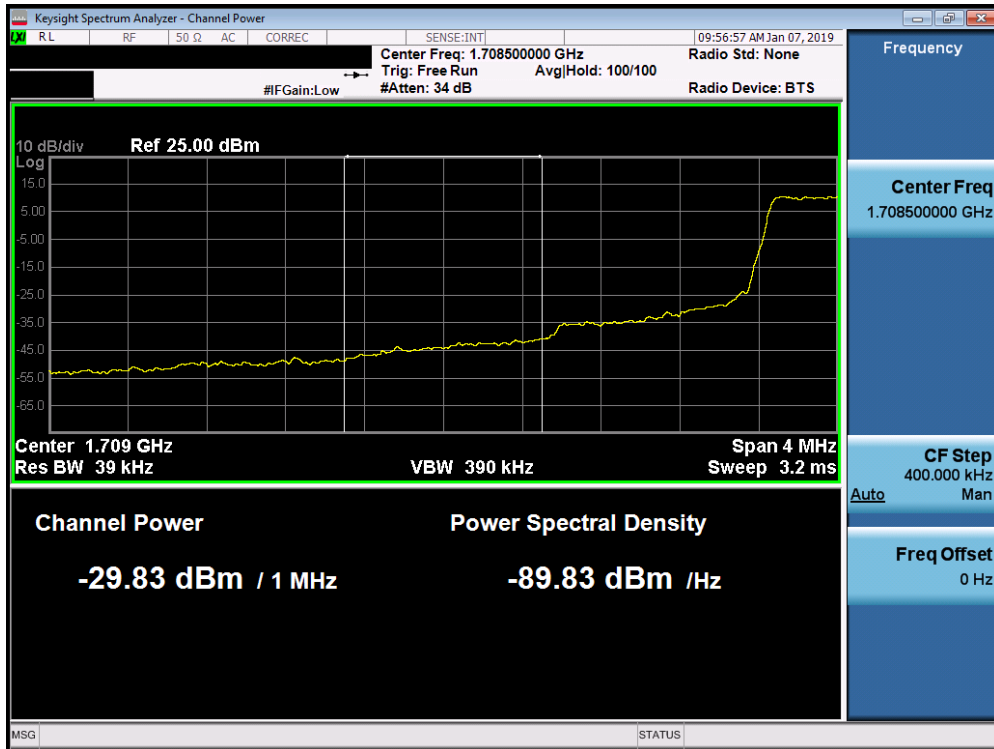
FCC ID: BCGA2153	<b>PCTEST</b> ENGINEERING LABORATORY, INC.		<b>MEASUREMENT REPORT (CERTIFICATION)</b>	Approved by: Quality Manager
Test Report S/N: 1C1811080028-03-R1.BCG	Test Dates: 11/09/2018-02/06/2019	EUT Type: Tablet Device		Page 155 of 363



**Band 4**



Plot 7-254. Lower Band Edge Plot (Band 4 - 1.4MHz QPSK - Full RB Configuration)

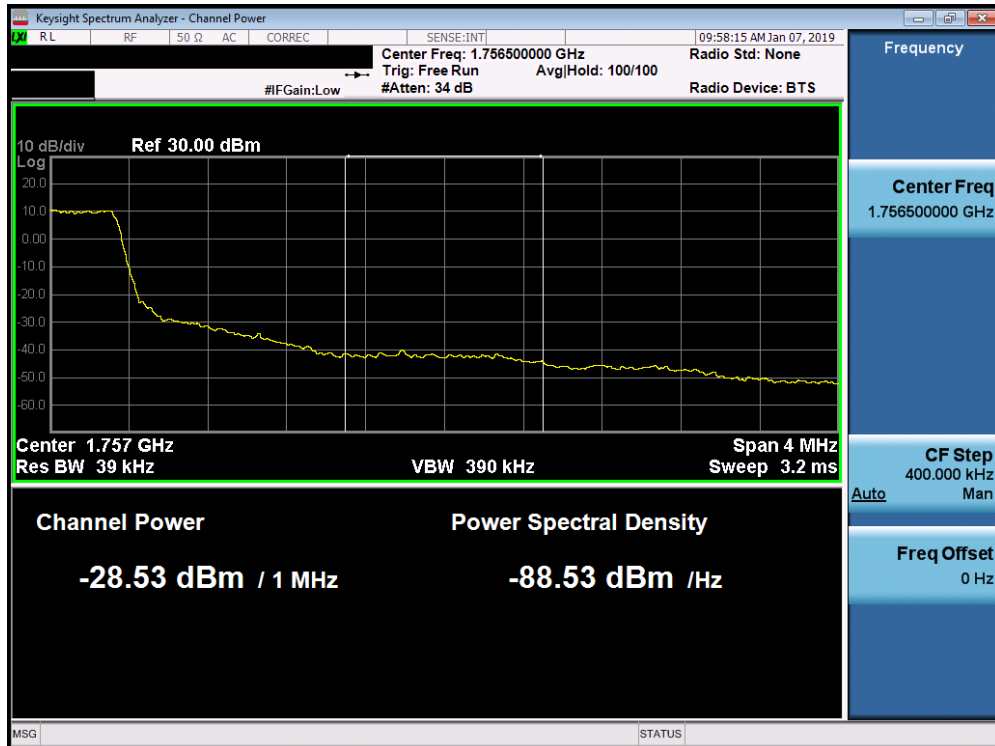


Plot 7-255. Lower Extended Band Edge Plot (Band 4 - 1.4MHz QPSK - Full RB Configuration)

FCC ID: BCGA2153	<b>PCTEST</b> ENGINEERING LABORATORY, INC.		MEASUREMENT REPORT (CERTIFICATION)	Approved by: Quality Manager
Test Report S/N: 1C1811080028-03-R1.BCG	Test Dates: 11/09/2018-02/06/2019	EUT Type: Tablet Device	Page 156 of 363	

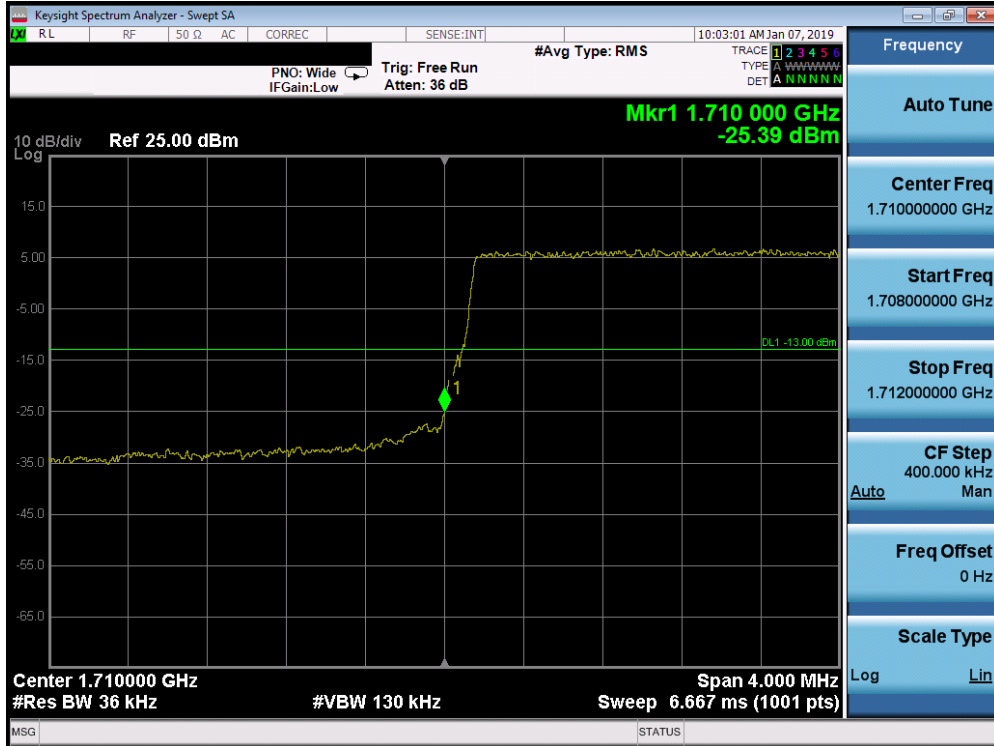


Plot 7-256. Upper Band Edge Plot (Band 4 - 1.4MHz QPSK - Full RB Configuration)

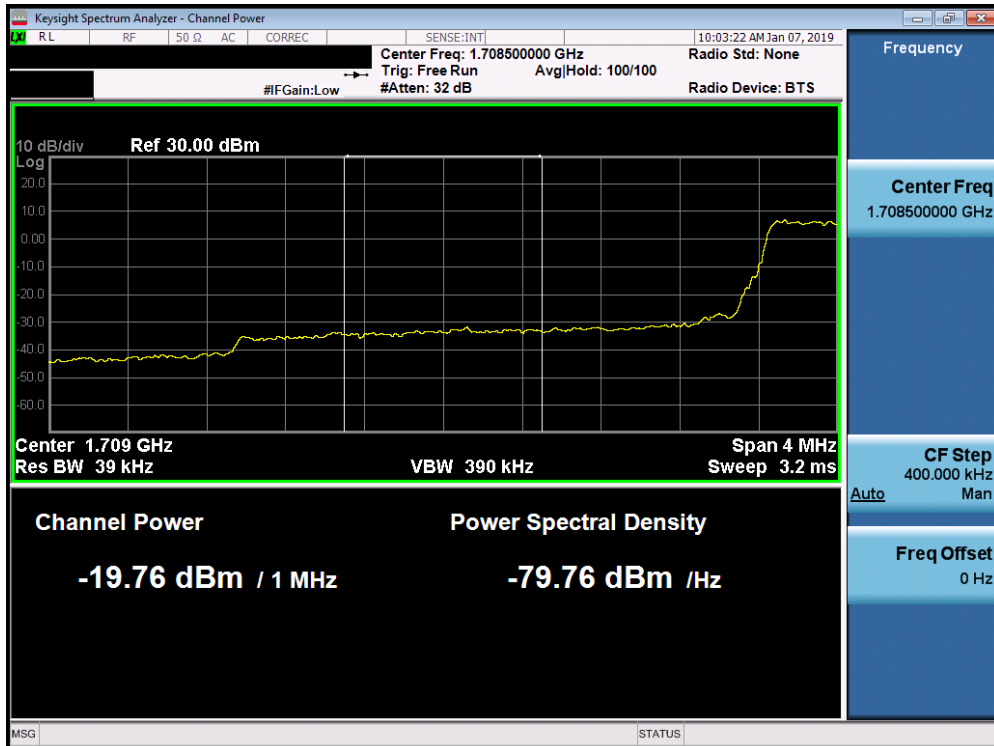


Plot 7-257. Upper Extended Band Edge Plot (Band 4 - 1.4MHz QPSK - Full RB Configuration)

FCC ID: BCGA2153	 <b>MEASUREMENT REPORT (CERTIFICATION)</b>		Approved by: Quality Manager
Test Report S/N: 1C1811080028-03-R1.BCG	Test Dates: 11/09/2018-02/06/2019	EUT Type: Tablet Device	Page 157 of 363

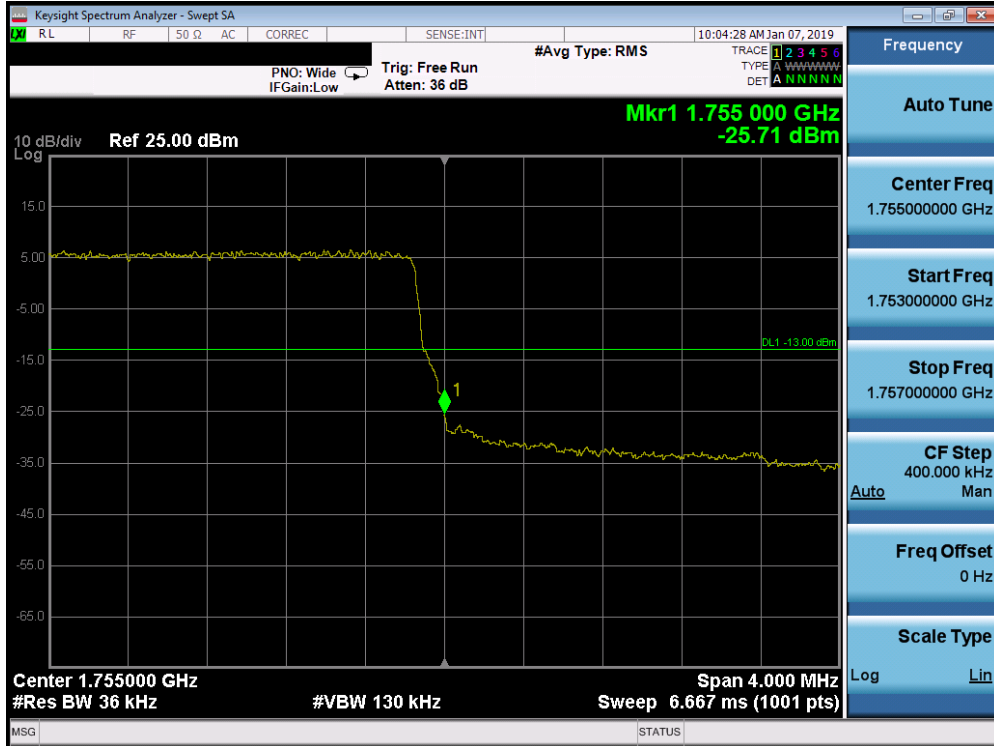


Plot 7-258. Lower Band Edge Plot (Band 4 - 3.0MHz QPSK - Full RB Configuration)

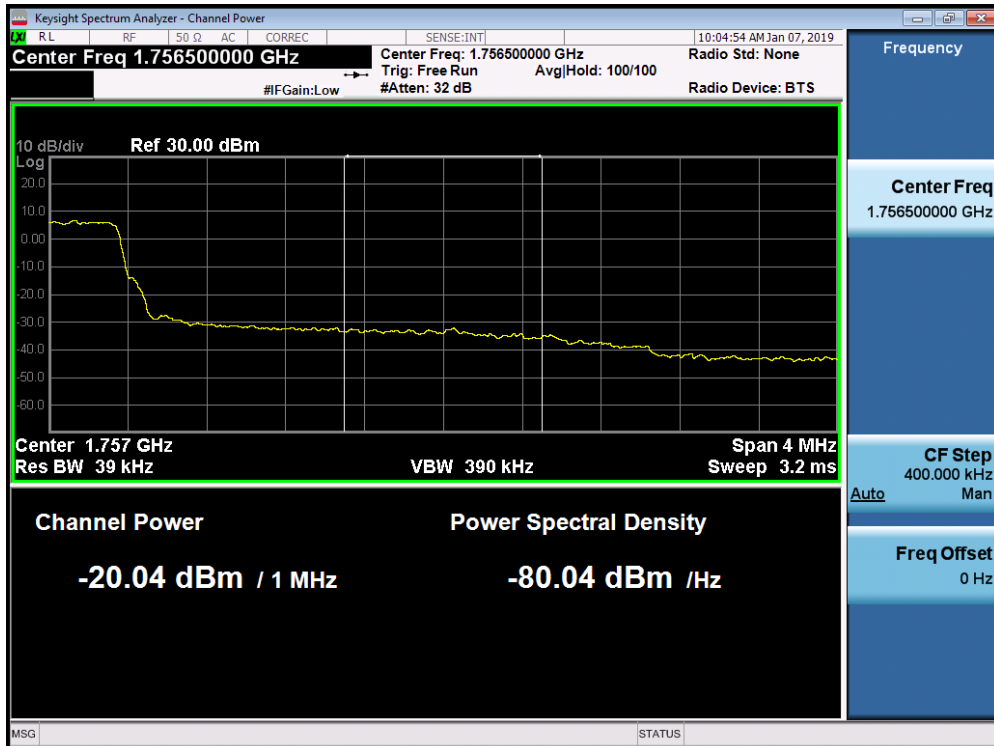


Plot 7-259. Lower Extended Band Edge Plot (Band 4 - 3.0MHz QPSK - Full RB Configuration)

FCC ID: BCGA2153	<b>PCTEST</b> ENGINEERING LABORATORY, INC.		<b>MEASUREMENT REPORT (CERTIFICATION)</b>	Approved by: Quality Manager
Test Report S/N: 1C1811080028-03-R1.BCG	Test Dates: 11/09/2018-02/06/2019	EUT Type: Tablet Device		Page 158 of 363

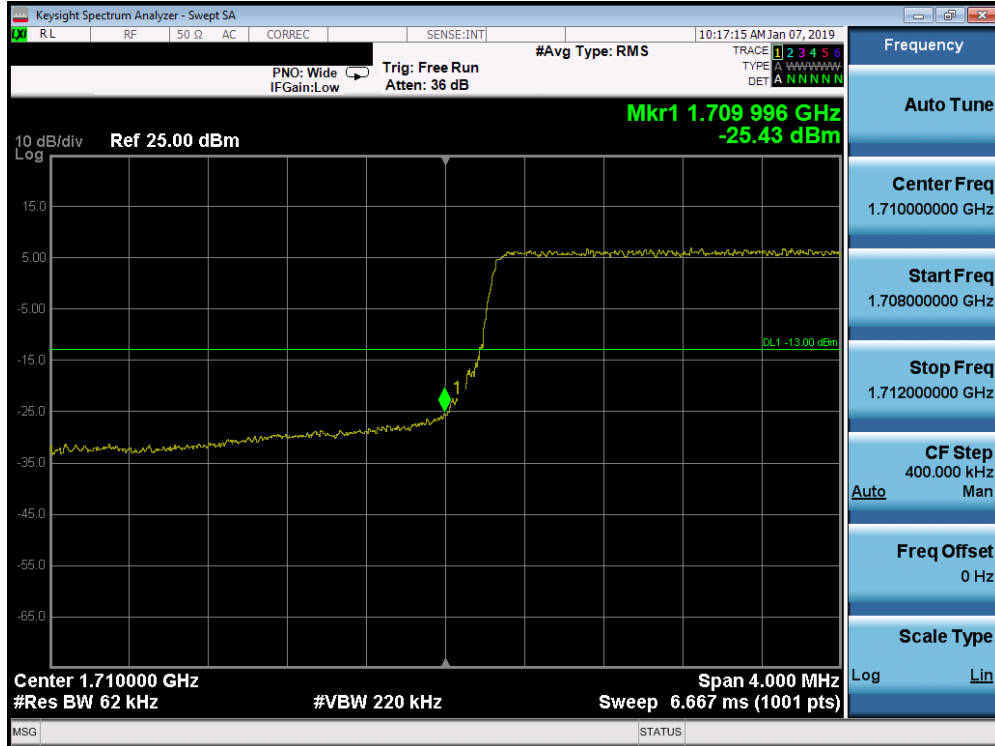


Plot 7-260. Upper Band Edge Plot (Band 4 - 3.0MHz QPSK - Full RB Configuration)

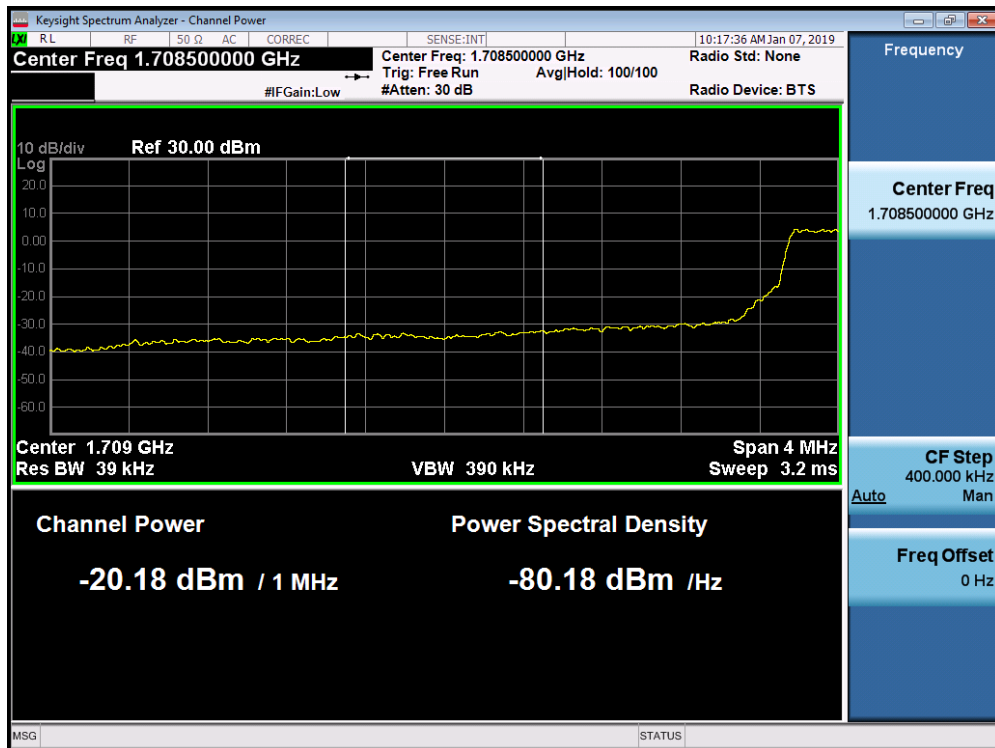


Plot 7-261. Upper Extended Band Edge Plot (Band 4 - 3.0MHz QPSK - Full RB Configuration)

FCC ID: BCGA2153	<b>PCTEST</b> ENGINEERING LABORATORY, INC.		<b>MEASUREMENT REPORT (CERTIFICATION)</b>	Approved by: Quality Manager
Test Report S/N: 1C1811080028-03-R1.BCG	Test Dates: 11/09/2018-02/06/2019	EUT Type: Tablet Device		Page 159 of 363



Plot 7-262. Lower Band Edge Plot (Band 4 - 5.0MHz QPSK - Full RB Configuration)

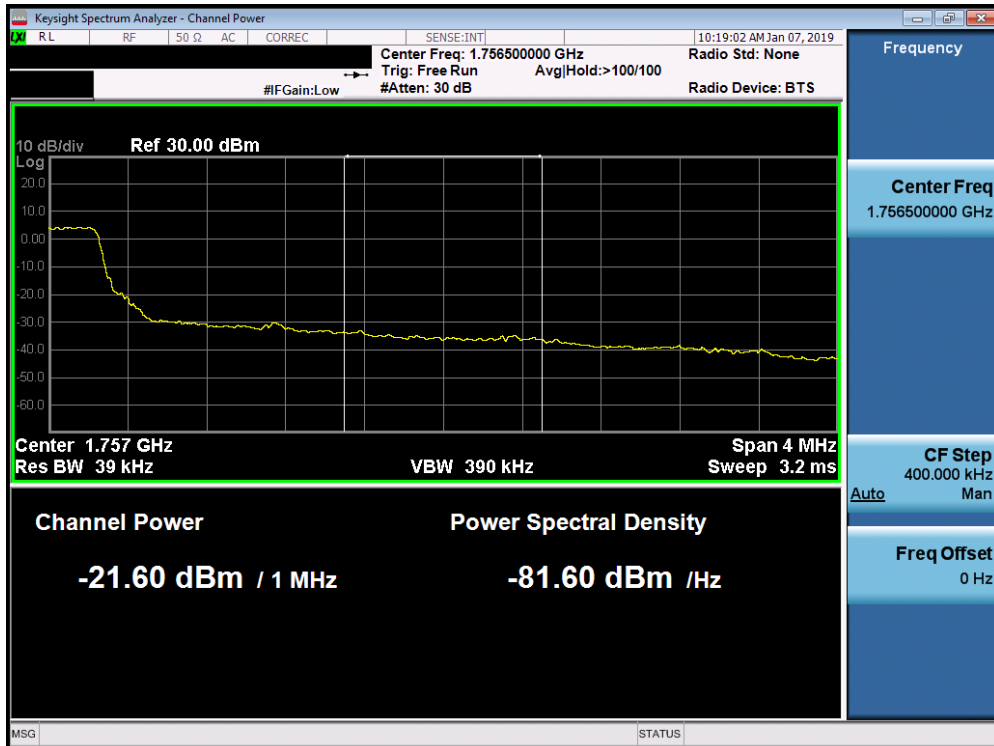


Plot 7-263. Lower Extended Band Edge Plot (Band 4 - 5.0MHz QPSK - Full RB Configuration)

FCC ID: BCGA2153	<b>PCTEST</b> ENGINEERING LABORATORY, INC.		<b>MEASUREMENT REPORT (CERTIFICATION)</b>	Approved by: Quality Manager
Test Report S/N: 1C1811080028-03-R1.BCG	Test Dates: 11/09/2018-02/06/2019	EUT Type: Tablet Device		Page 160 of 363

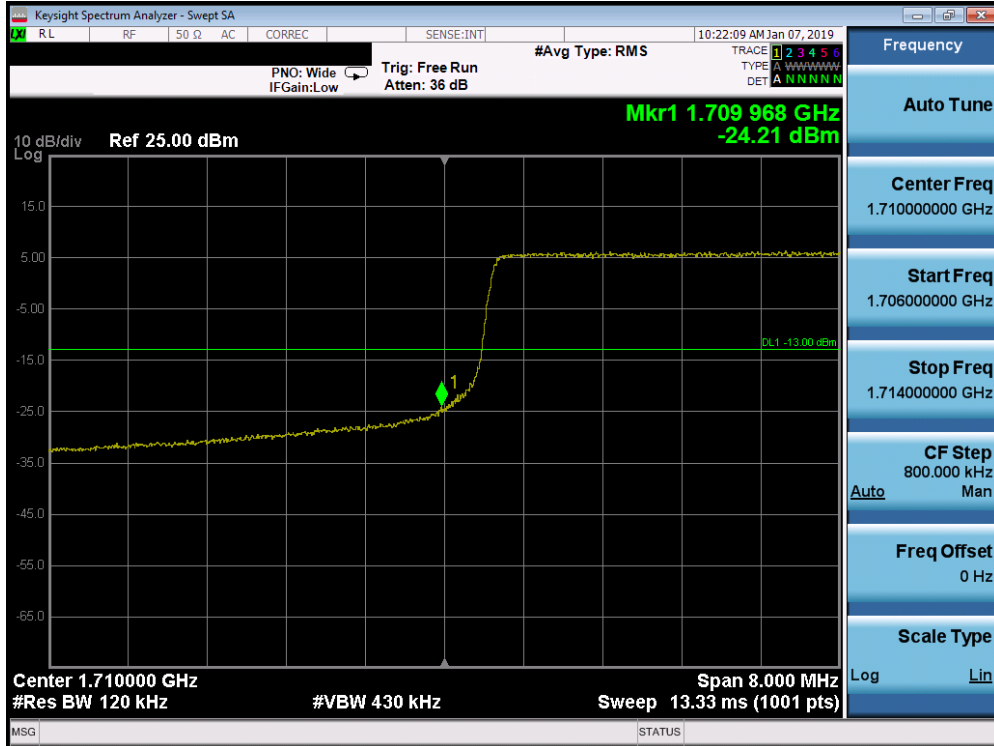


Plot 7-264. Upper Band Edge Plot (Band 4 - 5.0MHz QPSK - Full RB Configuration)

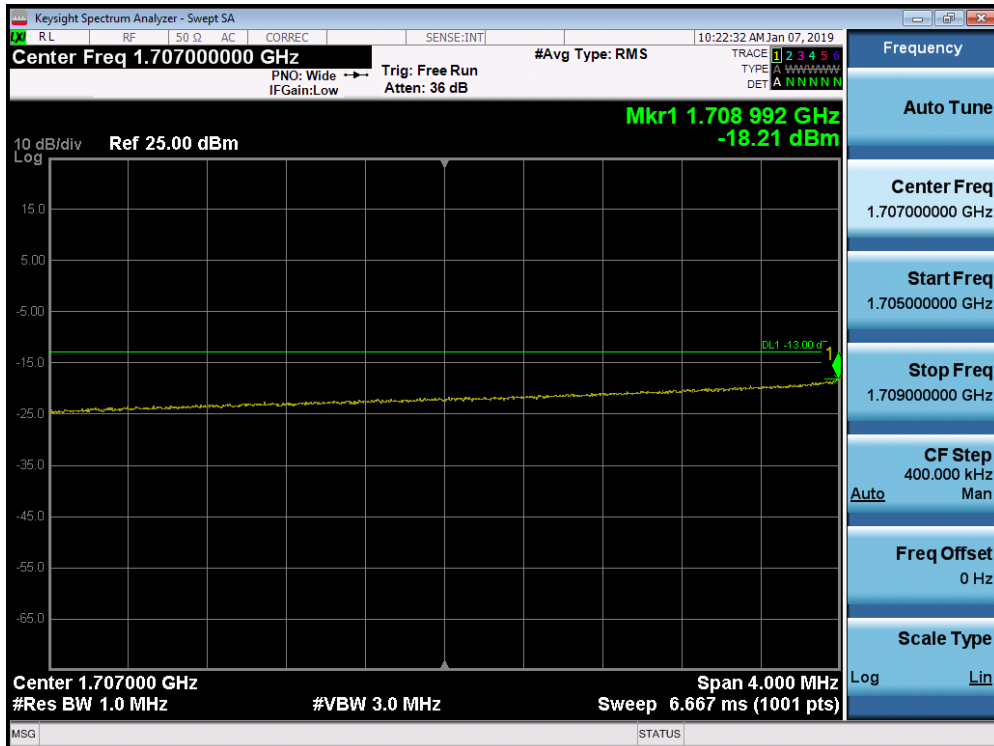


Plot 7-265. Upper Extended Band Edge Plot (Band 4 - 5.0MHz QPSK - Full RB Configuration)

FCC ID: BCGA2153	<b>PCTEST</b> ENGINEERING LABORATORY, INC.		<b>MEASUREMENT REPORT (CERTIFICATION)</b>	Approved by: Quality Manager
Test Report S/N: 1C1811080028-03-R1.BCG	Test Dates: 11/09/2018-02/06/2019	EUT Type: Tablet Device		Page 161 of 363



Plot 7-266. Lower Band Edge Plot (Band 4 - 10.0MHz QPSK - Full RB Configuration)



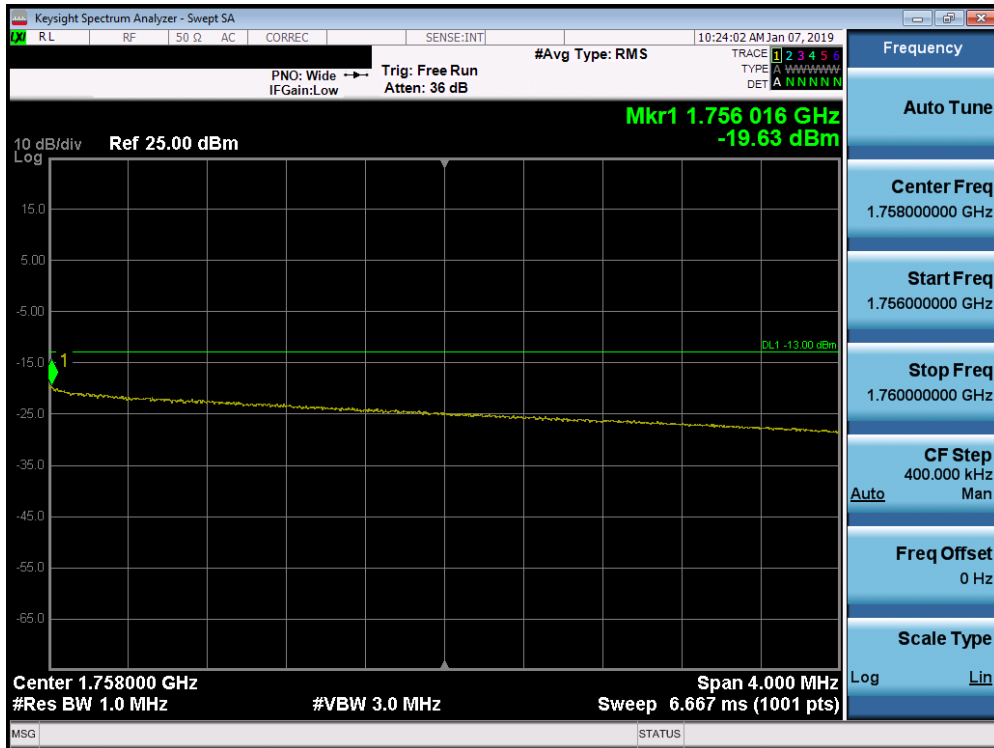
Plot 7-267. Lower Extended Band Edge Plot (Band 4 - 10.0MHz QPSK - Full RB Configuration)

FCC ID: BCGA2153		MEASUREMENT REPORT (CERTIFICATION)	Approved by: Quality Manager
Test Report S/N: 1C1811080028-03-R1.BCG	Test Dates: 11/09/2018-02/06/2019	EUT Type: Tablet Device	Page 162 of 363



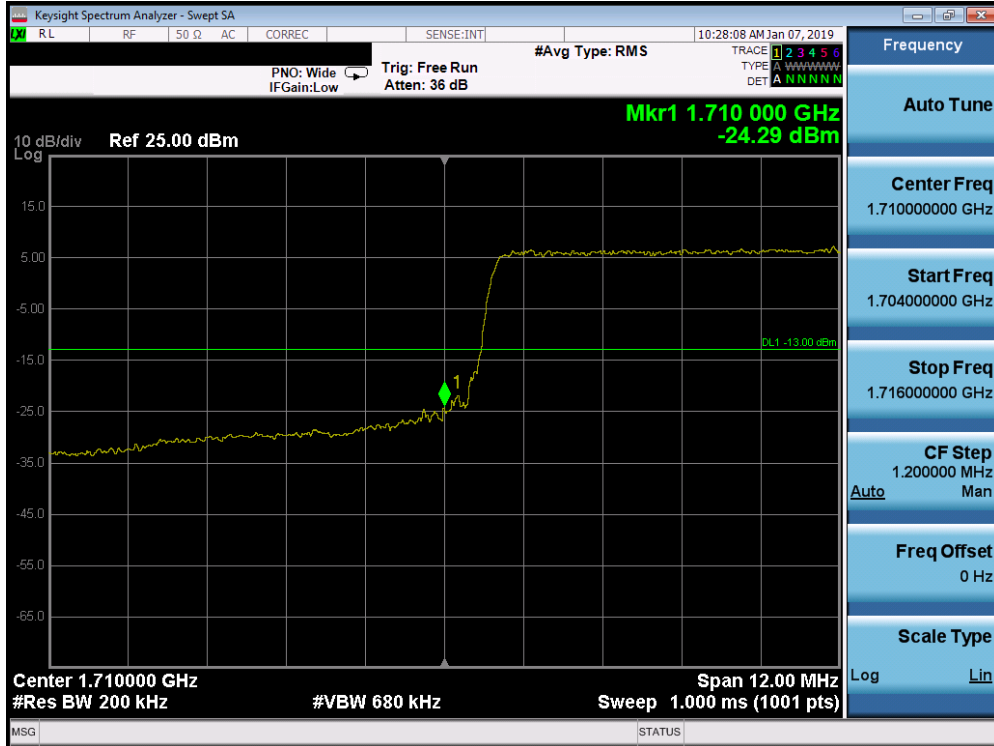


Plot 7-268. Upper Band Edge Plot (Band 4 - 10.0MHz QPSK - Full RB Configuration)

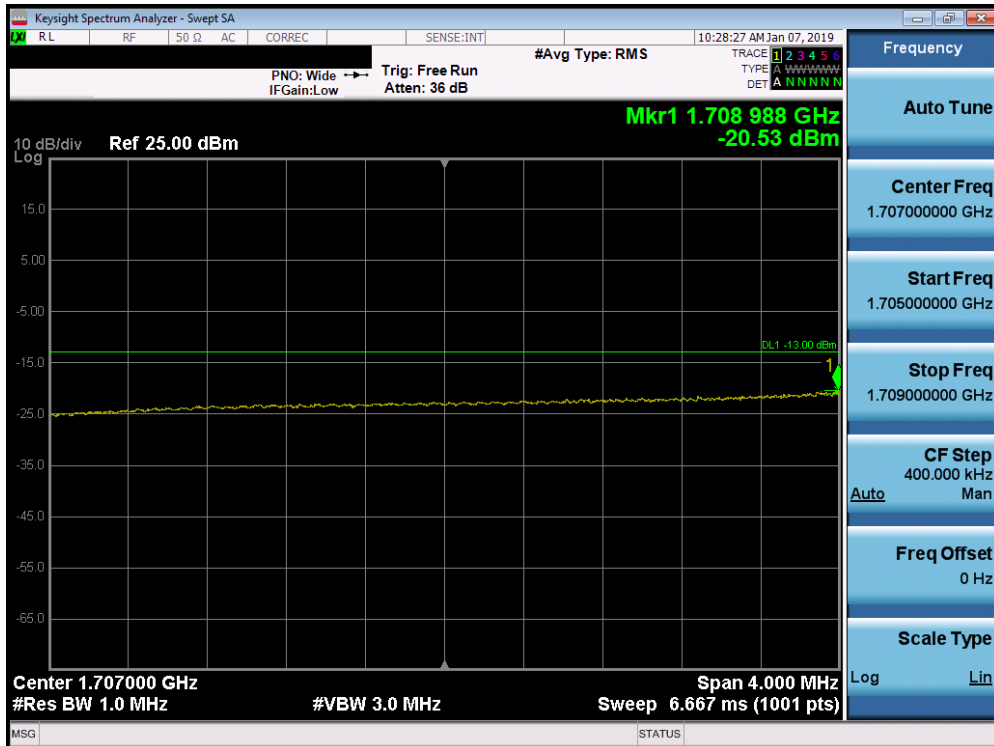


Plot 7-269. Upper Extended Band Edge Plot (Band 4 - 10.0MHz QPSK - Full RB Configuration)

FCC ID: BCGA2153		MEASUREMENT REPORT (CERTIFICATION)	Approved by: Quality Manager
Test Report S/N: 1C1811080028-03-R1.BCG	Test Dates: 11/09/2018-02/06/2019	EUT Type: Tablet Device	Page 163 of 363



Plot 7-270. Lower Band Edge Plot (Band 4 - 15.0MHz QPSK - Full RB Configuration)

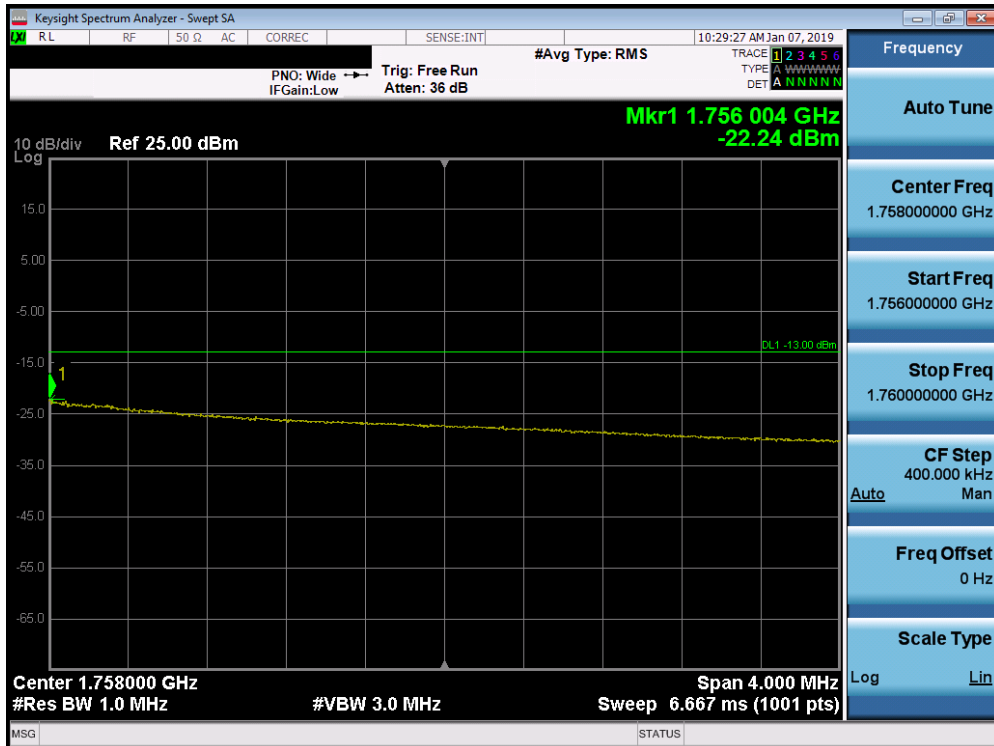


Plot 7-271. Lower Extended Band Edge Plot (Band 4 - 15.0MHz QPSK - Full RB Configuration)

FCC ID: BCGA2153	<b>PCTEST</b> ENGINEERING LABORATORY, INC.		<b>MEASUREMENT REPORT (CERTIFICATION)</b>	Approved by: Quality Manager
Test Report S/N: 1C1811080028-03-R1.BCG	Test Dates: 11/09/2018-02/06/2019	EUT Type: Tablet Device		Page 164 of 363

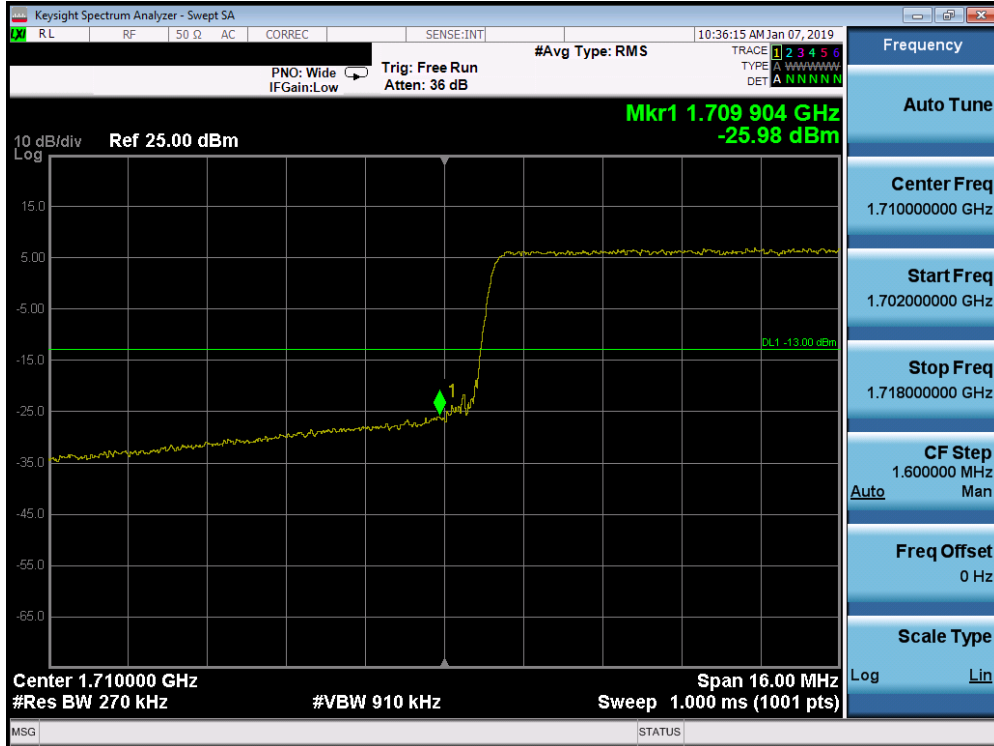


Plot 7-272. Upper Band Edge Plot (Band 4 - 15.0MHz QPSK - Full RB Configuration)

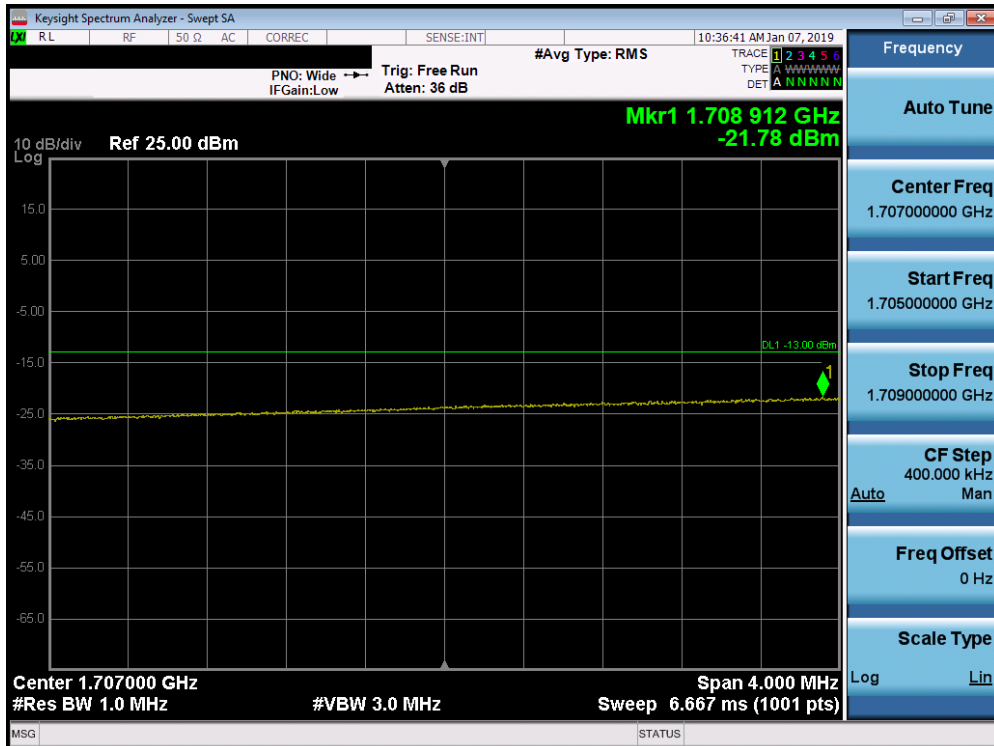


Plot 7-273. Upper Extended Band Edge Plot (Band 4 - 15.0MHz QPSK - Full RB Configuration)

FCC ID: BCGA2153	<b>PCTEST</b> ENGINEERING LABORATORY, INC.		<b>MEASUREMENT REPORT (CERTIFICATION)</b>	Approved by: Quality Manager
Test Report S/N: 1C1811080028-03-R1.BCG	Test Dates: 11/09/2018-02/06/2019	EUT Type: Tablet Device		Page 165 of 363

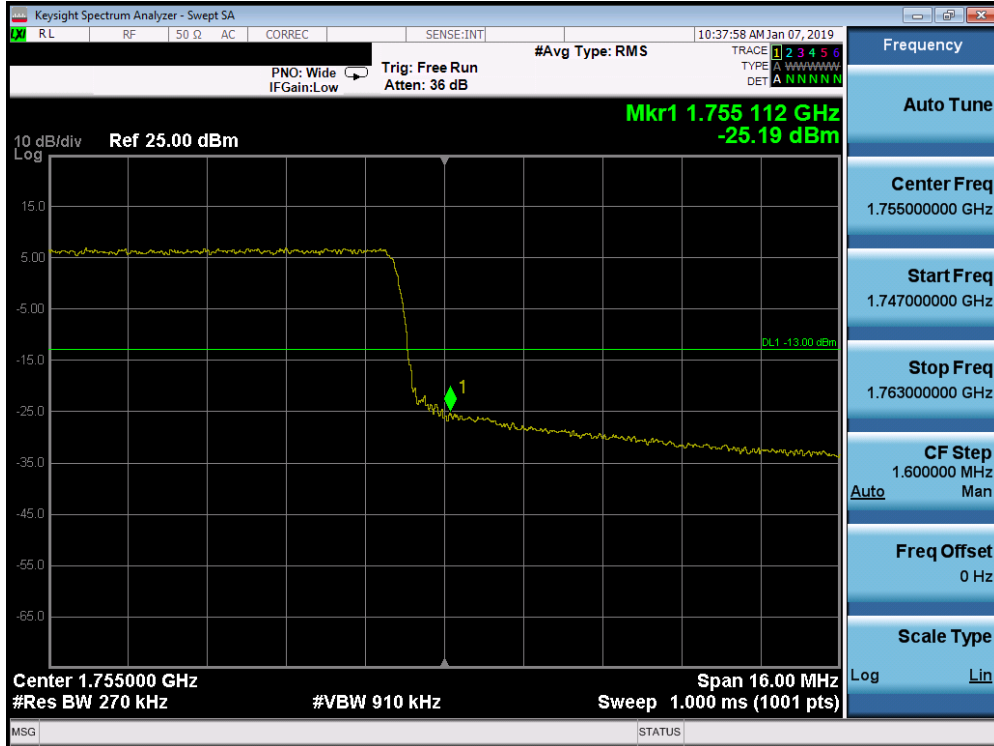


Plot 7-274. Lower Band Edge Plot (Band 4 - 20.0MHz QPSK - Full RB Configuration)

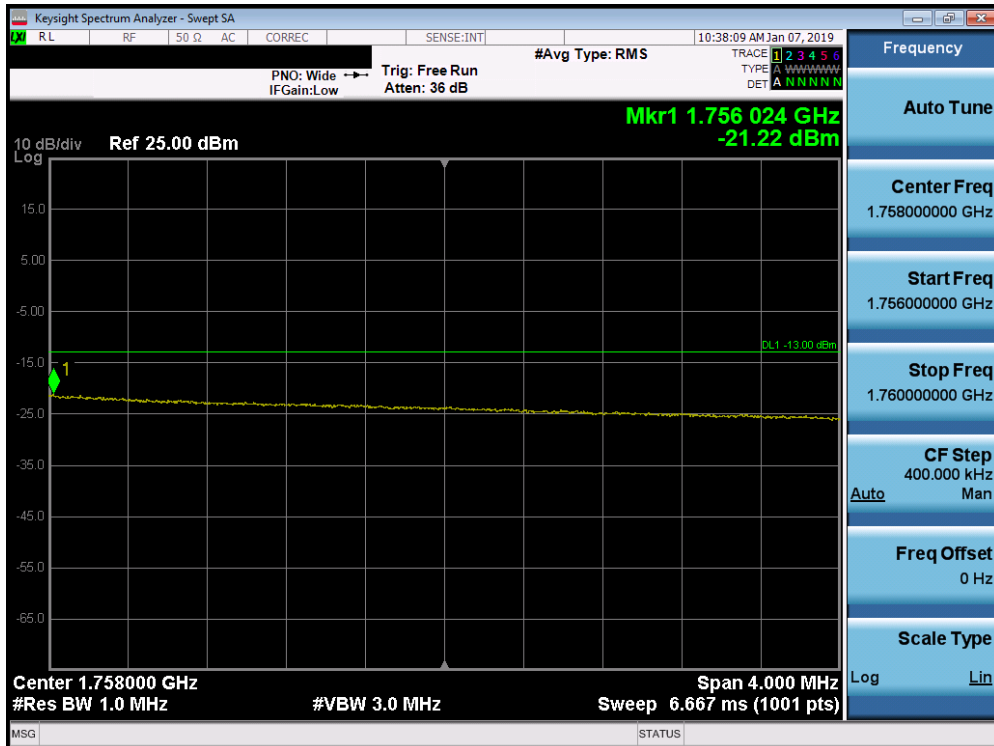


Plot 7-275. Lower Extended Band Edge Plot (Band 4 - 20.0MHz QPSK - Full RB Configuration)

FCC ID: BCGA2153			MEASUREMENT REPORT (CERTIFICATION)	Approved by: Quality Manager
Test Report S/N: 1C1811080028-03-R1.BCG	Test Dates: 11/09/2018-02/06/2019	EUT Type: Tablet Device		Page 166 of 363



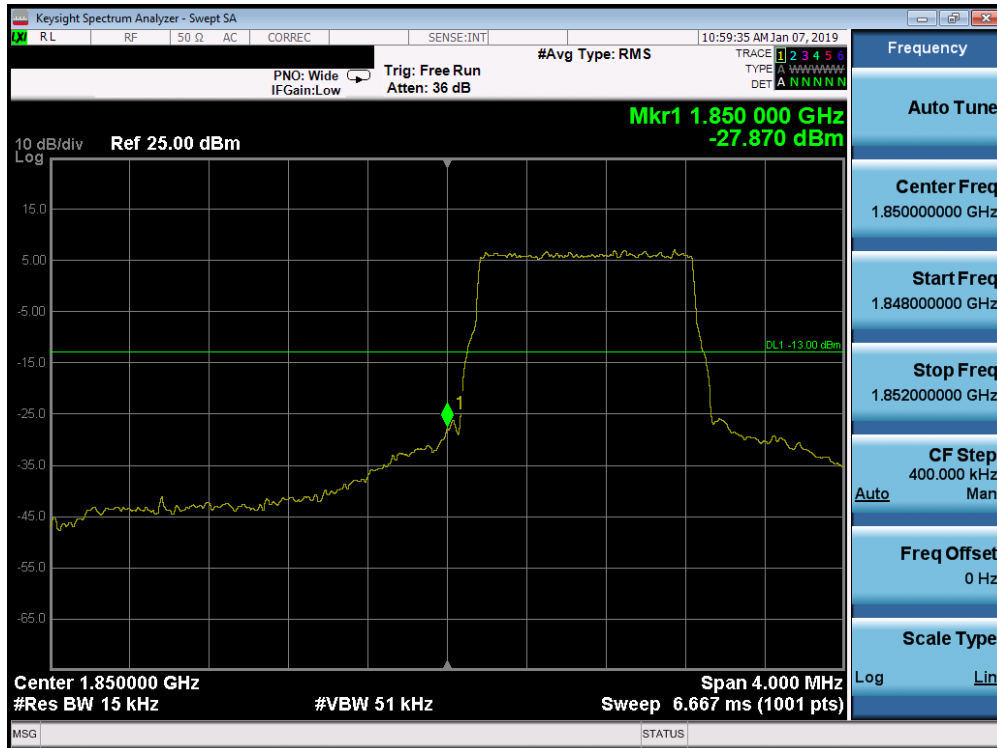
Plot 7-276. Upper Band Edge Plot (Band 4 - 20.0MHz QPSK - Full RB Configuration)



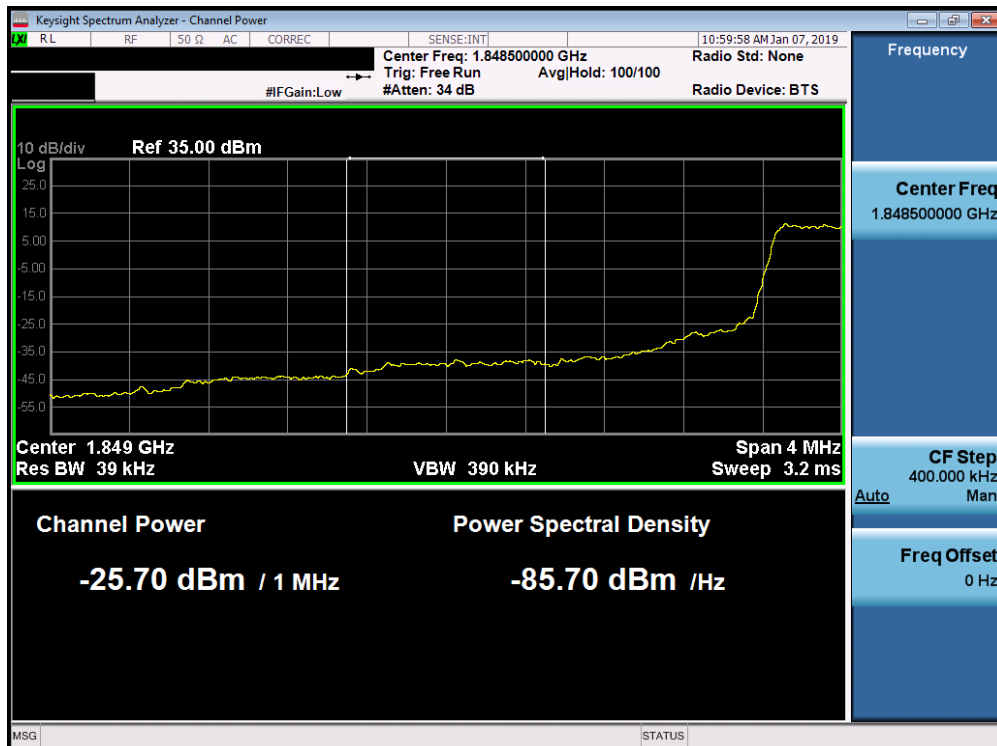
Plot 7-277. Upper Extended Band Edge Plot (Band 4 - 20.0MHz QPSK - Full RB Configuration)

FCC ID: BCGA2153	<b>PCTEST</b> ENGINEERING LABORATORY, INC.		<b>MEASUREMENT REPORT (CERTIFICATION)</b>	Approved by: Quality Manager
Test Report S/N: 1C1811080028-03-R1.BCG	Test Dates: 11/09/2018-02/06/2019	EUT Type: Tablet Device		Page 167 of 363

**Band 25**



Plot 7-278. Lower Band Edge Plot (Band 25 - 1.4MHz QPSK - Full RB Configuration)

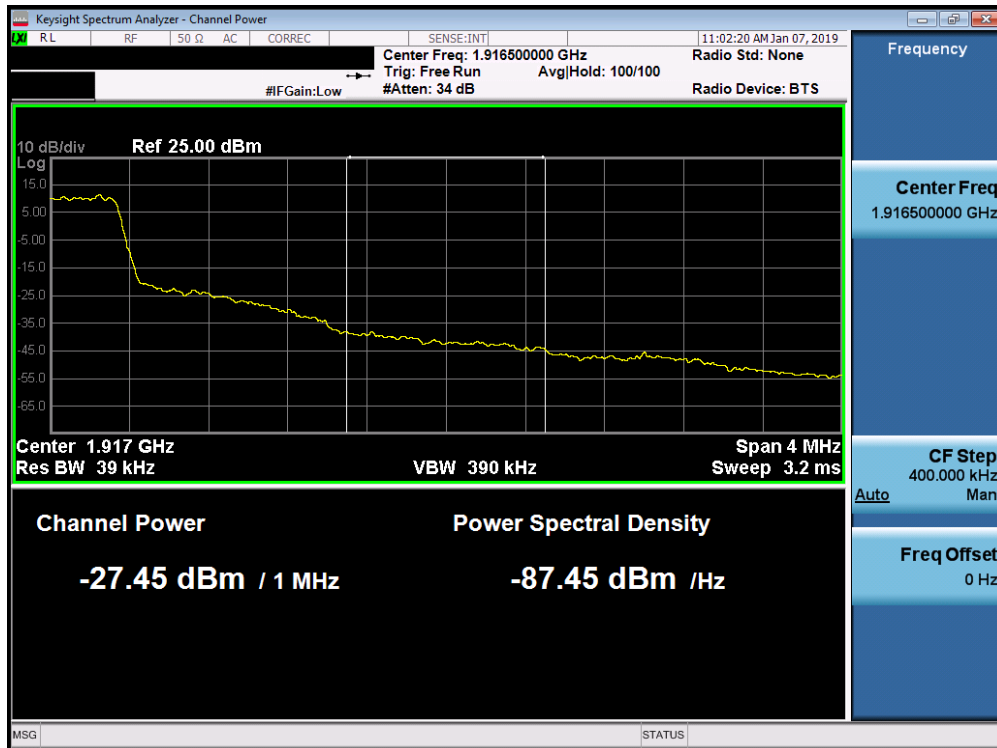


Plot 7-279. Lower Extended Band Edge Plot (Band 25 - 1.4MHz QPSK - Full RB Configuration)

FCC ID: BCGA2153		MEASUREMENT REPORT (CERTIFICATION)	Approved by: Quality Manager
Test Report S/N: 1C1811080028-03-R1.BCG	Test Dates: 11/09/2018-02/06/2019	EUT Type: Tablet Device	Page 168 of 363



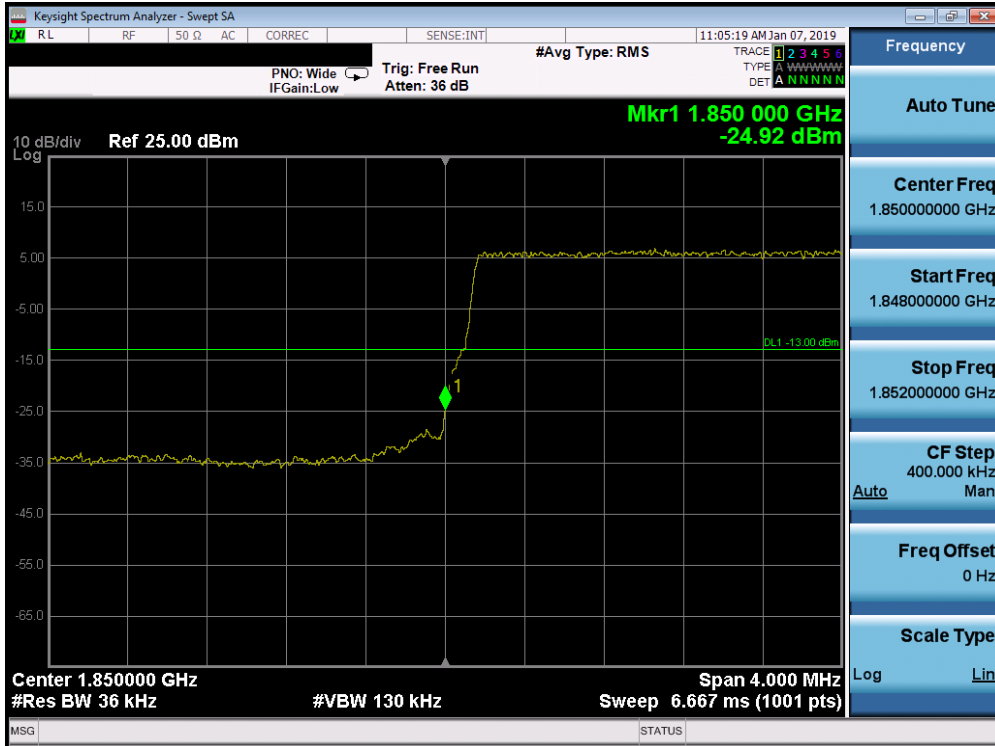
Plot 7-280. Upper Band Edge Plot (Band 25 - 1.4MHz QPSK - Full RB Configuration)



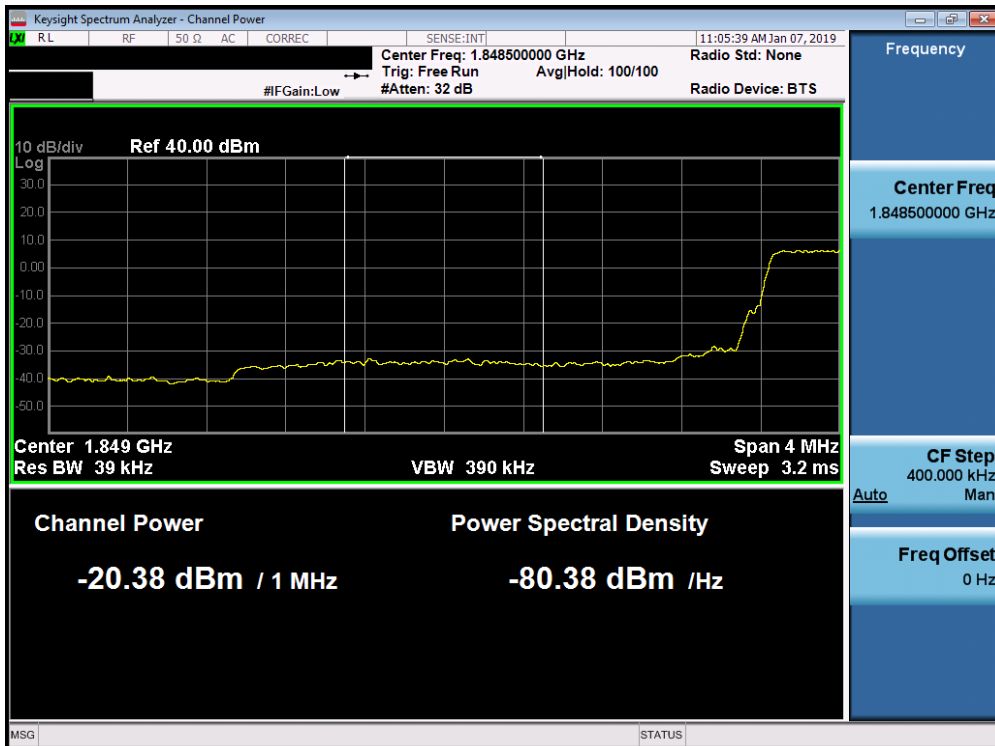
Plot 7-281. Upper Extended Band Edge Plot (Band 25 - 1.4MHz QPSK - Full RB Configuration)

FCC ID: BCGA2153	<b>PCTEST</b> ENGINEERING LABORATORY, INC.		<b>MEASUREMENT REPORT (CERTIFICATION)</b>	Approved by: Quality Manager
Test Report S/N: 1C1811080028-03-R1.BCG	Test Dates: 11/09/2018-02/06/2019	EUT Type: Tablet Device		Page 169 of 363



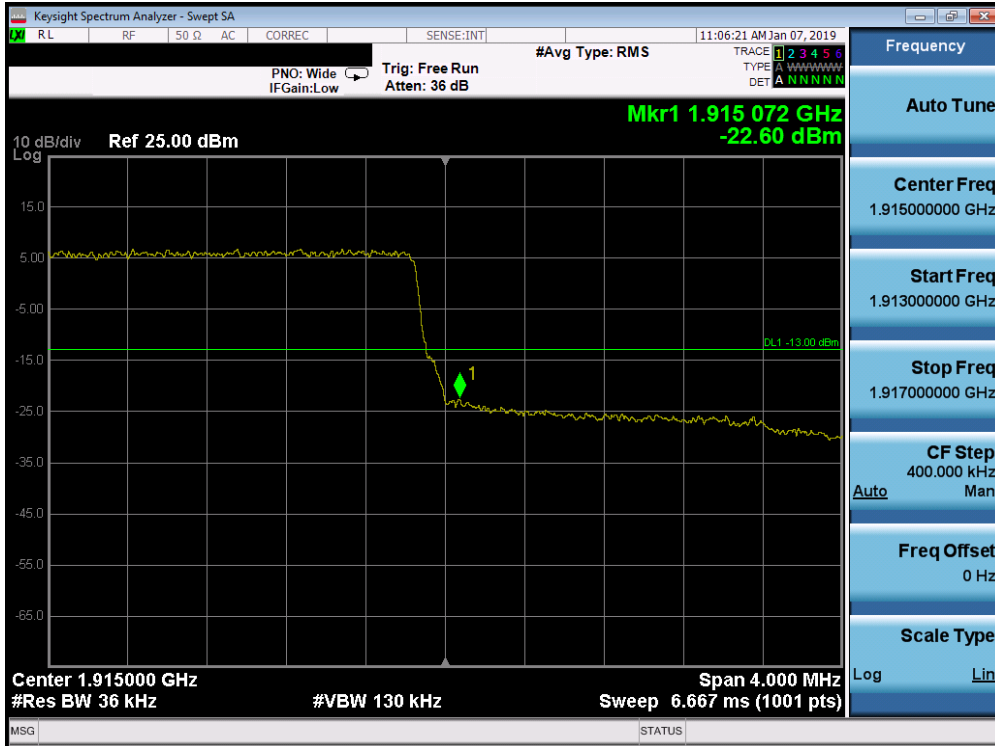


Plot 7-282. Lower Band Edge Plot (Band 25 - 3.0MHz QPSK - Full RB Configuration)

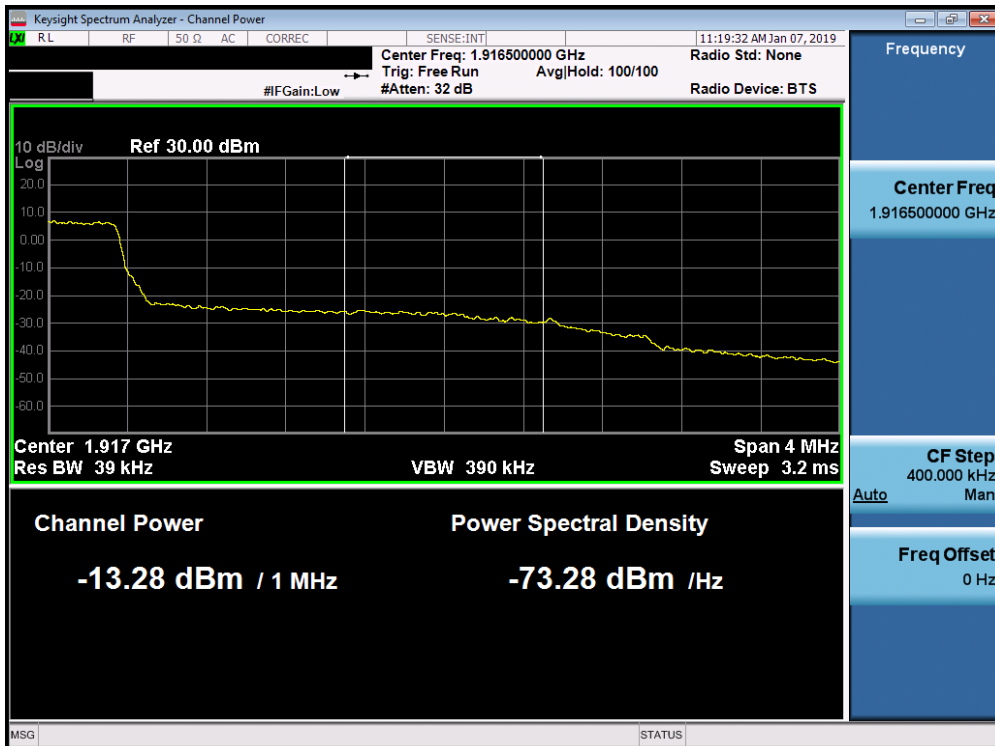


Plot 7-283. Lower Extended Band Edge Plot (Band 25 - 3.0MHz QPSK - Full RB Configuration)

FCC ID: BCGA2153	<b>PCTEST</b> ENGINEERING LABORATORY, INC.		<b>MEASUREMENT REPORT (CERTIFICATION)</b>	Approved by: Quality Manager
Test Report S/N: 1C1811080028-03-R1.BCG	Test Dates: 11/09/2018-02/06/2019	EUT Type: Tablet Device		Page 170 of 363

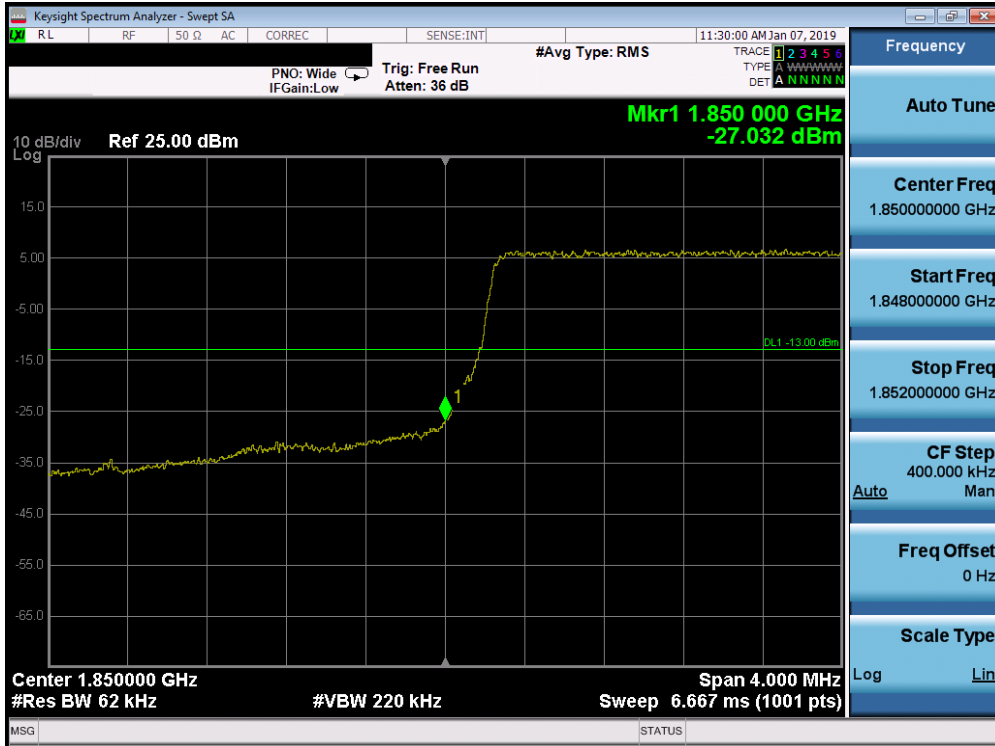


Plot 7-284. Upper Band Edge Plot (Band 25 - 3.0MHz QPSK - Full RB Configuration)

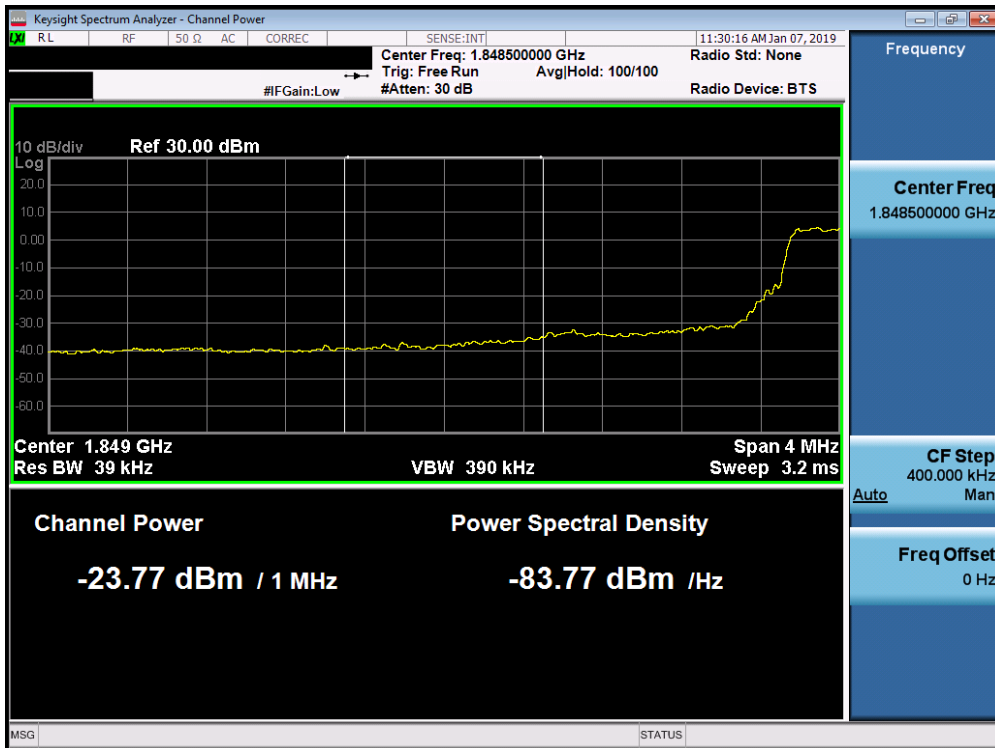


Plot 7-285. Upper Extended Band Edge Plot (Band 25 - 3.0MHz QPSK - Full RB Configuration)

FCC ID: BCGA2153	<b>PCTEST</b> ENGINEERING LABORATORY, INC.		<b>MEASUREMENT REPORT (CERTIFICATION)</b>	Approved by: Quality Manager
Test Report S/N: 1C1811080028-03-R1.BCG	Test Dates: 11/09/2018-02/06/2019	EUT Type: Tablet Device		Page 171 of 363



Plot 7-286. Lower Band Edge Plot (Band 25 - 5.0MHz QPSK - Full RB Configuration)

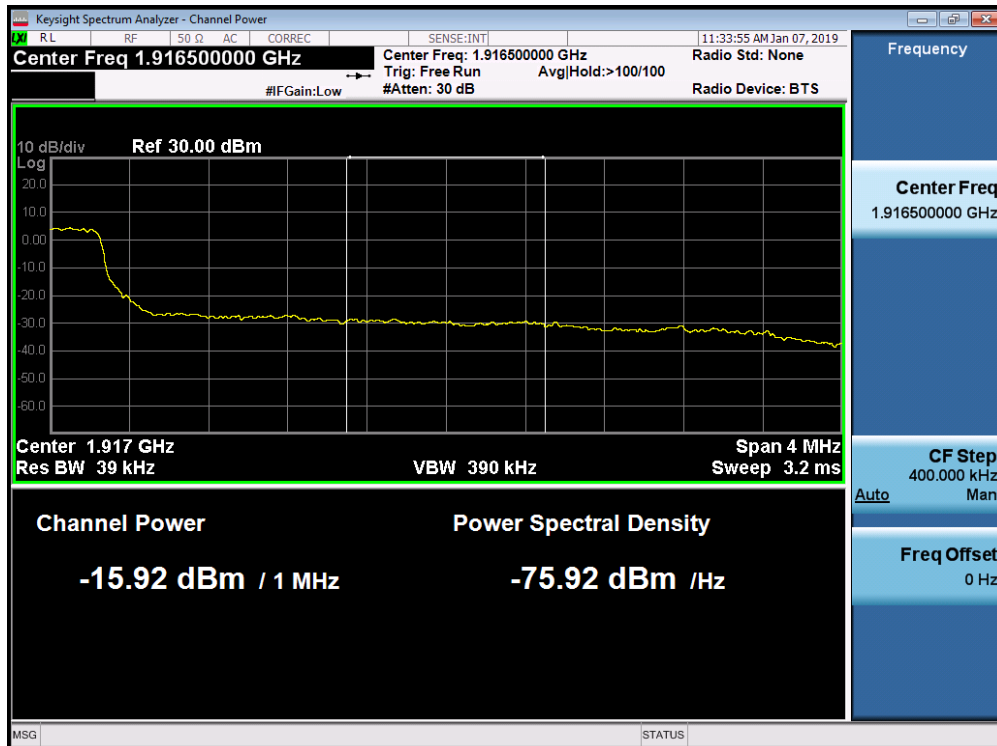


Plot 7-287. Lower Extended Band Edge Plot (Band 25 - 5.0MHz QPSK - Full RB Configuration)

FCC ID: BCGA2153		<b>MEASUREMENT REPORT (CERTIFICATION)</b>	Approved by: Quality Manager
Test Report S/N: 1C1811080028-03-R1.BCG	Test Dates: 11/09/2018-02/06/2019	EUT Type: Tablet Device	Page 172 of 363

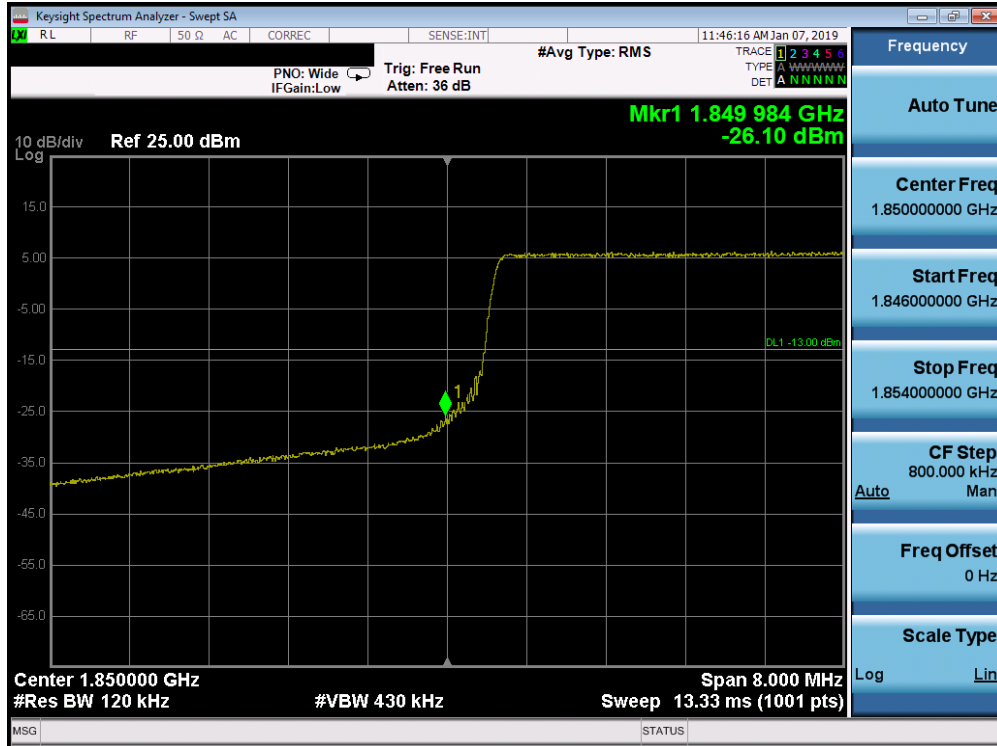


Plot 7-288. Upper Band Edge Plot (Band 25 - 5.0MHz QPSK - Full RB Configuration)



Plot 7-289. Upper Extended Band Edge Plot (Band 25 - 5.0MHz QPSK - Full RB Configuration)

FCC ID: BCGA2153	<b>PCTEST</b> ENGINEERING LABORATORY, INC.		<b>MEASUREMENT REPORT (CERTIFICATION)</b>	Approved by: Quality Manager
Test Report S/N: 1C1811080028-03-R1.BCG	Test Dates: 11/09/2018-02/06/2019	EUT Type: Tablet Device		Page 173 of 363



Plot 7-290. Lower Band Edge Plot (Band 25 - 10.0MHz QPSK - Full RB Configuration)

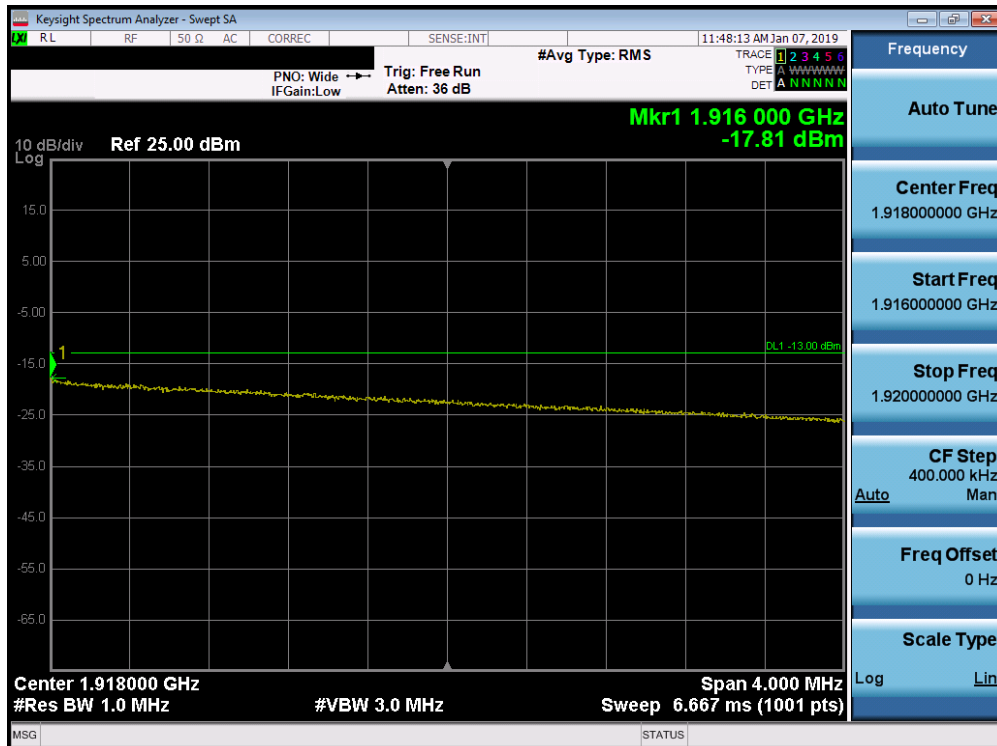


Plot 7-291. Lower Extended Band Edge Plot (Band 25 - 10.0MHz QPSK - Full RB Configuration)

FCC ID: BCGA2153	<b>PCTEST</b> ENGINEERING LABORATORY, INC.		<b>MEASUREMENT REPORT (CERTIFICATION)</b>	Approved by: Quality Manager
Test Report S/N: 1C1811080028-03-R1.BCG	Test Dates: 11/09/2018-02/06/2019	EUT Type: Tablet Device		Page 174 of 363

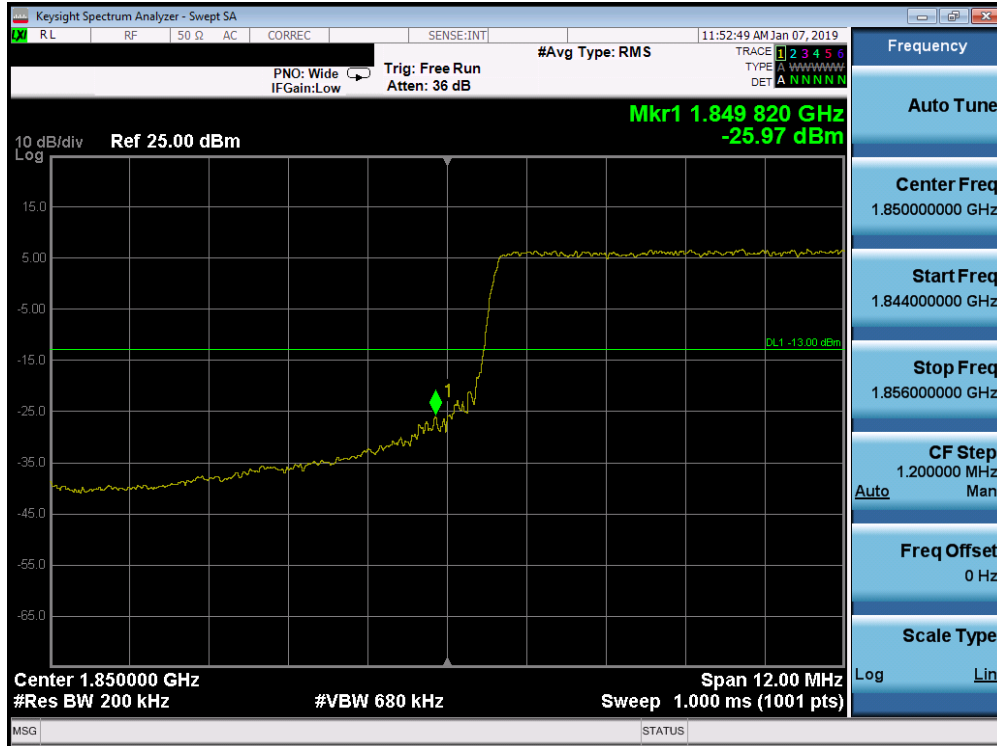


Plot 7-292. Upper Band Edge Plot (Band 25 - 10.0MHz QPSK - Full RB Configuration)

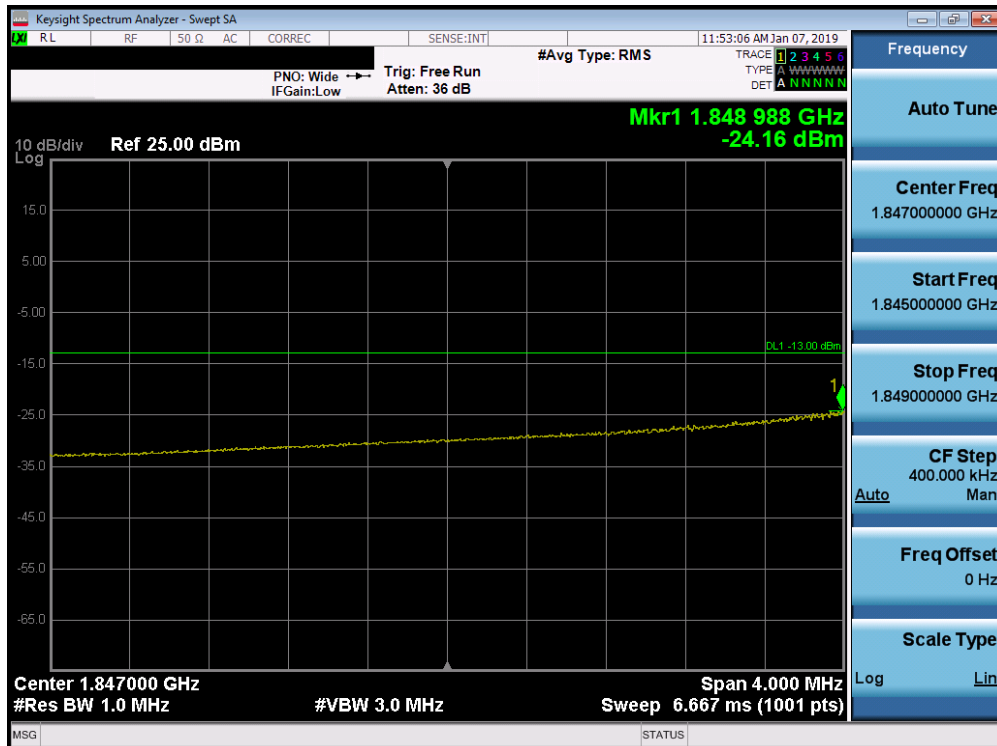


Plot 7-293. Upper Extended Band Edge Plot (Band 25 - 10.0MHz QPSK - Full RB Configuration)

FCC ID: BCGA2153	<b>PCTEST</b> ENGINEERING LABORATORY, INC.		<b>MEASUREMENT REPORT (CERTIFICATION)</b>	Approved by: Quality Manager
Test Report S/N: 1C1811080028-03-R1.BCG	Test Dates: 11/09/2018-02/06/2019	EUT Type: Tablet Device		Page 175 of 363



Plot 7-294. Lower Band Edge Plot (Band 25 - 15.0MHz QPSK - Full RB Configuration)



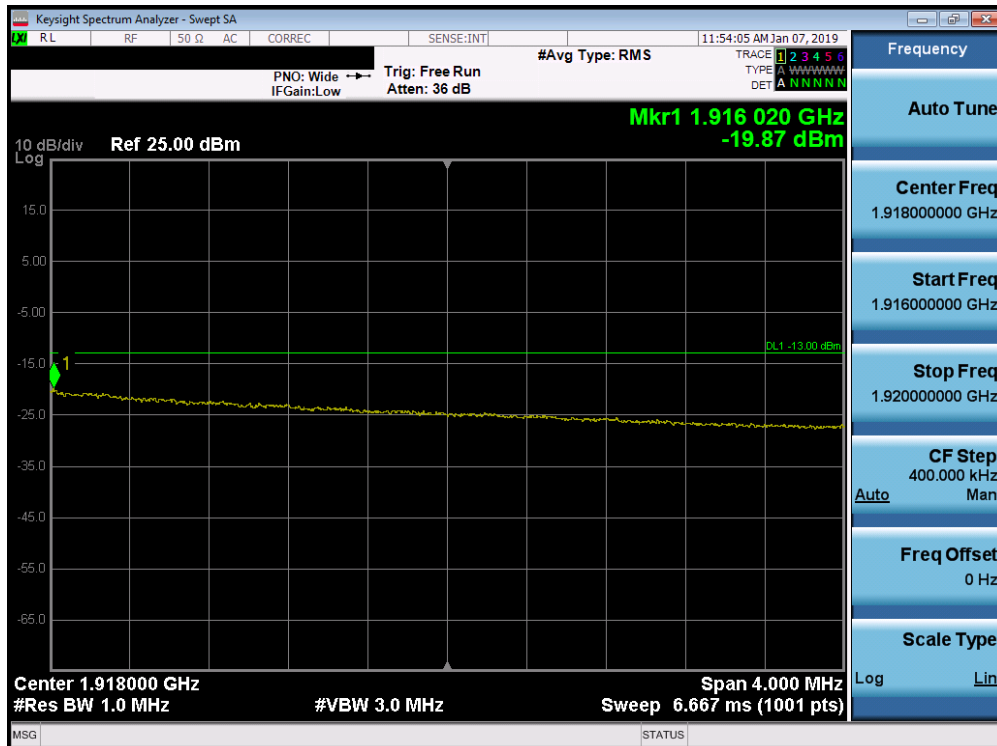
Plot 7-295. Lower Extended Band Edge Plot (Band 25 - 15.0MHz QPSK - Full RB Configuration)

FCC ID: BCGA2153	<b>PCTEST</b> ENGINEERING LABORATORY, INC.		<b>MEASUREMENT REPORT (CERTIFICATION)</b>	Approved by: Quality Manager
Test Report S/N: 1C1811080028-03-R1.BCG	Test Dates: 11/09/2018-02/06/2019	EUT Type: Tablet Device		Page 176 of 363



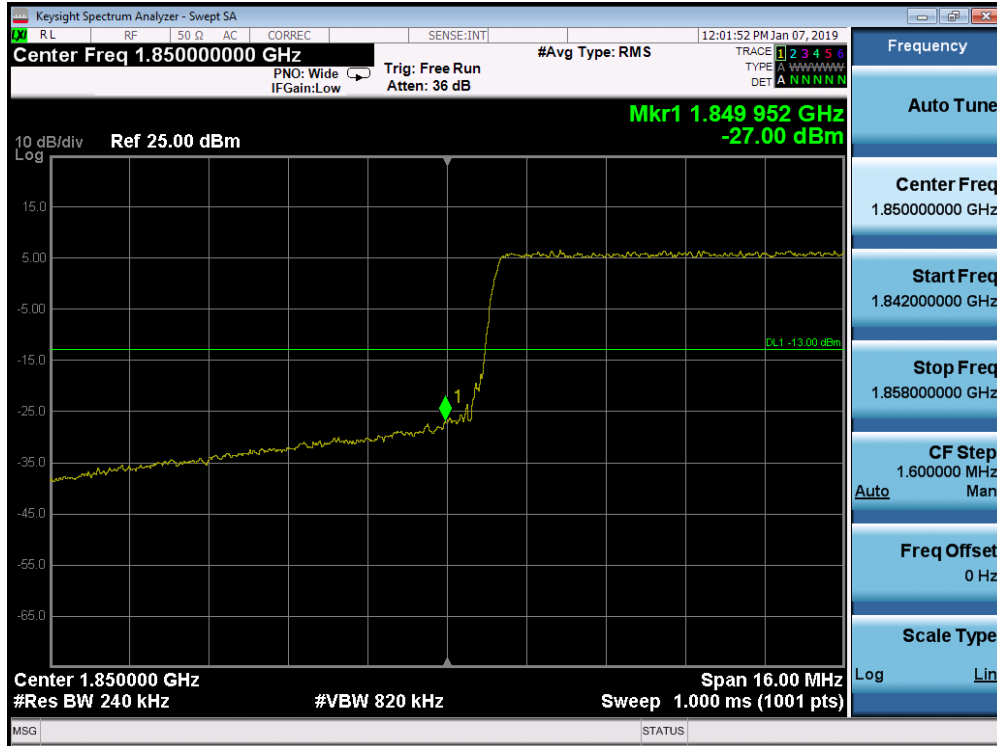


Plot 7-296. Upper Band Edge Plot (Band 25 - 15.0MHz QPSK - Full RB Configuration)

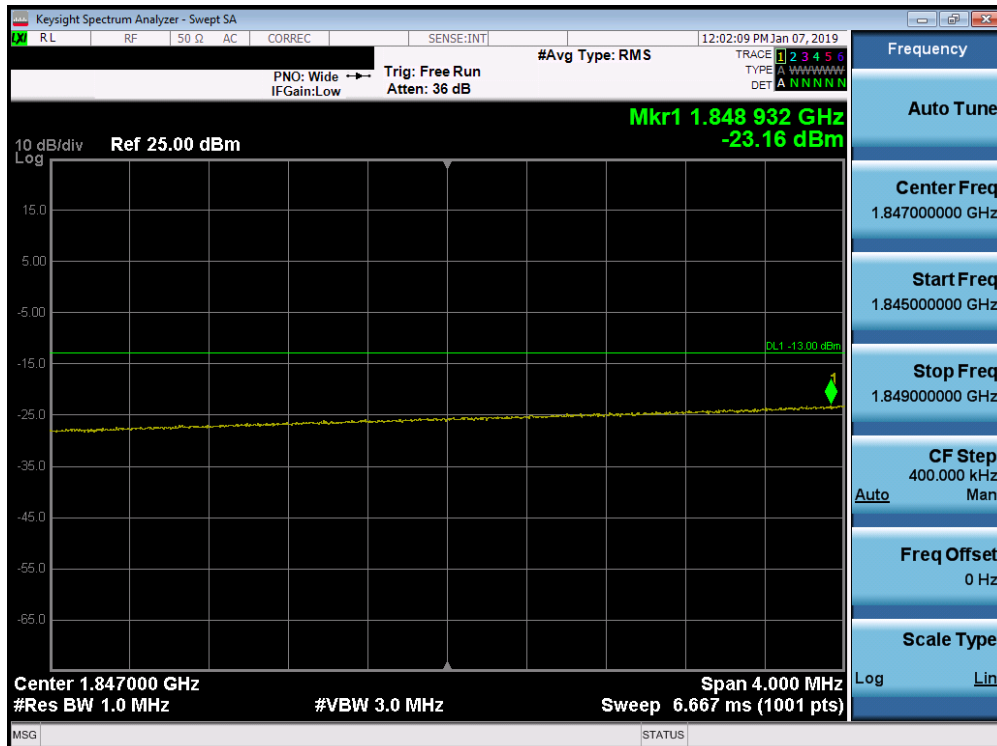


Plot 7-297. Upper Extended Band Edge Plot (Band 25 - 15.0MHz QPSK - Full RB Configuration)

FCC ID: BCGA2153	<b>PCTEST</b> ENGINEERING LABORATORY, INC.		<b>MEASUREMENT REPORT (CERTIFICATION)</b>	Approved by: Quality Manager
Test Report S/N: 1C1811080028-03-R1.BCG	Test Dates: 11/09/2018-02/06/2019	EUT Type: Tablet Device		Page 177 of 363



Plot 7-298. Lower Band Edge Plot (Band 25 - 20.0MHz QPSK - Full RB Configuration)



Plot 7-299. Lower Extended Band Edge Plot (Band 25 - 20.0MHz QPSK - Full RB Configuration)

FCC ID: BCGA2153	<b>PCTEST</b> ENGINEERING LABORATORY, INC.		<b>MEASUREMENT REPORT (CERTIFICATION)</b>	Approved by: Quality Manager
Test Report S/N: 1C1811080028-03-R1.BCG	Test Dates: 11/09/2018-02/06/2019	EUT Type: Tablet Device		Page 178 of 363



Plot 7-300. Upper Band Edge Plot (Band 25 - 20.0MHz QPSK - Full RB Configuration)



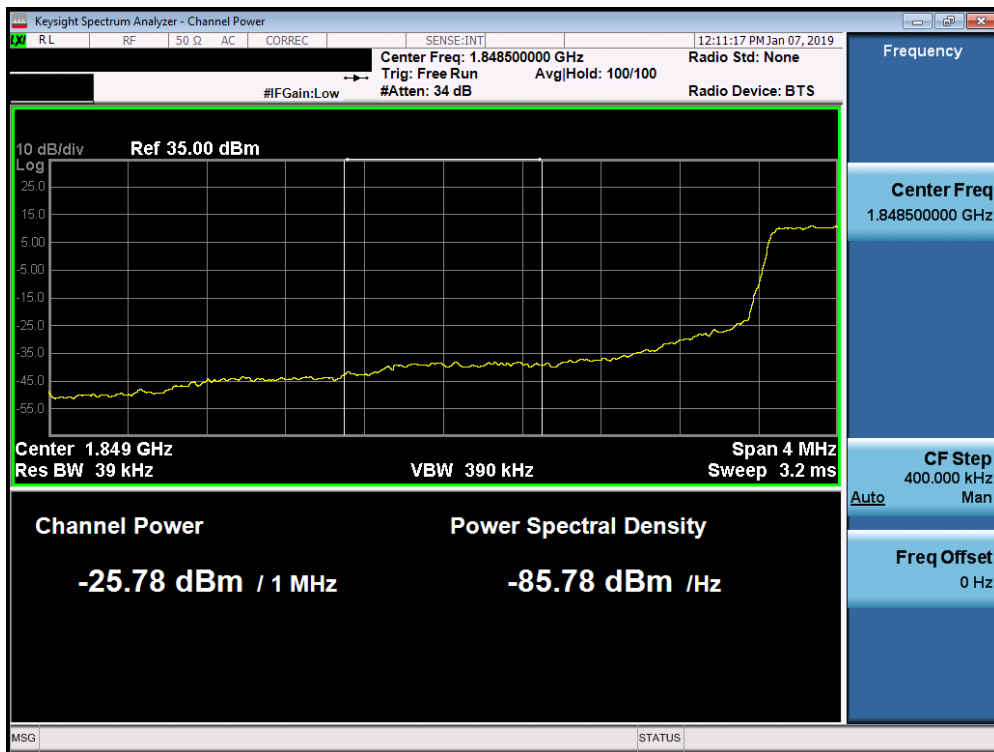
Plot 7-301. Upper Extended Band Edge Plot (Band 25 - 20.0MHz QPSK - Full RB Configuration)

FCC ID: BCGA2153	<b>PCTEST</b> ENGINEERING LABORATORY, INC.		<b>MEASUREMENT REPORT (CERTIFICATION)</b>	Approved by: Quality Manager
Test Report S/N: 1C1811080028-03-R1.BCG	Test Dates: 11/09/2018-02/06/2019	EUT Type: Tablet Device		Page 179 of 363

**Band 2**



**Plot 7-302. Lower Band Edge Plot (Band 2 - 1.4MHz QPSK - Full RB Configuration)**

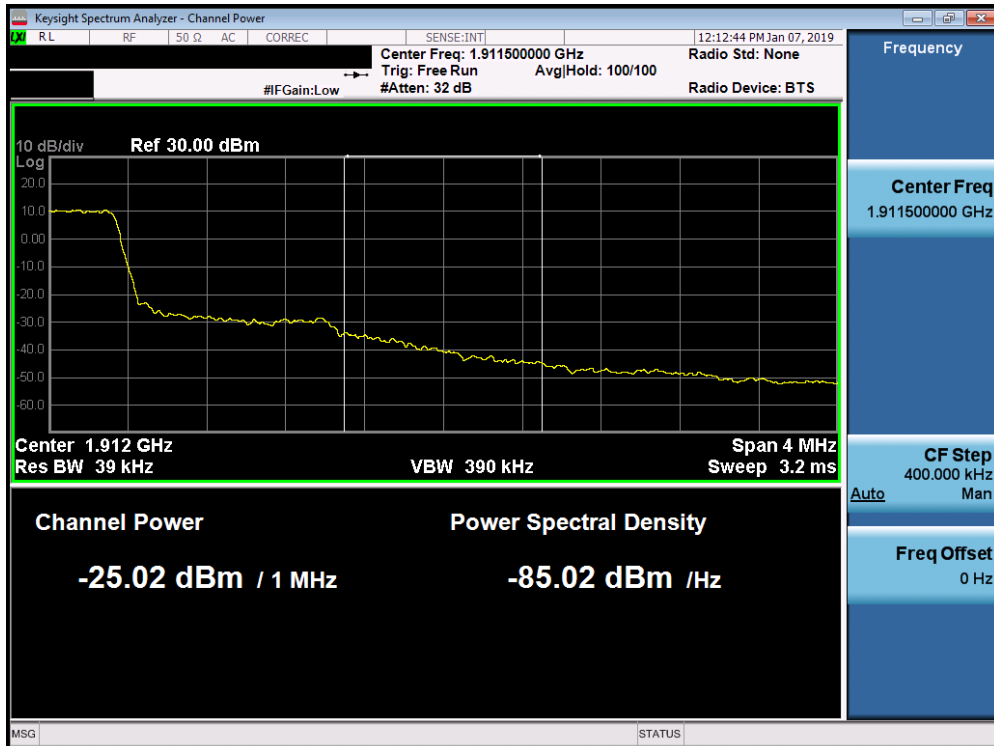


**Plot 7-303. Lower Extended Band Edge Plot (Band 2 - 1.4MHz QPSK - Full RB Configuration)**

FCC ID: BCGA2153			MEASUREMENT REPORT (CERTIFICATION)	Approved by: Quality Manager
Test Report S/N: 1C1811080028-03-R1.BCG	Test Dates: 11/09/2018-02/06/2019	EUT Type: Tablet Device		Page 180 of 363

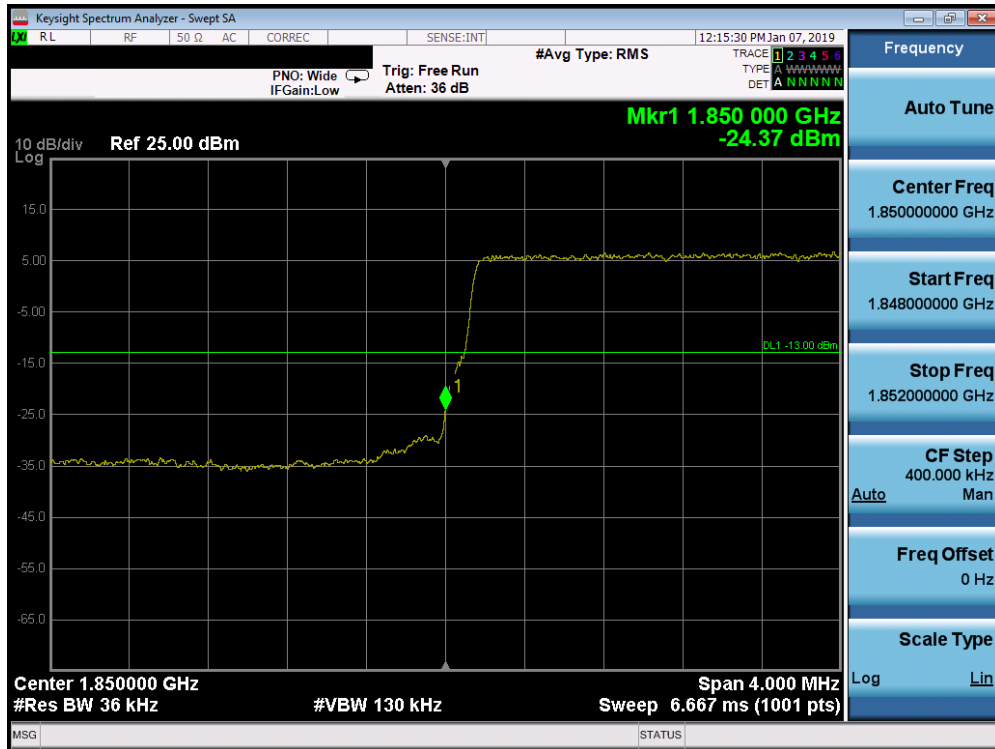


Plot 7-304. Upper Band Edge Plot (Band 2 - 1.4MHz QPSK - Full RB Configuration)

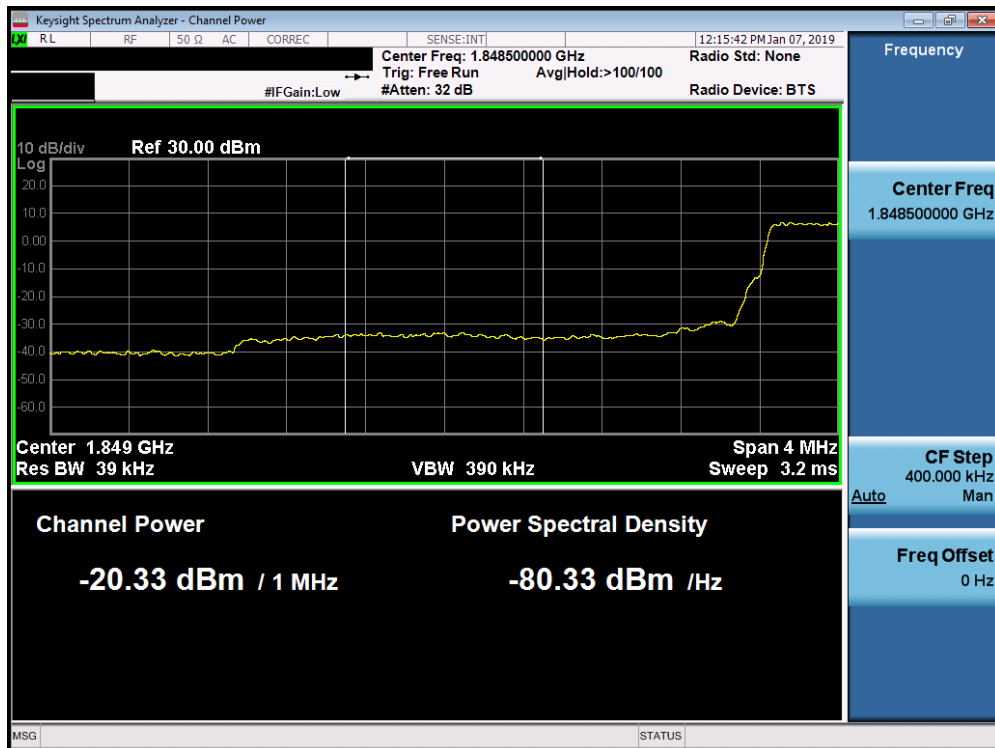


Plot 7-305. Upper Extended Band Edge Plot (Band 2 - 1.4MHz QPSK - Full RB Configuration)

FCC ID: BCGA2153	<b>PCTEST</b> ENGINEERING LABORATORY, INC.		<b>MEASUREMENT REPORT (CERTIFICATION)</b>	Approved by: Quality Manager
Test Report S/N: 1C1811080028-03-R1.BCG	Test Dates: 11/09/2018-02/06/2019	EUT Type: Tablet Device		Page 181 of 363

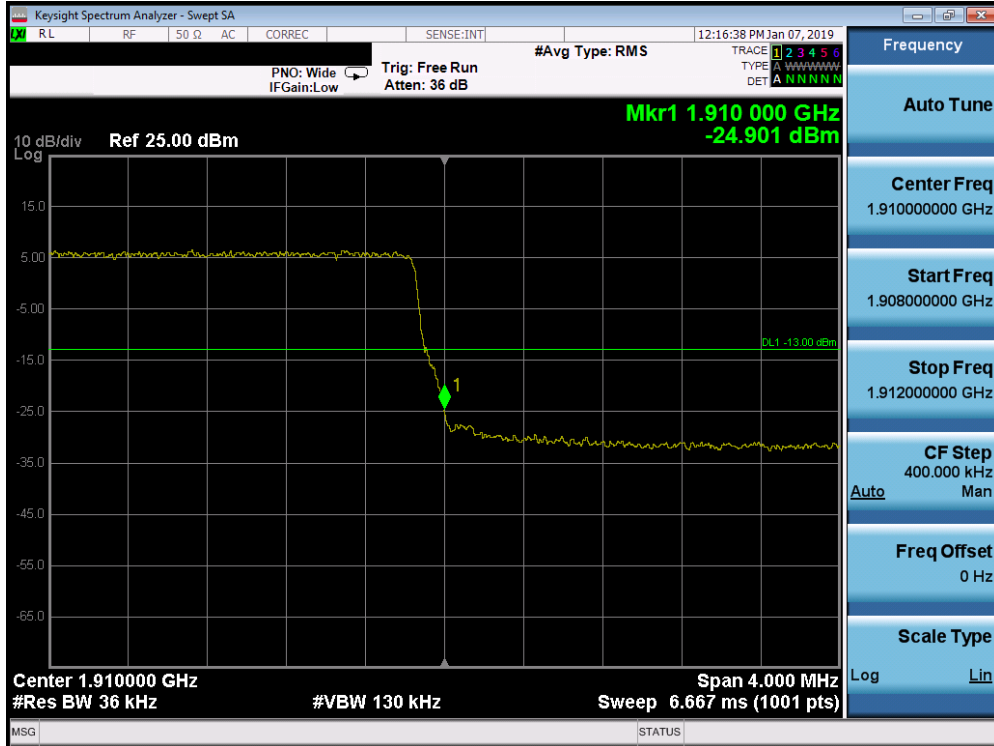


Plot 7-306. Lower Band Edge Plot (Band 2 - 3.0MHz QPSK - Full RB Configuration)

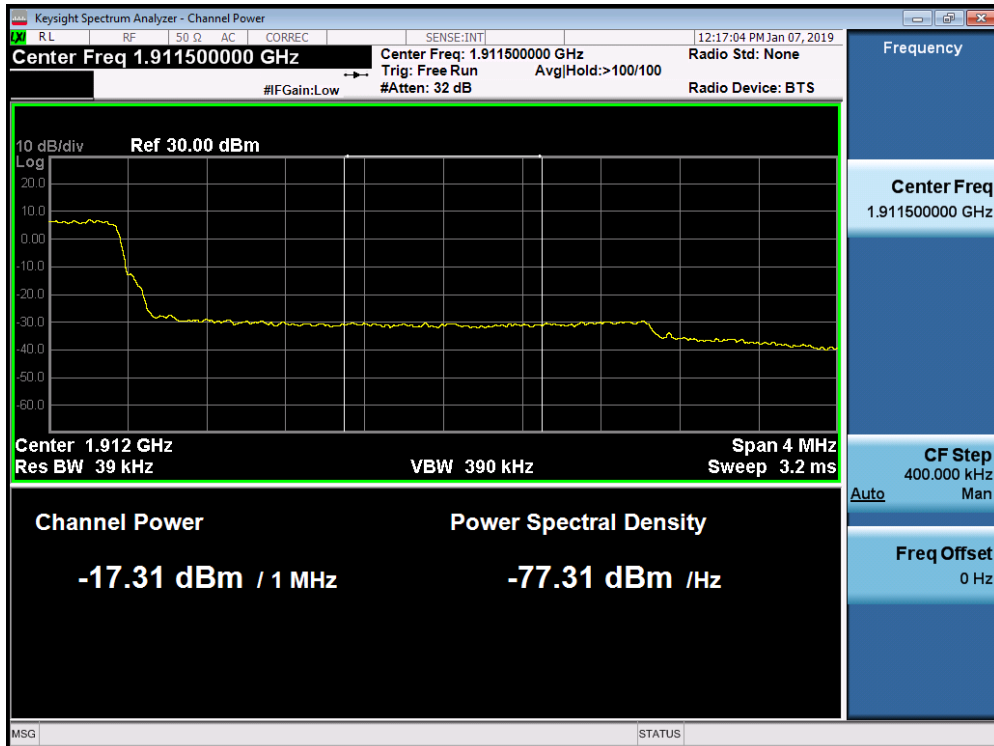


Plot 7-307. Lower Extended Band Edge Plot (Band 2 - 3.0MHz QPSK - Full RB Configuration)

FCC ID: BCGA2153	<b>PCTEST</b> ENGINEERING LABORATORY, INC.		<b>MEASUREMENT REPORT (CERTIFICATION)</b>	Approved by: Quality Manager
Test Report S/N: 1C1811080028-03-R1.BCG	Test Dates: 11/09/2018-02/06/2019	EUT Type: Tablet Device		Page 182 of 363



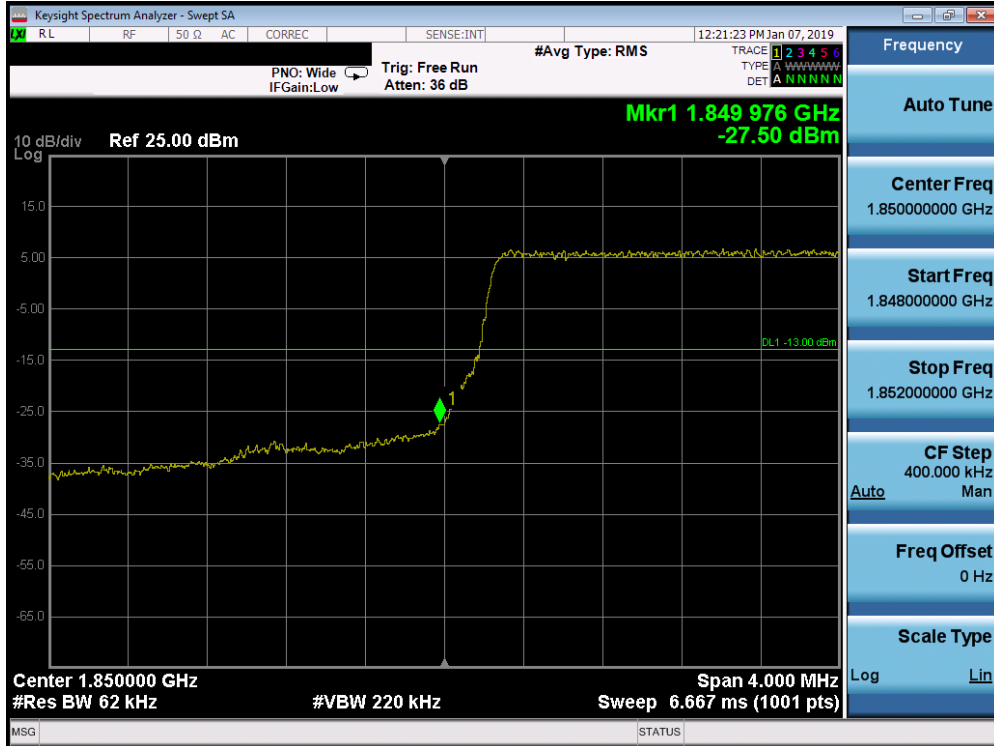
Plot 7-308. Upper Band Edge Plot (Band 2 - 3.0MHz QPSK - Full RB Configuration)



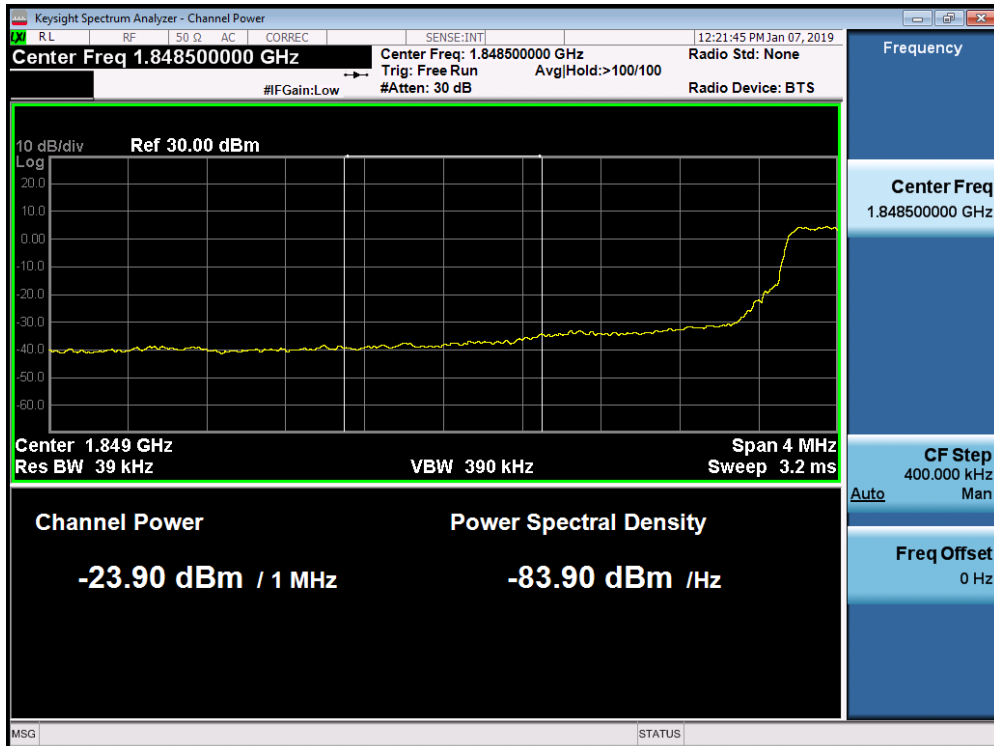
Plot 7-309. Upper Extended Band Edge Plot (Band 2 - 3.0MHz QPSK - Full RB Configuration)

FCC ID: BCGA2153	<b>PCTEST</b> ENGINEERING LABORATORY, INC.		<b>MEASUREMENT REPORT (CERTIFICATION)</b>	Approved by: Quality Manager
Test Report S/N: 1C1811080028-03-R1.BCG	Test Dates: 11/09/2018-02/06/2019	EUT Type: Tablet Device		Page 183 of 363





Plot 7-310. Lower Band Edge Plot (Band 2 - 5.0MHz QPSK - Full RB Configuration)

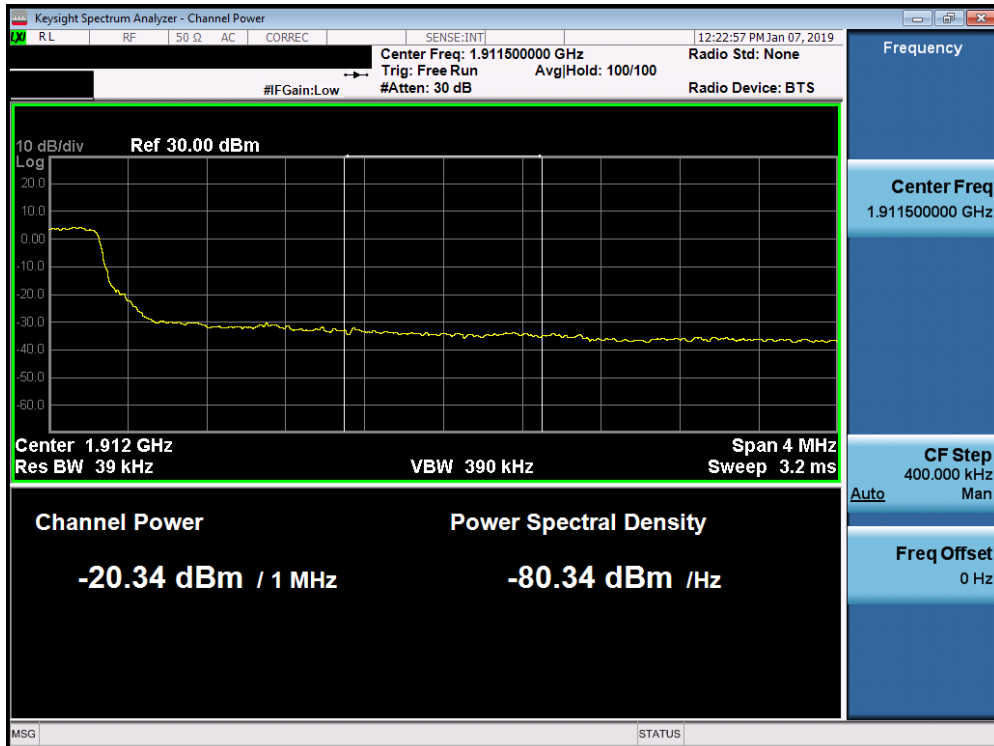


Plot 7-311. Lower Extended Band Edge Plot (Band 2 - 5.0MHz QPSK - Full RB Configuration)

FCC ID: BCGA2153	<b>PCTEST</b> ENGINEERING LABORATORY, INC.		MEASUREMENT REPORT (CERTIFICATION)	Approved by: Quality Manager
Test Report S/N: 1C1811080028-03-R1.BCG	Test Dates: 11/09/2018-02/06/2019	EUT Type: Tablet Device		Page 184 of 363

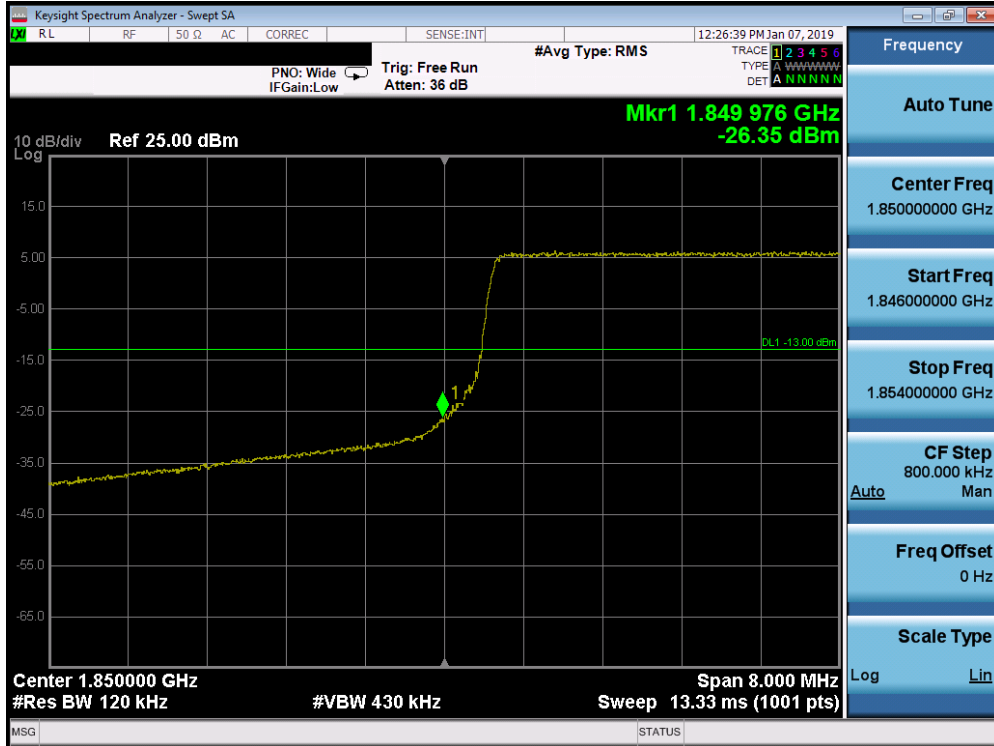


Plot 7-312. Upper Band Edge Plot (Band 2 - 5.0MHz QPSK - Full RB Configuration)

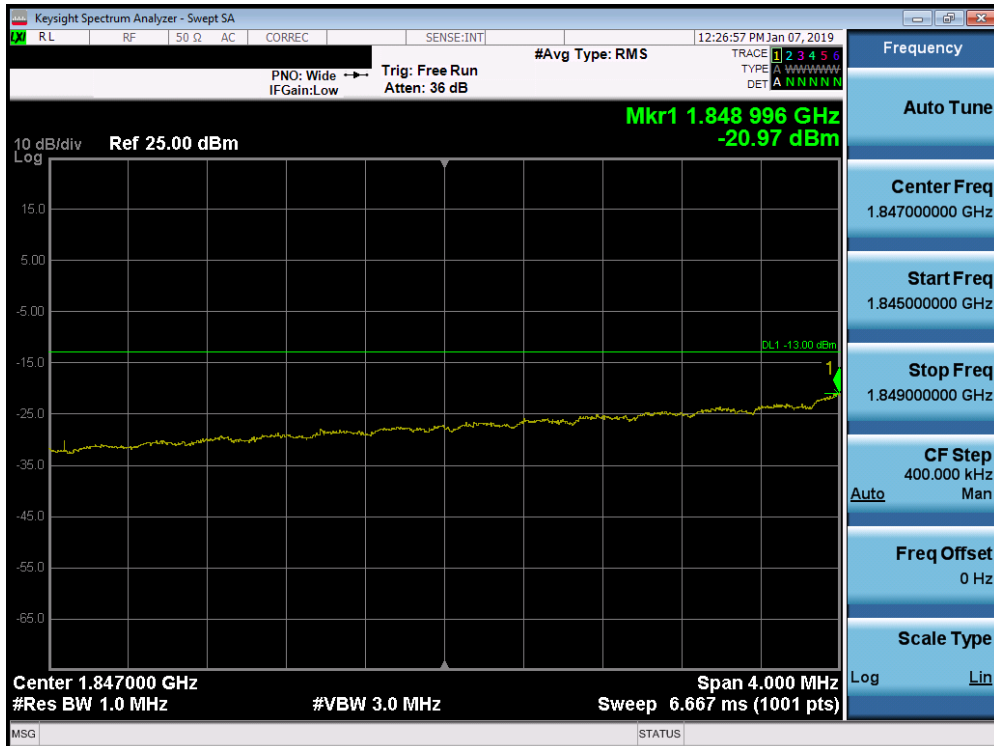


Plot 7-313. Upper Extended Band Edge Plot (Band 2 - 5.0MHz QPSK - Full RB Configuration)

FCC ID: BCGA2153	<b>PCTEST</b> ENGINEERING LABORATORY, INC.		<b>MEASUREMENT REPORT (CERTIFICATION)</b>	Approved by: Quality Manager
Test Report S/N: 1C1811080028-03-R1.BCG	Test Dates: 11/09/2018-02/06/2019	EUT Type: Tablet Device		Page 185 of 363



Plot 7-314. Lower Band Edge Plot (Band 2 - 10.0MHz QPSK - Full RB Configuration)

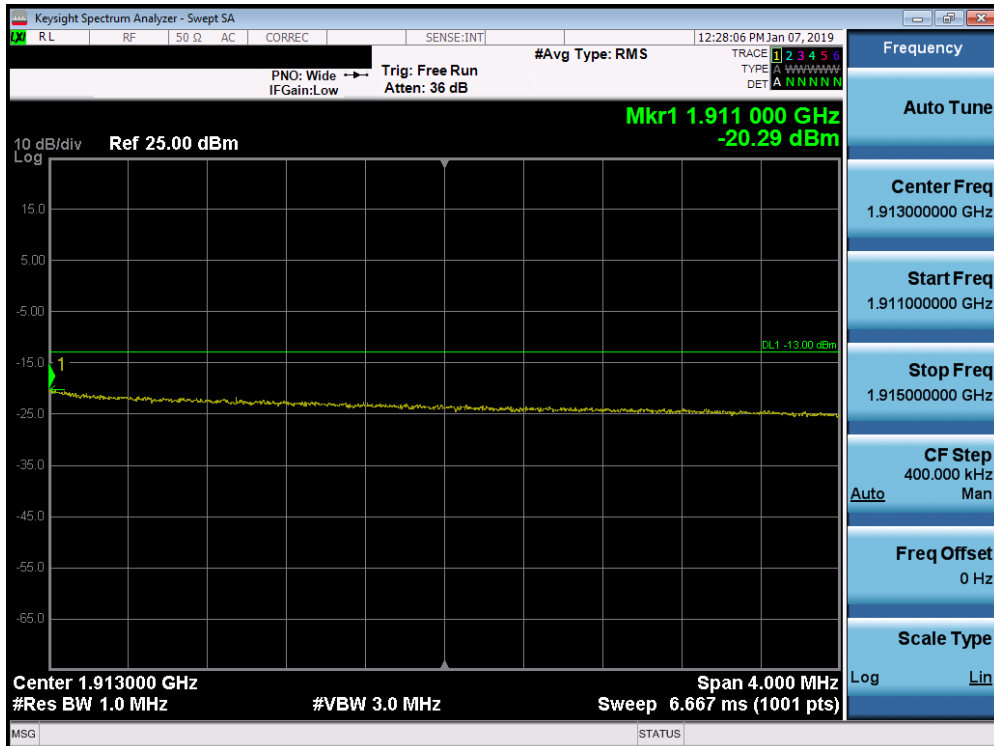


Plot 7-315. Lower Extended Band Edge Plot (Band 2 - 10.0MHz QPSK - Full RB Configuration)

FCC ID: BCGA2153	<b>PCTEST</b> ENGINEERING LABORATORY, INC.		<b>MEASUREMENT REPORT</b> (CERTIFICATION)	Approved by: Quality Manager
Test Report S/N: 1C1811080028-03-R1.BCG	Test Dates: 11/09/2018-02/06/2019	EUT Type: Tablet Device		Page 186 of 363

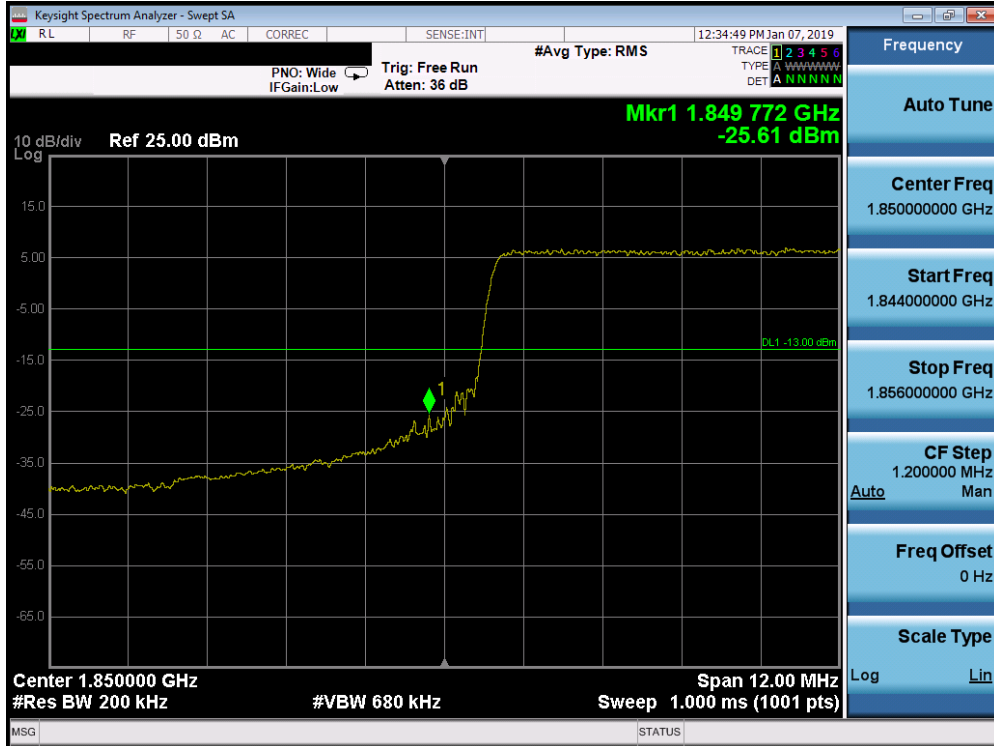


Plot 7-316. Upper Band Edge Plot (Band 2 - 10.0MHz QPSK - Full RB Configuration)



Plot 7-317. Upper Extended Band Edge Plot (Band 2 - 10.0MHz QPSK - Full RB Configuration)

FCC ID: BCGA2153	<b>PCTEST</b> ENGINEERING LABORATORY, INC.		<b>MEASUREMENT REPORT (CERTIFICATION)</b>	Approved by: Quality Manager
Test Report S/N: 1C1811080028-03-R1.BCG	Test Dates: 11/09/2018-02/06/2019	EUT Type: Tablet Device		Page 187 of 363



Plot 7-318. Lower Band Edge Plot (Band 2 - 15.0MHz QPSK - Full RB Configuration)

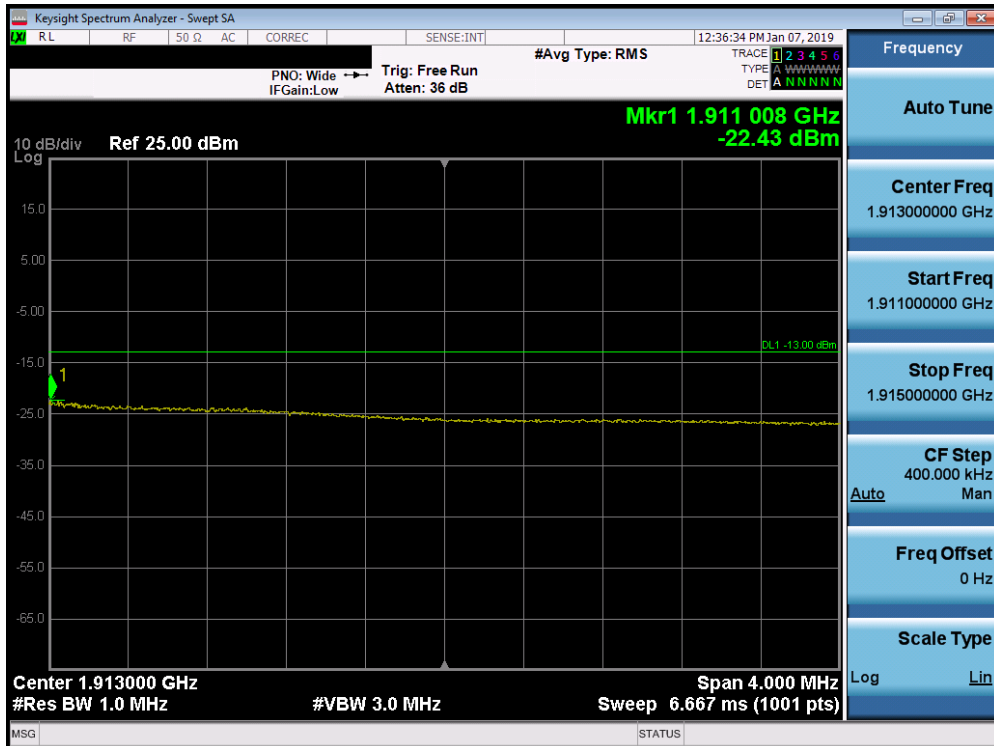


Plot 7-319. Lower Extended Band Edge Plot (Band 2 - 15.0MHz QPSK - Full RB Configuration)

FCC ID: BCGA2153	<b>PCTEST</b> ENGINEERING LABORATORY, INC.		<b>MEASUREMENT REPORT</b> (CERTIFICATION)	Approved by: Quality Manager
Test Report S/N: 1C1811080028-03-R1.BCG	Test Dates: 11/09/2018-02/06/2019	EUT Type: Tablet Device		Page 188 of 363

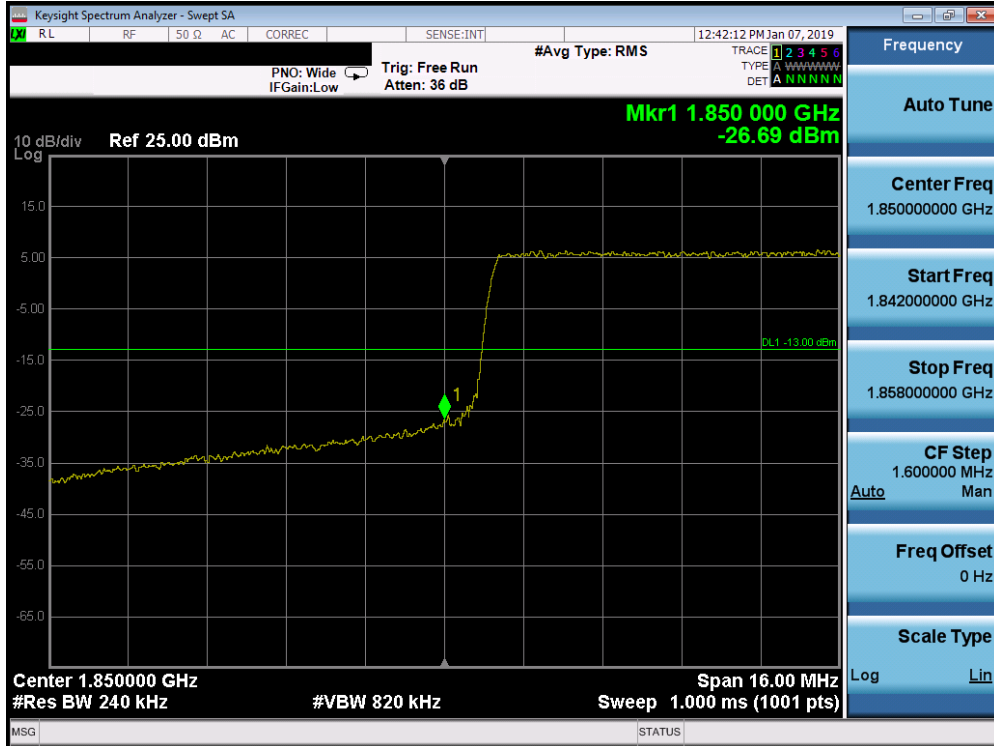


Plot 7-320. Upper Band Edge Plot (Band 2 - 15.0MHz QPSK - Full RB Configuration)

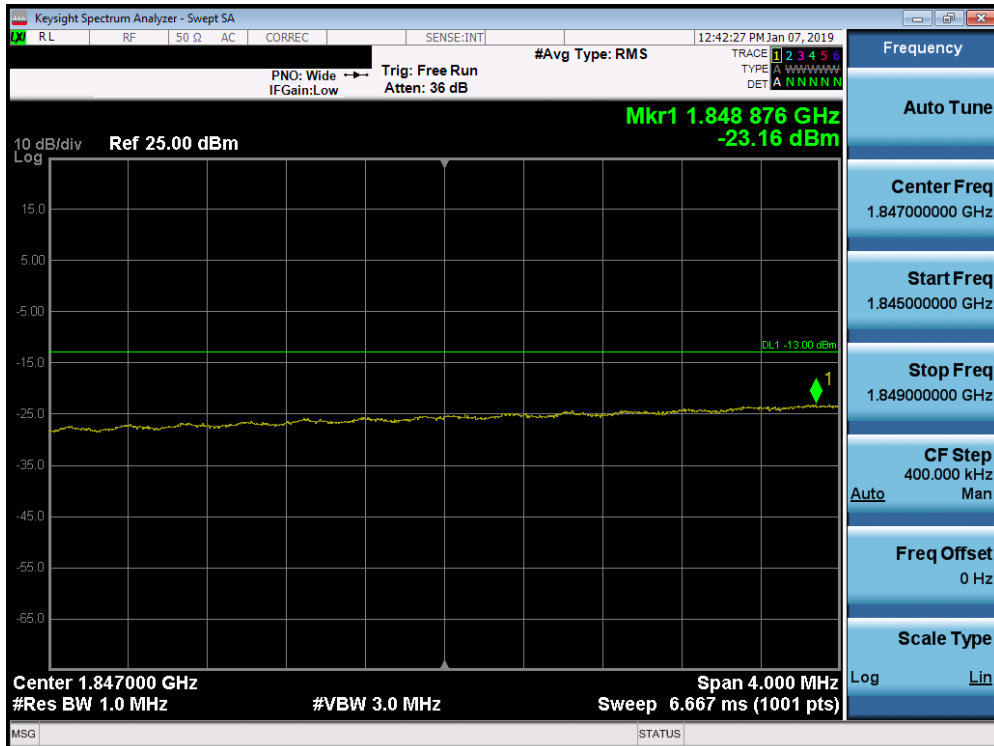


Plot 7-321. Upper Extended Band Edge Plot (Band 2 - 15.0MHz QPSK - Full RB Configuration)

FCC ID: BCGA2153	<b>PCTEST</b> ENGINEERING LABORATORY, INC.		<b>MEASUREMENT REPORT</b> (CERTIFICATION)	Approved by: Quality Manager
Test Report S/N: 1C1811080028-03-R1.BCG	Test Dates: 11/09/2018-02/06/2019	EUT Type: Tablet Device		Page 189 of 363



Plot 7-322. Lower Band Edge Plot (Band 2 - 20.0MHz QPSK - Full RB Configuration)



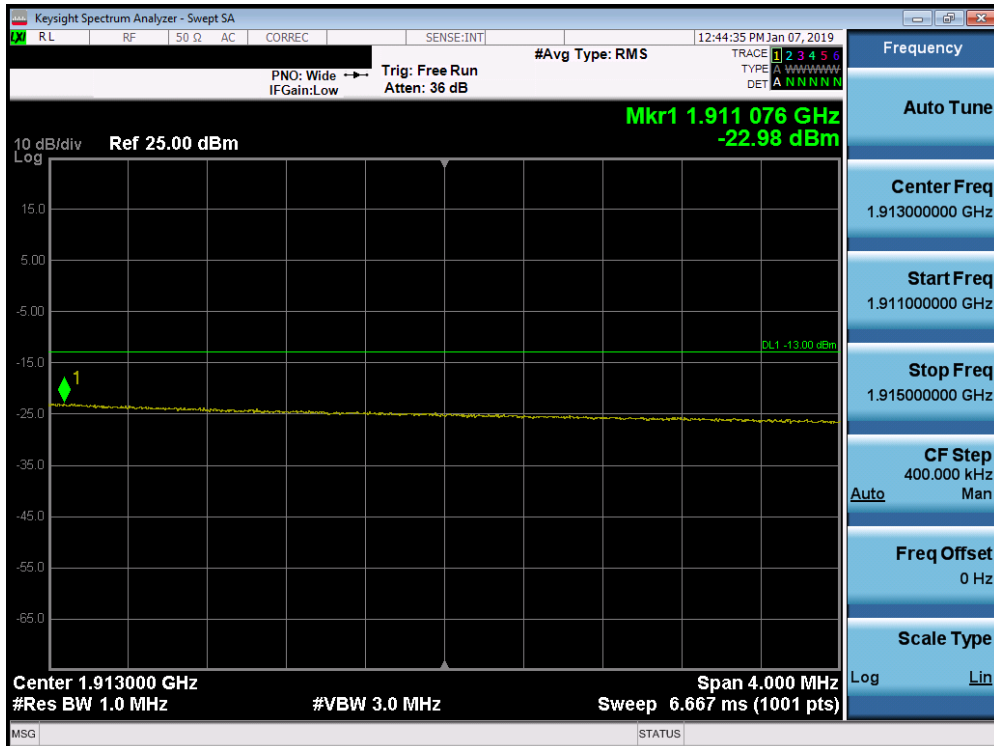
Plot 7-323. Lower Extended Band Edge Plot (Band 2 - 20.0MHz QPSK - Full RB Configuration)

FCC ID: BCGA2153	<b>PCTEST</b> ENGINEERING LABORATORY, INC.		<b>MEASUREMENT REPORT (CERTIFICATION)</b>	Approved by: Quality Manager
Test Report S/N: 1C1811080028-03-R1.BCG	Test Dates: 11/09/2018-02/06/2019	EUT Type: Tablet Device		Page 190 of 363





Plot 7-324. Upper Band Edge Plot (Band 2 - 20.0MHz QPSK - Full RB Configuration)



Plot 7-325. Upper Extended Band Edge Plot (Band 2 - 20.0MHz QPSK - Full RB Configuration)

FCC ID: BCGA2153	<b>PCTEST</b> ENGINEERING LABORATORY, INC.		<b>MEASUREMENT REPORT</b> (CERTIFICATION)	Approved by: Quality Manager
Test Report S/N: 1C1811080028-03-R1.BCG	Test Dates: 11/09/2018-02/06/2019	EUT Type: Tablet Device		Page 191 of 363