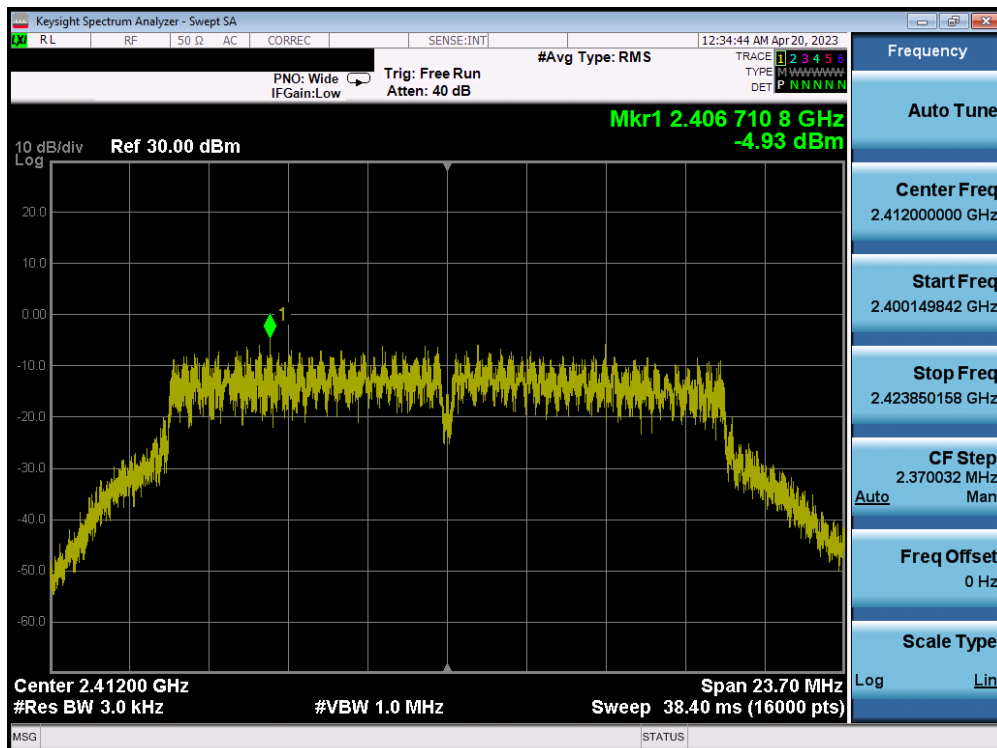
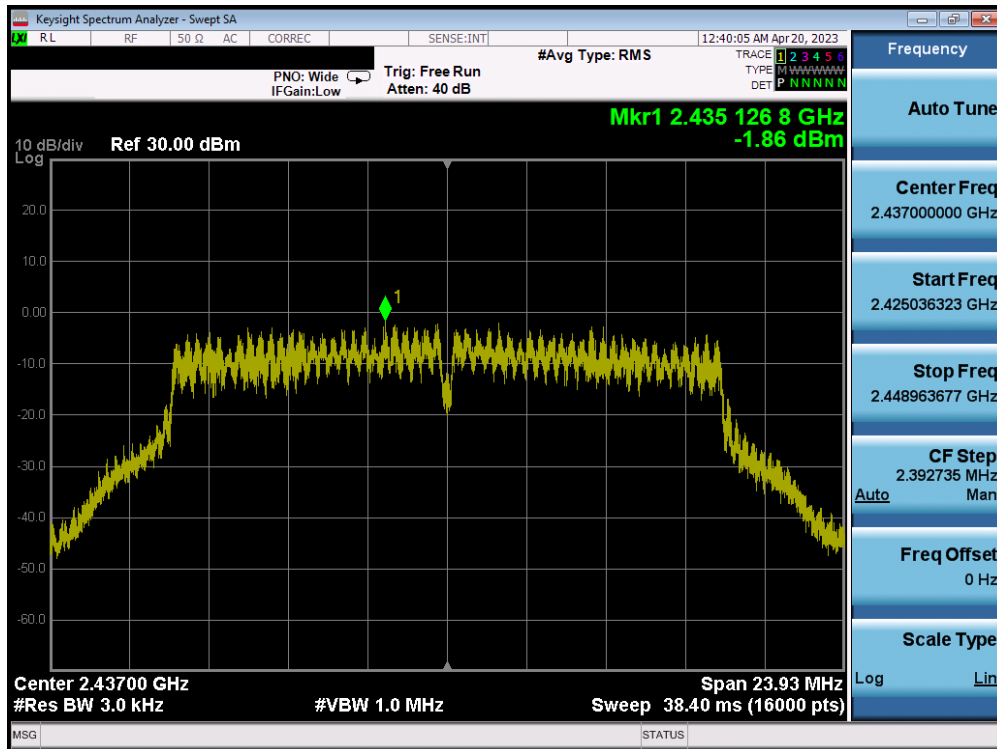


Plot 7-93. Power Spectral Density Plot ANT2 (802.11b – Ch. 11) – 1Mbps

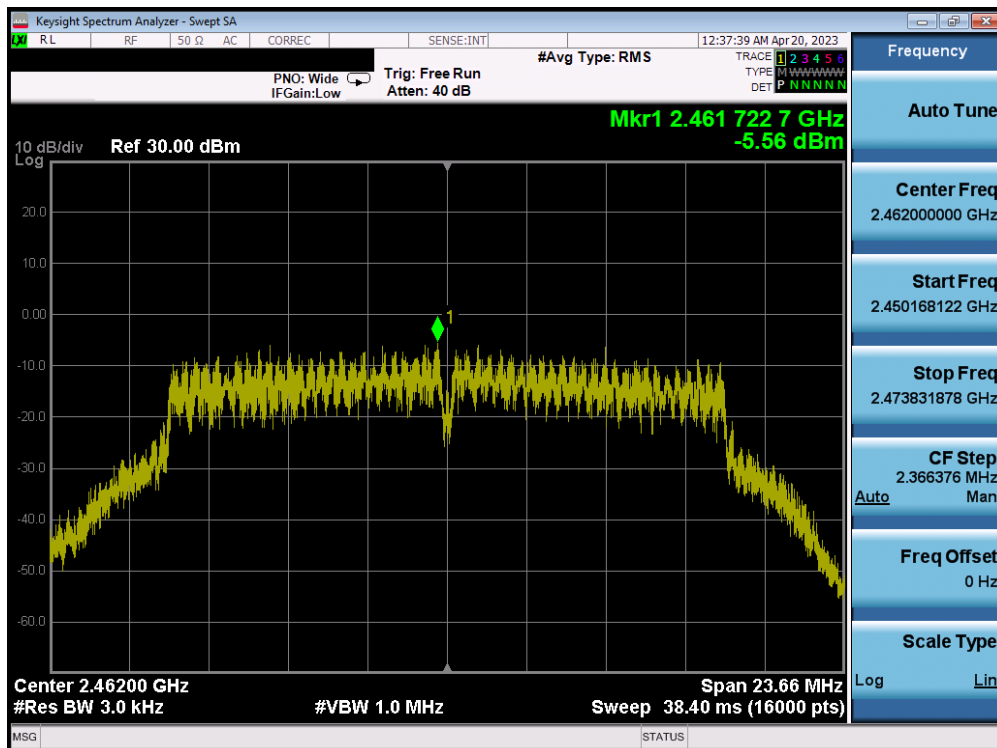


Plot 7-94. Power Spectral Density Plot ANT2 (802.11g – Ch. 1) – 12Mbps

| | | | |
|---|---|---------------------------------------|-----------------------------------|
| FCC ID: BCGA2117 IC: 579C-A2117 |  | MEASUREMENT REPORT (CERTIFICATION) | Approved by: Technical Manager |
| Test Report S/N: 1C2302130007-05.BCG | Test Dates: 2/10/2023 - 4/25/2023 | EUT Type: Head Mounted Device | Page 88 of 388 |

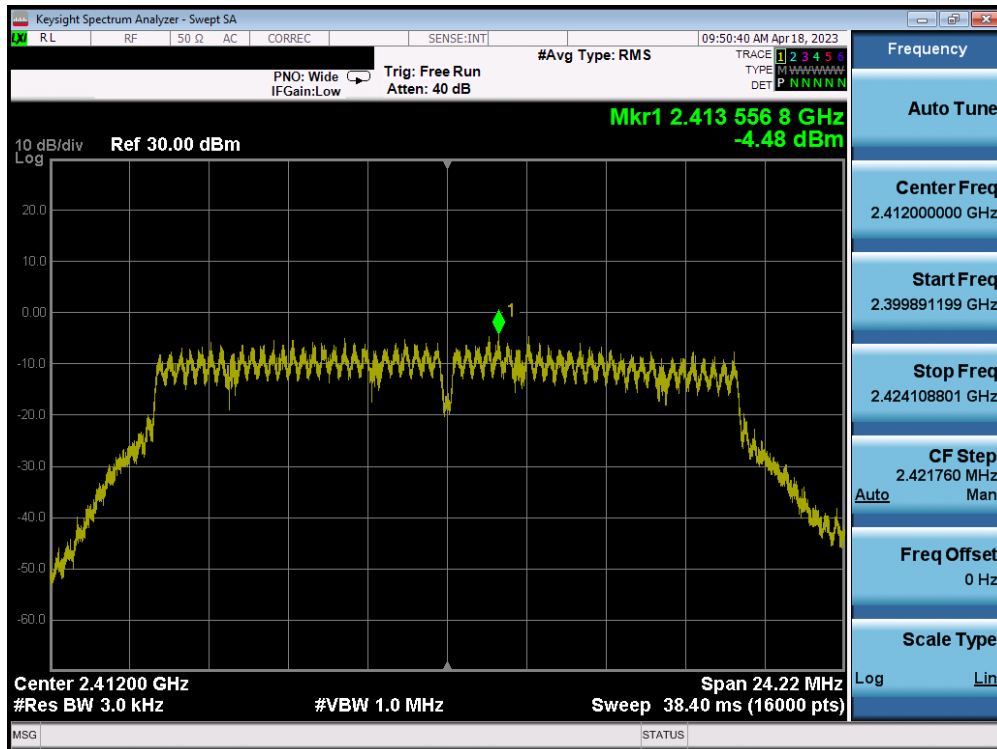


Plot 7-95. Power Spectral Density Plot ANT2 (802.11g – Ch. 6) – 12Mbps

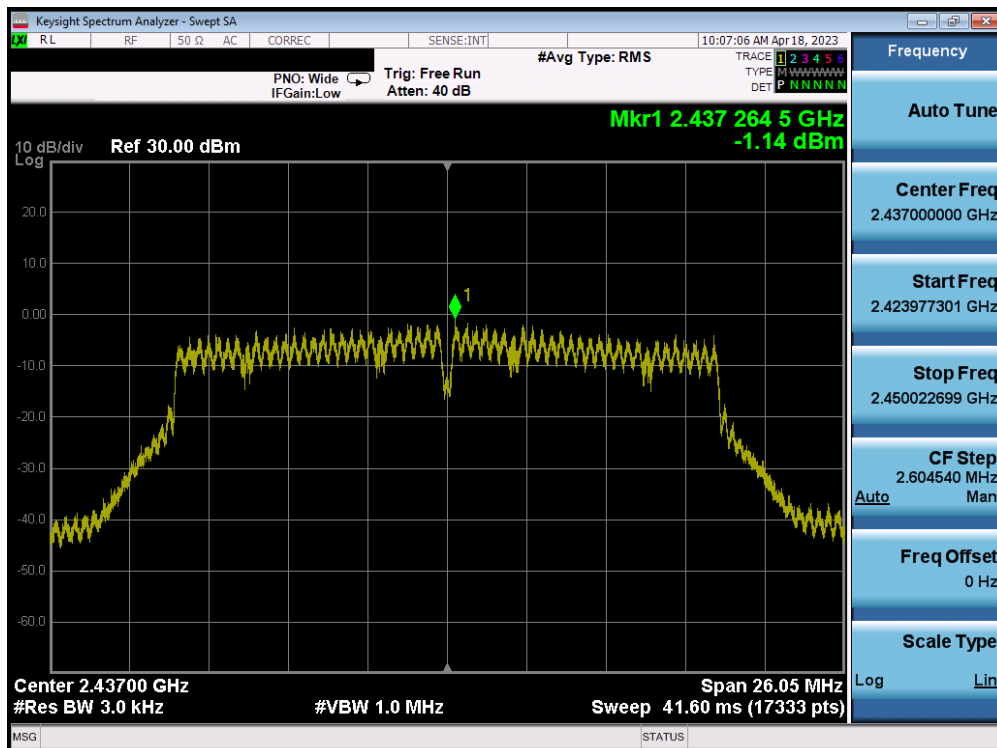


Plot 7-96. Power Spectral Density Plot ANT2 (802.11g – Ch. 11) – 12Mbps

| | | | |
|---|--------------------------------------|---------------------------------------|-----------------------------------|
| FCC ID: BCGA2117 IC: 579C-A2117 | | MEASUREMENT REPORT (CERTIFICATION) | Approved by: Technical Manager |
| Test Report S/N: 1C2302130007-05.BCG | Test Dates: 2/10/2023 - 4/25/2023 | EUT Type: Head Mounted Device | Page 89 of 388 |

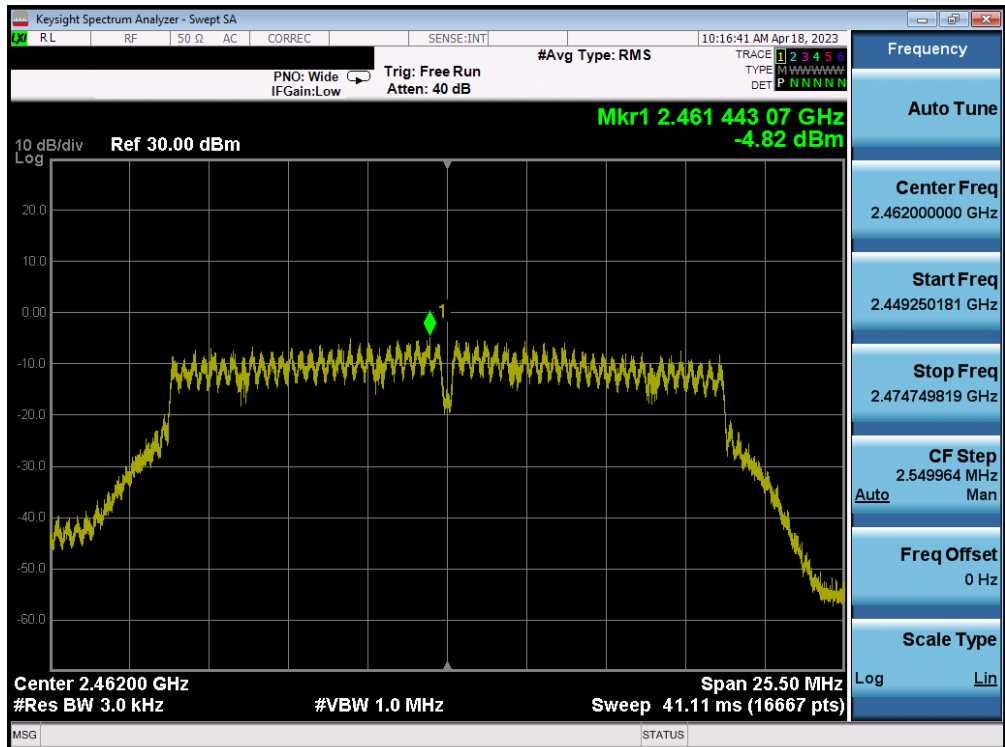


Plot 7-97. Power Spectral Density Plot ANT2 (802.11n (2.4GHz) – Ch. 1) – MCS2

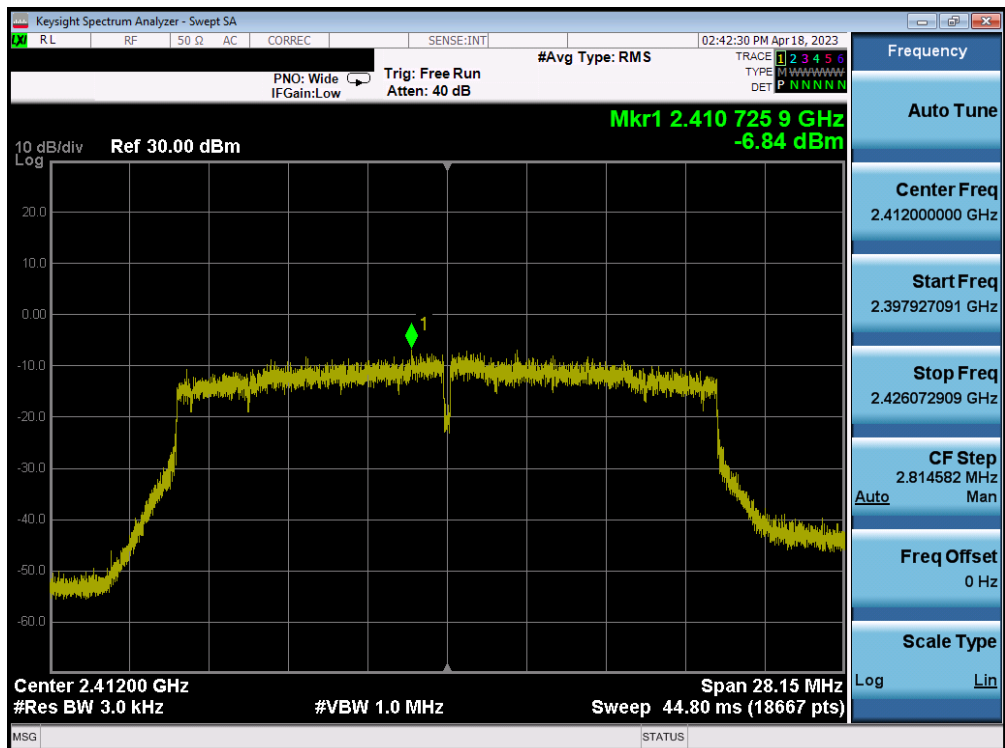


Plot 7-98. Power Spectral Density Plot ANT2 (802.11n (2.4GHz) – Ch. 6) – MCS2

| | | | |
|---|---|---------------------------------------|-----------------------------------|
| FCC ID: BCGA2117 IC: 579C-A2117 |  | MEASUREMENT REPORT (CERTIFICATION) | Approved by: Technical Manager |
| Test Report S/N: 1C2302130007-05.BCG | Test Dates: 2/10/2023 - 4/25/2023 | EUT Type: Head Mounted Device | Page 90 of 388 |

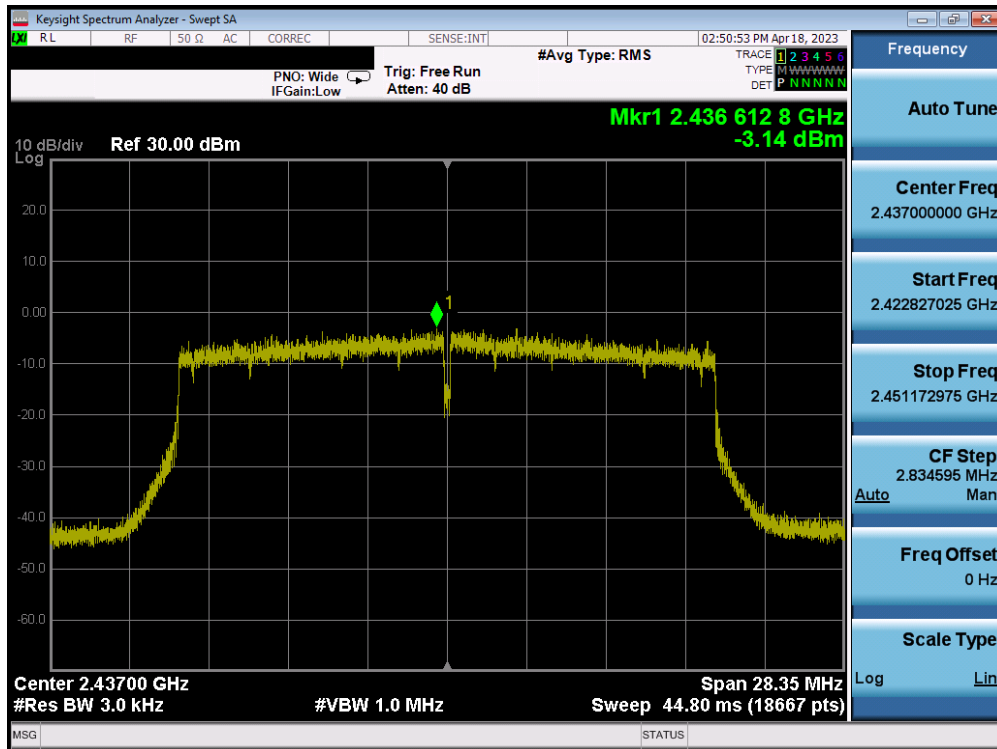


Plot 7-99. Power Spectral Density Plot ANT2 (802.11n (2.4GHz) – Ch. 11) – MCS2

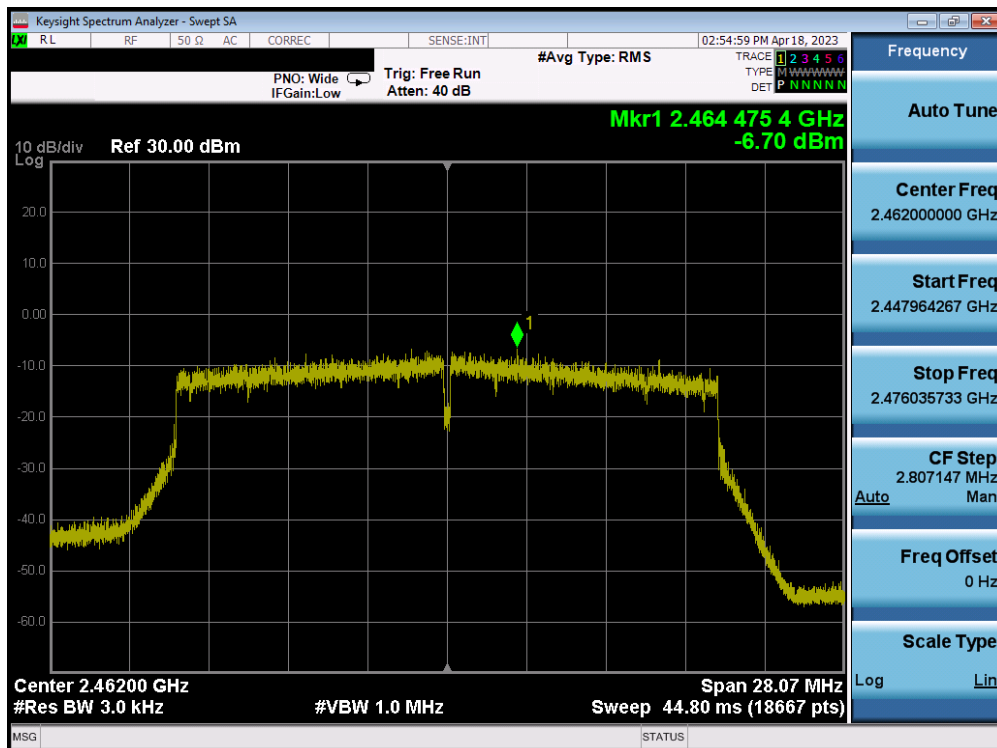


Plot 7-100. Power Spectral Density Plot ANT2 (802.11ax (SU - 2.4GHz) – Ch. 1) – MCS2

| | | | |
|---|--------------------------------------|---------------------------------------|-----------------------------------|
| FCC ID: BCGA2117 IC: 579C-A2117 | | MEASUREMENT REPORT (CERTIFICATION) | Approved by: Technical Manager |
| Test Report S/N: 1C2302130007-05.BCG | Test Dates: 2/10/2023 - 4/25/2023 | EUT Type: Head Mounted Device | Page 91 of 388 |

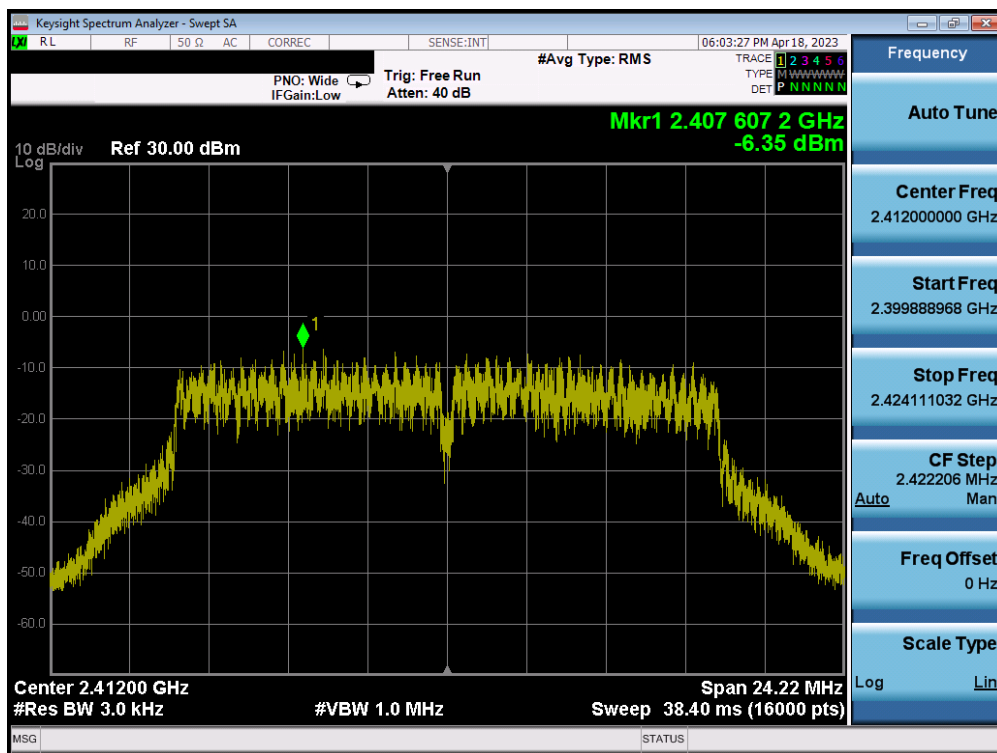


Plot 7-101. Power Spectral Density Plot ANT2 (802.11ax (SU - 2.4GHz) – Ch. 6) – MCS2

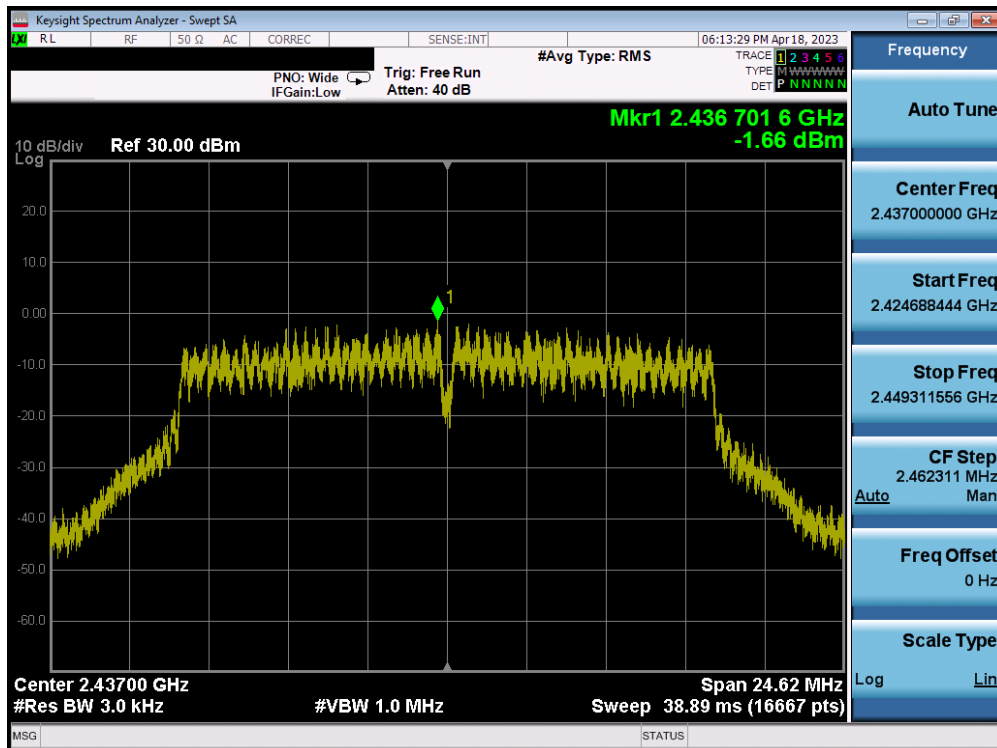


Plot 7-102. Power Spectral Density Plot ANT2 (802.11ax (SU - 2.4GHz) – Ch. 11) – MCS2

| | | | |
|---|--------------------------------------|---------------------------------------|-----------------------------------|
| FCC ID: BCGA2117 IC: 579C-A2117 | | MEASUREMENT REPORT (CERTIFICATION) | Approved by: Technical Manager |
| Test Report S/N: 1C2302130007-05.BCG | Test Dates: 2/10/2023 - 4/25/2023 | EUT Type: Head Mounted Device | Page 92 of 388 |

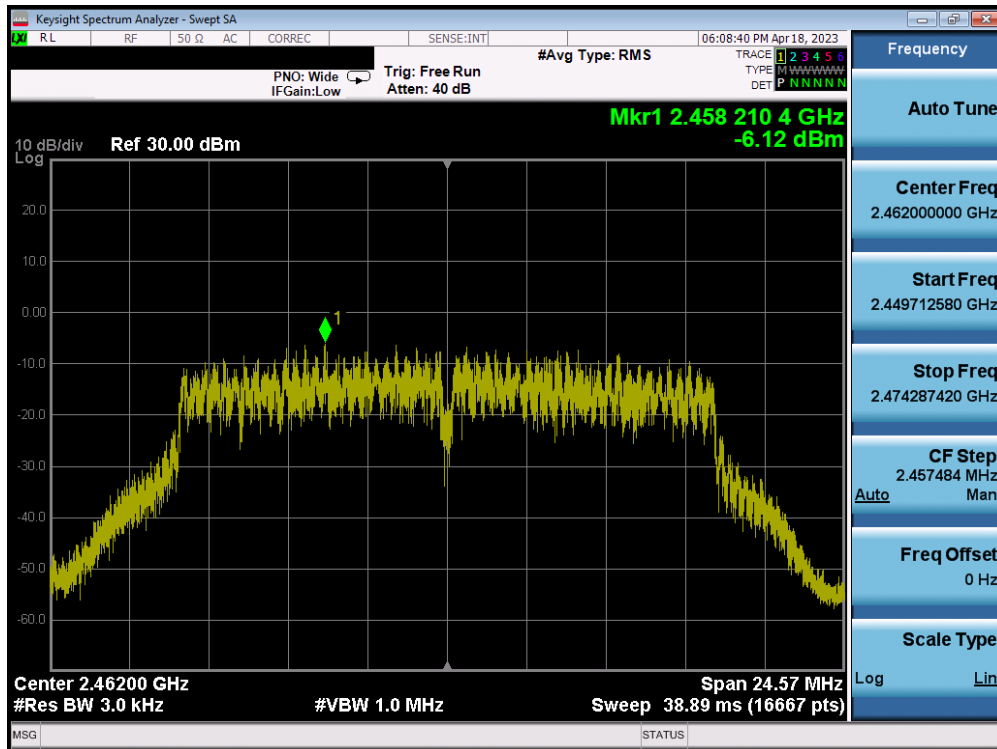


Plot 7-103. Power Spectral Density Plot ANT2 (802.11g – Ch. 1) – 24Mbps

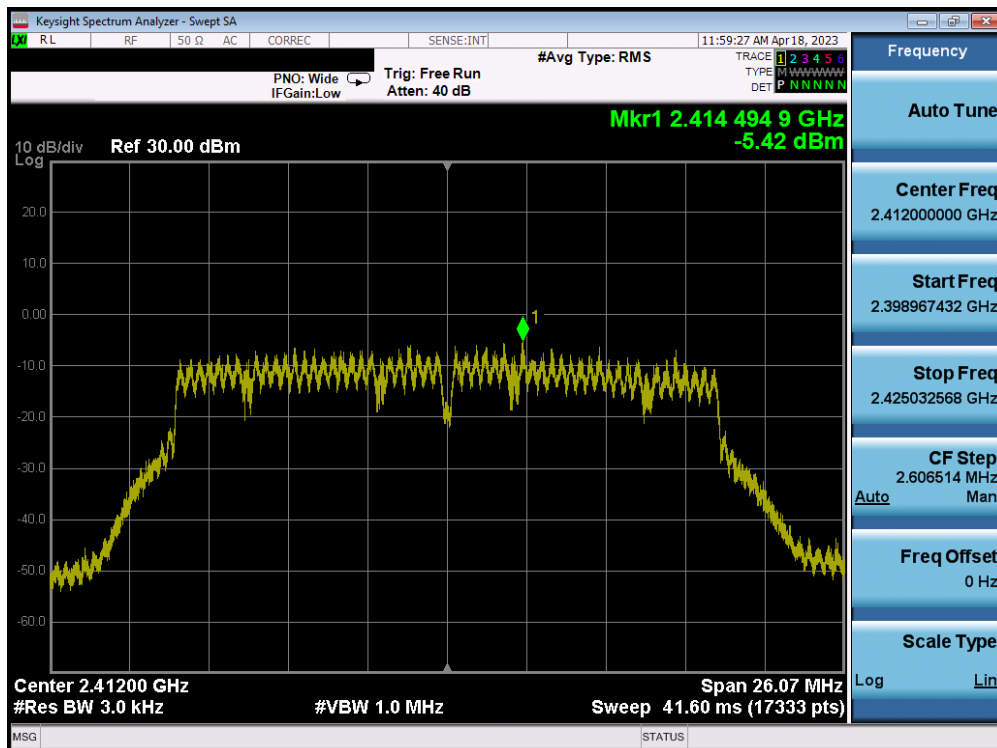


Plot 7-104. Power Spectral Density Plot ANT2 (802.11g – Ch. 6) – 24Mbps

| | | | |
|---|--------------------------------------|---------------------------------------|-----------------------------------|
| FCC ID: BCGA2117 IC: 579C-A2117 | | MEASUREMENT REPORT (CERTIFICATION) | Approved by: Technical Manager |
| Test Report S/N: 1C2302130007-05.BCG | Test Dates: 2/10/2023 - 4/25/2023 | EUT Type: Head Mounted Device | Page 93 of 388 |

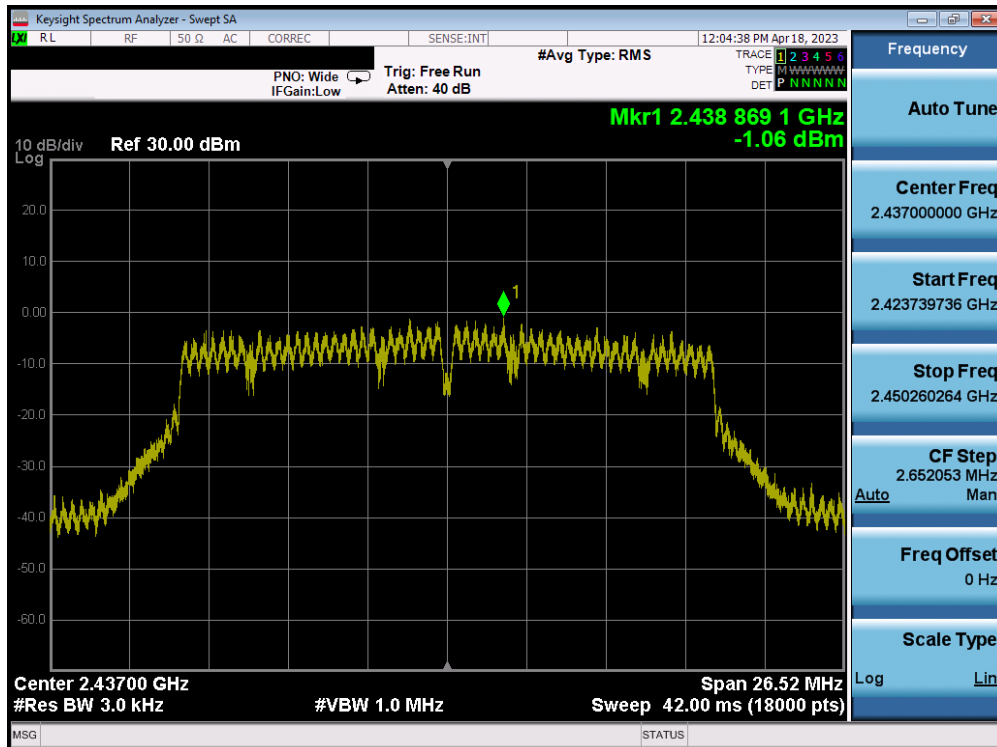


Plot 7-105. Power Spectral Density Plot ANT2 (802.11g – Ch. 11) – 24Mbps

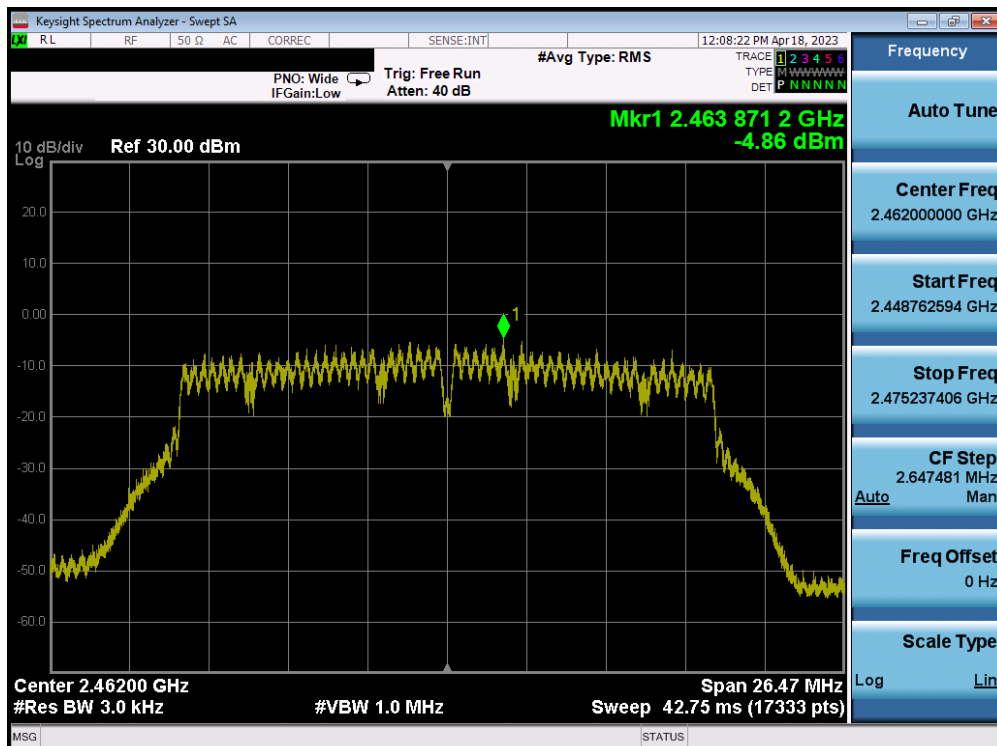


Plot 7-106. Power Spectral Density Plot ANT2 (802.11n (2.4GHz) – Ch. 1) – MCS4

| | | | |
|---|--------------------------------------|---------------------------------------|-----------------------------------|
| FCC ID: BCGA2117 IC: 579C-A2117 | | MEASUREMENT REPORT (CERTIFICATION) | Approved by: Technical Manager |
| Test Report S/N: 1C2302130007-05.BCG | Test Dates: 2/10/2023 - 4/25/2023 | EUT Type: Head Mounted Device | Page 94 of 388 |

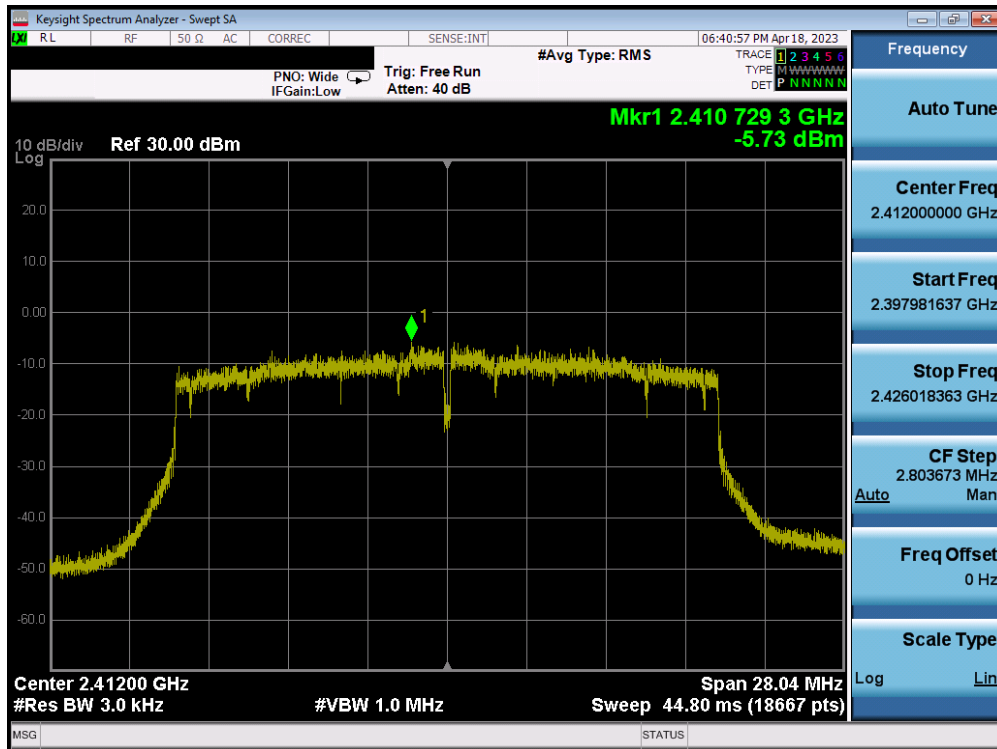


Plot 7-107. Power Spectral Density Plot ANT2 (802.11n (2.4GHz) – Ch. 6) – MCS4

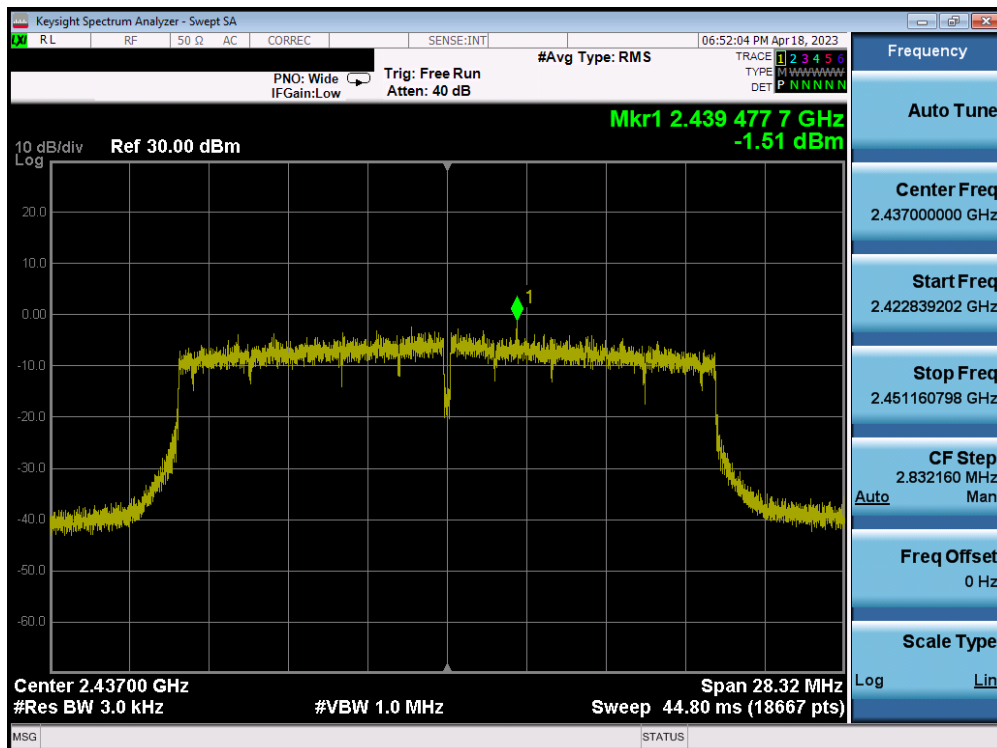


Plot 7-108. Power Spectral Density Plot ANT2 (802.11n (2.4GHz) – Ch. 11) – MCS4

| | | | |
|---|--------------------------------------|---------------------------------------|-----------------------------------|
| FCC ID: BCGA2117 IC: 579C-A2117 | | MEASUREMENT REPORT (CERTIFICATION) | Approved by: Technical Manager |
| Test Report S/N: 1C2302130007-05.BCG | Test Dates: 2/10/2023 - 4/25/2023 | EUT Type: Head Mounted Device | Page 95 of 388 |

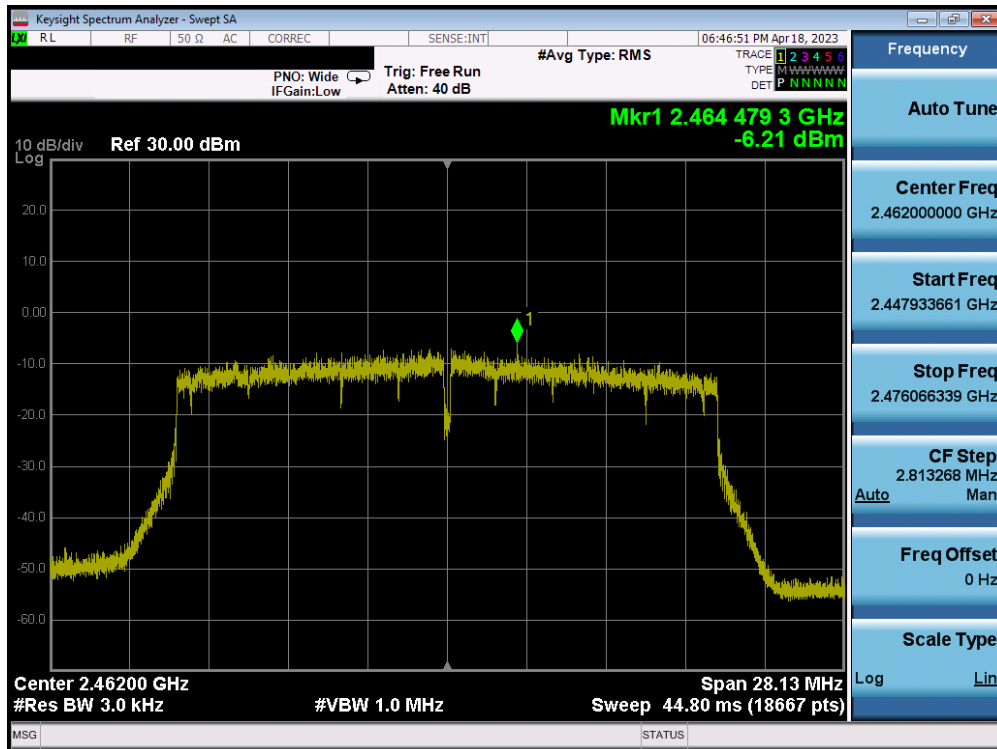


Plot 7-109. Power Spectral Density Plot ANT2 (802.11ax (SU - 2.4GHz) – Ch. 1) – MCS4




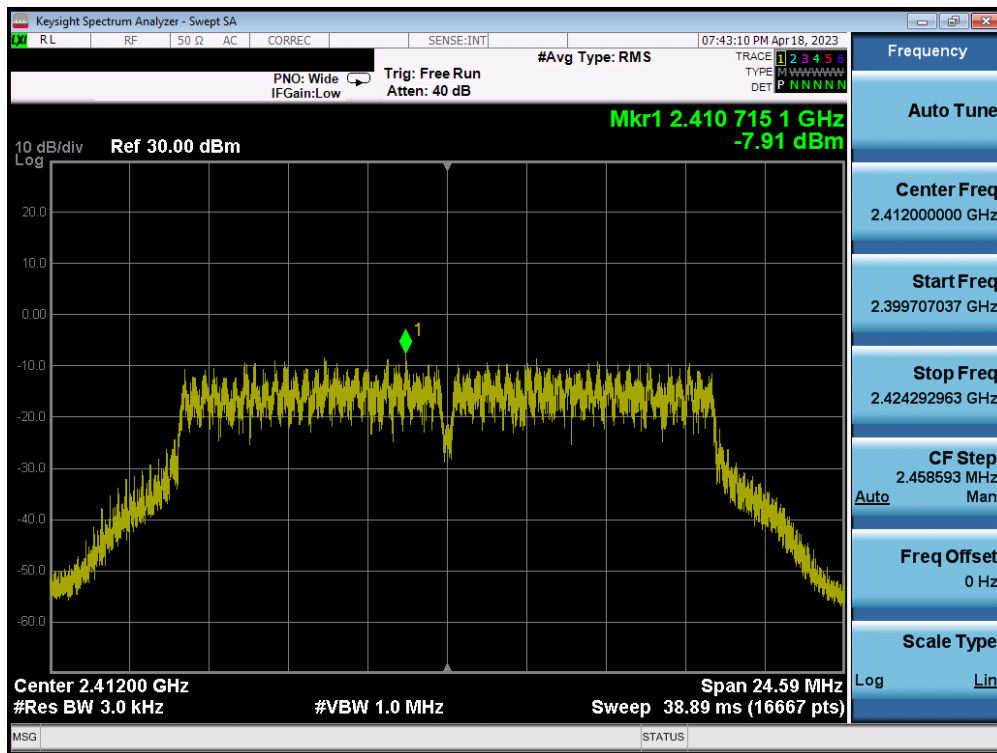
Plot 7-110. Power Spectral Density Plot ANT2 (802.11ax (SU - 2.4GHz) – Ch. 6) – MCS4

| | | | |
|---|--------------------------------------|---------------------------------------|-----------------------------------|
| FCC ID: BCGA2117 IC: 579C-A2117 | | MEASUREMENT REPORT (CERTIFICATION) | Approved by: Technical Manager |
| Test Report S/N: 1C2302130007-05.BCG | Test Dates: 2/10/2023 - 4/25/2023 | EUT Type: Head Mounted Device | Page 96 of 388 |

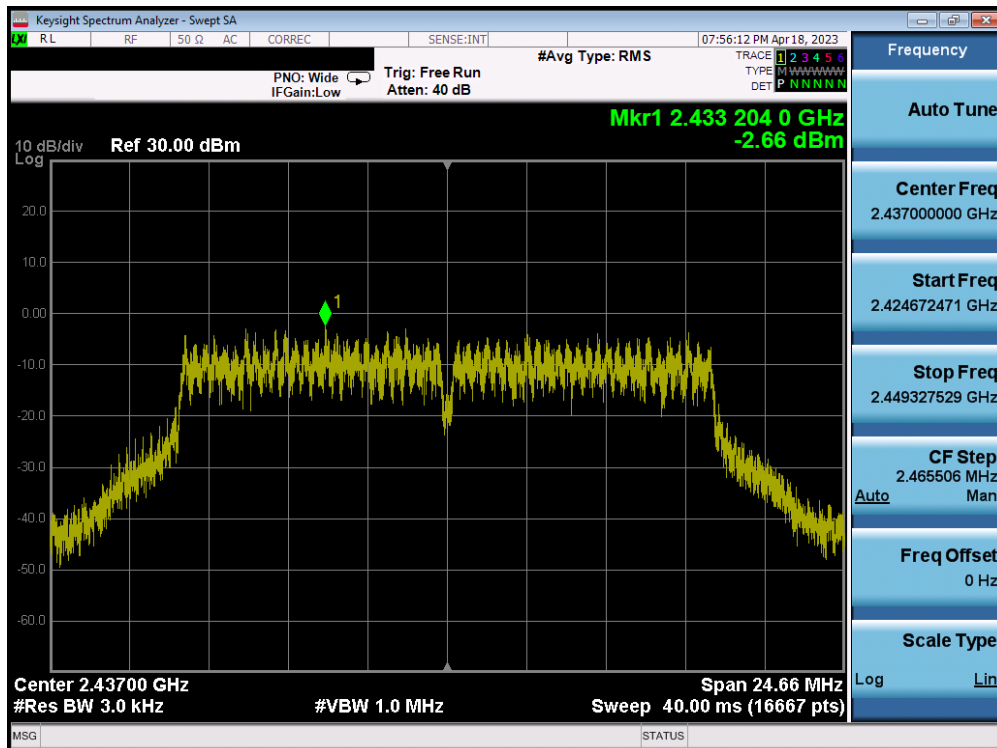


Plot 7-111. Power Spectral Density Plot ANT2 (802.11ax (SU - 2.4GHz) – Ch. 11) – MCS4

| | | |
|--|---|--|
| FCC ID: BCGA2117 IC: 579C-A2117 |  MEASUREMENT REPORT (CERTIFICATION) | Approved by: Technical Manager |
| Test Report S/N: 1C2302130007-05.BCG | Test Dates: 2/10/2023 - 4/25/2023 | EUT Type: Head Mounted Device |
| | | Page 97 of 388 |

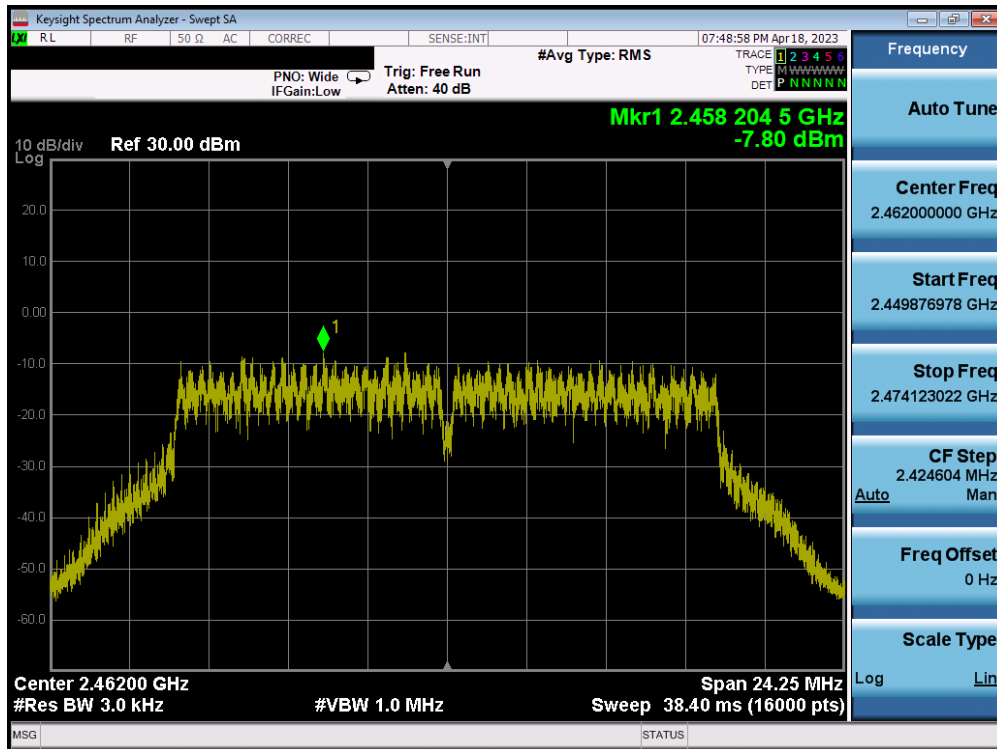


Plot 7-112. Power Spectral Density Plot ANT2 (802.11g – Ch. 1) – 48Mbps

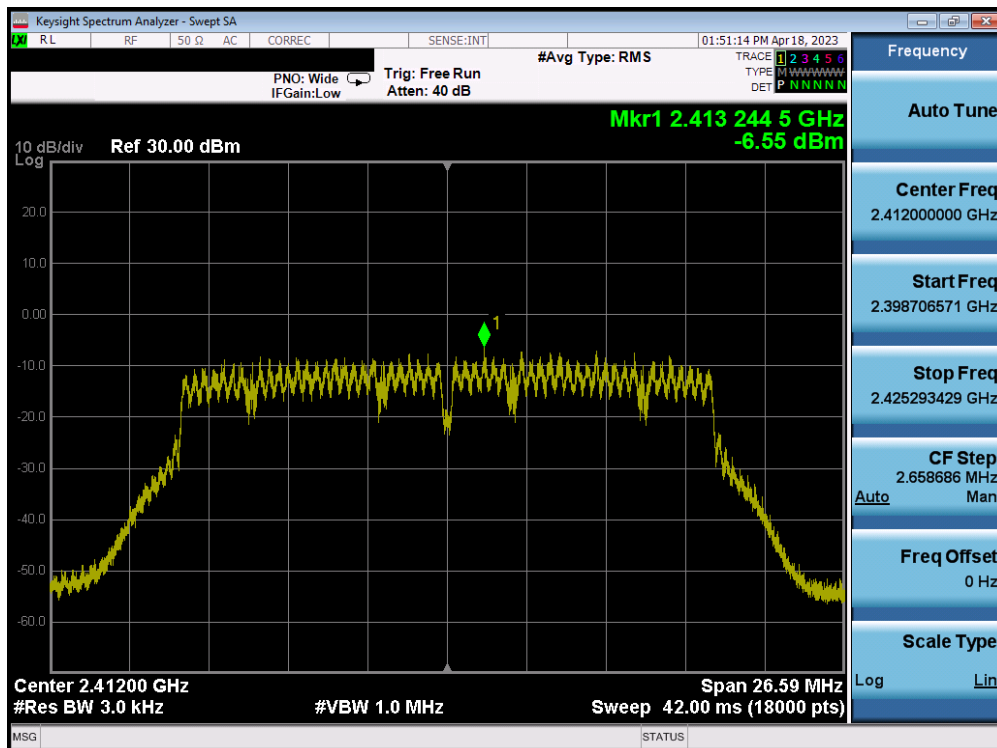


Plot 7-113. Power Spectral Density Plot ANT2 (802.11g – Ch. 6) – 48Mbps

| | | | |
|---|--------------------------------------|---------------------------------------|-----------------------------------|
| FCC ID: BCGA2117 IC: 579C-A2117 | | MEASUREMENT REPORT (CERTIFICATION) | Approved by: Technical Manager |
| Test Report S/N: 1C2302130007-05.BCG | Test Dates: 2/10/2023 - 4/25/2023 | EUT Type: Head Mounted Device | Page 98 of 388 |

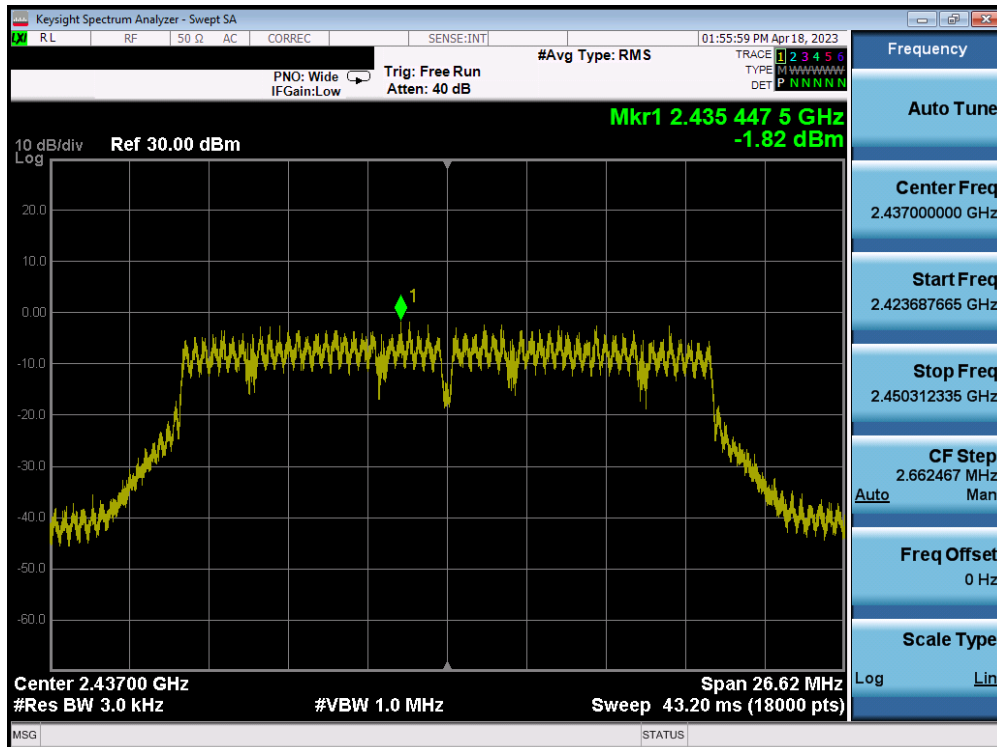


Plot 7-114. Power Spectral Density Plot ANT2 (802.11g – Ch. 11) – 48Mbps

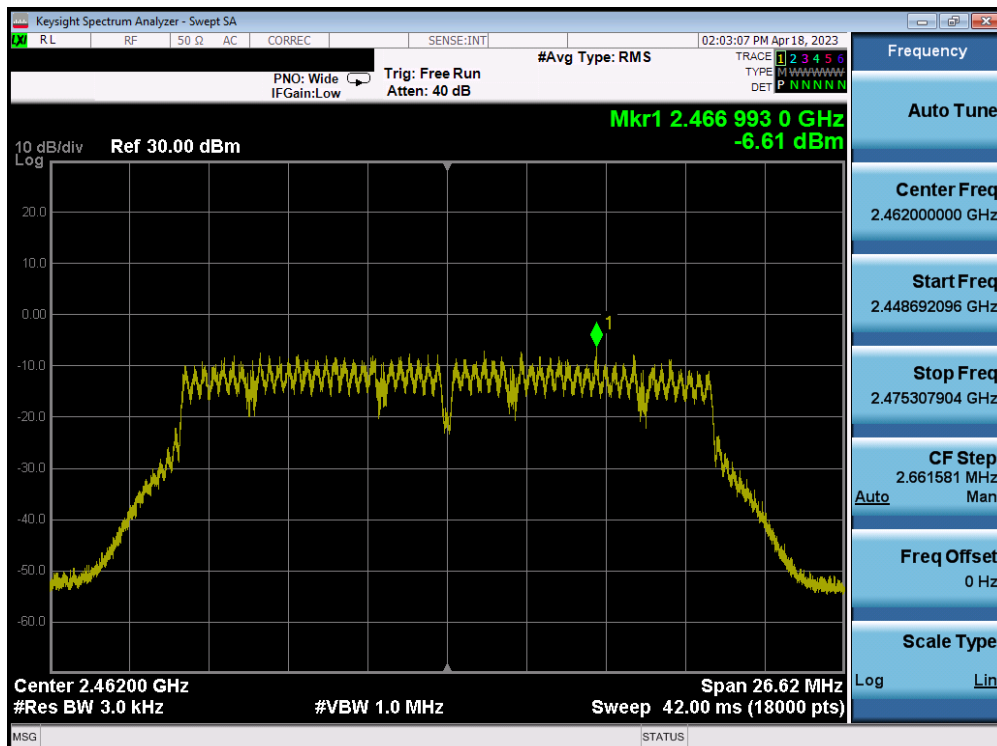


Plot 7-115. Power Spectral Density Plot ANT2 (802.11n (2.4GHz) – Ch. 1) – MCS7

| | | | |
|---|--------------------------------------|---------------------------------------|-----------------------------------|
| FCC ID: BCGA2117 IC: 579C-A2117 | | MEASUREMENT REPORT (CERTIFICATION) | Approved by: Technical Manager |
| Test Report S/N: 1C2302130007-05.BCG | Test Dates: 2/10/2023 - 4/25/2023 | EUT Type: Head Mounted Device | Page 99 of 388 |

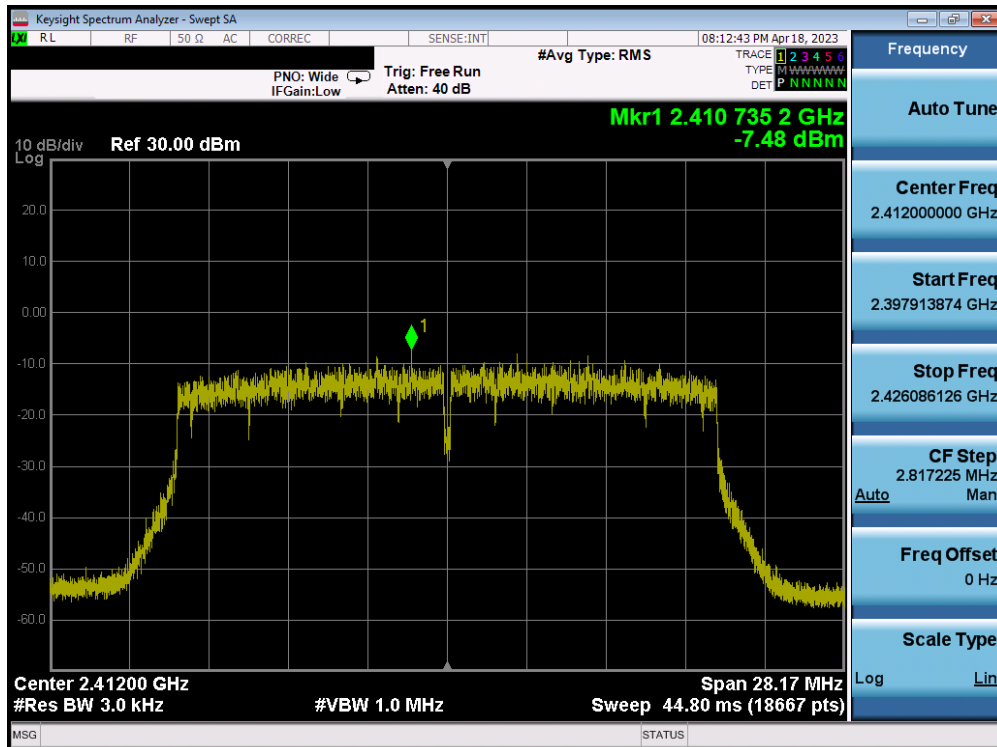


Plot 7-116. Power Spectral Density Plot ANT2 (802.11n (2.4GHz) – Ch. 6) – MCS7

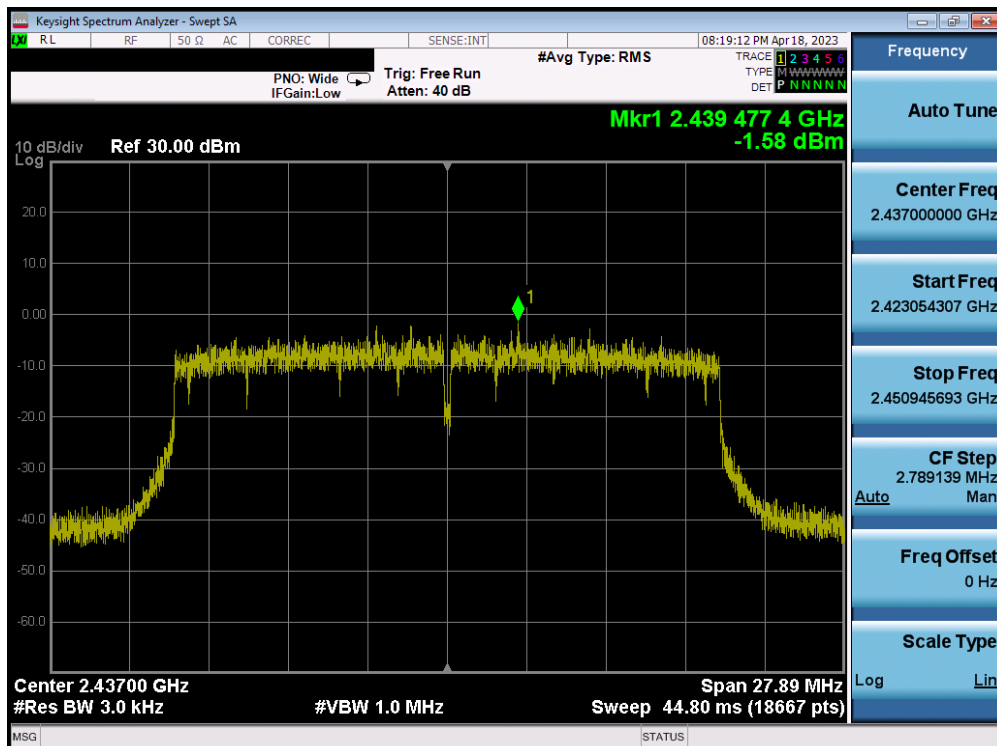


Plot 7-117. Power Spectral Density Plot ANT2 (802.11n (2.4GHz) – Ch. 11) – MCS7

| | | | |
|---|--------------------------------------|---------------------------------------|-----------------------------------|
| FCC ID: BCGA2117 IC: 579C-A2117 | | MEASUREMENT REPORT (CERTIFICATION) | Approved by: Technical Manager |
| Test Report S/N: 1C2302130007-05.BCG | Test Dates: 2/10/2023 - 4/25/2023 | EUT Type: Head Mounted Device | Page 100 of 388 |

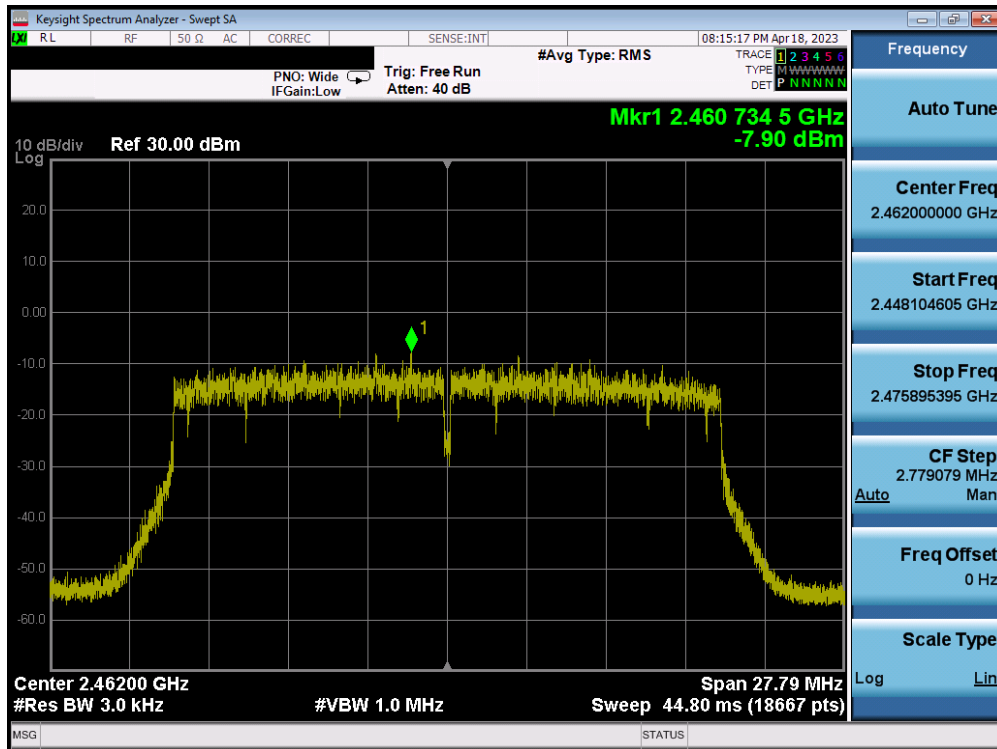


Plot 7-118. Power Spectral Density Plot ANT2 (802.11ax (SU - 2.4GHz) – Ch. 1) – MCS9



Plot 7-119. Power Spectral Density Plot ANT2 (802.11ax (SU - 2.4GHz) – Ch. 6) – MCS9

| | | | |
|---|--------------------------------------|---------------------------------------|-----------------------------------|
| FCC ID: BCGA2117 IC: 579C-A2117 | | MEASUREMENT REPORT (CERTIFICATION) | Approved by: Technical Manager |
| Test Report S/N: 1C2302130007-05.BCG | Test Dates: 2/10/2023 - 4/25/2023 | EUT Type: Head Mounted Device | Page 101 of 388 |



Plot 7-120. Power Spectral Density Plot ANT2 (802.11ax (SU - 2.4GHz) – Ch. 11) – MCS9

| | | |
|--|---|---|
| FCC ID: BCGA2117 IC: 579C-A2117 |  MEASUREMENT REPORT (CERTIFICATION) | Approved by: Technical Manager |
| Test Report S/N: 1C2302130007-05.BCG | | Test Dates: 2/10/2023 - 4/25/2023 |



CDD Power Spectral Density Measurements

| Frequency [MHz] | Channel No. | 802.11 Mode | Data Rate [Mbps] | Ant1 Power Spectral Density [dBm / 3kHz] | Ant2 Power Spectral Density [dBm / 3kHz] | Summed CDD Power Spectral Density [dBm / 3kHz] | Maximum Permissible Power Density [dBm / 3kHz] | Margin [dB] | Pass / Fail |
|-----------------|-------------|-------------|------------------|--|--|--|--|-------------|-------------|
| 2412 | 1 | g | 12 | -5.70 | -5.89 | -2.79 | 8.00 | -10.79 | Pass |
| 2437 | 6 | g | 12 | -1.84 | -1.77 | 1.20 | 8.00 | -6.80 | Pass |
| 2462 | 11 | g | 12 | -6.81 | -6.00 | -3.38 | 8.00 | -11.38 | Pass |
| 2412 | 1 | n | 39/43.3 (MCS10) | -5.02 | -5.43 | -2.21 | 8.00 | -10.21 | Pass |
| 2437 | 6 | n | 39/43.3 (MCS10) | -2.03 | -3.27 | 0.40 | 8.00 | -7.60 | Pass |
| 2462 | 11 | n | 39/43.3 (MCS10) | -5.32 | -6.02 | -2.65 | 8.00 | -10.65 | Pass |
| 2412 | 1 | ax (SU) | 24/25.8 (MCS2) | -6.79 | -6.25 | -3.50 | 8.00 | -11.50 | Pass |
| 2437 | 6 | ax (SU) | 24/25.8 (MCS2) | -3.56 | -3.24 | -0.39 | 8.00 | -8.39 | Pass |
| 2462 | 11 | ax (SU) | 24/25.8 (MCS2) | -6.57 | -5.79 | -3.15 | 8.00 | -11.15 | Pass |

Table 7-44.CDD Conducted Power Density Measurements (Low Data Rate)

| Frequency [MHz] | Channel No. | 802.11 Mode | Data Rate [Mbps] | Ant1 Power Spectral Density [dBm / 3kHz] | Ant2 Power Spectral Density [dBm / 3kHz] | Summed CDD Power Spectral Density [dBm / 3kHz] | Maximum Permissible Power Density [dBm / 3kHz] | Margin [dB] | Pass / Fail |
|-----------------|-------------|-------------|------------------|--|--|--|--|-------------|-------------|
| 2412 | 1 | g | 24 | -6.53 | -7.09 | -3.79 | 8.00 | -11.79 | Pass |
| 2437 | 6 | g | 24 | -1.63 | -1.71 | 1.34 | 8.00 | -6.66 | Pass |
| 2462 | 11 | g | 24 | -6.59 | -6.56 | -3.57 | 8.00 | -11.57 | Pass |
| 2412 | 1 | n | 78/86.7 (MCS12) | -7.31 | -6.97 | -4.13 | 8.00 | -12.13 | Pass |
| 2437 | 6 | n | 78/86.7 (MCS12) | -2.18 | -2.10 | 0.87 | 8.00 | -7.13 | Pass |
| 2462 | 11 | n | 78/86.7 (MCS12) | -5.93 | -6.19 | -3.05 | 8.00 | -11.05 | Pass |
| 2412 | 1 | ax (SU) | 49/51.6 (MCS4) | -7.51 | -7.31 | -4.40 | 8.00 | -12.40 | Pass |
| 2437 | 6 | ax (SU) | 49/51.6 (MCS4) | -2.27 | -2.80 | 0.48 | 8.00 | -7.52 | Pass |
| 2462 | 11 | ax (SU) | 49/51.6 (MCS4) | -7.05 | -7.32 | -4.17 | 8.00 | -12.17 | Pass |

Table 7-45.CDD Conducted Power Density Measurements (Mid Data Rate)

| | | | |
|---|--------------------------------------|---|--|
| FCC ID: BCGA2117 IC: 579C-A2117 | | MEASUREMENT REPORT (CERTIFICATION) | Approved by: Technical Manager |
| Test Report S/N: 1C2302130007-05.BCG | Test Dates: 2/10/2023 - 4/25/2023 | EUT Type: Head Mounted Device | Page 103 of 388 |

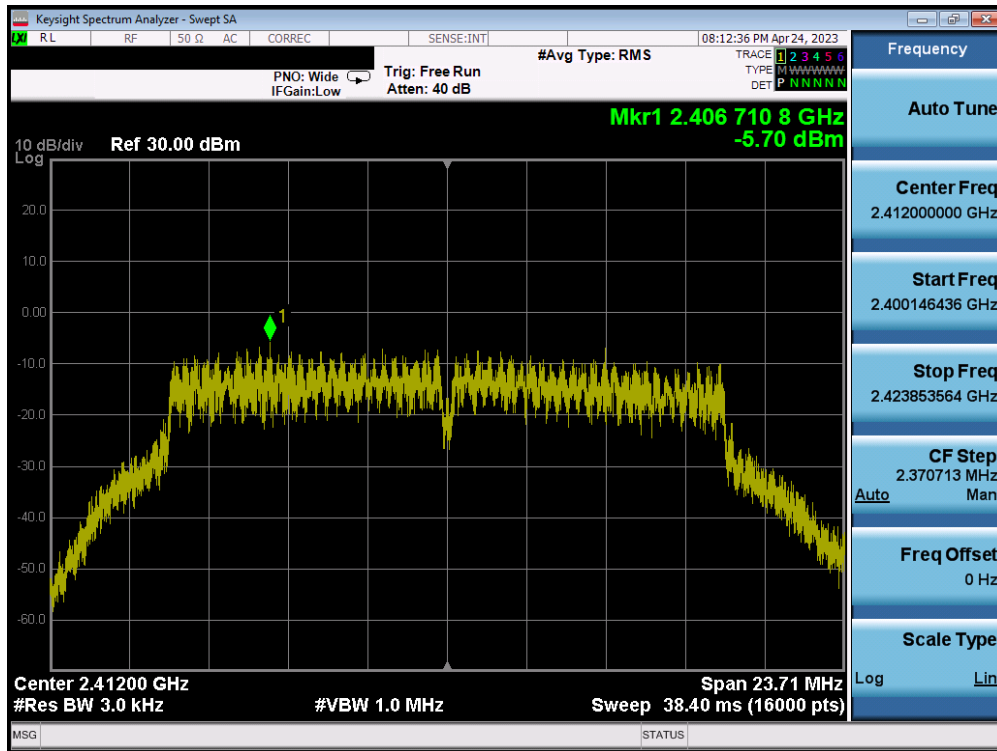
V 10.5 12/15/2021

Unless otherwise specified, no part of this report may be reproduced or utilized in any part, form or by any means, electronic or mechanical, including photocopying and microfilm, without permission in writing from Element Materials Technology Morgan Hill. If you have any questions about this or have an enquiry about obtaining additional rights to this report or assembly of contents thereof, please contact ct.info@element.com.

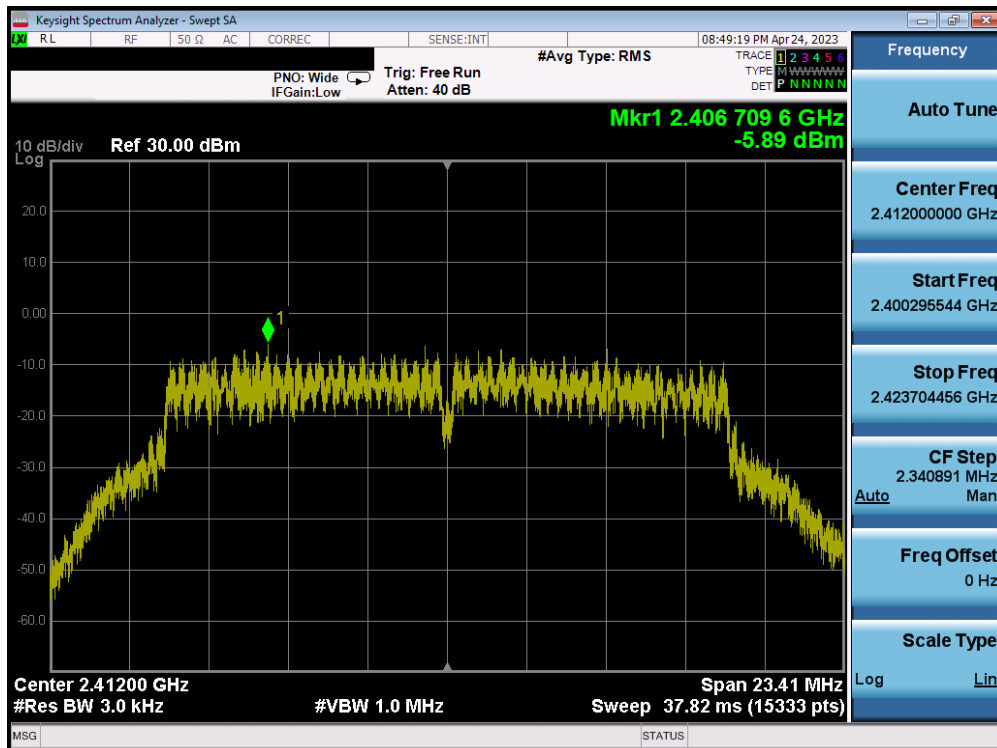
| Frequency [MHz] | Channel No. | 802.11 Mode | Data Rate [Mbps] | Ant1 Power Spectral Density [dBm / 3kHz] | Ant2 Power Spectral Density [dBm / 3kHz] | Summed CDD Power Spectral Density [dBm / 3kHz] | Maximum Permissible Power Density [dBm / 3kHz] | Margin [dB] | Pass / Fail |
|-----------------|-------------|-------------|-------------------|--|--|--|--|-------------|-------------|
| 2412 | 1 | g | 48 | -7.35 | -7.61 | -4.47 | 8.00 | -12.47 | Pass |
| 2437 | 6 | g | 48 | -2.84 | -2.85 | 0.17 | 8.00 | -7.83 | Pass |
| 2462 | 11 | g | 48 | -7.97 | -7.86 | -4.90 | 8.00 | -12.90 | Pass |
| 2412 | 1 | n | 130/144.4 (MCS15) | -7.05 | -7.86 | -4.43 | 8.00 | -12.43 | Pass |
| 2437 | 6 | n | 130/144.4 (MCS15) | -2.29 | -1.63 | 1.06 | 8.00 | -6.94 | Pass |
| 2462 | 11 | n | 130/144.4 (MCS15) | -7.26 | -7.83 | -4.53 | 8.00 | -12.53 | Pass |
| 2412 | 1 | ax (SU) | 108/114.7 (MCS9) | -7.01 | -8.11 | -4.51 | 8.00 | -12.51 | Pass |
| 2437 | 6 | ax (SU) | 108/114.7 (MCS9) | -2.64 | -2.92 | 0.23 | 8.00 | -7.77 | Pass |
| 2462 | 11 | ax (SU) | 108/114.7 (MCS9) | -7.14 | -8.13 | -4.60 | 8.00 | -12.60 | Pass |

Table 7-46.CDD Conducted Power Density Measurements (High Data Rate)

| | | | |
|--|---|---|--|
| FCC ID: BCGA2117 IC: 579C-A2117 |  | MEASUREMENT REPORT (CERTIFICATION) | Approved by: Technical Manager |
| Test Report S/N: 1C2302130007-05.BCG | Test Dates: 2/10/2023 - 4/25/2023 | EUT Type: Head Mounted Device | Page 104 of 388 |

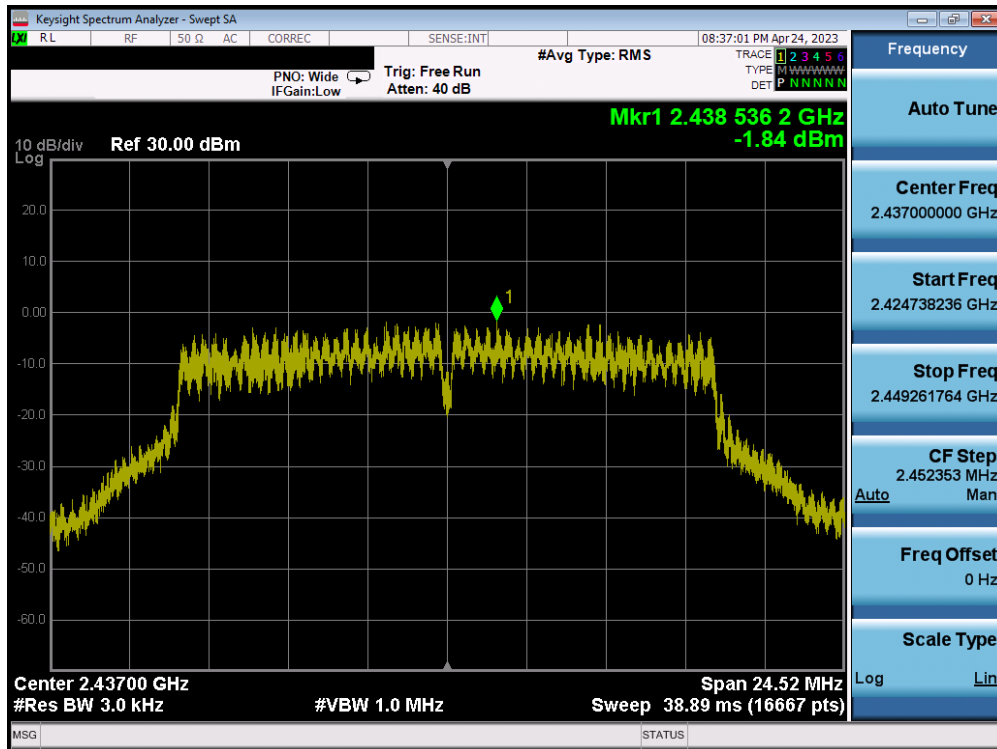


Plot 7-121. Power Spectral Density Plot CDD ANT1 (802.11g (2.4GHz) – Ch. 1) – 12Mbps

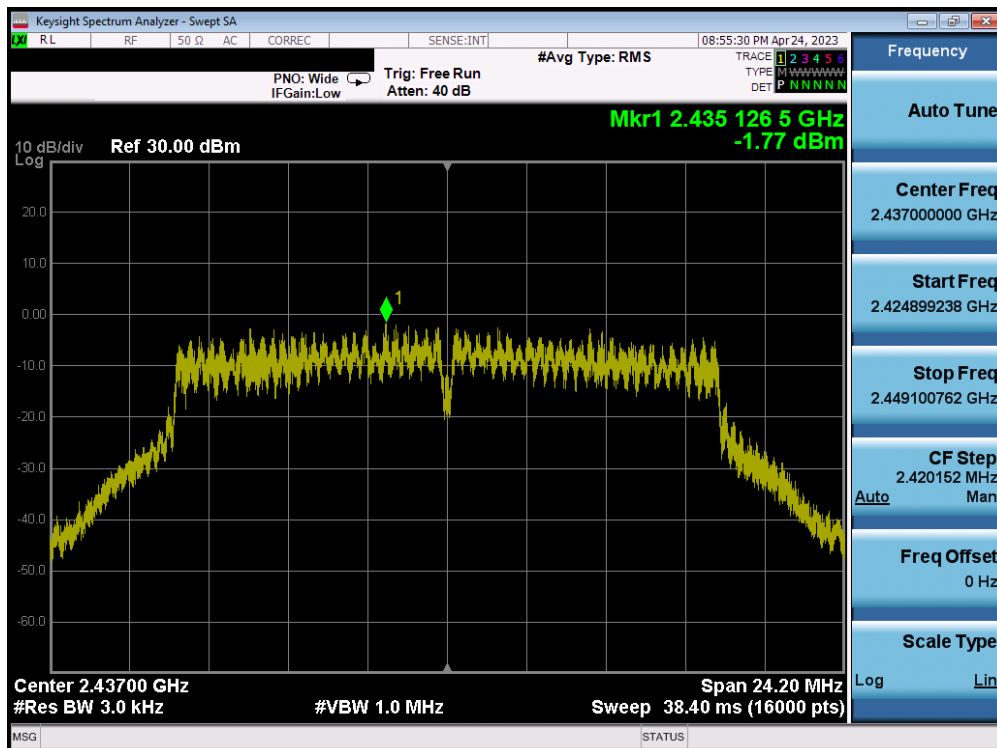


Plot 7-122. Power Spectral Density Plot CDD ANT2 (802.11g (2.4GHz) – Ch. 1) – 12Mbps

| | | | |
|---|--------------------------------------|---------------------------------------|-----------------------------------|
| FCC ID: BCGA2117 IC: 579C-A2117 | | MEASUREMENT REPORT (CERTIFICATION) | Approved by: Technical Manager |
| Test Report S/N: 1C2302130007-05.BCG | Test Dates: 2/10/2023 - 4/25/2023 | EUT Type: Head Mounted Device | Page 105 of 388 |

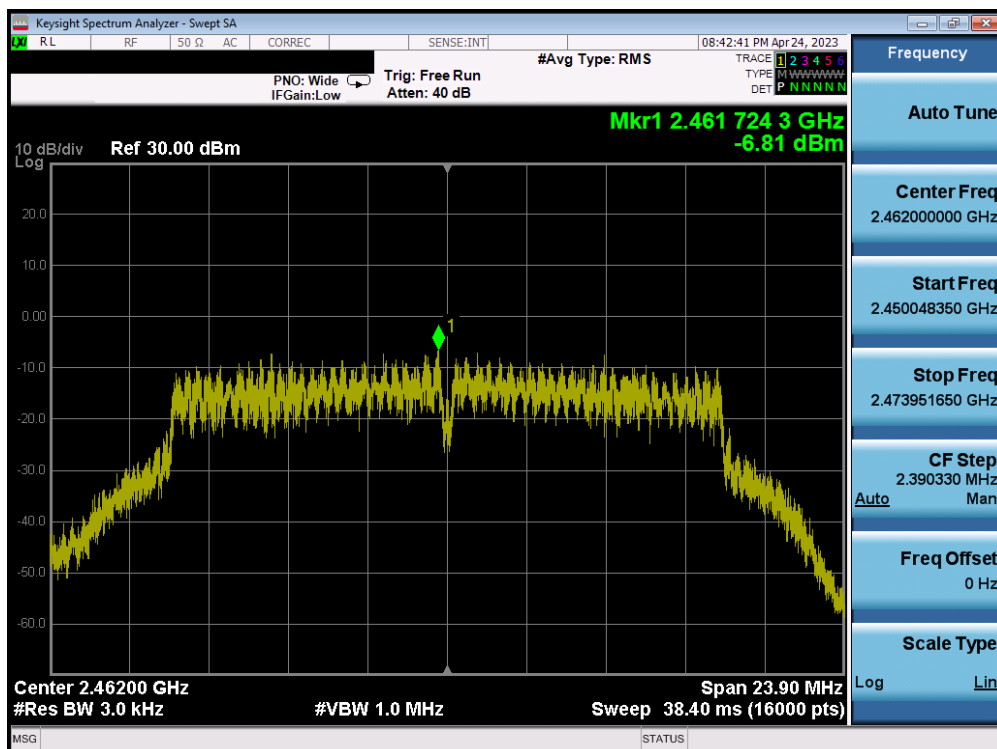


Plot 7-123. Power Spectral Density Plot CDD ANT1 (802.11g (2.4GHz) – Ch. 6) – 12Mbps

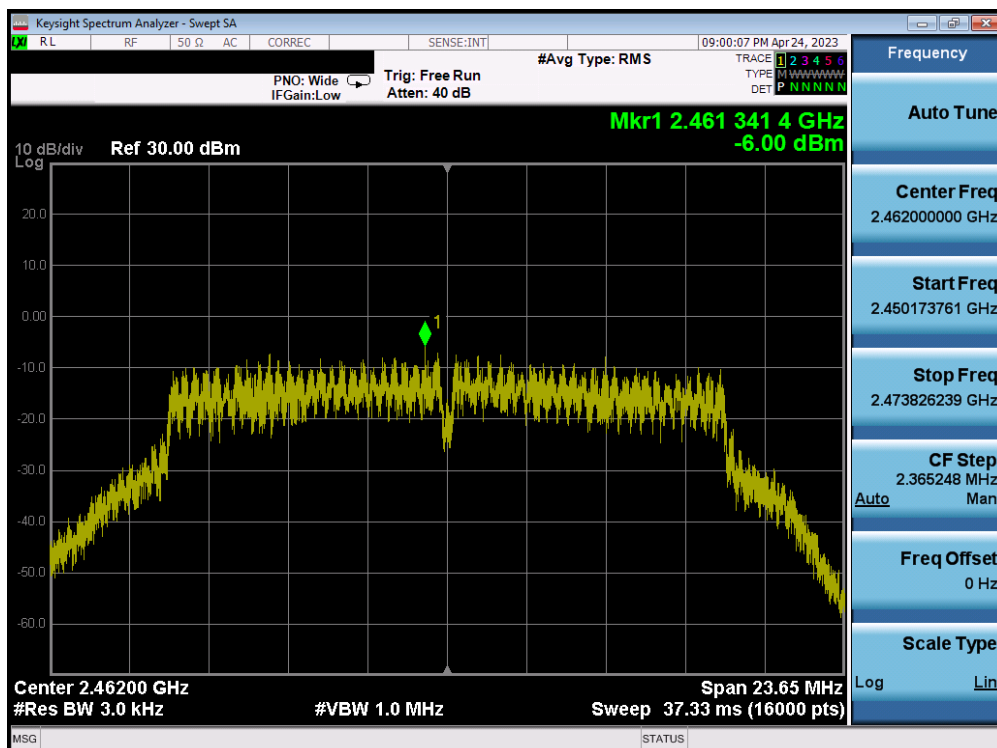


Plot 7-124. Power Spectral Density Plot CDD ANT2 (802.11g (2.4GHz) – Ch. 6) – 12Mbps

| | | | |
|---|--------------------------------------|---------------------------------------|-----------------------------------|
| FCC ID: BCGA2117 IC: 579C-A2117 | | MEASUREMENT REPORT (CERTIFICATION) | Approved by: Technical Manager |
| Test Report S/N: 1C2302130007-05.BCG | Test Dates: 2/10/2023 - 4/25/2023 | EUT Type: Head Mounted Device | Page 106 of 388 |

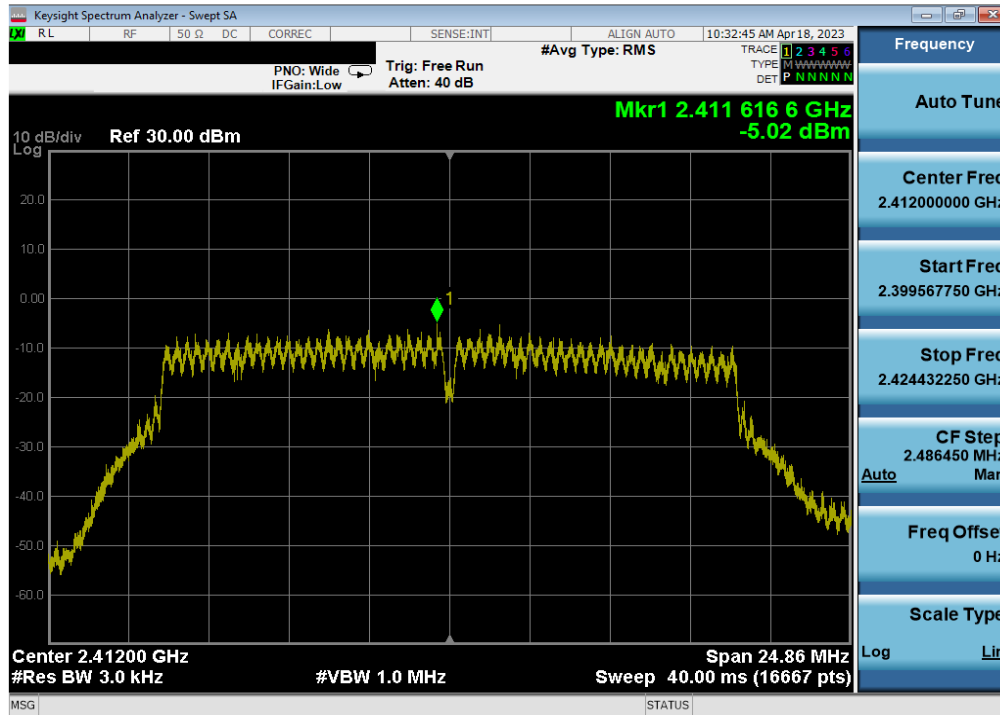


Plot 7-125. Power Spectral Density Plot CDD ANT1 (802.11g (2.4GHz) – Ch. 11) – 12Mbps

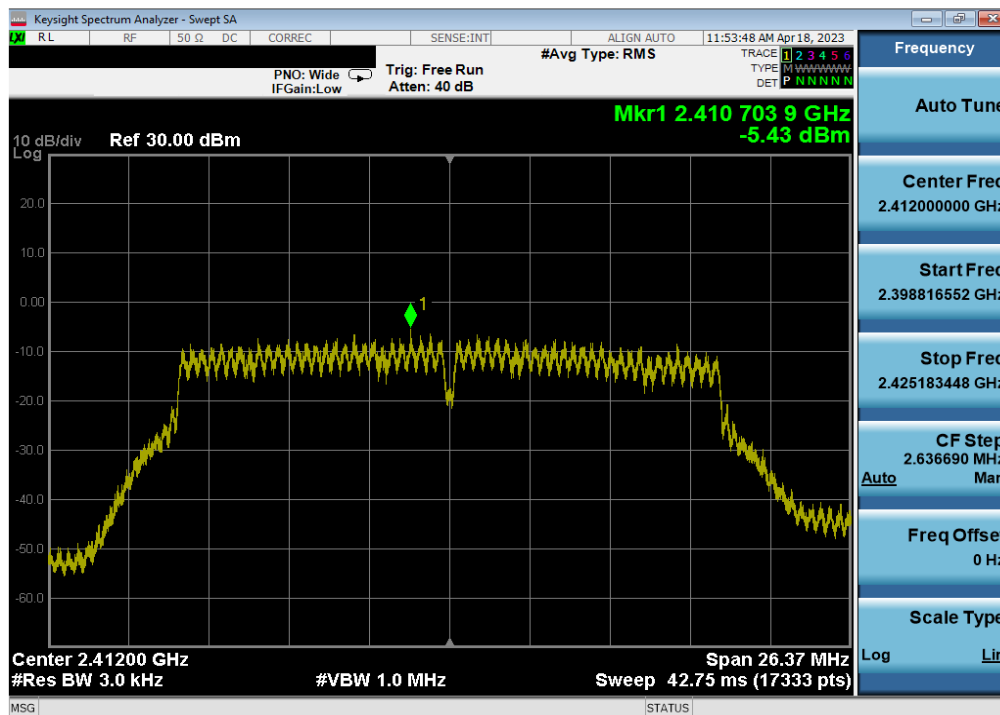


Plot 7-126. Power Spectral Density Plot CDD ANT2 (802.11g (2.4GHz) – Ch. 11) – 12Mbps

| | | | |
|---|--------------------------------------|---------------------------------------|-----------------------------------|
| FCC ID: BCGA2117 IC: 579C-A2117 | | MEASUREMENT REPORT (CERTIFICATION) | Approved by: Technical Manager |
| Test Report S/N: 1C2302130007-05.BCG | Test Dates: 2/10/2023 - 4/25/2023 | EUT Type: Head Mounted Device | Page 107 of 388 |

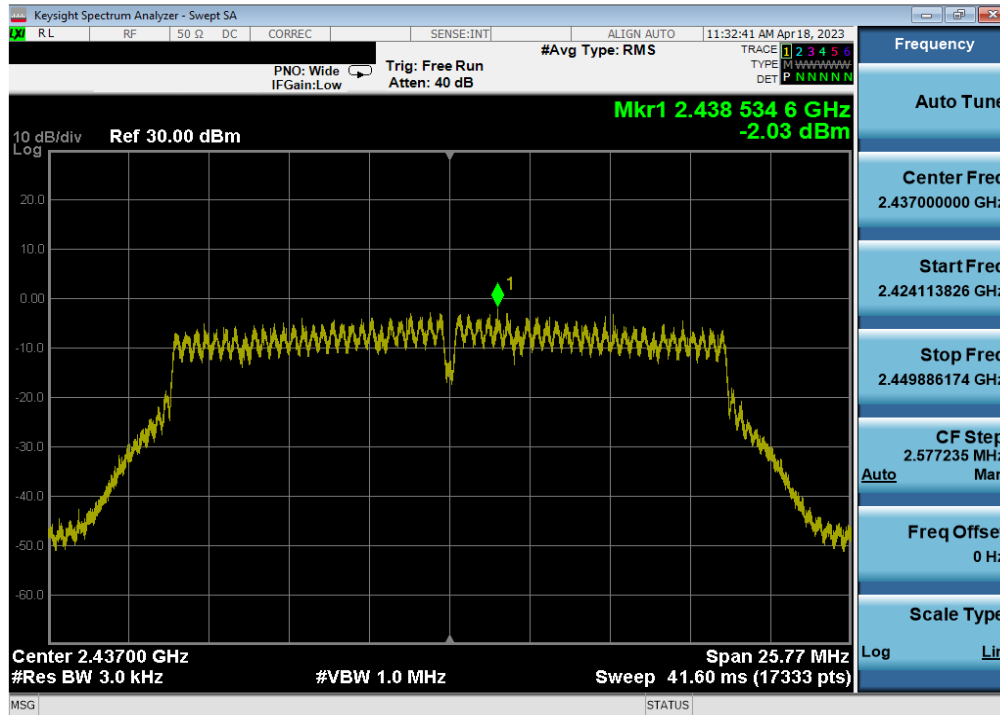


Plot 7-127. Power Spectral Density Plot CDD ANT1 (802.11n (2.4GHz) – Ch. 1) – MCS10

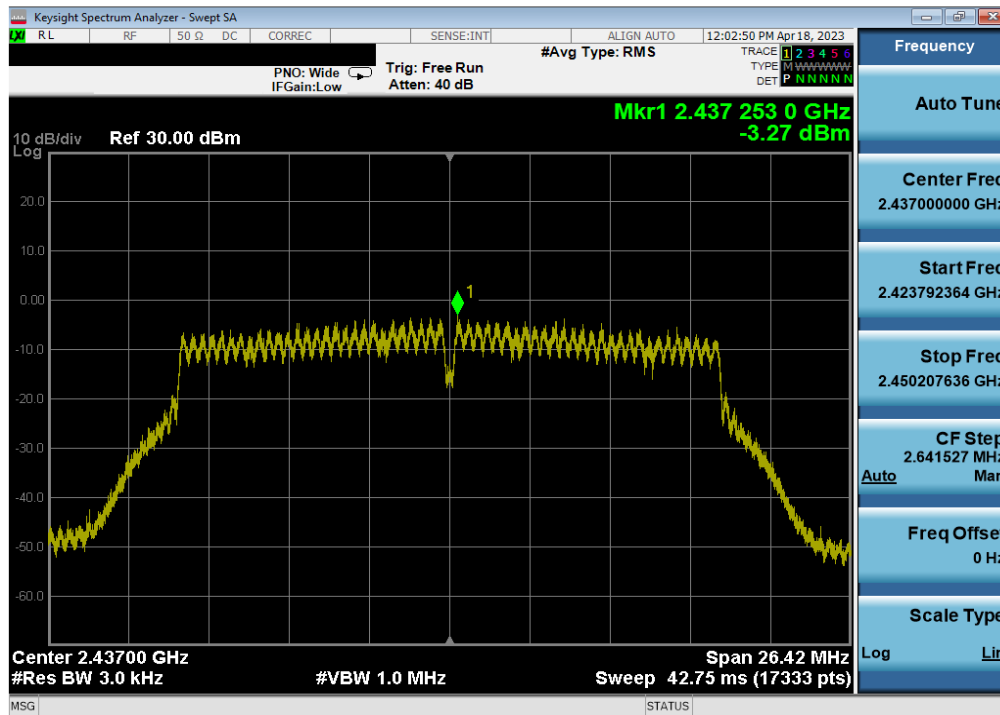


Plot 7-128. Power Spectral Density Plot CDD ANT2 (802.11n (2.4GHz) – Ch. 1) – MCS10

| | | | |
|---|---|---------------------------------------|-----------------------------------|
| FCC ID: BCGA2117 IC: 579C-A2117 |  | MEASUREMENT REPORT (CERTIFICATION) | Approved by: Technical Manager |
| Test Report S/N: 1C2302130007-05.BCG | Test Dates: 2/10/2023 - 4/25/2023 | EUT Type: Head Mounted Device | Page 108 of 388 |

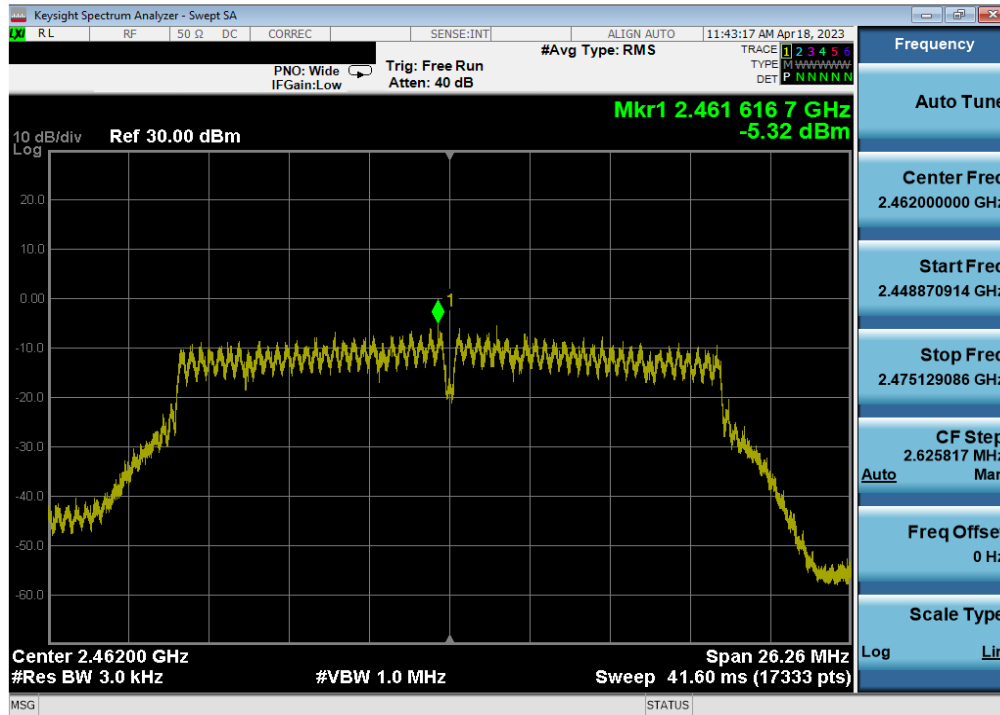


Plot 7-129. Power Spectral Density Plot CDD ANT1 (802.11n (2.4GHz) – Ch. 6) – MCS10

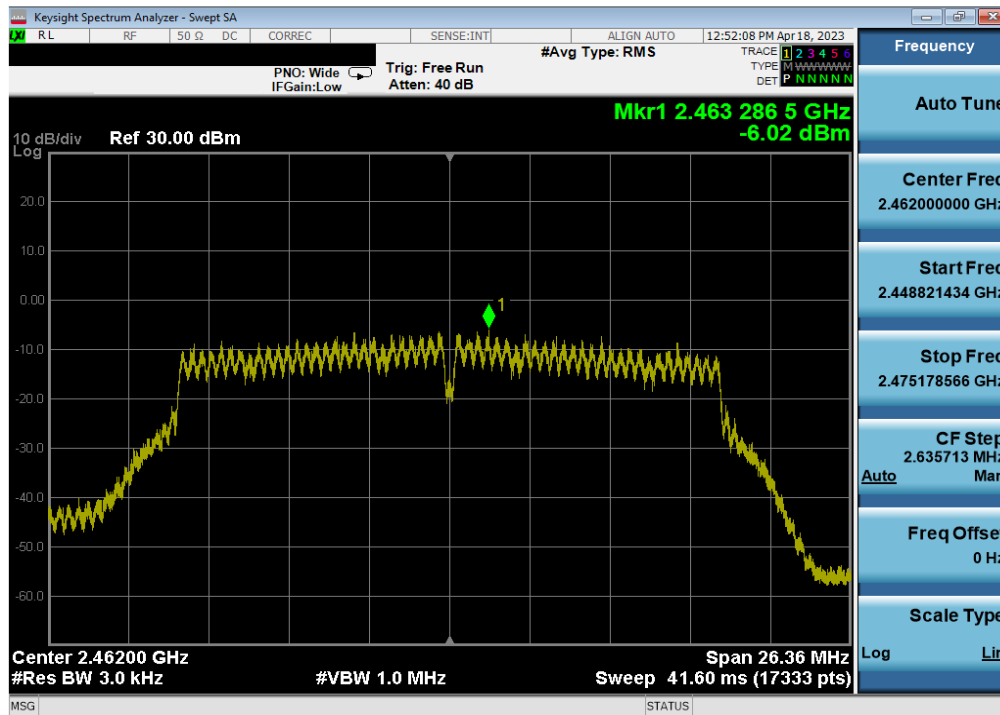


Plot 7-130. Power Spectral Density Plot CDD ANT2 (802.11n (2.4GHz) – Ch. 6) – MCS10

| | | | |
|---|---|---------------------------------------|-----------------------------------|
| FCC ID: BCGA2117 IC: 579C-A2117 |  | MEASUREMENT REPORT (CERTIFICATION) | Approved by: Technical Manager |
| Test Report S/N: 1C2302130007-05.BCG | Test Dates: 2/10/2023 - 4/25/2023 | EUT Type: Head Mounted Device | Page 109 of 388 |

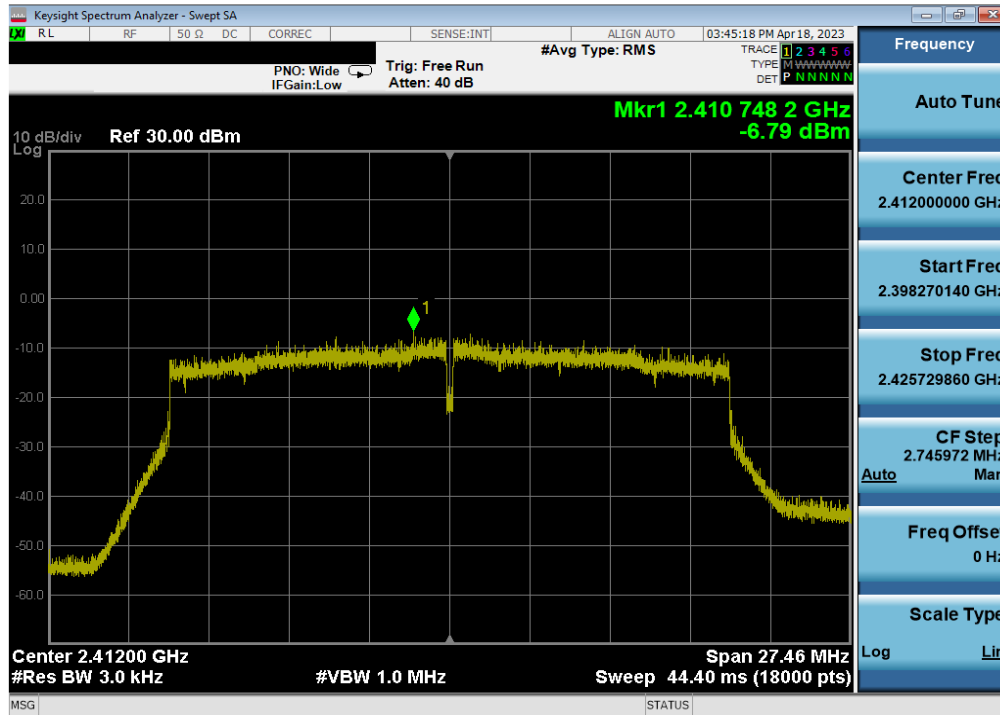


Plot 7-131. Power Spectral Density Plot CDD ANT1 (802.11n (2.4GHz) – Ch. 11) – MCS10

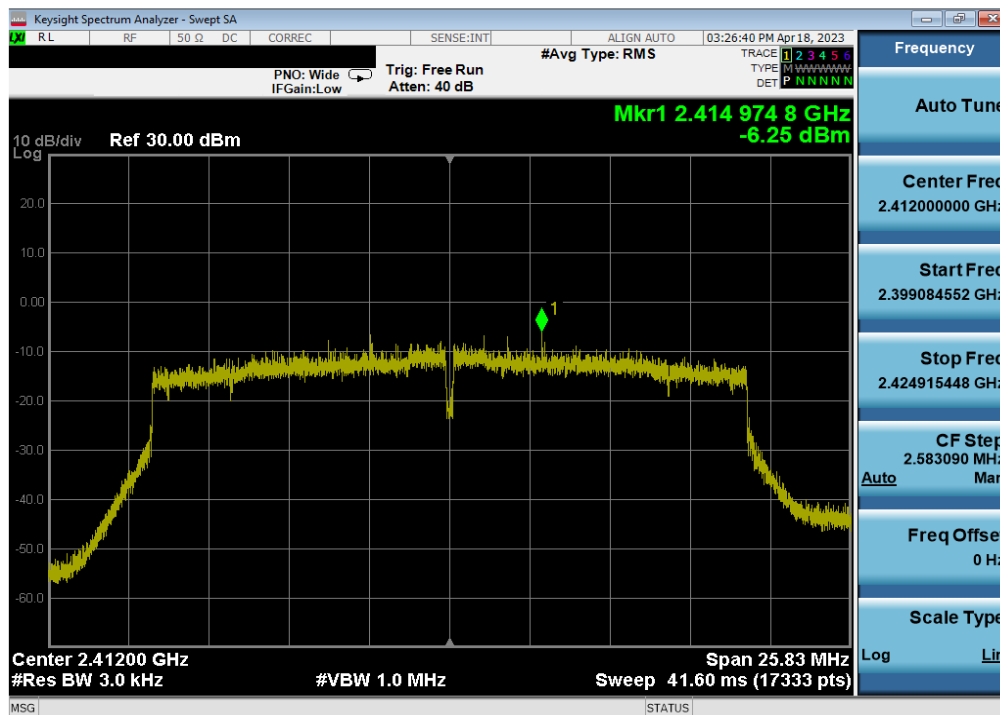


Plot 7-132. Power Spectral Density Plot CDD ANT2 (802.11n (2.4GHz) – Ch. 11) – MCS10

| | | | |
|---|---|---------------------------------------|-----------------------------------|
| FCC ID: BCGA2117 IC: 579C-A2117 |  | MEASUREMENT REPORT (CERTIFICATION) | Approved by: Technical Manager |
| Test Report S/N: 1C2302130007-05.BCG | Test Dates: 2/10/2023 - 4/25/2023 | EUT Type: Head Mounted Device | Page 110 of 388 |

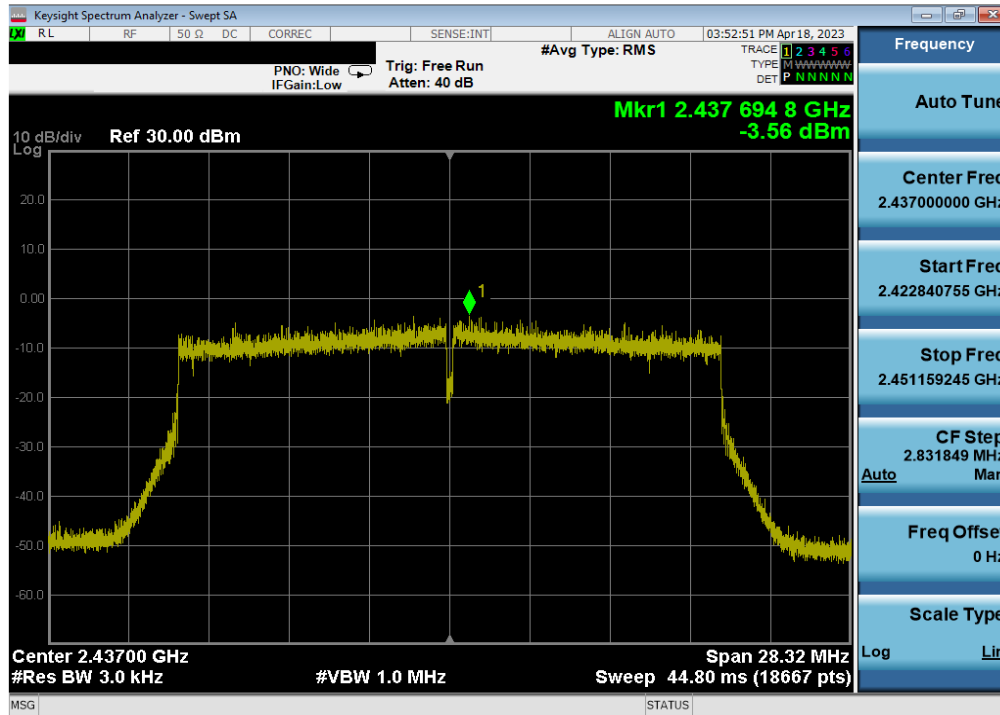


Plot 7-133. Power Spectral Density Plot CDD ANT1 (802.11ax (SU - 2.4GHz) – Ch. 1) – MCS2

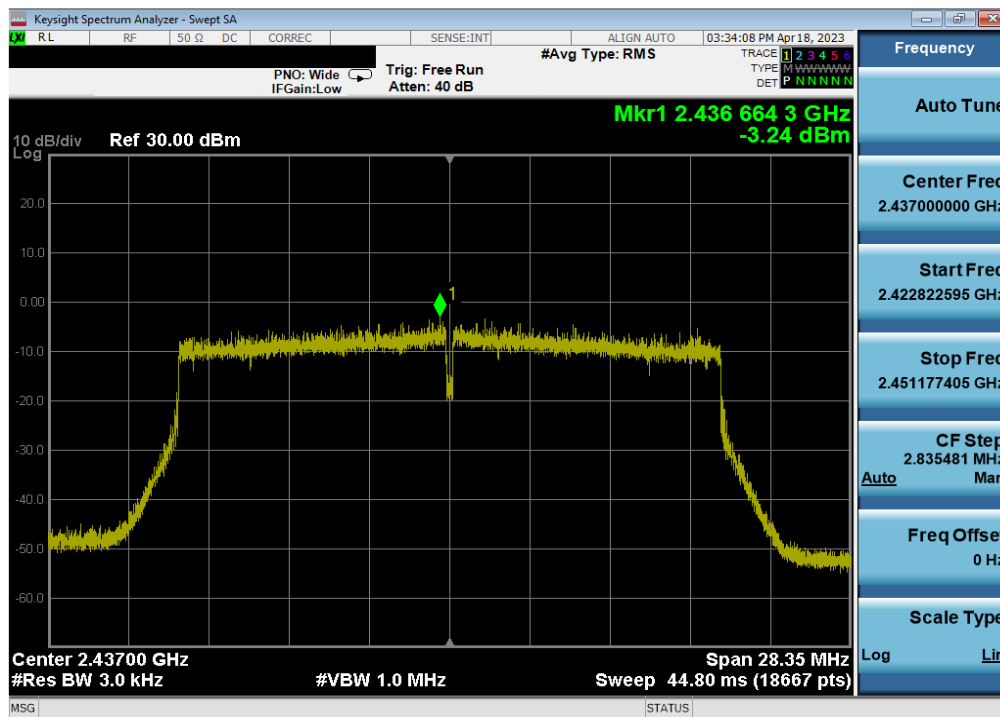


Plot 7-134. Power Spectral Density Plot CDD ANT2 (802.11ax (SU - 2.4GHz) – Ch. 1) – MCS2

| | | | |
|---|--------------------------------------|---------------------------------------|-----------------------------------|
| FCC ID: BCGA2117 IC: 579C-A2117 | | MEASUREMENT REPORT (CERTIFICATION) | Approved by: Technical Manager |
| Test Report S/N: 1C2302130007-05.BCG | Test Dates: 2/10/2023 - 4/25/2023 | EUT Type: Head Mounted Device | Page 111 of 388 |

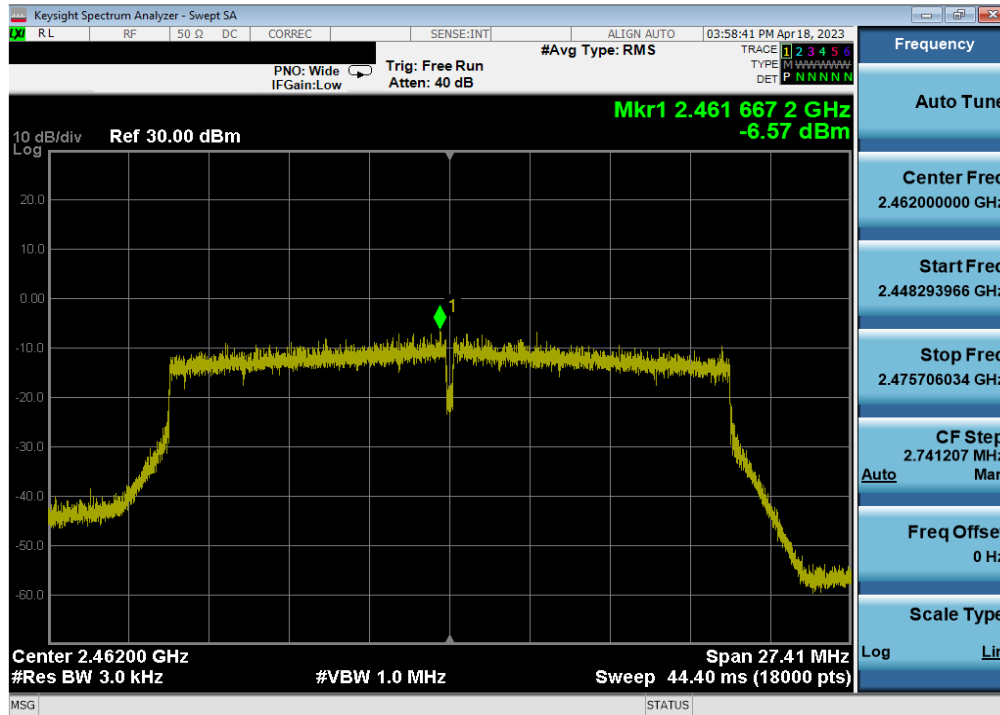


Plot 7-135. Power Spectral Density Plot CDD ANT1 (802.11ax (SU - 2.4GHz) – Ch. 6) – MCS2

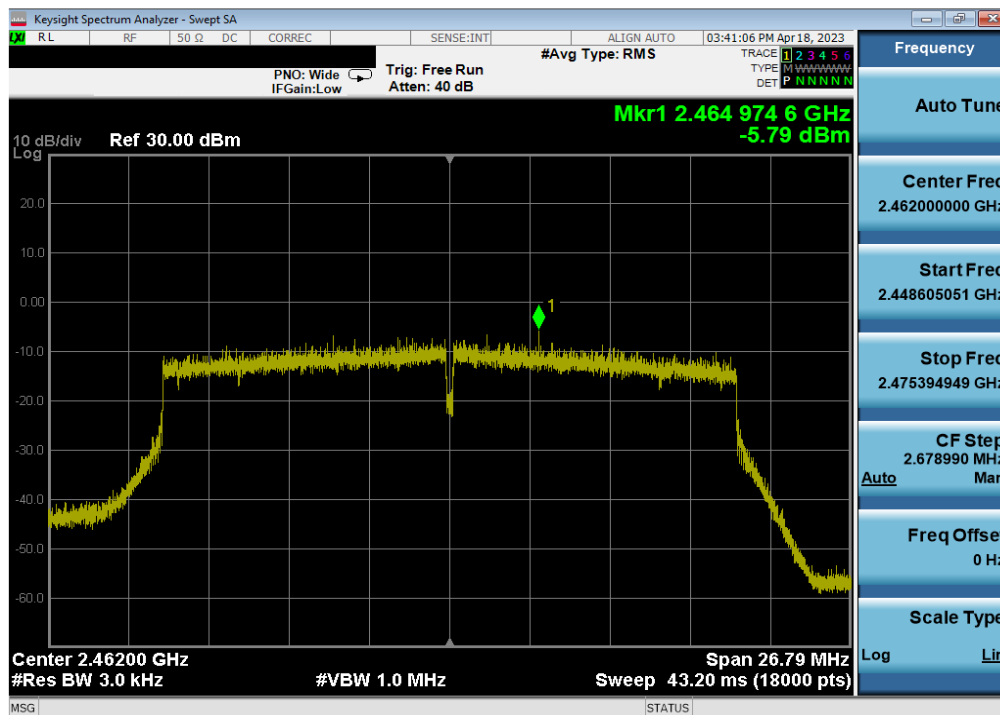


Plot 7-136. Power Spectral Density Plot CDD ANT2 (802.11ax (SU - 2.4GHz) – Ch. 6) – MCS2

| | | | |
|---|--------------------------------------|---------------------------------------|-----------------------------------|
| FCC ID: BCGA2117 IC: 579C-A2117 | | MEASUREMENT REPORT (CERTIFICATION) | Approved by: Technical Manager |
| Test Report S/N: 1C2302130007-05.BCG | Test Dates: 2/10/2023 - 4/25/2023 | EUT Type: Head Mounted Device | Page 112 of 388 |

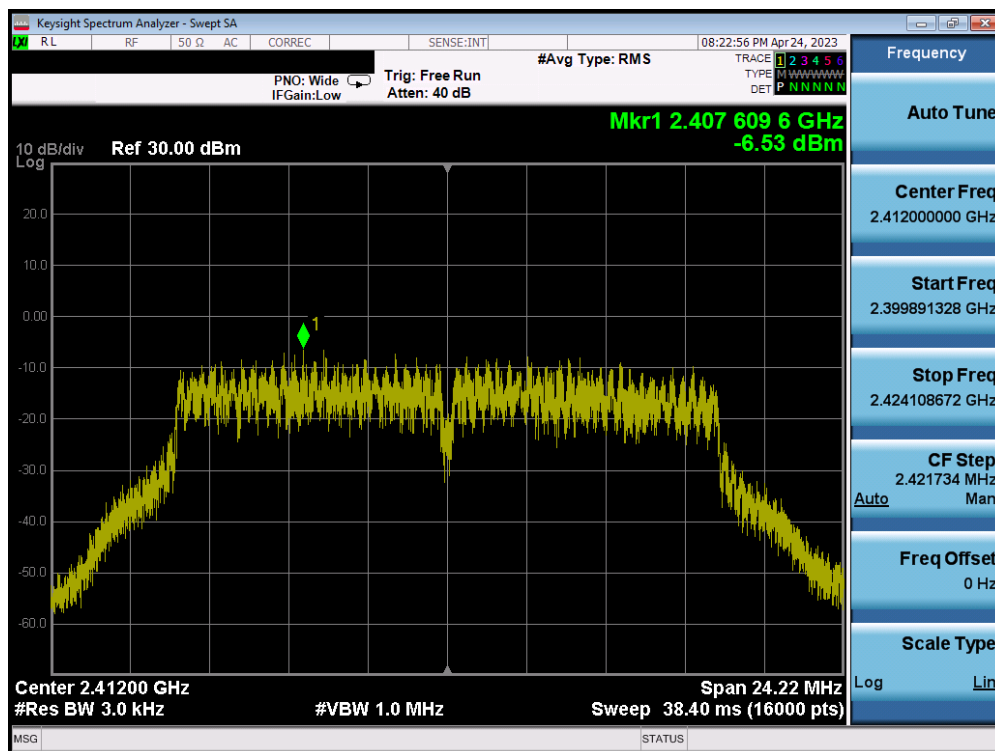


Plot 7-137. Power Spectral Density Plot CDD ANT1 (802.11ax (SU - 2.4GHz) – Ch. 11) – MCS2

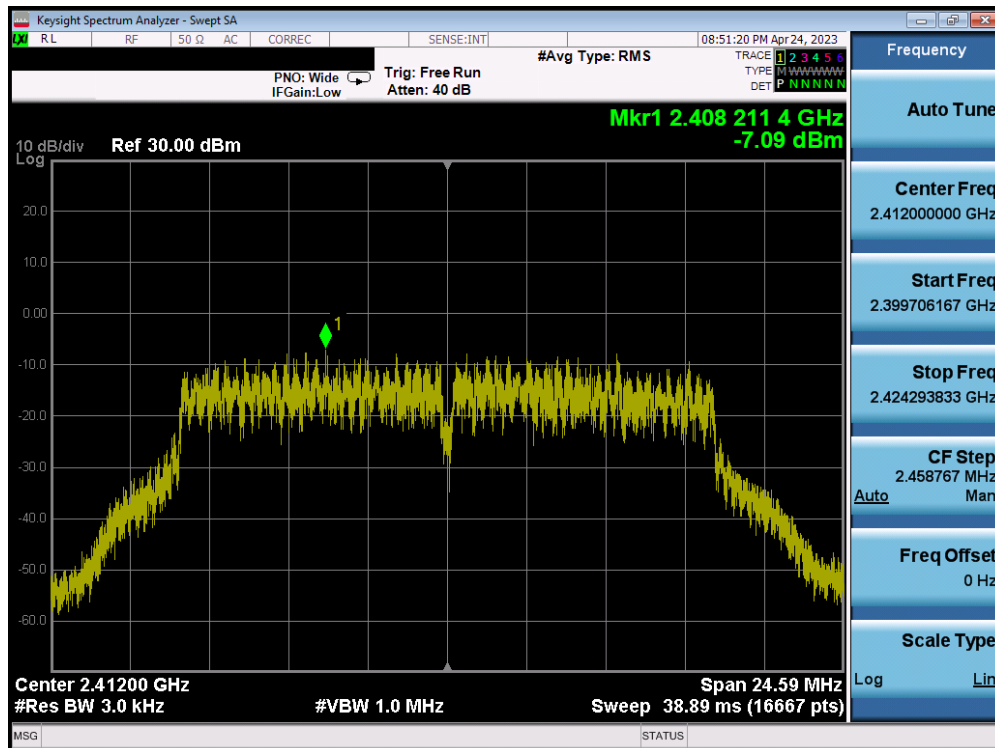


Plot 7-138. Power Spectral Density Plot CDD ANT2 (802.11ax (SU - 2.4GHz) – Ch. 11) – MCS2

| | | | |
|---|--------------------------------------|---------------------------------------|-----------------------------------|
| FCC ID: BCGA2117 IC: 579C-A2117 | | MEASUREMENT REPORT (CERTIFICATION) | Approved by: Technical Manager |
| Test Report S/N: 1C2302130007-05.BCG | Test Dates: 2/10/2023 - 4/25/2023 | EUT Type: Head Mounted Device | Page 113 of 388 |

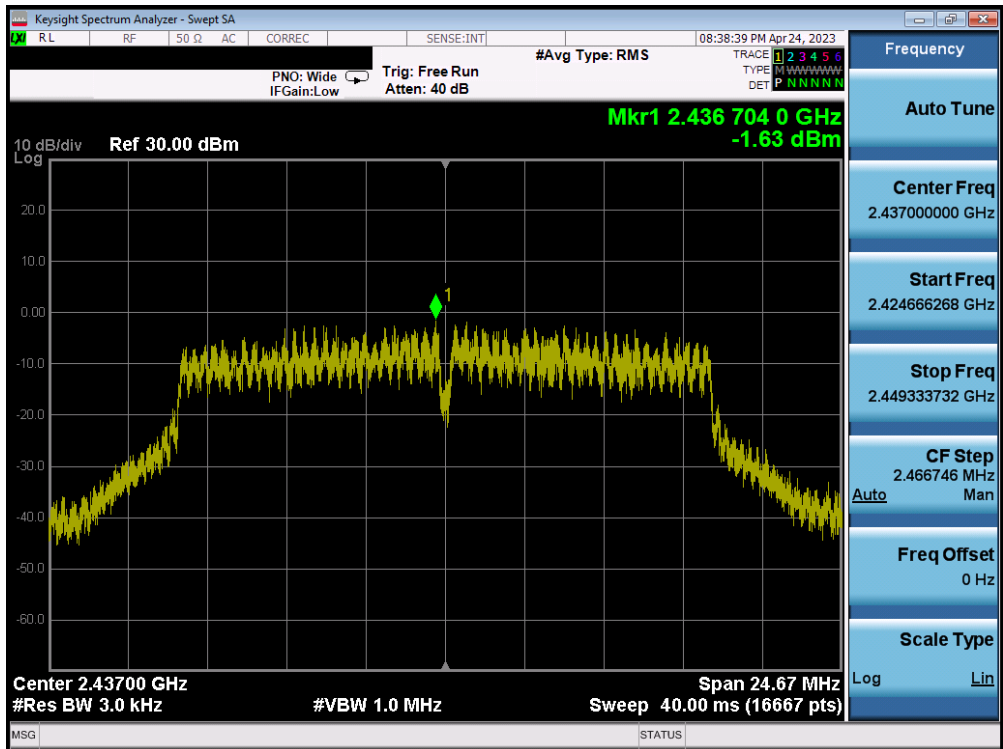


Plot 7-139. Power Spectral Density Plot CDD ANT1 (802.11g (2.4GHz) – Ch. 1) – 24Mbps

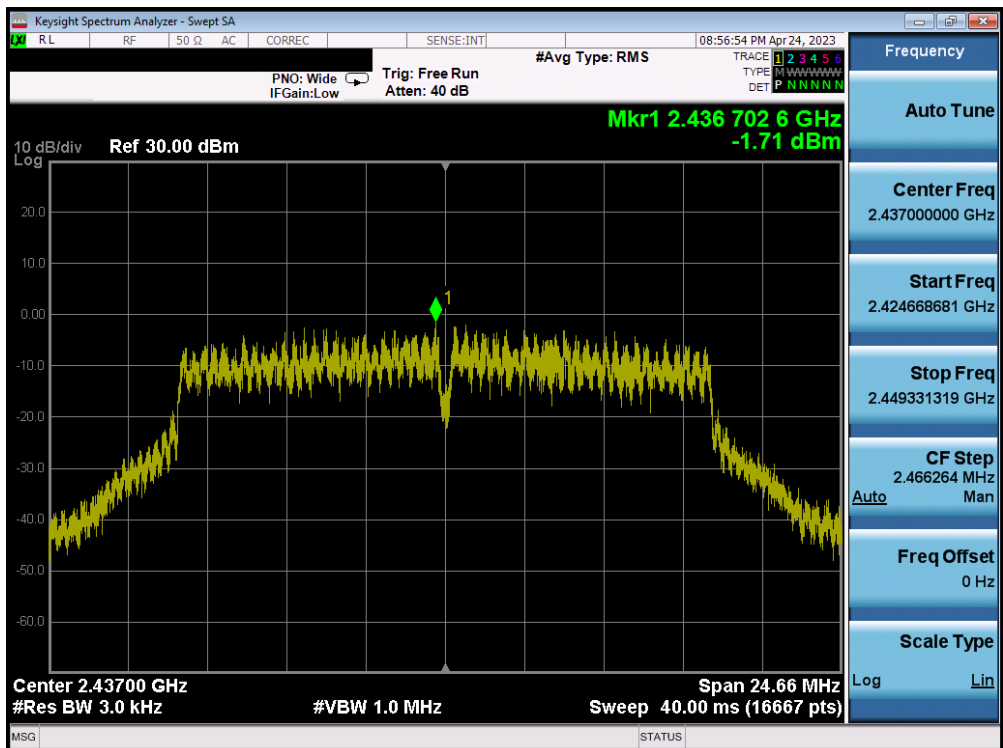


Plot 7-140. Power Spectral Density Plot CDD ANT2 (802.11g (2.4GHz) – Ch. 1) – 24Mbps

| | | | |
|---|--------------------------------------|---------------------------------------|-----------------------------------|
| FCC ID: BCGA2117 IC: 579C-A2117 | | MEASUREMENT REPORT (CERTIFICATION) | Approved by: Technical Manager |
| Test Report S/N: 1C2302130007-05.BCG | Test Dates: 2/10/2023 - 4/25/2023 | EUT Type: Head Mounted Device | Page 114 of 388 |

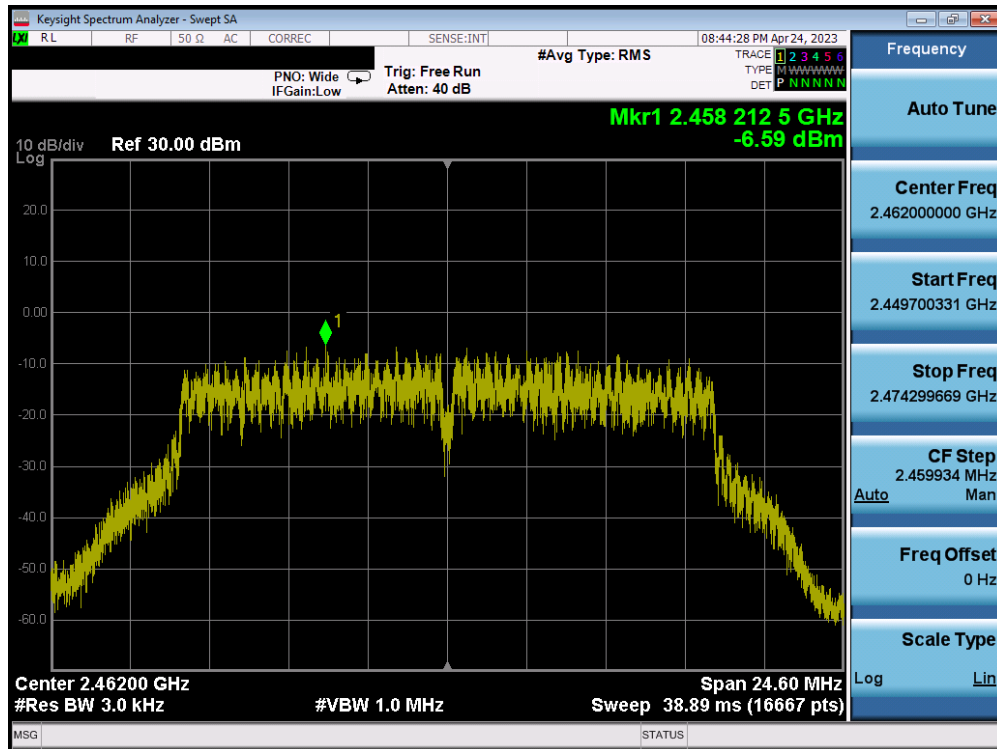


Plot 7-141. Power Spectral Density Plot CDD ANT1 (802.11g (2.4GHz) – Ch. 6) – 24Mbps

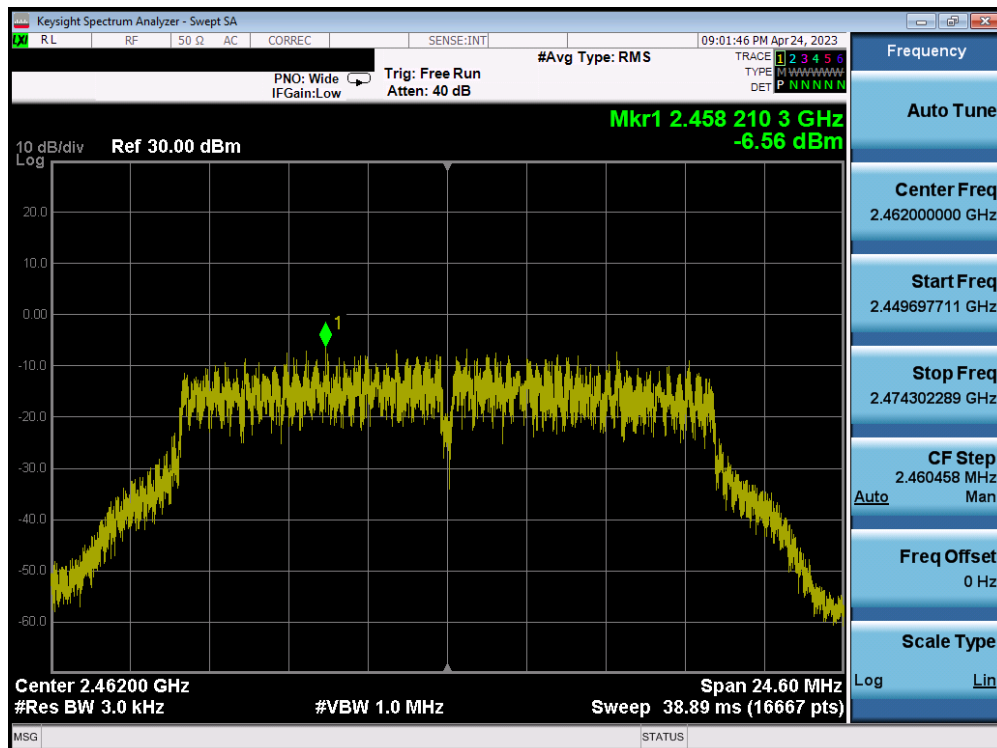


Plot 7-142. Power Spectral Density Plot CDD ANT2 (802.11g (2.4GHz) – Ch. 6) – 24Mbps

| | | | |
|---|--------------------------------------|---------------------------------------|-----------------------------------|
| FCC ID: BCGA2117 IC: 579C-A2117 | | MEASUREMENT REPORT (CERTIFICATION) | Approved by: Technical Manager |
| Test Report S/N: 1C2302130007-05.BCG | Test Dates: 2/10/2023 - 4/25/2023 | EUT Type: Head Mounted Device | Page 115 of 388 |

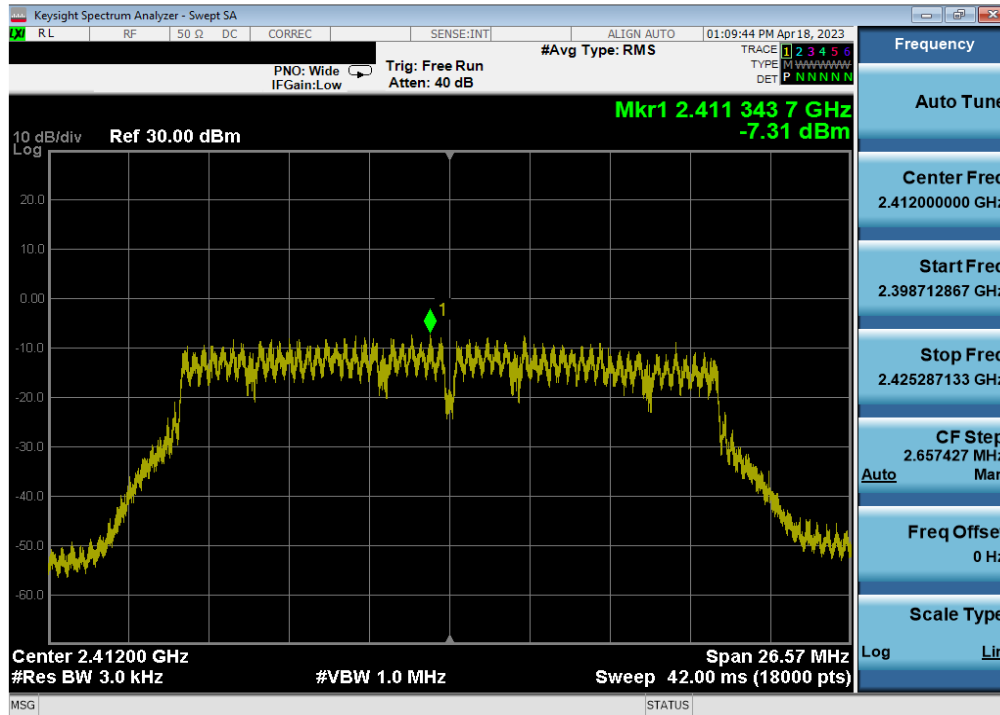


Plot 7-143. Power Spectral Density Plot CDD ANT1 (802.11g (2.4GHz) – Ch. 11) – 24Mbps

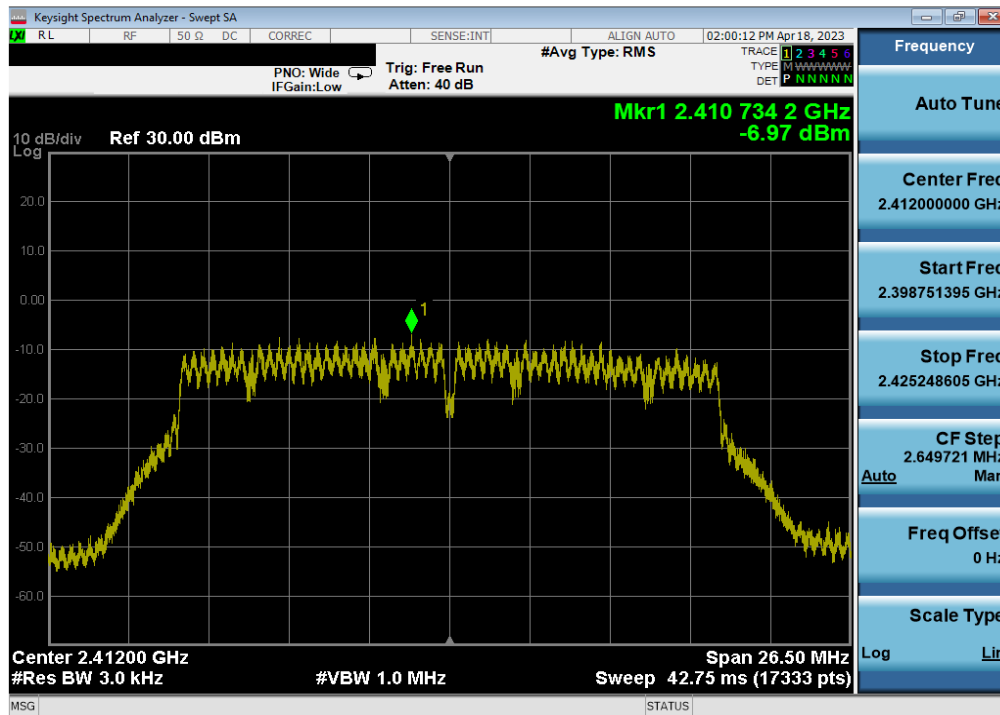


Plot 7-144. Power Spectral Density Plot CDD ANT2 (802.11g (2.4GHz) – Ch. 11) – 24Mbps

| | | | |
|---|--------------------------------------|---------------------------------------|-----------------------------------|
| FCC ID: BCGA2117 IC: 579C-A2117 | | MEASUREMENT REPORT (CERTIFICATION) | Approved by: Technical Manager |
| Test Report S/N: 1C2302130007-05.BCG | Test Dates: 2/10/2023 - 4/25/2023 | EUT Type: Head Mounted Device | Page 116 of 388 |

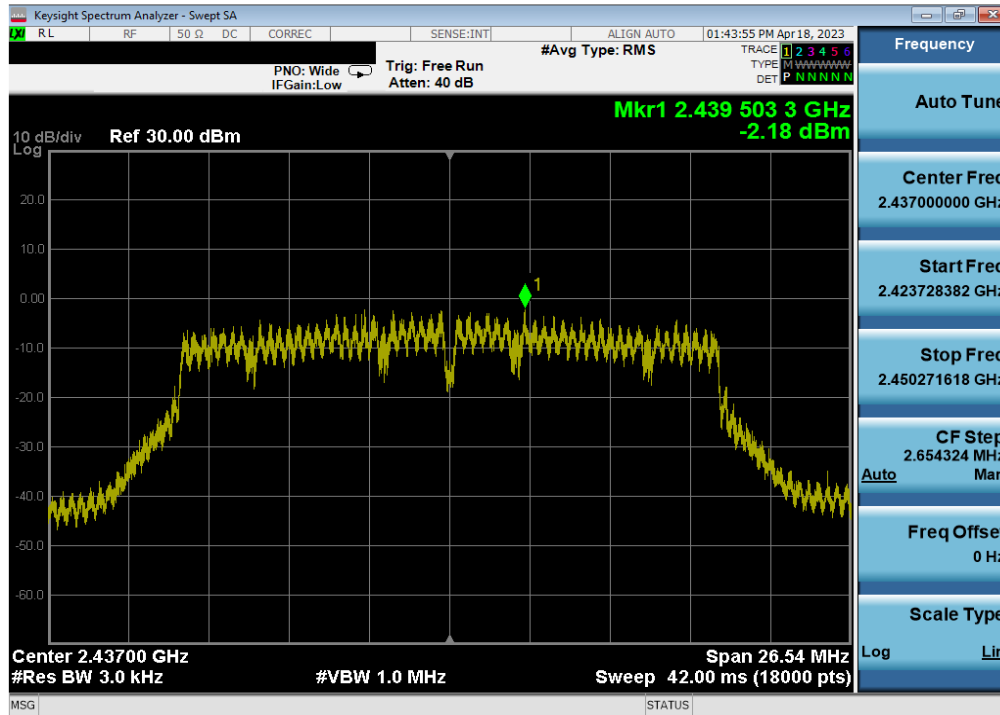


Plot 7-145. Power Spectral Density Plot CDD ANT1 (802.11n (2.4GHz) – Ch. 1) – MCS12

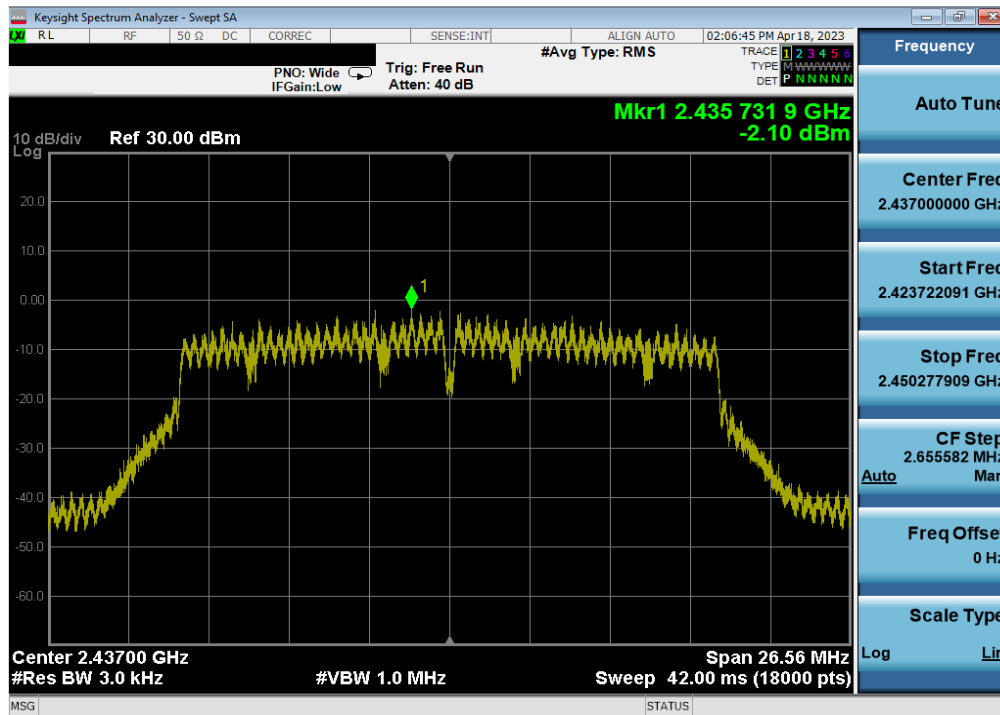


Plot 7-146. Power Spectral Density Plot CDD ANT2 (802.11n (2.4GHz) – Ch. 1) – MCS12

| | | | |
|---|---|---------------------------------------|-----------------------------------|
| FCC ID: BCGA2117 IC: 579C-A2117 |  | MEASUREMENT REPORT (CERTIFICATION) | Approved by: Technical Manager |
| Test Report S/N: 1C2302130007-05.BCG | Test Dates: 2/10/2023 - 4/25/2023 | EUT Type: Head Mounted Device | Page 117 of 388 |

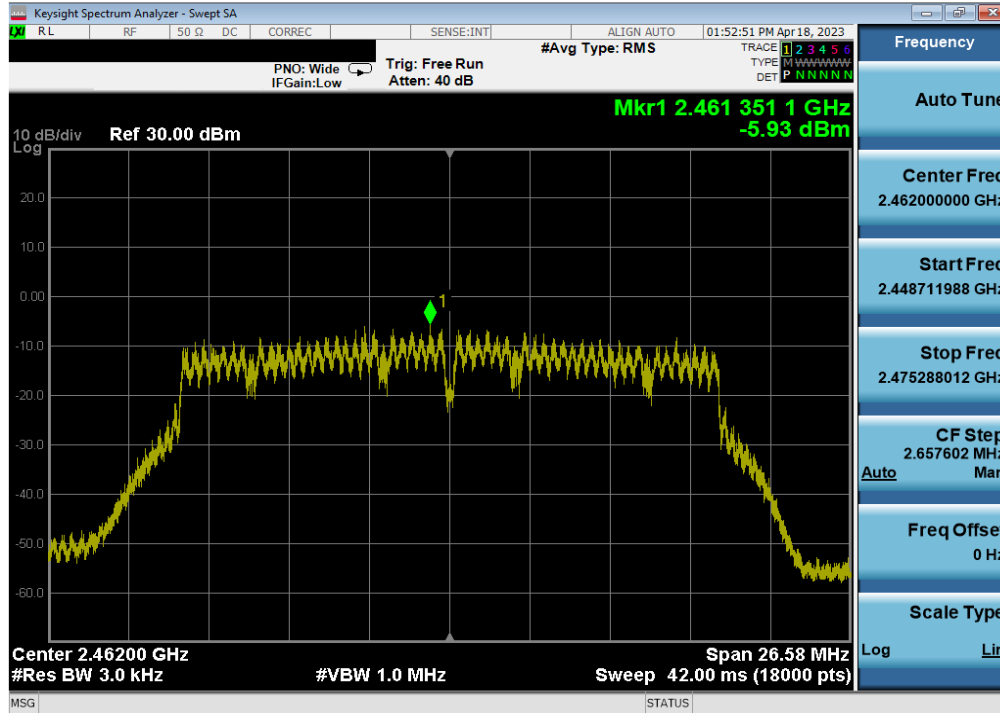


Plot 7-147. Power Spectral Density Plot CDD ANT1 (802.11n (2.4GHz) – Ch. 6) – MCS12

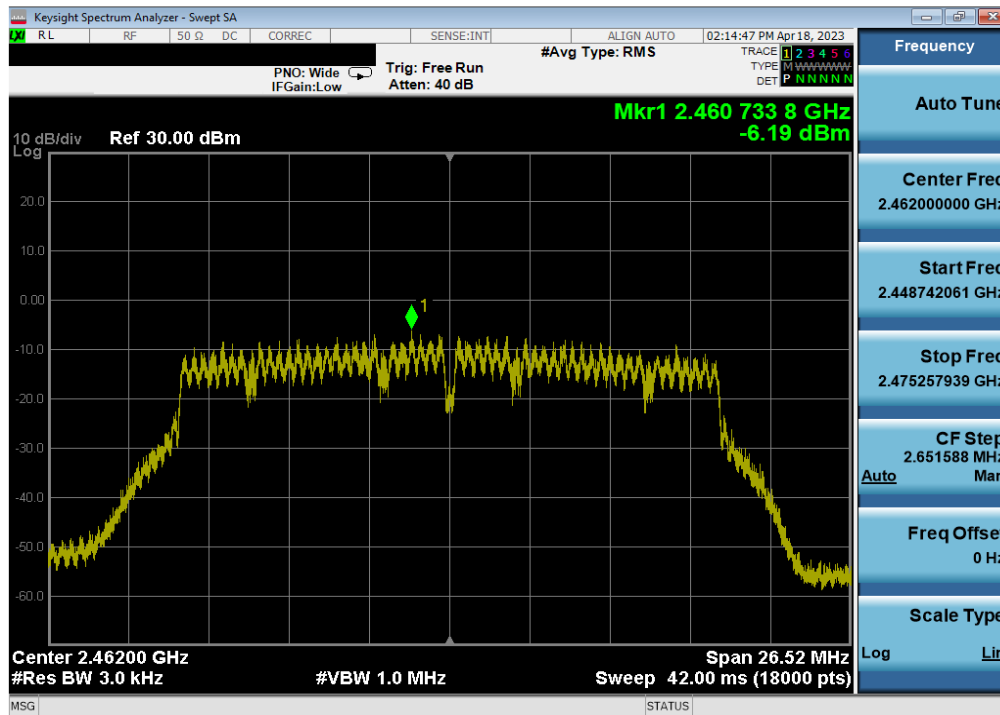


Plot 7-148. Power Spectral Density Plot CDD ANT2 (802.11n (2.4GHz) – Ch. 6) – MCS12

| | | | |
|---|--------------------------------------|---------------------------------------|-----------------------------------|
| FCC ID: BCGA2117 IC: 579C-A2117 | | MEASUREMENT REPORT (CERTIFICATION) | Approved by: Technical Manager |
| Test Report S/N: 1C2302130007-05.BCG | Test Dates: 2/10/2023 - 4/25/2023 | EUT Type: Head Mounted Device | Page 118 of 388 |

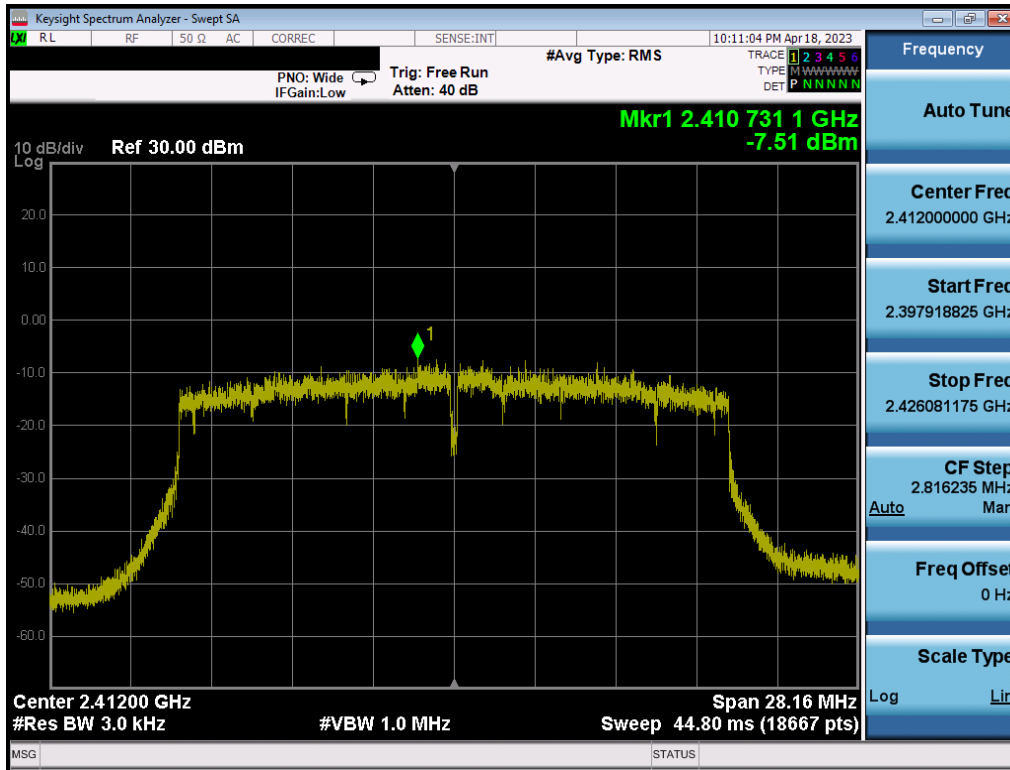


Plot 7-149. Power Spectral Density Plot CDD ANT1 (802.11n (2.4GHz) – Ch. 11) – MCS12

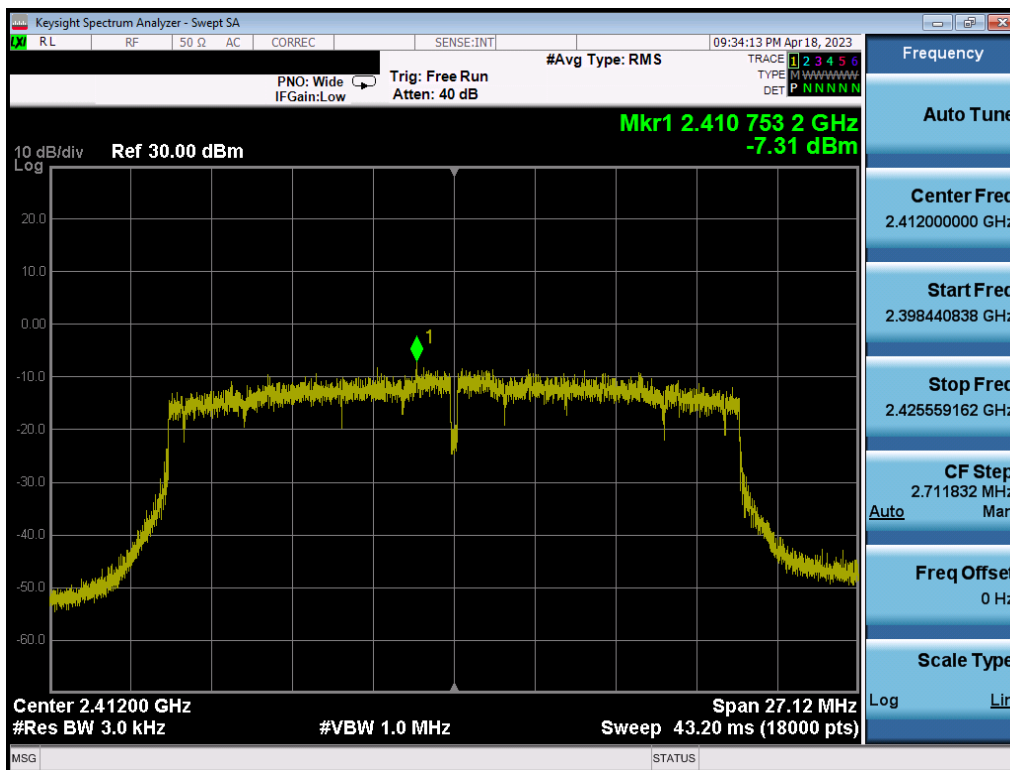


Plot 7-150. Power Spectral Density Plot CDD ANT2 (802.11n (2.4GHz) – Ch. 11) – MCS12

| | | | |
|---|--------------------------------------|---------------------------------------|-----------------------------------|
| FCC ID: BCGA2117 IC: 579C-A2117 | | MEASUREMENT REPORT (CERTIFICATION) | Approved by: Technical Manager |
| Test Report S/N: 1C2302130007-05.BCG | Test Dates: 2/10/2023 - 4/25/2023 | EUT Type: Head Mounted Device | Page 119 of 388 |

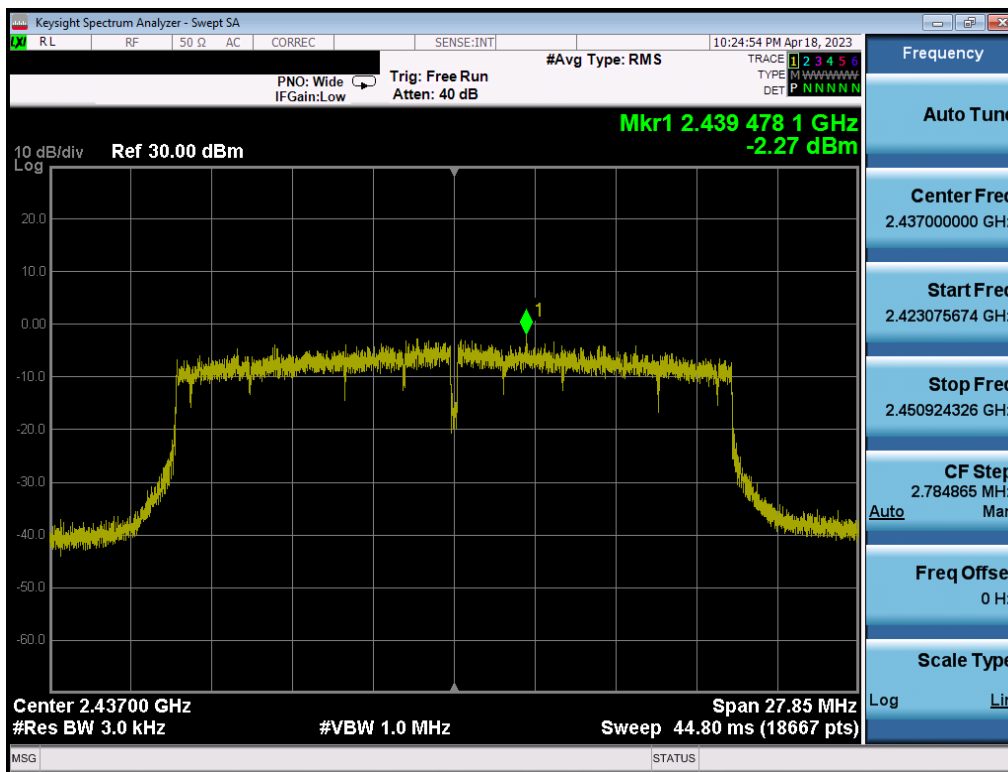


Plot 7-151. Power Spectral Density Plot CDD ANT1 (802.11ax (SU - 2.4GHz) – Ch. 1) – MCS4

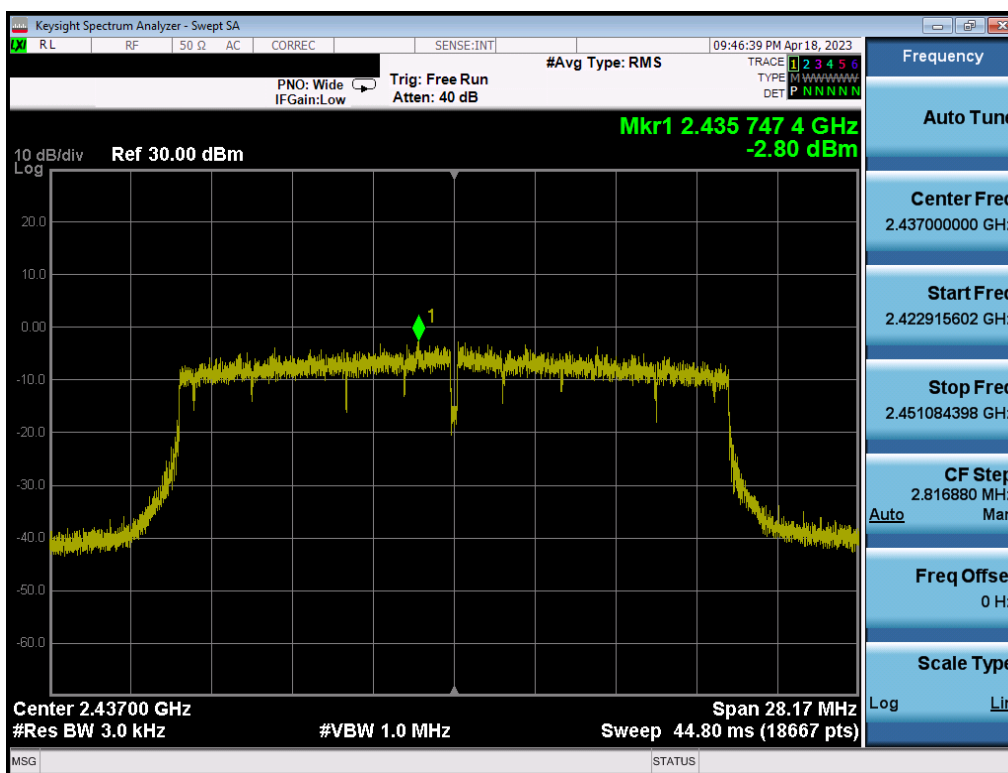


Plot 7-152. Power Spectral Density Plot CDD ANT2 (802.11ax (SU - 2.4GHz) – Ch. 1) – MCS4

| | | | |
|---|--------------------------------------|---------------------------------------|-----------------------------------|
| FCC ID: BCGA2117 IC: 579C-A2117 | | MEASUREMENT REPORT (CERTIFICATION) | Approved by: Technical Manager |
| Test Report S/N: 1C2302130007-05.BCG | Test Dates: 2/10/2023 - 4/25/2023 | EUT Type: Head Mounted Device | Page 120 of 388 |

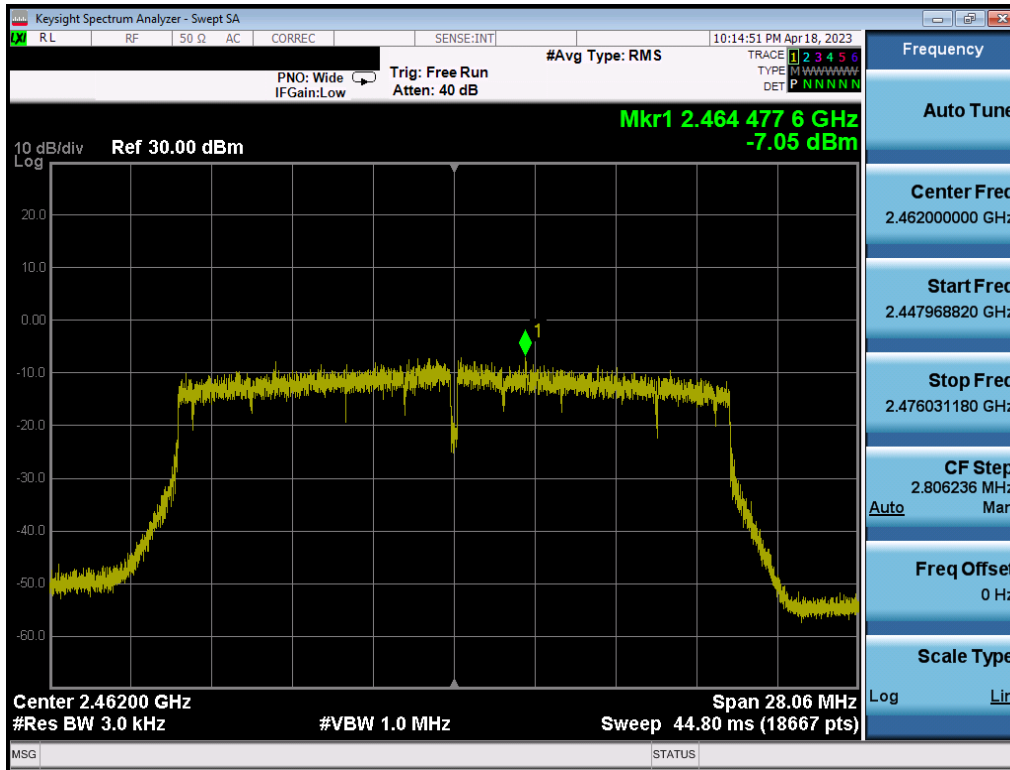


Plot 7-153. Power Spectral Density Plot CDD ANT1 (802.11ax (SU - 2.4GHz) – Ch. 6) – MCS4

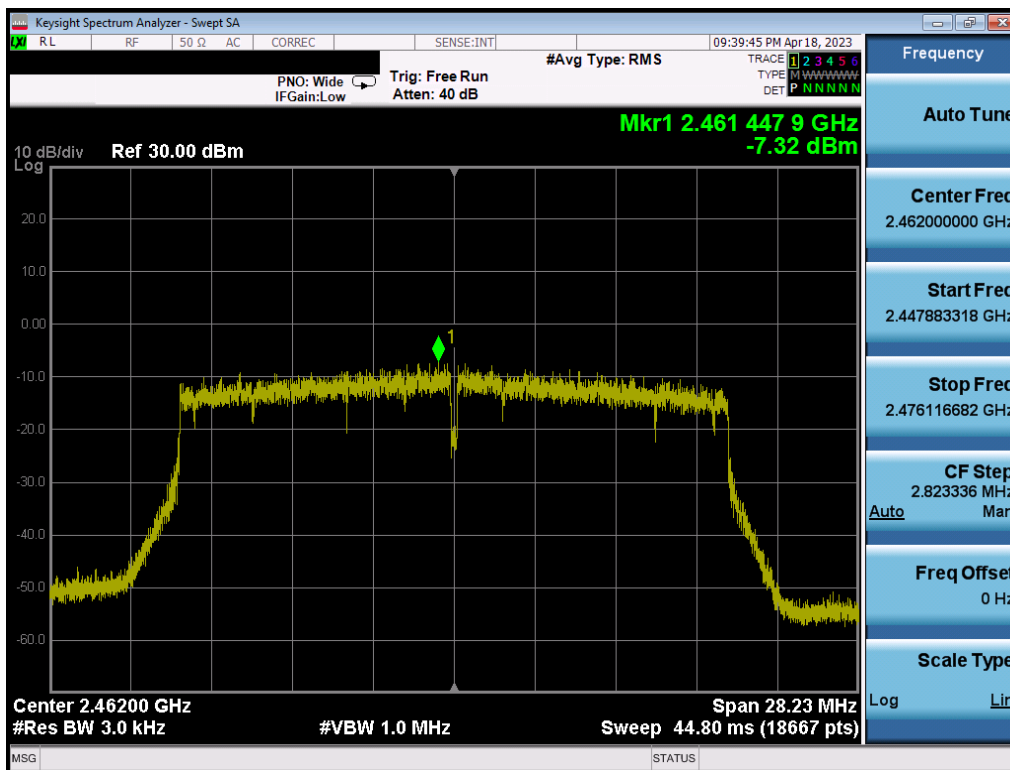


Plot 7-154. Power Spectral Density Plot CDD ANT2 (802.11ax (SU - 2.4GHz) – Ch. 6) – MCS4

| | | | |
|---|--------------------------------------|---------------------------------------|-----------------------------------|
| FCC ID: BCGA2117 IC: 579C-A2117 | | MEASUREMENT REPORT (CERTIFICATION) | Approved by: Technical Manager |
| Test Report S/N: 1C2302130007-05.BCG | Test Dates: 2/10/2023 - 4/25/2023 | EUT Type: Head Mounted Device | Page 121 of 388 |

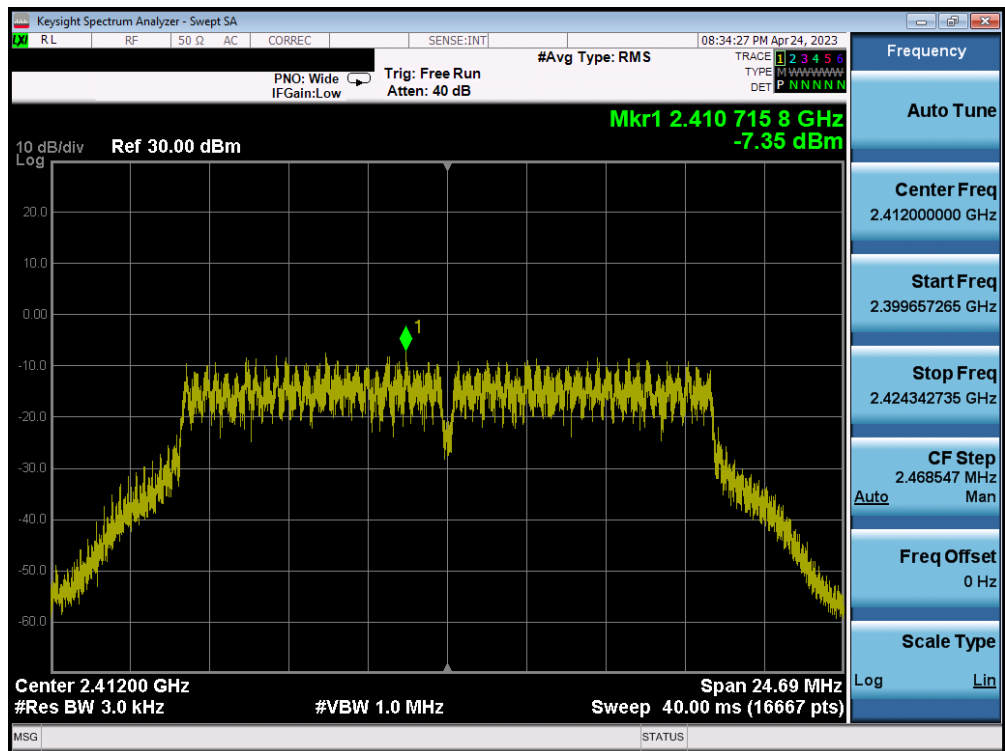


Plot 7-155. Power Spectral Density Plot CDD ANT1 (802.11ax (SU - 2.4GHz) – Ch. 11) – MCS4

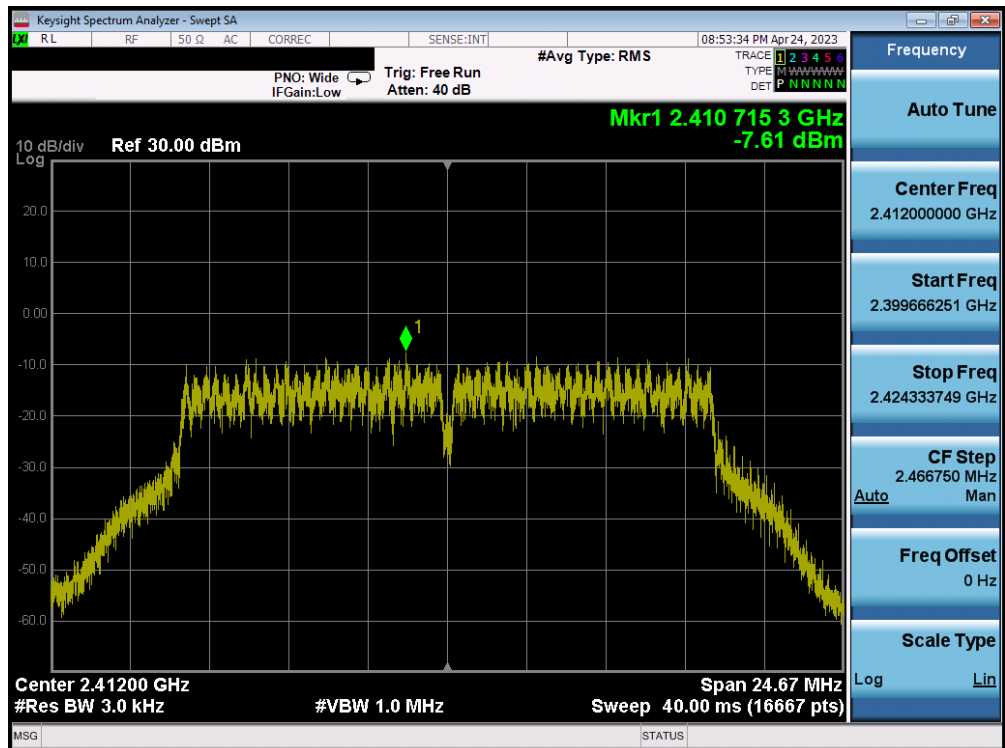


Plot 7-156. Power Spectral Density Plot CDD ANT2 (802.11ax (SU - 2.4GHz) – Ch. 11) – MCS4


| | | | |
|---|--------------------------------------|---------------------------------------|-----------------------------------|
| FCC ID: BCGA2117 IC: 579C-A2117 | | MEASUREMENT REPORT (CERTIFICATION) | Approved by: Technical Manager |
| Test Report S/N: 1C2302130007-05.BCG | Test Dates: 2/10/2023 - 4/25/2023 | EUT Type: Head Mounted Device | Page 122 of 388 |

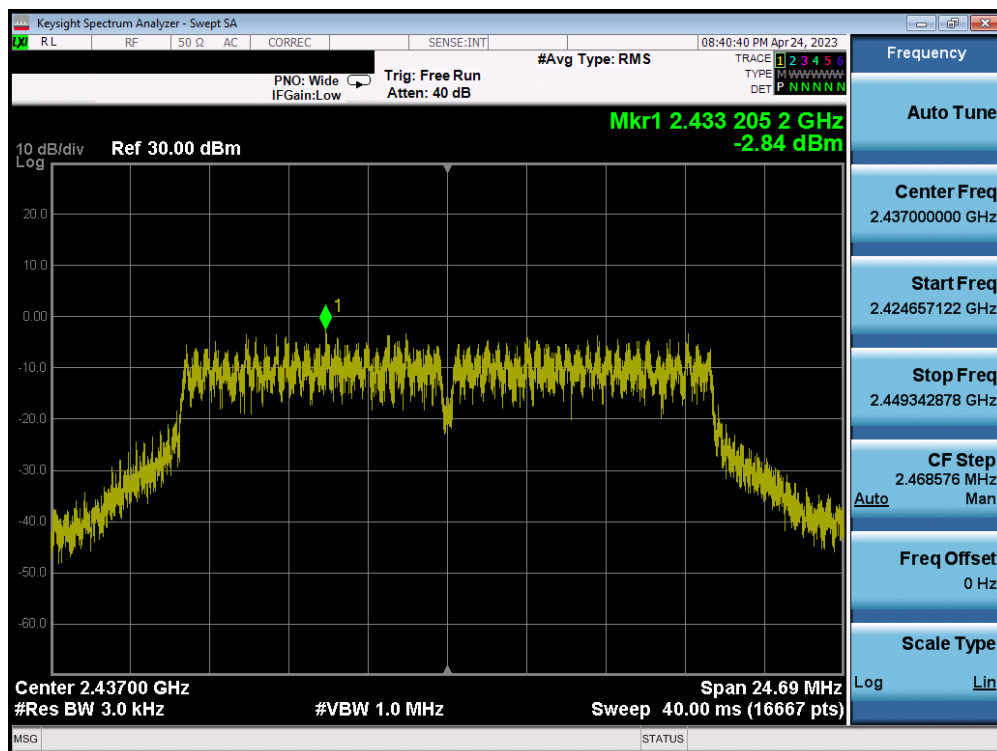


Plot 7-157. Power Spectral Density Plot CDD ANT1 (802.11g (2.4GHz) – Ch. 1) – 48Mbps

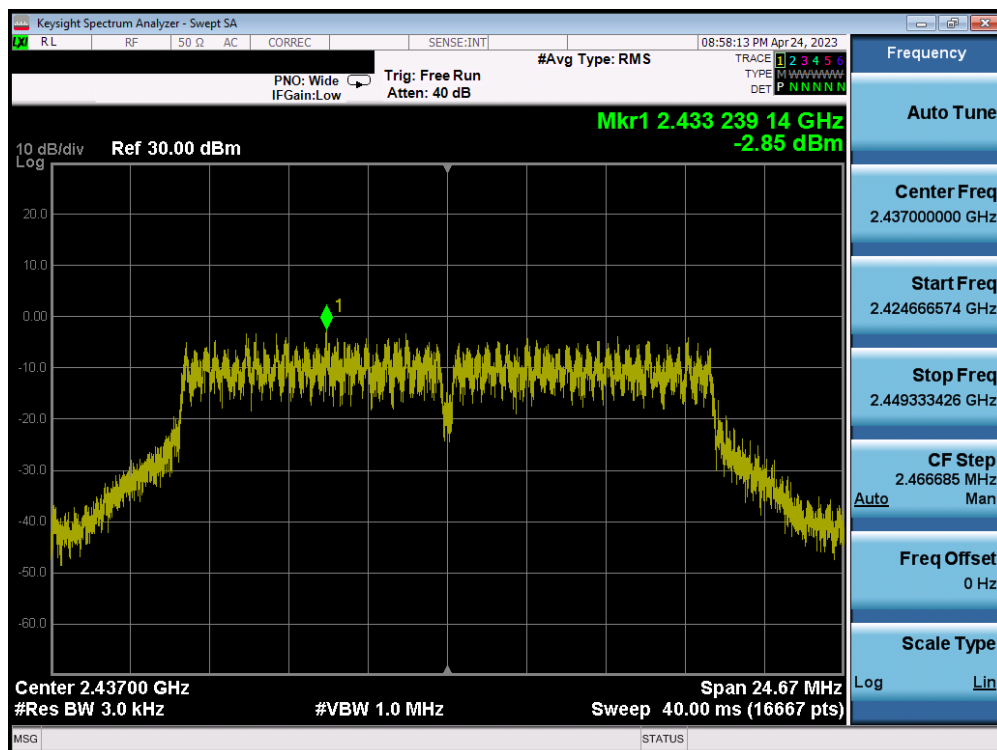


Plot 7-158. Power Spectral Density Plot CDD ANT2 (802.11g (2.4GHz) – Ch. 1) – 48Mbps

| | | | |
|---|---|---------------------------------------|-----------------------------------|
| FCC ID: BCGA2117 IC: 579C-A2117 |  | MEASUREMENT REPORT (CERTIFICATION) | Approved by: Technical Manager |
| Test Report S/N: 1C2302130007-05.BCG | Test Dates: 2/10/2023 - 4/25/2023 | EUT Type: Head Mounted Device | Page 123 of 388 |

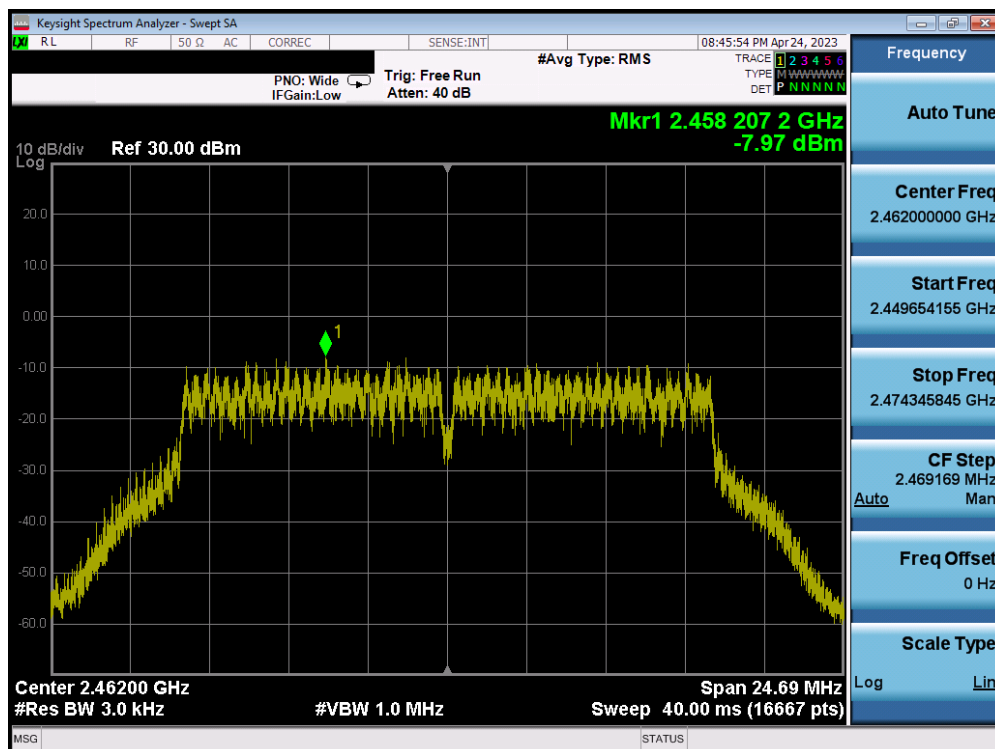


Plot 7-159. Power Spectral Density Plot CDD ANT1 (802.11g (2.4GHz) – Ch. 6) – 48Mbps

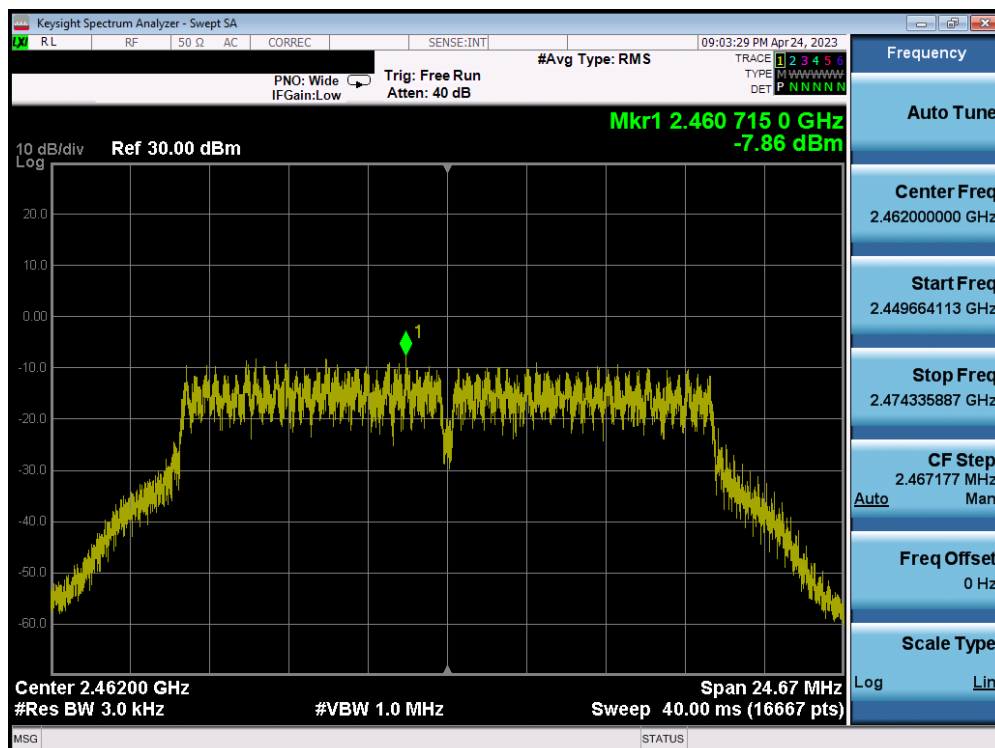


Plot 7-160. Power Spectral Density Plot CDD ANT2 (802.11g (2.4GHz) – Ch. 6) – 48Mbps

| | | | |
|---|--------------------------------------|---------------------------------------|-----------------------------------|
| FCC ID: BCGA2117 IC: 579C-A2117 | | MEASUREMENT REPORT (CERTIFICATION) | Approved by: Technical Manager |
| Test Report S/N: 1C2302130007-05.BCG | Test Dates: 2/10/2023 - 4/25/2023 | EUT Type: Head Mounted Device | Page 124 of 388 |

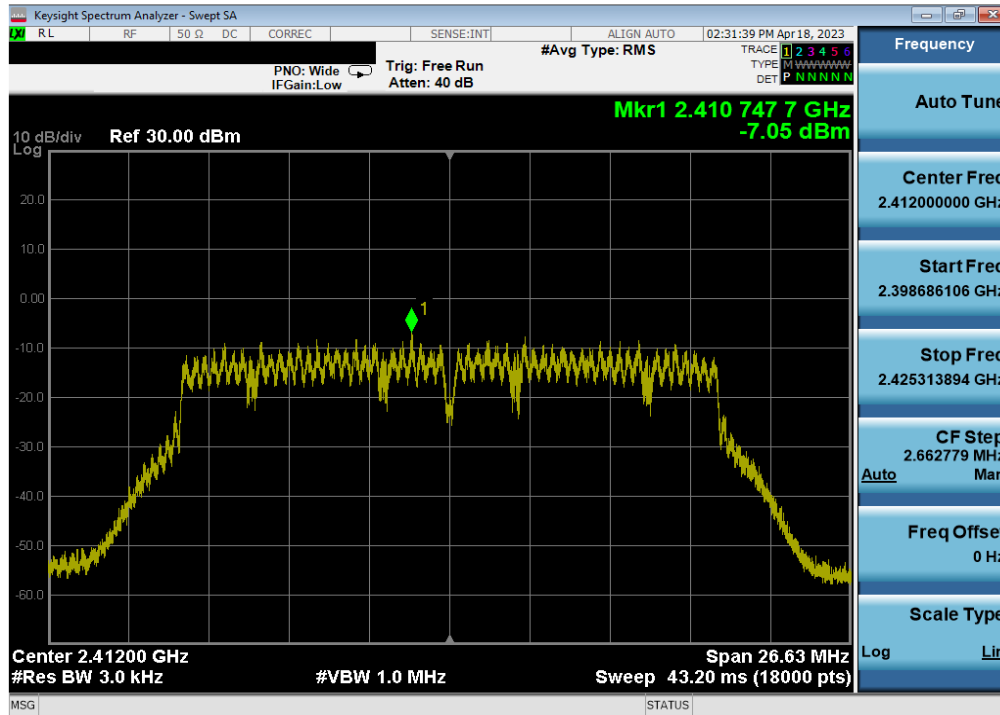


Plot 7-161. Power Spectral Density Plot CDD ANT1 (802.11g (2.4GHz) – Ch. 11) – 48Mbps

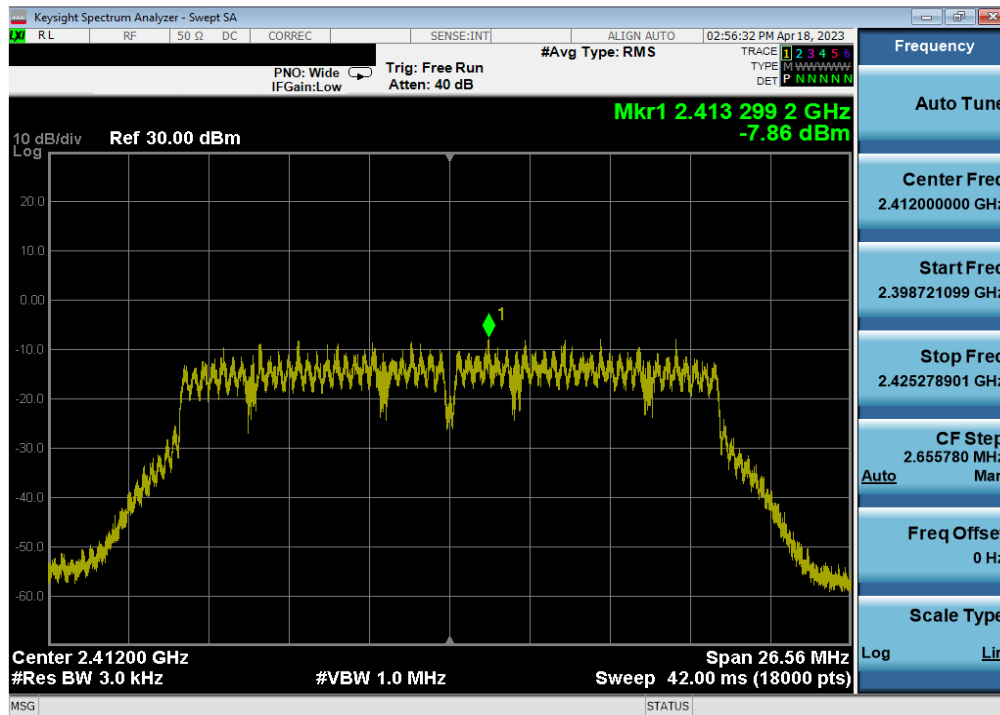


Plot 7-162. Power Spectral Density Plot CDD ANT2 (802.11g (2.4GHz) – Ch. 11) – 48Mbps

| | | | |
|---|--------------------------------------|---------------------------------------|-----------------------------------|
| FCC ID: BCGA2117 IC: 579C-A2117 | | MEASUREMENT REPORT (CERTIFICATION) | Approved by: Technical Manager |
| Test Report S/N: 1C2302130007-05.BCG | Test Dates: 2/10/2023 - 4/25/2023 | EUT Type: Head Mounted Device | Page 125 of 388 |

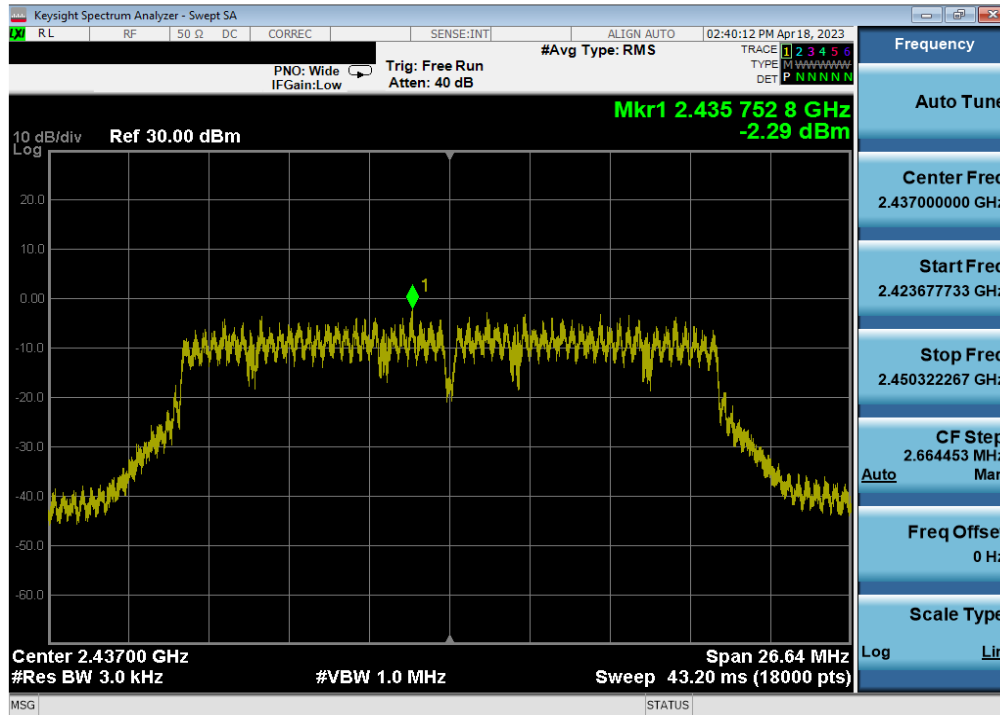


Plot 7-163. Power Spectral Density Plot CDD ANT1 (802.11n (2.4GHz) – Ch. 1) – MCS15

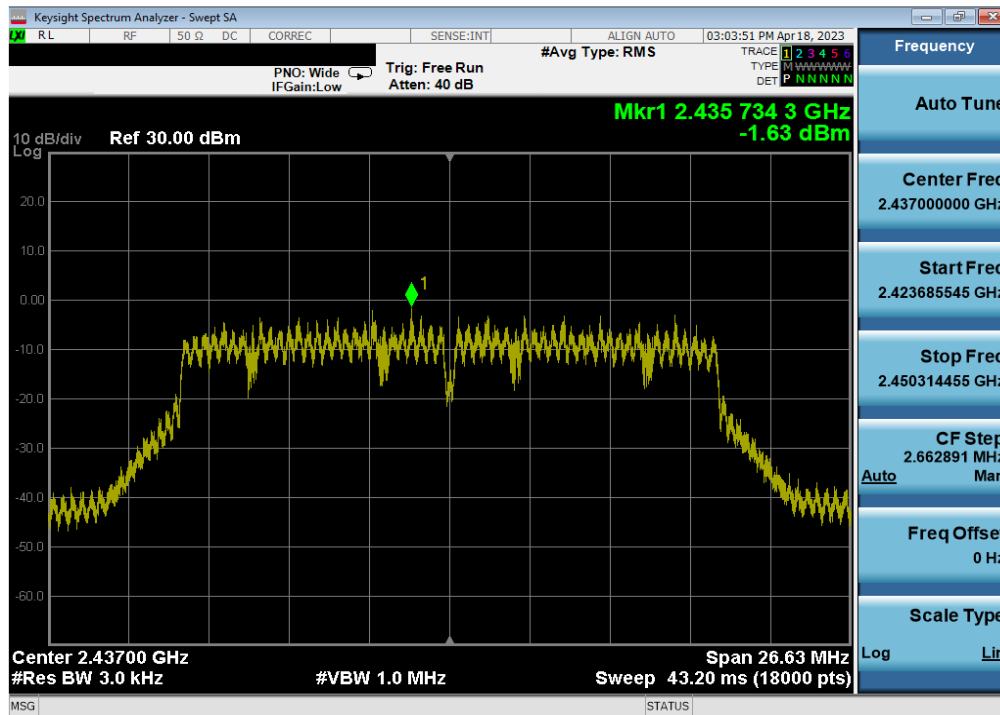


Plot 7-164. Power Spectral Density Plot CDD ANT2 (802.11n (2.4GHz) – Ch. 1) – MCS15

| | | | |
|---|--------------------------------------|---------------------------------------|-----------------------------------|
| FCC ID: BCGA2117 IC: 579C-A2117 | | MEASUREMENT REPORT (CERTIFICATION) | Approved by: Technical Manager |
| Test Report S/N: 1C2302130007-05.BCG | Test Dates: 2/10/2023 - 4/25/2023 | EUT Type: Head Mounted Device | Page 126 of 388 |

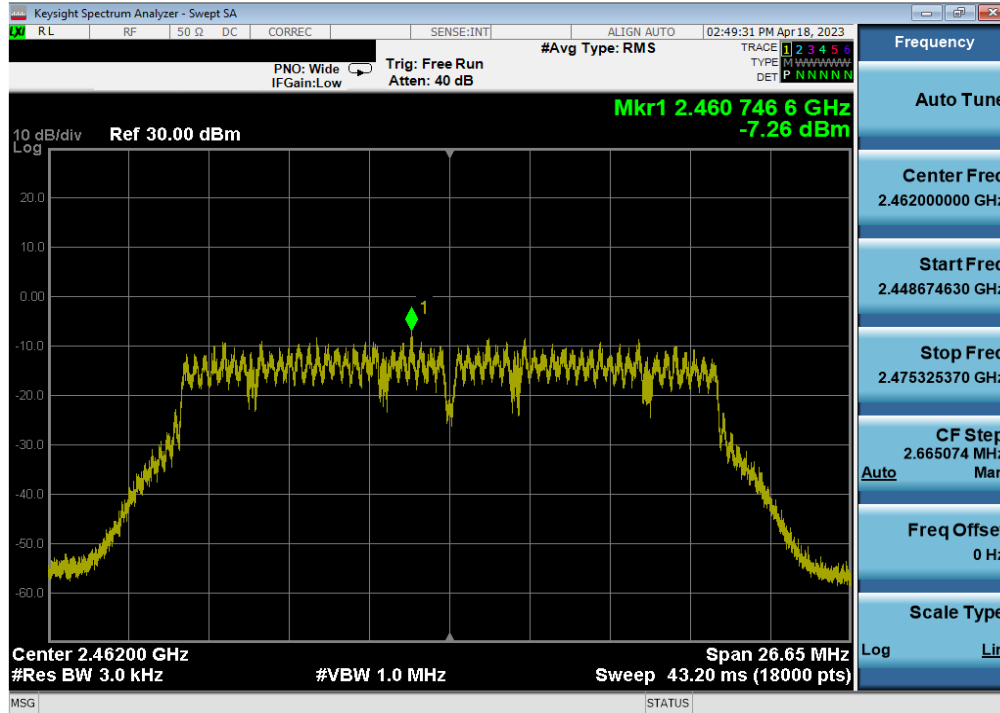


Plot 7-165. Power Spectral Density Plot CDD ANT1 (802.11n (2.4GHz) – Ch. 6) – MCS15

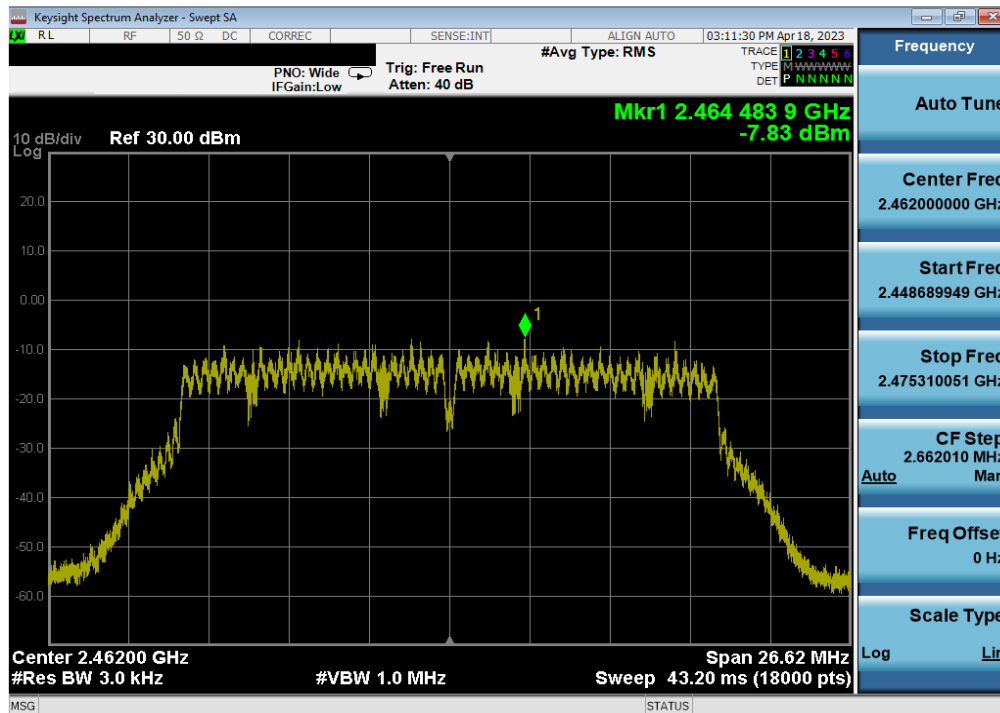


Plot 7-166. Power Spectral Density Plot CDD ANT2 (802.11n (2.4GHz) – Ch. 6) – MCS15

| | | | |
|---|--------------------------------------|---------------------------------------|-----------------------------------|
| FCC ID: BCGA2117 IC: 579C-A2117 | | MEASUREMENT REPORT (CERTIFICATION) | Approved by: Technical Manager |
| Test Report S/N: 1C2302130007-05.BCG | Test Dates: 2/10/2023 - 4/25/2023 | EUT Type: Head Mounted Device | Page 127 of 388 |

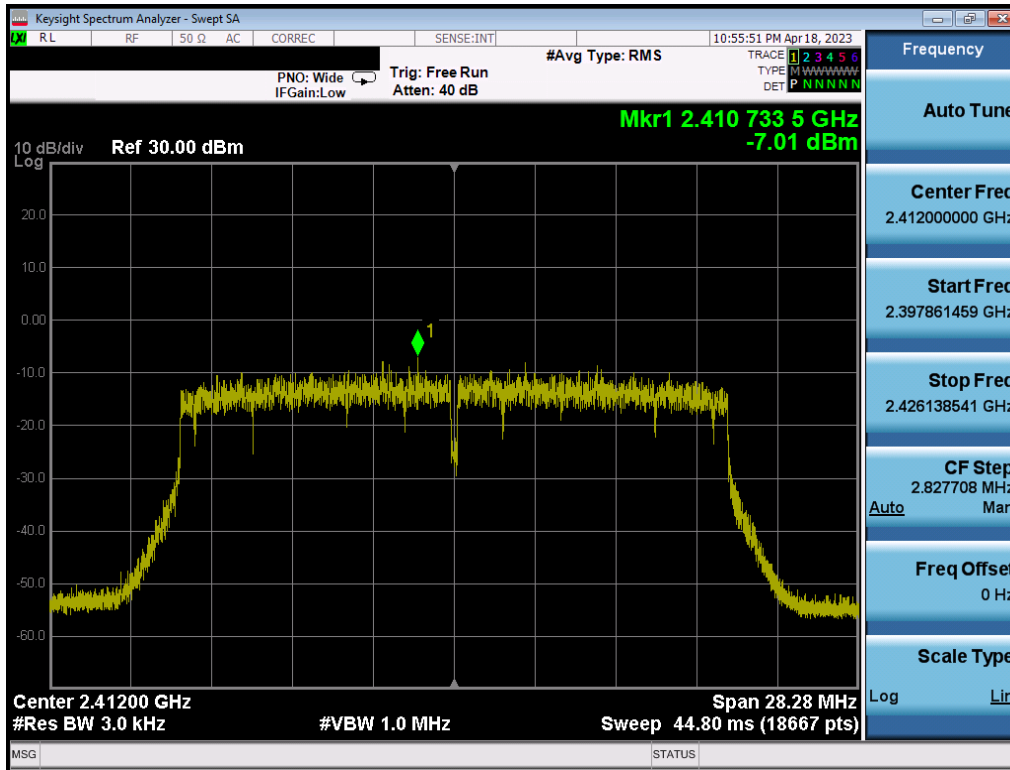


Plot 7-167. Power Spectral Density Plot CDD ANT1 (802.11n (2.4GHz) – Ch. 11) – MCS15

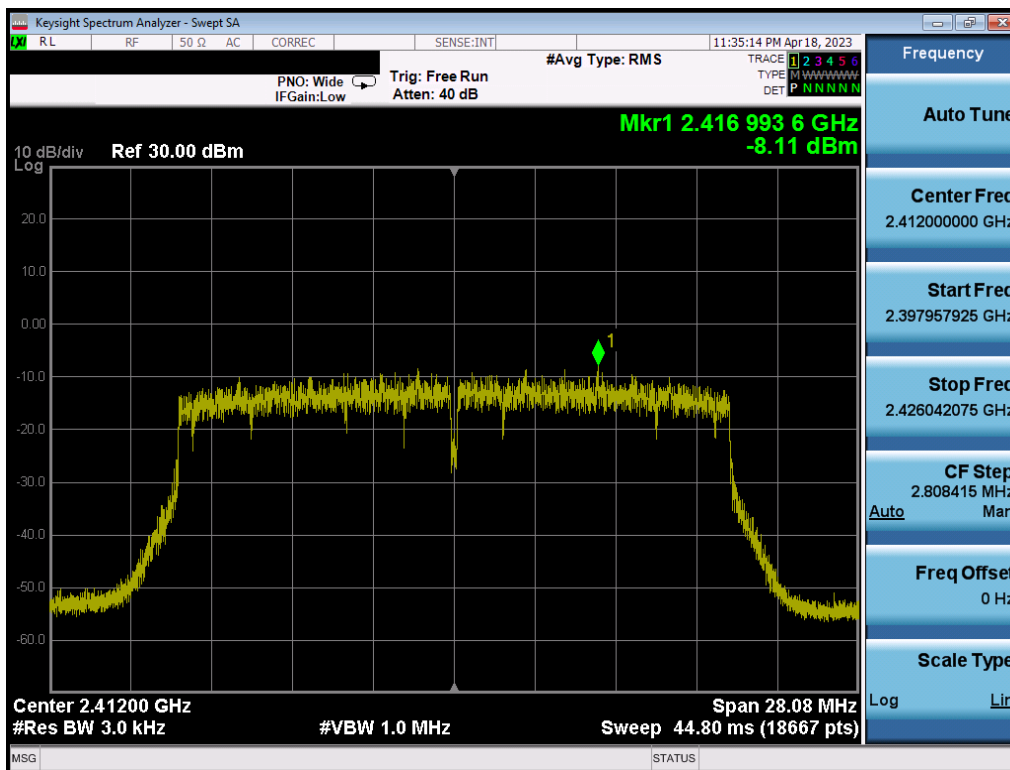


Plot 7-168. Power Spectral Density Plot CDD ANT2 (802.11n (2.4GHz) – Ch. 11) – MCS15

| | | | |
|---|--------------------------------------|---------------------------------------|-----------------------------------|
| FCC ID: BCGA2117 IC: 579C-A2117 | | MEASUREMENT REPORT (CERTIFICATION) | Approved by: Technical Manager |
| Test Report S/N: 1C2302130007-05.BCG | Test Dates: 2/10/2023 - 4/25/2023 | EUT Type: Head Mounted Device | Page 128 of 388 |

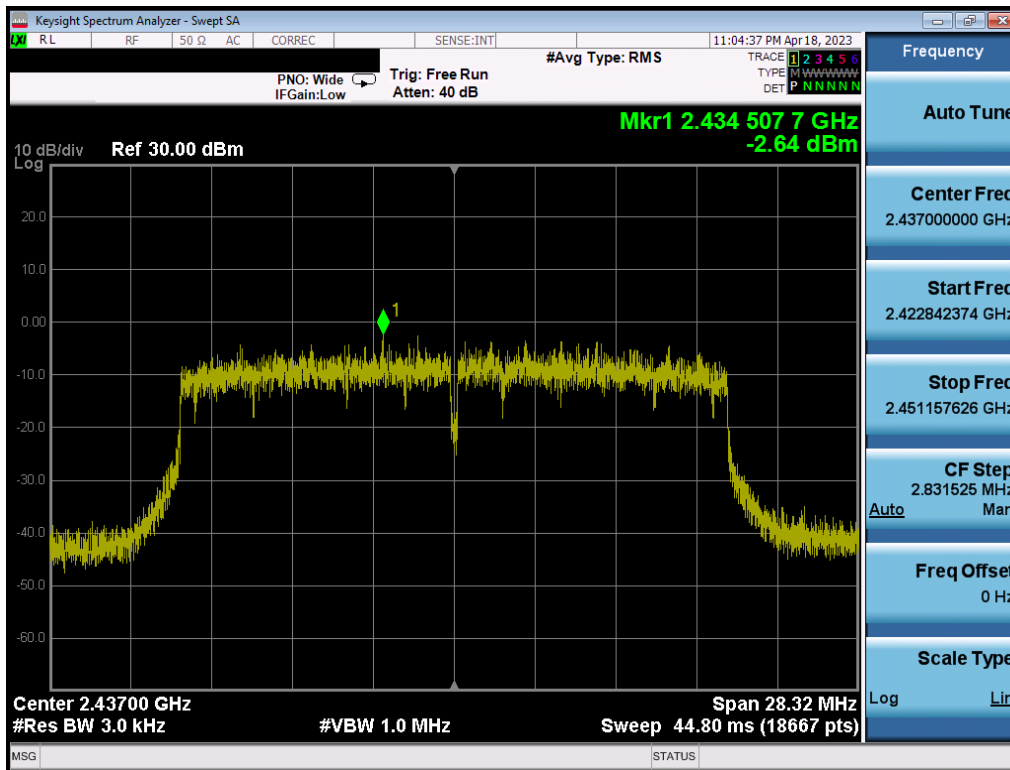


Plot 7-169. Power Spectral Density Plot CDD ANT1 (802.11ax (SU - 2.4GHz) – Ch. 1) – MCS9

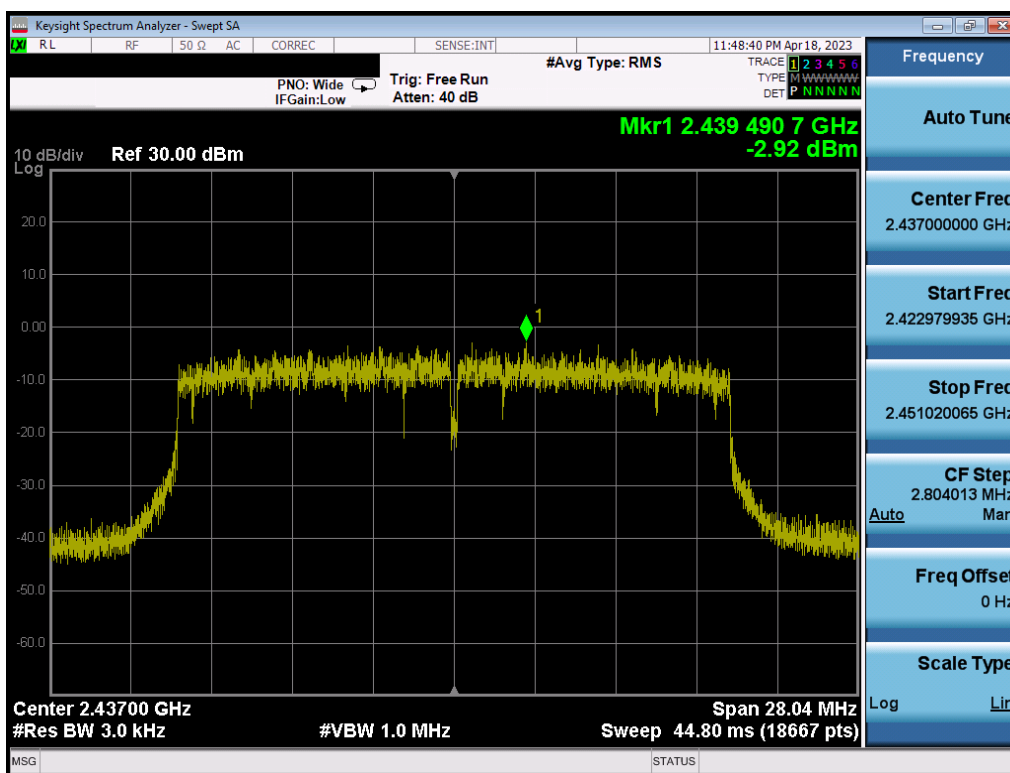


Plot 7-170. Power Spectral Density Plot CDD ANT2 (802.11ax (SU - 2.4GHz) – Ch. 1) – MCS9

| | | | |
|---|--------------------------------------|---------------------------------------|-----------------------------------|
| FCC ID: BCGA2117 IC: 579C-A2117 | | MEASUREMENT REPORT (CERTIFICATION) | Approved by: Technical Manager |
| Test Report S/N: 1C2302130007-05.BCG | Test Dates: 2/10/2023 - 4/25/2023 | EUT Type: Head Mounted Device | Page 129 of 388 |

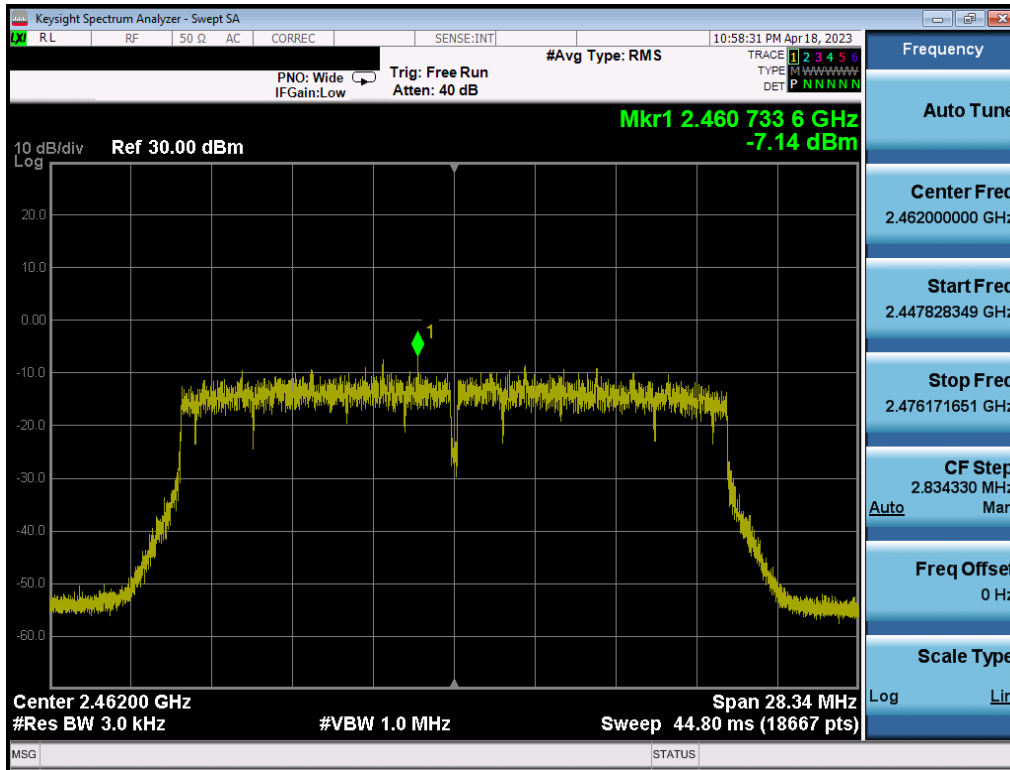


Plot 7-171. Power Spectral Density Plot CDD ANT1 (802.11ax (SU - 2.4GHz) – Ch. 6) – MCS9

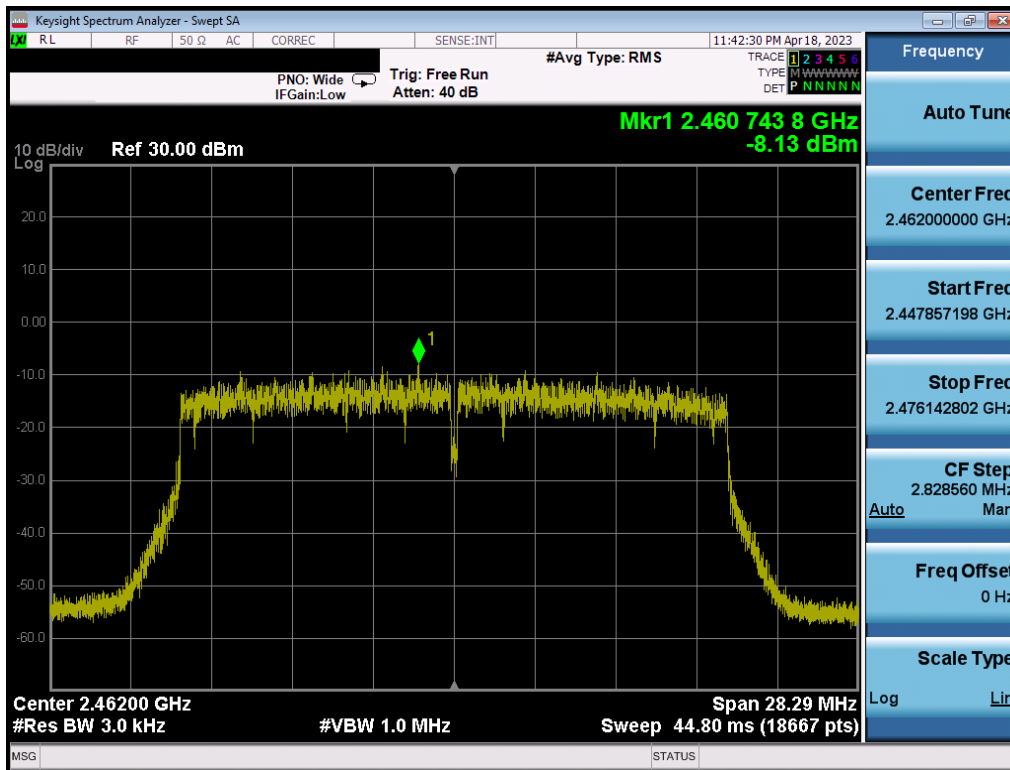


Plot 7-172. Power Spectral Density Plot CDD ANT2 (802.11ax (SU - 2.4GHz) – Ch. 6) – MCS9

| | | | |
|---|--------------------------------------|---------------------------------------|-----------------------------------|
| FCC ID: BCGA2117 IC: 579C-A2117 | | MEASUREMENT REPORT (CERTIFICATION) | Approved by: Technical Manager |
| Test Report S/N: 1C2302130007-05.BCG | Test Dates: 2/10/2023 - 4/25/2023 | EUT Type: Head Mounted Device | Page 130 of 388 |



Plot 7-173. Power Spectral Density Plot CDD ANT1 (802.11ax (SU - 2.4GHz) – Ch. 11) – MCS9



Plot 7-174. Power Spectral Density Plot CDD ANT2 (802.11ax (SU - 2.4GHz) – Ch. 11) – MCS9

| | | | |
|---|--------------------------------------|---------------------------------------|-----------------------------------|
| FCC ID: BCGA2117 IC: 579C-A2117 | | MEASUREMENT REPORT (CERTIFICATION) | Approved by: Technical Manager |
| Test Report S/N: 1C2302130007-05.BCG | Test Dates: 2/10/2023 - 4/25/2023 | EUT Type: Head Mounted Device | Page 131 of 388 |



Note:

The data rates have been classified into three different groups: low data rate, middle data rate, and high data rate. All three data rate groups have been investigated and only the worst case data rate per group is reported.


Per ANSI C63.10-2013 Section 14.3.2.2 and KDB 662911 D01 v02r01 Section E)2), the power spectral density at ANT1 and ANT2 were first measured separately as shown in the section above. The measured values were then summed in linear power units then converted back to dBm.

Sample CDD Calculation:

At 2412MHz the average conducted power spectral density was measured to be -7.05 dBm for ANT1 and -7.86 dBm for ANT2.

$$\text{ANT1} + \text{ANT2} = \text{CDD}$$

$$(-7.05 \text{ dBm} + -7.86 \text{ dBm}) = (0.197 \text{ mW} + 0.164 \text{ mW}) = 0.361 \text{ mW} = -4.43 \text{ dBm}$$

| | | |
|--|---|--|
| FCC ID: BCGA2117 IC: 579C-A2117 |  MEASUREMENT REPORT (CERTIFICATION) | Approved by: Technical Manager |
| Test Report S/N: 1C2302130007-05.BCG | Test Dates: 2/10/2023 - 4/25/2023 | EUT Type: Head Mounted Device |
| | | Page 132 of 388 |

V 10.5 12/15/2021

7.5 Conducted Authorized Band Edge

§15.247(d); RSS-247 [5.5]

Test Overview and Limit

All out of band emissions are measured with a spectrum analyzer connected to the antenna terminal of the EUT while the EUT is operating at its maximum duty cycle, at maximum power, and at the appropriate frequencies. All data rates were investigated to determine the worst case configuration. For the following out of band conducted spurious emissions plots at the band edge, the EUT was set at a data rate of 1Mbps for “b” mode, 6, 18, 54 Mbps for “g” mode, 19.5/21.7, 39.43.3, 65.72.2Mbps for “n” mode, and 24/25.8, 49/51.6, 81/86 for “ax-SU” mode as these settings produced the worst-case emissions.

The limit for out-of-band spurious emissions at the band edge is 20dB below the fundamental emission level, as determined from the in-band power measurement of the DTS channel performed in a 100kHz bandwidth per the PSD procedure (Section 7.4).

Test Procedure Used

ANSI C63.10-2013 – Subclause 11.11.3
KDB 558074 D01 v05r02 – Section 8.7.2

Test Settings

1. Start and stop frequency were set such that the band edge would be placed in the center of the plot
2. Span was set large enough so as to capture all out of band emissions near the band edge
3. RBW = 100kHz
4. VBW = 1MHz
5. Detector = Peak
6. Number of sweep points $\geq 2 \times \text{Span/RBW}$
7. Trace mode = max hold
8. Sweep time = auto couple
9. The trace was allowed to stabilize

Test Setup

The EUT and measurement equipment were set up as shown in the diagram below.



Figure 7-4. Test Instrument & Measurement Setup

Test Notes

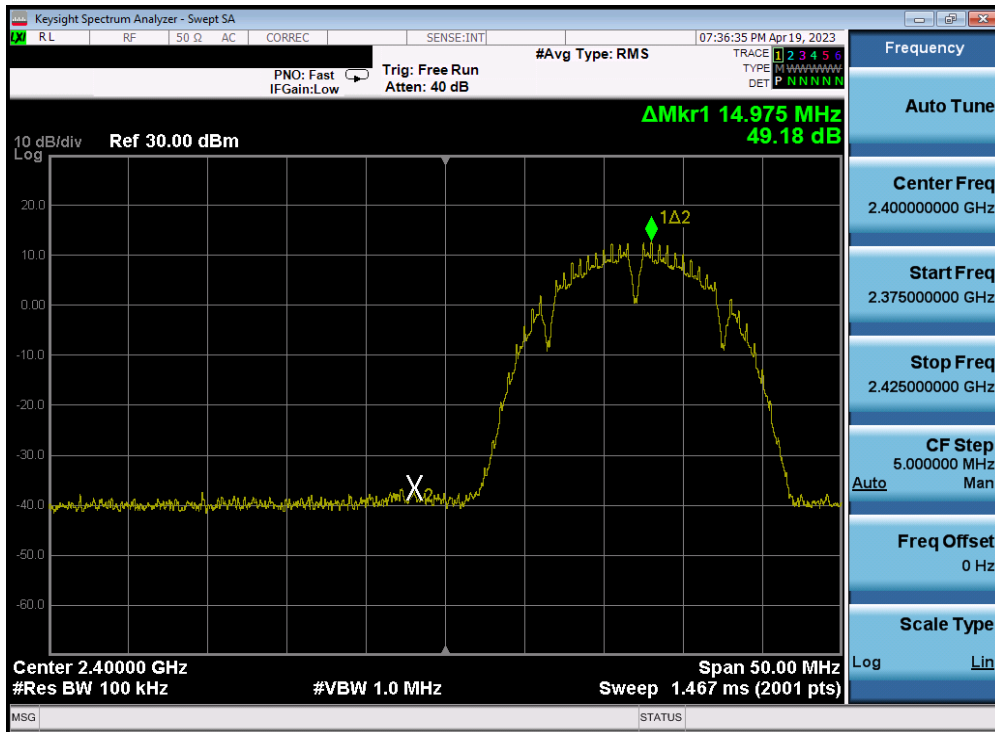
The data rates have been classified into three different groups: low data rate, middle data rate, and high data rate. All three data rate groups have been investigated and only the worst case data rate per group is reported.

| | | | |
|---|---|---------------------------------------|-----------------------------------|
| FCC ID: BCGA2117 IC: 579C-A2117 |  | MEASUREMENT REPORT (CERTIFICATION) | Approved by: Technical Manager |
| Test Report S/N: 1C2302130007-05.BCG | Test Dates: 2/10/2023 - 4/25/2023 | EUT Type: Head Mounted Device | Page 133 of 388 |

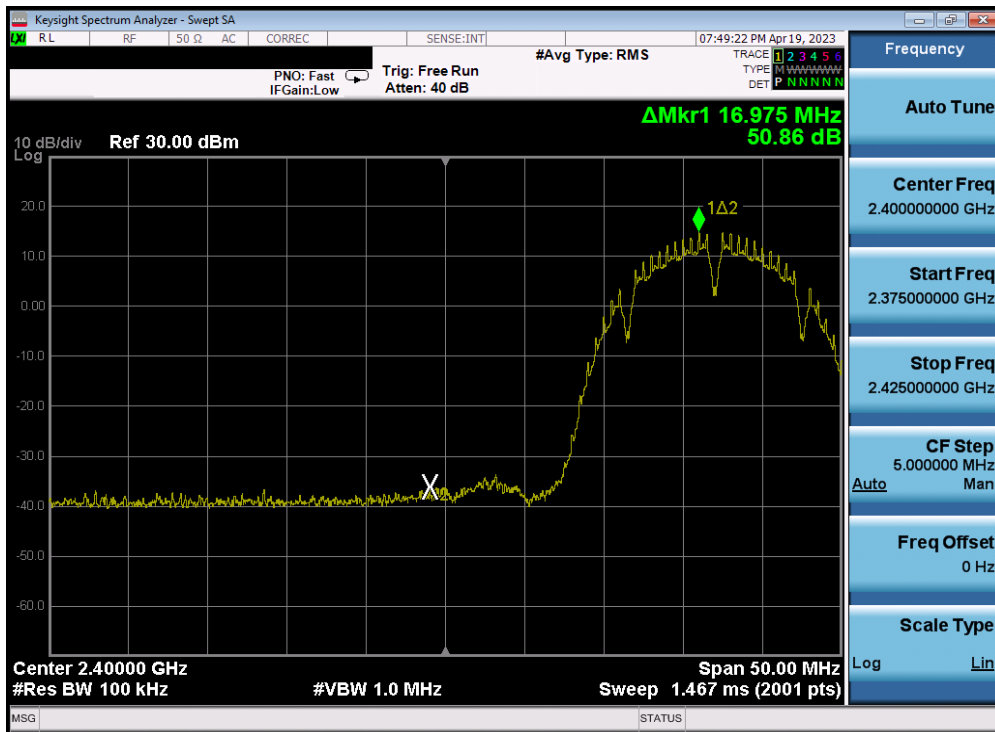
V 10.5 12/15/2021

ANT1 Conducted Emissions at the Band Edge

Low Data Rate

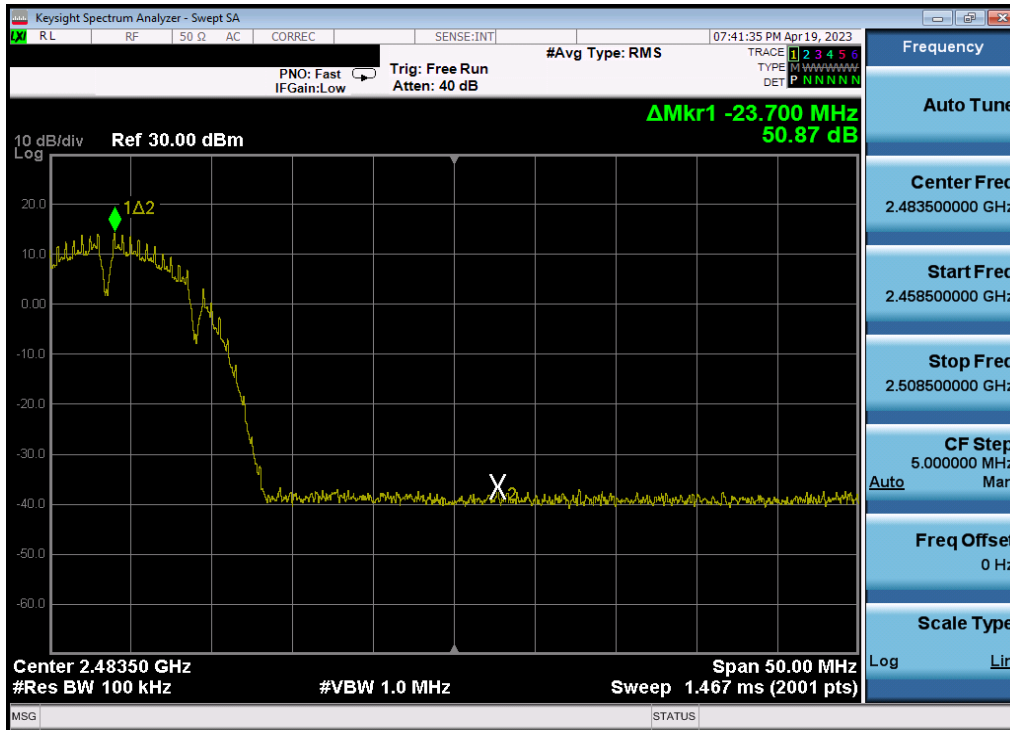


Plot 7-175. Band Edge Plot ANT1 (802.11b – Ch. 1) – 1Mbps

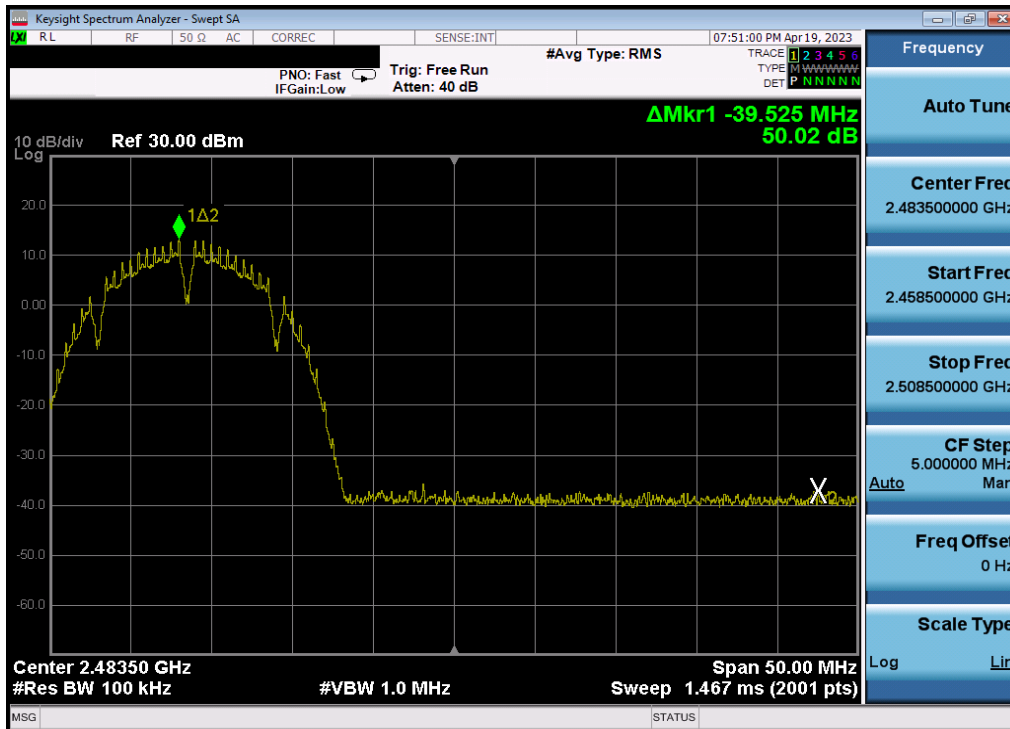


Plot 7-176. Band Edge Plot ANT1 (802.11b – Ch. 2) – 1Mbps

| | | |
|---|---------------------------------------|-----------------------------------|
| FCC ID: BCGA2117 IC: 579C-A2117 | MEASUREMENT REPORT (CERTIFICATION) | Approved by: Technical Manager |
| Test Report S/N: 1C2302130007-05.BCG | Test Dates: 2/10/2023 - 4/25/2023 | EUT Type: Head Mounted Device |
| | | Page 134 of 388 |

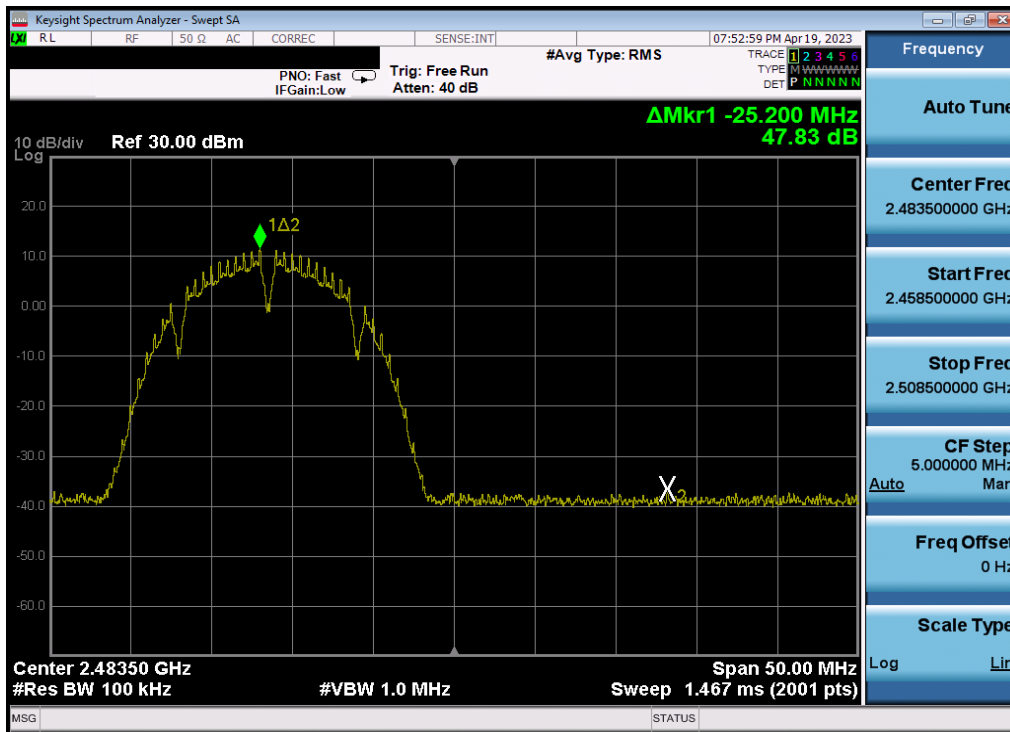


Plot 7-177. Band Edge Plot ANT2 (802.11b – Ch. 11) – 1Mbps

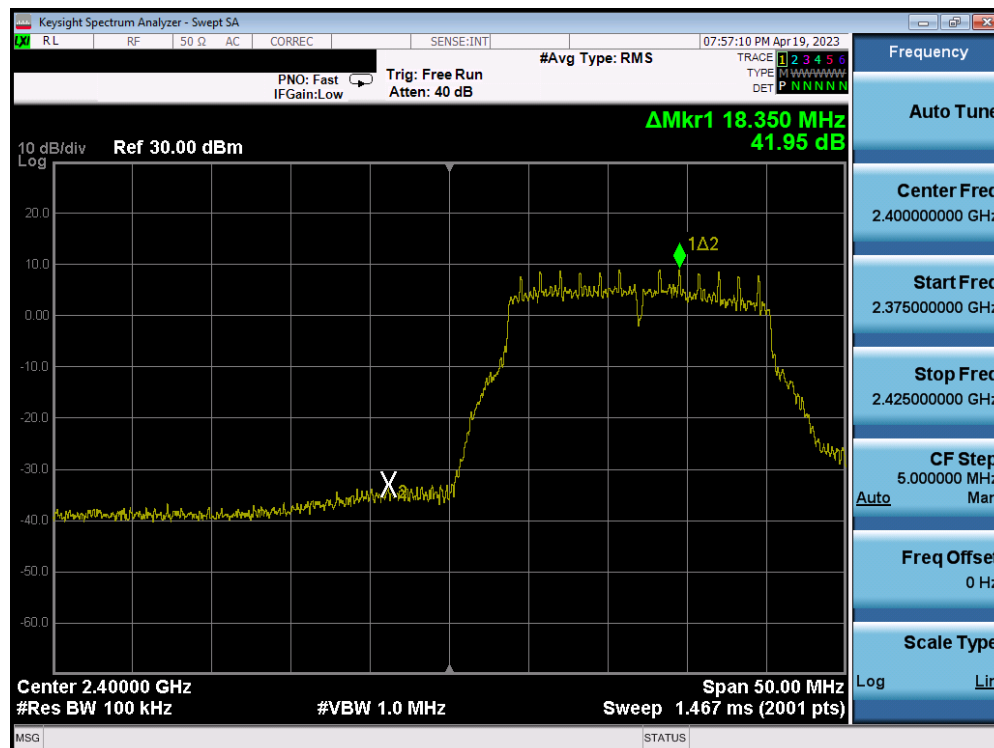


Plot 7-178. Band Edge Plot ANT1 (802.11b – Ch. 12) – 1Mbps

| | | | |
|---|--------------------------------------|---------------------------------------|-----------------------------------|
| FCC ID: BCGA2117 IC: 579C-A2117 | | MEASUREMENT REPORT (CERTIFICATION) | Approved by: Technical Manager |
| Test Report S/N: 1C2302130007-05.BCG | Test Dates: 2/10/2023 - 4/25/2023 | EUT Type: Head Mounted Device | Page 135 of 388 |

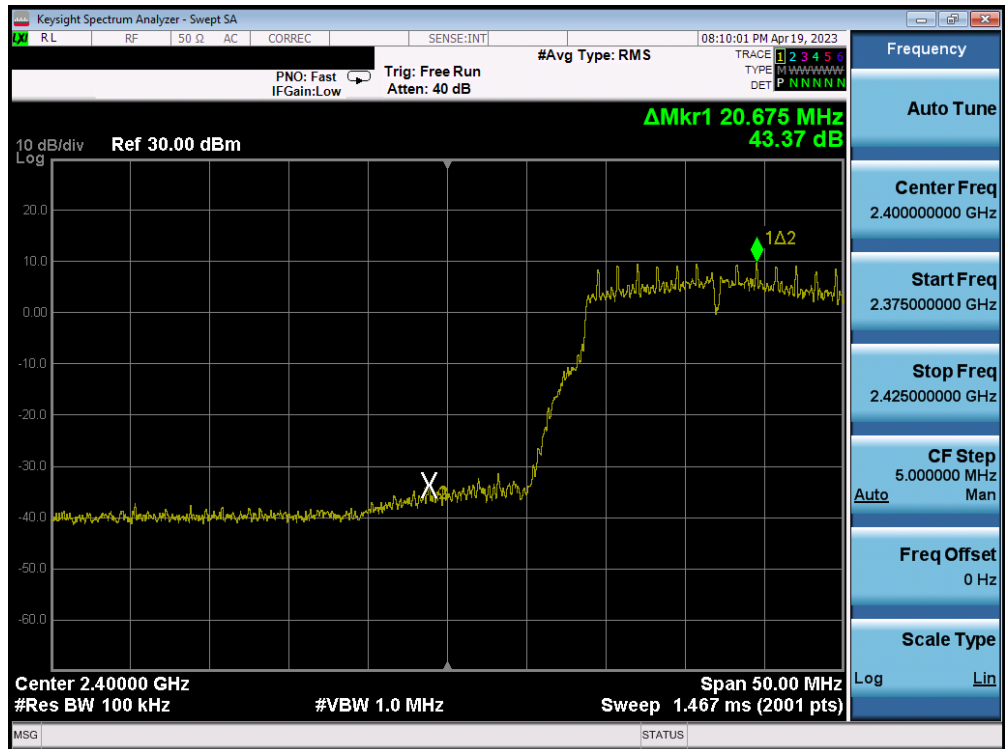


Plot 7-179. Band Edge Plot ANT2 (802.11b – Ch. 13) – 1Mbps

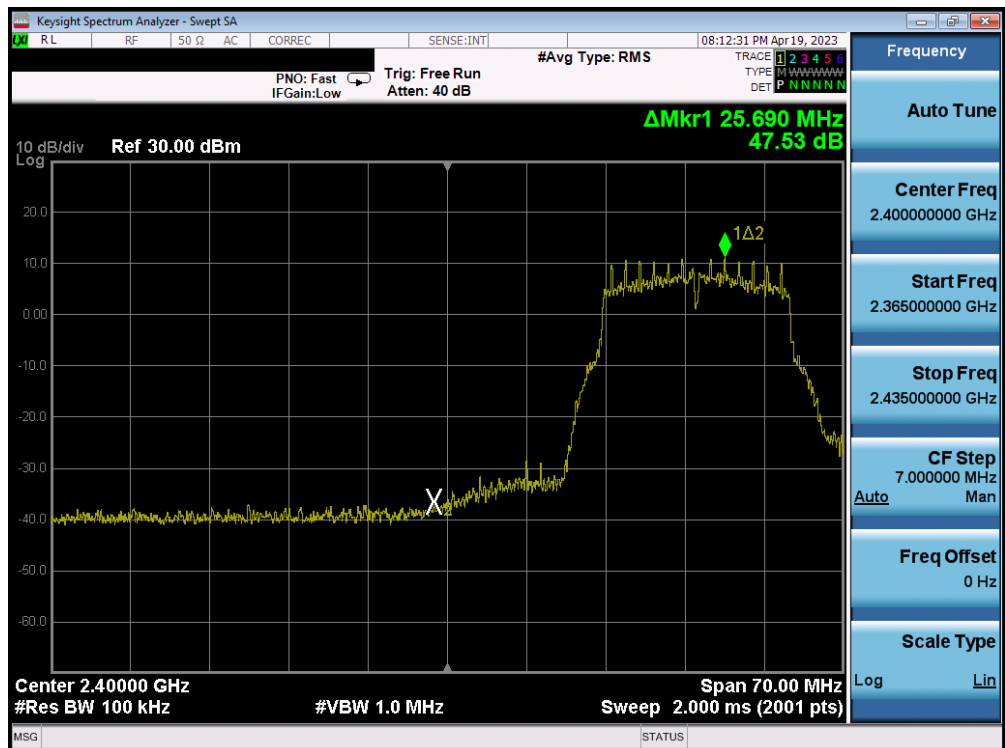


Plot 7-180. Band Edge Plot ANT1 (802.11g– Ch. 1) – 12Mbps

| | | | |
|---|--------------------------------------|---------------------------------------|-----------------------------------|
| FCC ID: BCGA2117 IC: 579C-A2117 | | MEASUREMENT REPORT (CERTIFICATION) | Approved by: Technical Manager |
| Test Report S/N: 1C2302130007-05.BCG | Test Dates: 2/10/2023 - 4/25/2023 | EUT Type: Head Mounted Device | Page 136 of 388 |

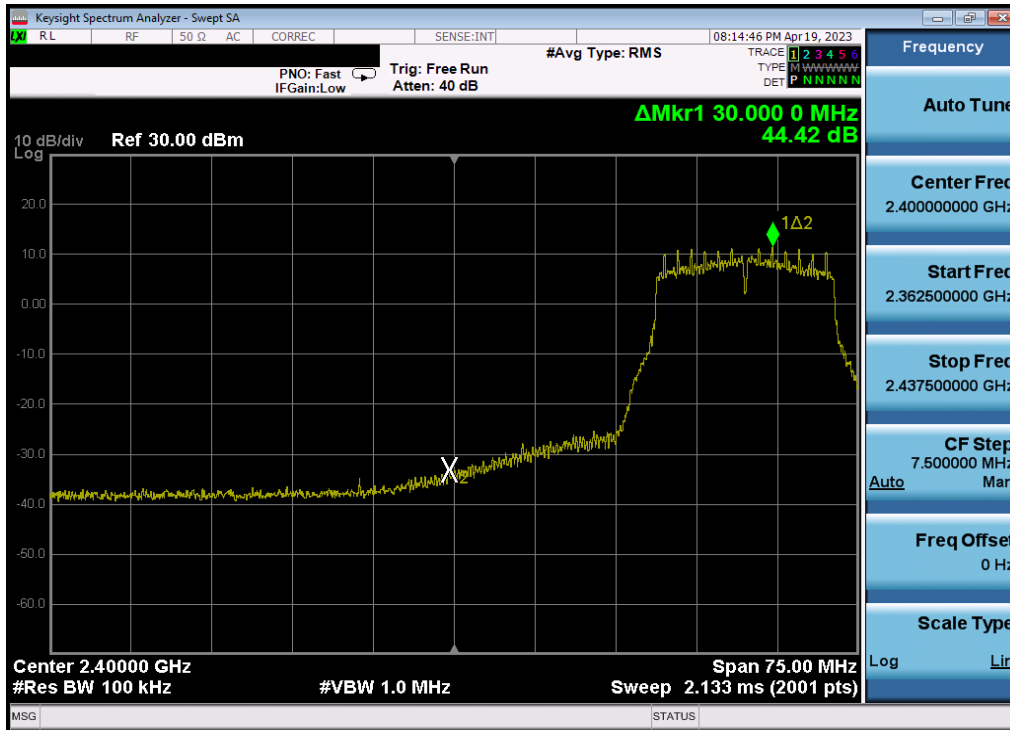


Plot 7-181. Band Edge Plot ANT1 (802.11g- Ch. 2) – 12Mbps

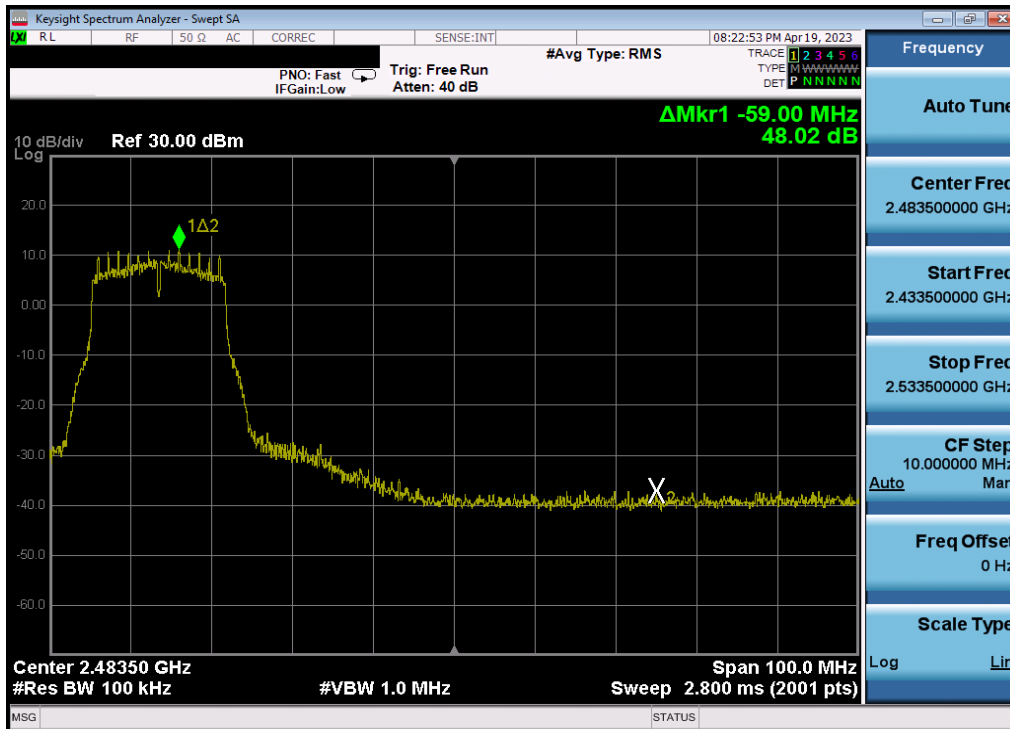


Plot 7-182. Band Edge Plot ANT1 (802.11g- Ch. 3) – 12Mbps

| | | | |
|---|--------------------------------------|---------------------------------------|-----------------------------------|
| FCC ID: BCGA2117 IC: 579C-A2117 | | MEASUREMENT REPORT (CERTIFICATION) | Approved by: Technical Manager |
| Test Report S/N: 1C2302130007-05.BCG | Test Dates: 2/10/2023 - 4/25/2023 | EUT Type: Head Mounted Device | Page 137 of 388 |

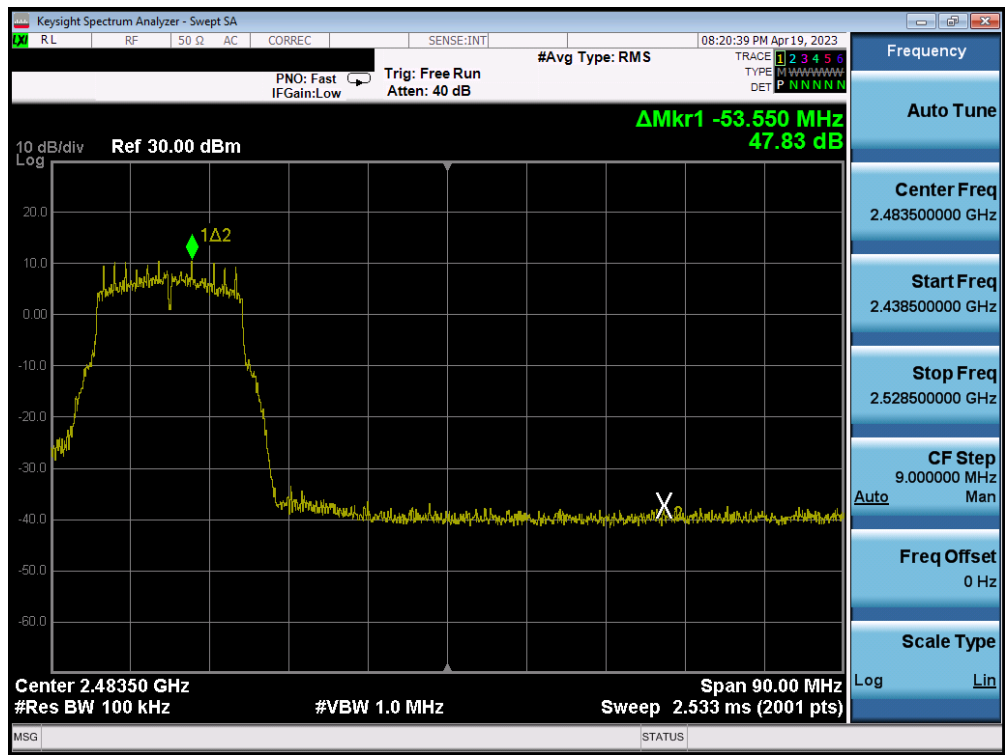


Plot 7-183. Band Edge Plot ANT1 (802.11g- Ch. 4) – 12Mbps



Plot 7-184. Band Edge Plot ANT1 (802.11g - Ch. 8) – 12Mbps

| | | | |
|---|--------------------------------------|---------------------------------------|-----------------------------------|
| FCC ID: BCGA2117 IC: 579C-A2117 | | MEASUREMENT REPORT (CERTIFICATION) | Approved by: Technical Manager |
| Test Report S/N: 1C2302130007-05.BCG | Test Dates: 2/10/2023 - 4/25/2023 | EUT Type: Head Mounted Device | Page 138 of 388 |

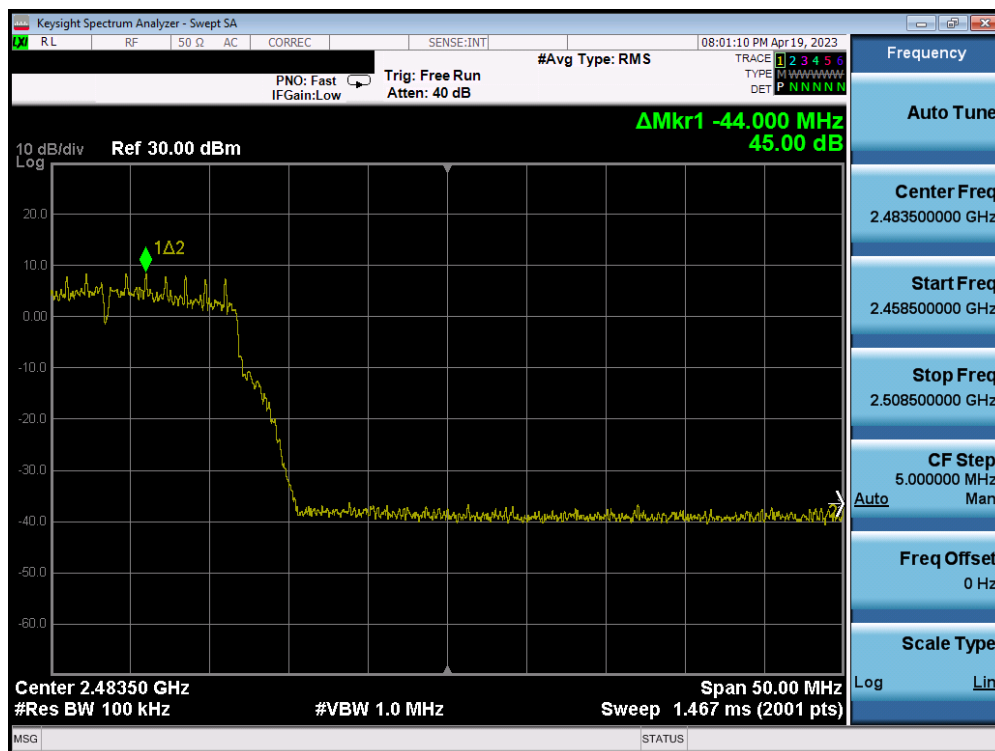


Plot 7-185. Band Edge Plot ANT1 (802.11g – Ch. 9) – 12Mbps

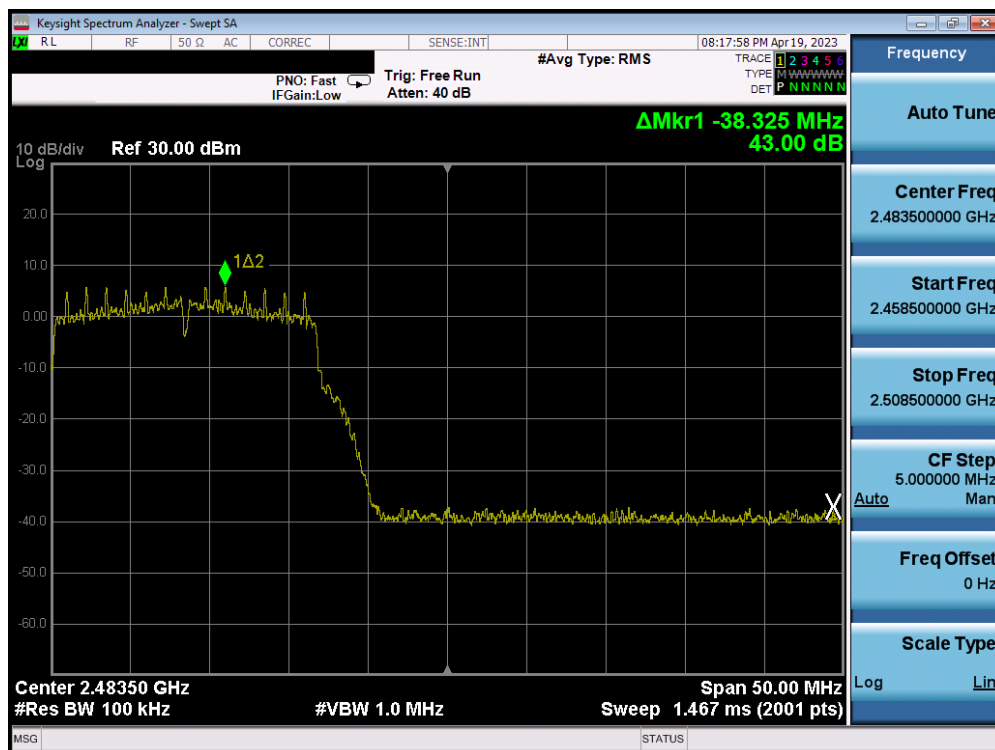


Plot 7-186. Band Edge Plot ANT1 (802.11g – Ch. 10) – 12Mbps

| | | | |
|---|--------------------------------------|---------------------------------------|-----------------------------------|
| FCC ID: BCGA2117 IC: 579C-A2117 | | MEASUREMENT REPORT (CERTIFICATION) | Approved by: Technical Manager |
| Test Report S/N: 1C2302130007-05.BCG | Test Dates: 2/10/2023 - 4/25/2023 | EUT Type: Head Mounted Device | Page 139 of 388 |

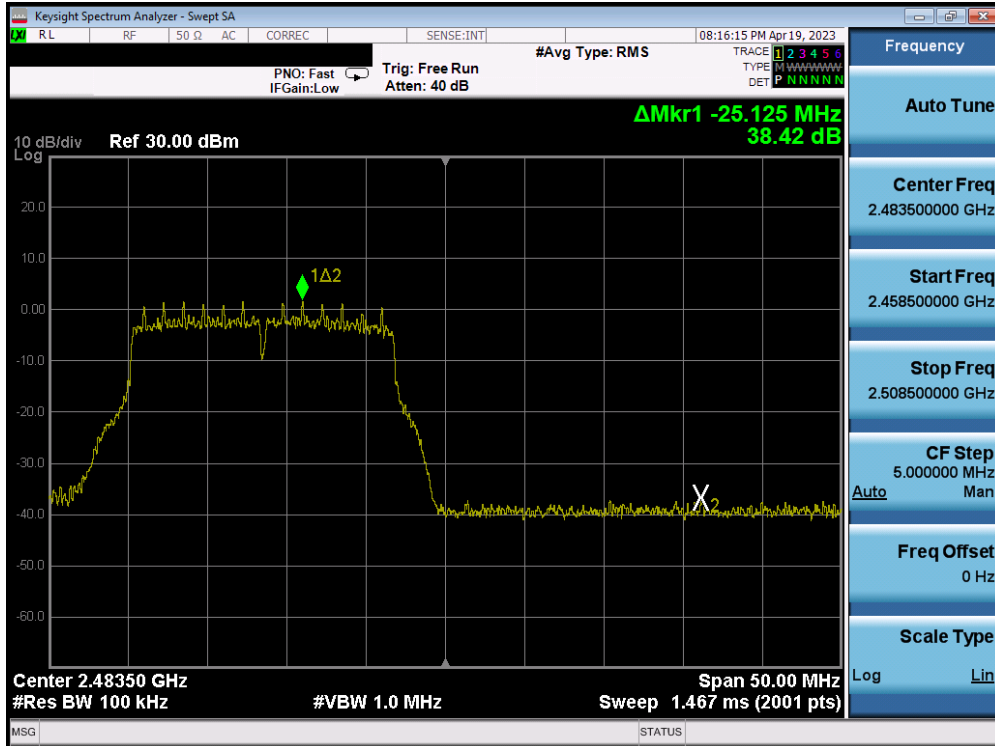


Plot 7-187. Band Edge Plot ANT1 (802.11g – Ch. 11) – 12Mbps

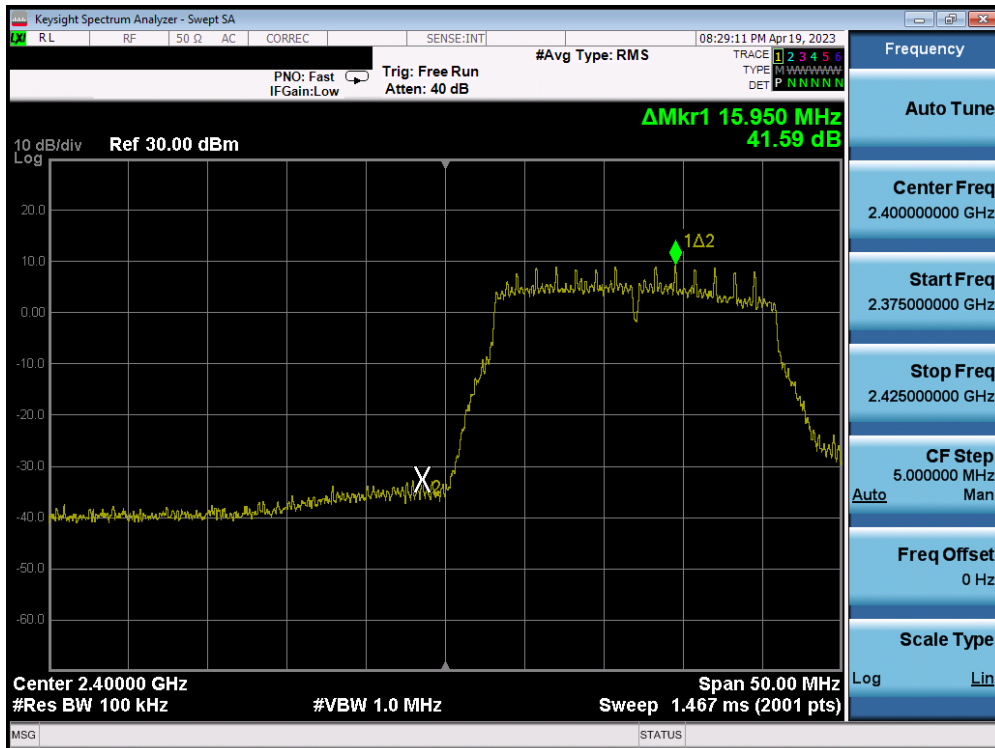


Plot 7-188. Band Edge Plot ANT1 (802.11g – Ch. 12) – 12Mbps

| | | | |
|---|--------------------------------------|---------------------------------------|-----------------------------------|
| FCC ID: BCGA2117 IC: 579C-A2117 | | MEASUREMENT REPORT (CERTIFICATION) | Approved by: Technical Manager |
| Test Report S/N: 1C2302130007-05.BCG | Test Dates: 2/10/2023 - 4/25/2023 | EUT Type: Head Mounted Device | Page 140 of 388 |

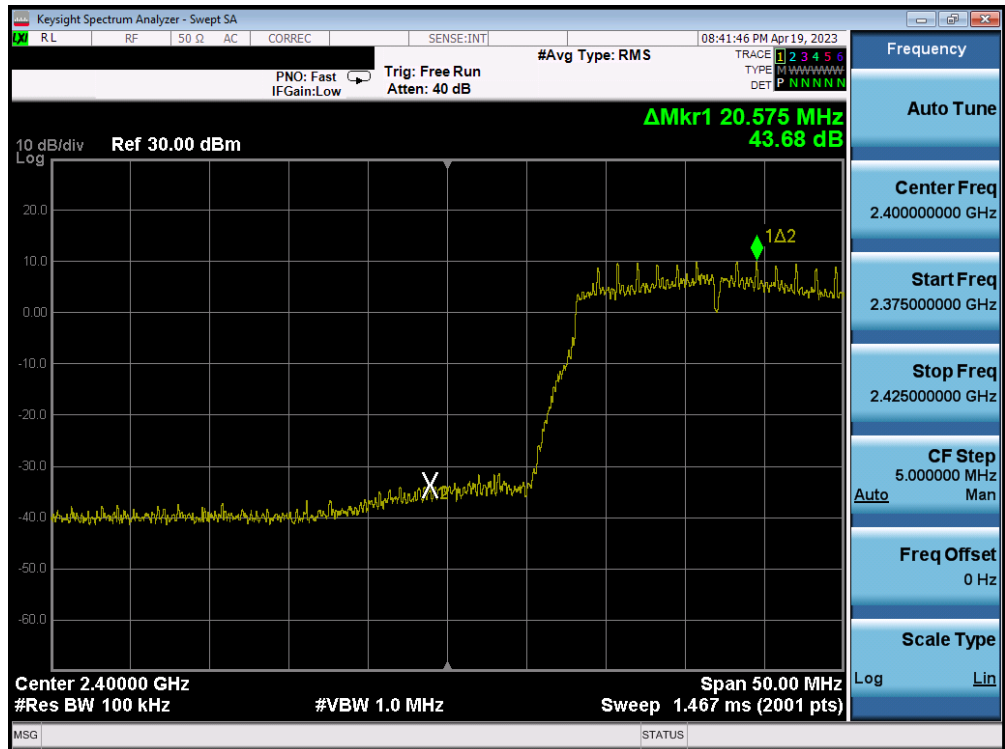


Plot 7-189. Band Edge Plot ANT1 (802.11g – Ch. 13) – 12Mbps

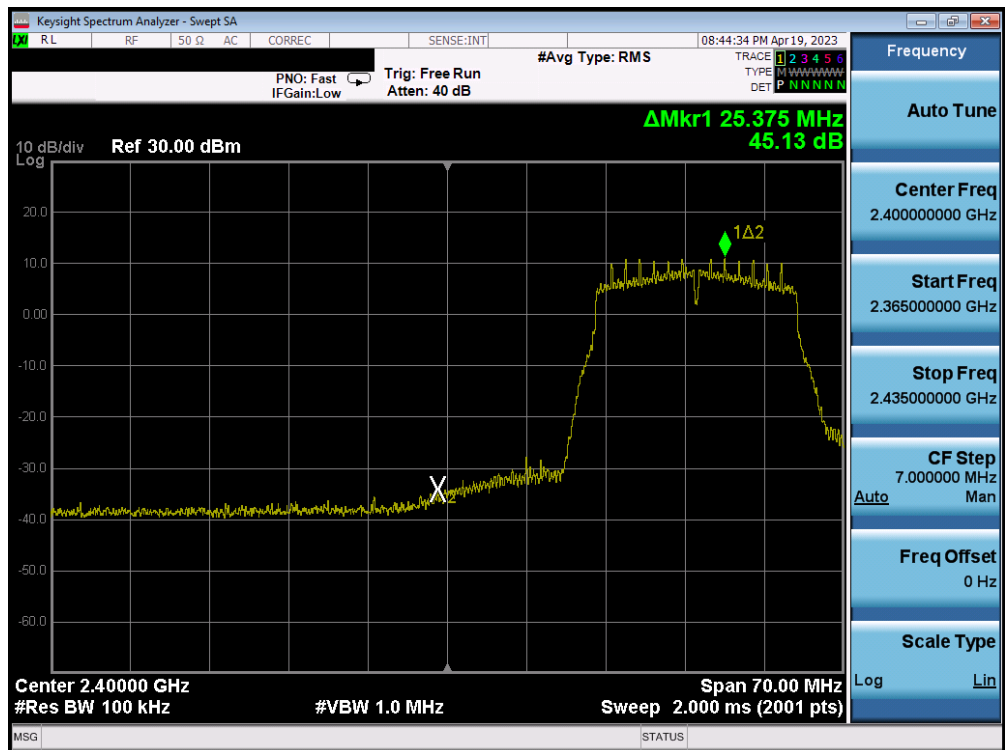


Plot 7-190. Band Edge Plot ANT1 (802.11n (2.4GHz) – Ch. 1) – MCS2

| | | | |
|---|--------------------------------------|---------------------------------------|-----------------------------------|
| FCC ID: BCGA2117 IC: 579C-A2117 | | MEASUREMENT REPORT (CERTIFICATION) | Approved by: Technical Manager |
| Test Report S/N: 1C2302130007-05.BCG | Test Dates: 2/10/2023 - 4/25/2023 | EUT Type: Head Mounted Device | Page 141 of 388 |

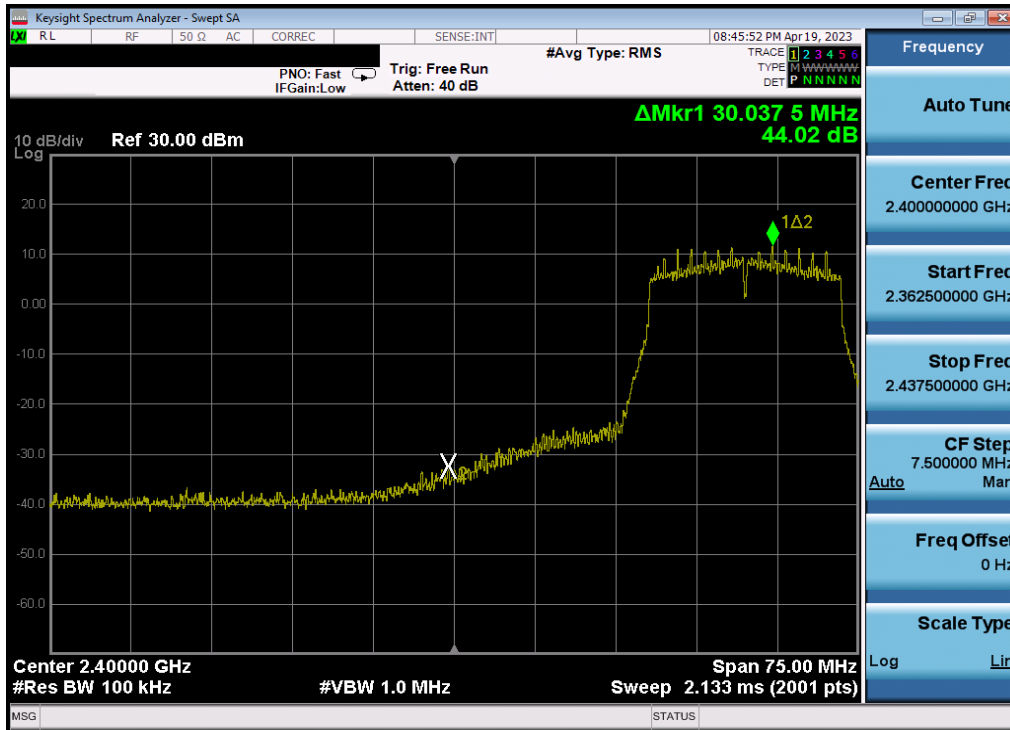


Plot 7-191. Band Edge Plot ANT1 (802.11n (2.4GHz) – Ch. 2) – MCS2

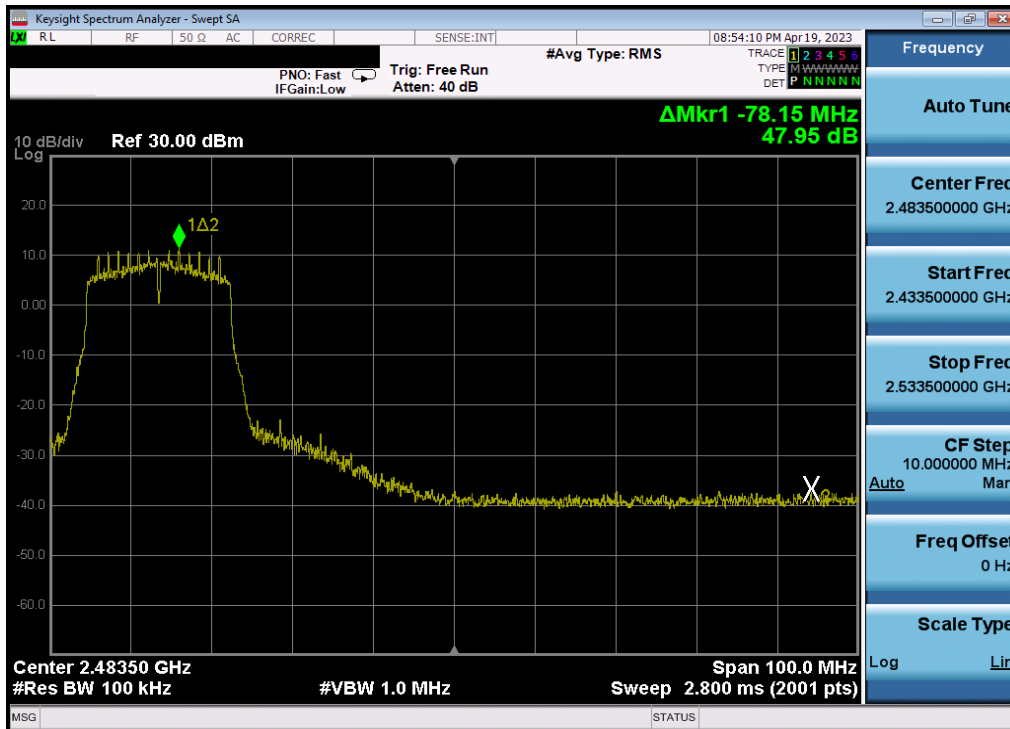


Plot 7-192. Band Edge Plot ANT1 (802.11n (2.4GHz) – Ch. 3) – MCS2

| | | | |
|---|--------------------------------------|---------------------------------------|-----------------------------------|
| FCC ID: BCGA2117 IC: 579C-A2117 | | MEASUREMENT REPORT (CERTIFICATION) | Approved by: Technical Manager |
| Test Report S/N: 1C2302130007-05.BCG | Test Dates: 2/10/2023 - 4/25/2023 | EUT Type: Head Mounted Device | Page 142 of 388 |

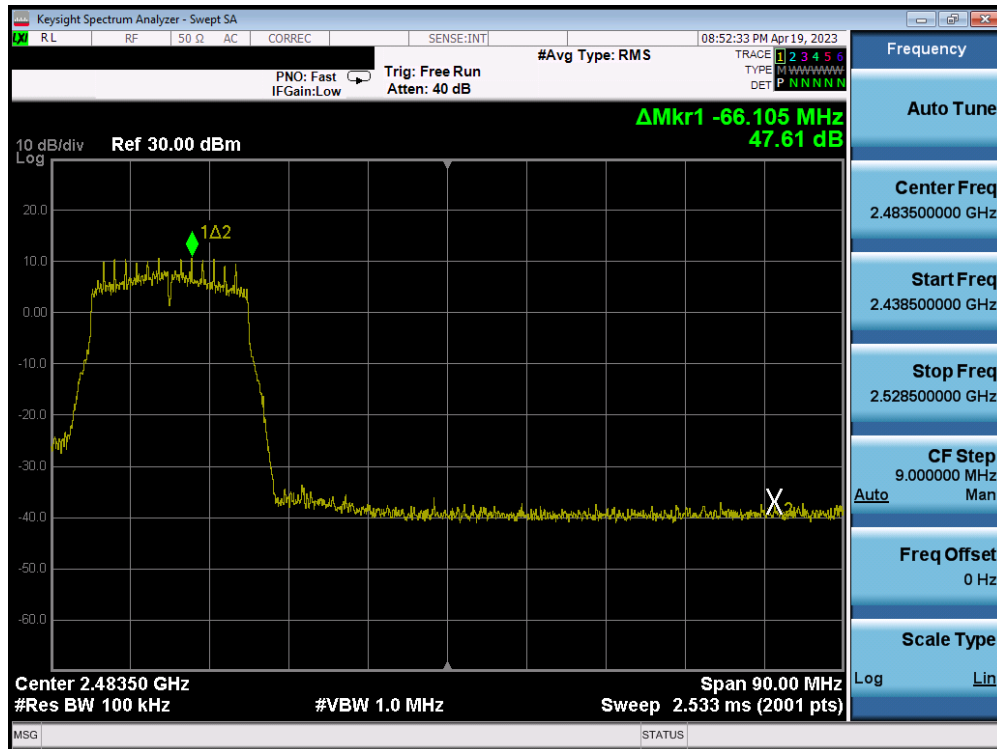


Plot 7-193. Band Edge Plot ANT1 (802.11n (2.4GHz) – Ch. 4) – MCS2

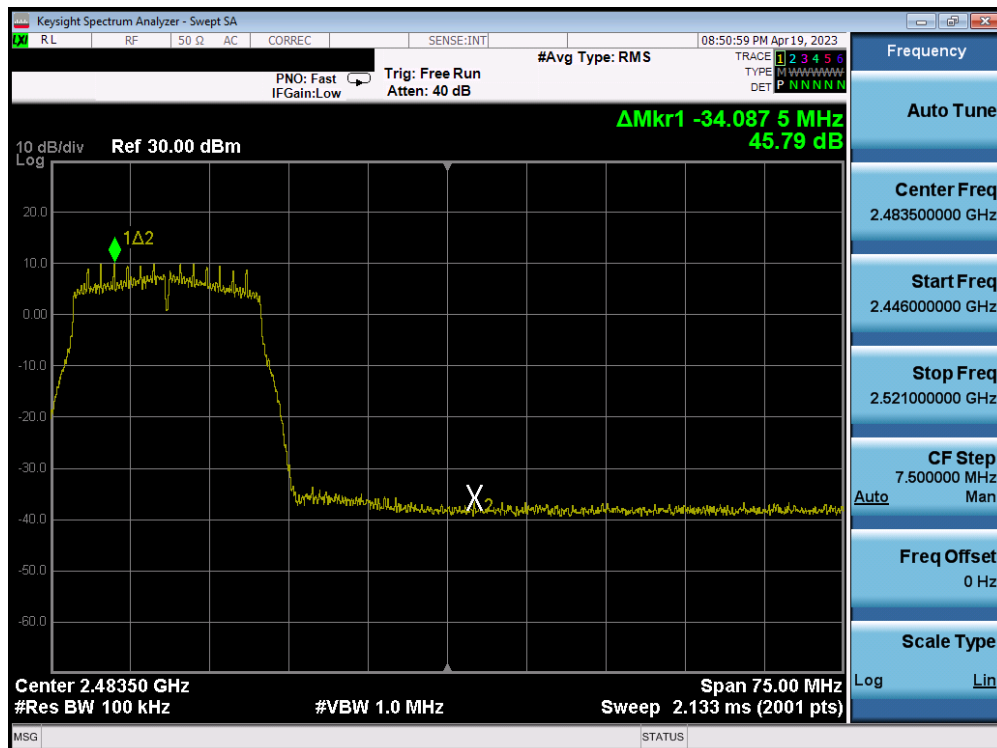


Plot 7-194. Band Edge Plot ANT1 (802.11n (2.4GHz) – Ch. 8) – MCS2

| | | | |
|---|--------------------------------------|---------------------------------------|-----------------------------------|
| FCC ID: BCGA2117 IC: 579C-A2117 | | MEASUREMENT REPORT (CERTIFICATION) | Approved by: Technical Manager |
| Test Report S/N: 1C2302130007-05.BCG | Test Dates: 2/10/2023 - 4/25/2023 | EUT Type: Head Mounted Device | Page 143 of 388 |



Plot 7-195. Band Edge Plot ANT1 (802.11n (2.4GHz) – Ch. 9) – MCS2



Plot 7-196. Band Edge Plot ANT1 (802.11n (2.4GHz) – Ch. 10) – MCS2

| | | | |
|---|---|--|-----------------------------------|
| FCC ID: BCGA2117 IC: 579C-A2117 |  | MEASUREMENT REPORT (CERTIFICATION) | Approved by: Technical Manager |
| Test Report S/N: 1C2302130007-05.BCG | Test Dates: 2/10/2023 - 4/25/2023 | EUT Type: Head Mounted Device | Page 144 of 388 |