
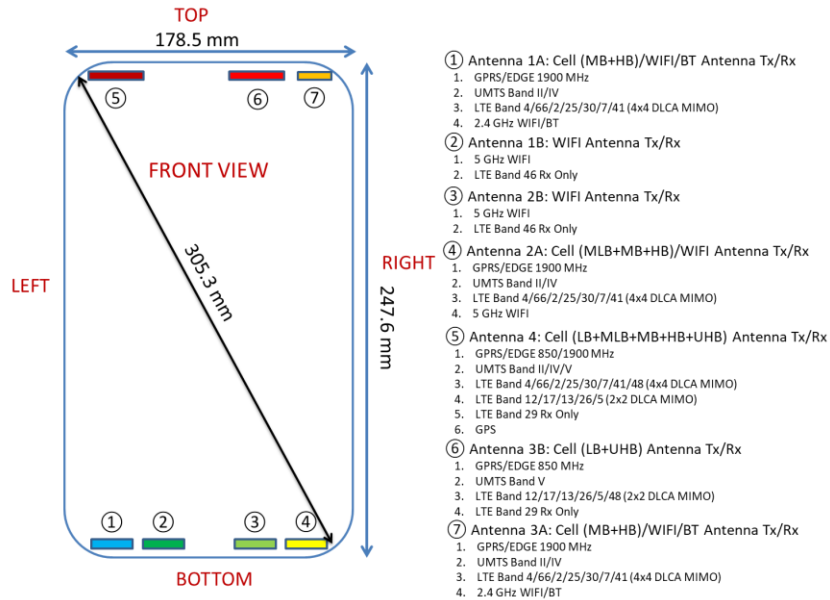




APPENDIX E: DUT ANTENNA DIAGRAM & SAR TEST SETUP PHOTOGRAPHS

FCC ID: BCGA2072	 PCTEST <small>Proud to be part of element</small>	SAR EVALUATION REPORT	Approved by: Quality Manager
Test Dates: 7/28/2020-09/16/2020	DUT Type: Tablet Device		APPENDIX E: Page 1 of 5



Note: Exact antenna dimensions and separation distances are shown in the Technical Descriptions in the FCC Filing.

Figure E-1
DUT Antenna Locations


FCC ID: BCGA2072	 Proud to be part of 	SAR EVALUATION REPORT	Approved by: Quality Manager
Test Dates: 7/28/2020-09/16/2020	DUT Type: Tablet Device		APPENDIX E: Page 2 of 5



SAR Test Setup Photo 1: Back Side at 0.0 cm – Ant 4/3A/3B



SAR Test Setup Photo 2: Back Side at 0.0 cm – Ant 1A/1B/2B/2A


FCC ID: BCGA2072	 PCTEST <small>Proud to be part of element</small>	SAR EVALUATION REPORT	Approved by: Quality Manager
Test Dates: 7/28/2020-09/16/2020	DUT Type: Tablet Device		APPENDIX E: Page 3 of 5



SAR Test Setup Photo 3: Top Edge at 0.0 cm



SAR Test Setup Photo 4: Bottom Edge at 0.0 cm


FCC ID: BCGA2072	 PCTEST <small>Proud to be part of element</small>	SAR EVALUATION REPORT	Approved by: Quality Manager
Test Dates: 7/28/2020-09/16/2020	DUT Type: Tablet Device		APPENDIX E: Page 4 of 5



SAR Test Setup Photo 5: Right Edge at 0.0 cm



SAR Test Setup Photo 6: Left Edge at 0.0 cm

FCC ID: BCGA2072	 PCTEST <small>Proud to be part of element</small>	SAR EVALUATION REPORT	Approved by: Quality Manager
Test Dates: 7/28/2020-09/16/2020	DUT Type: Tablet Device		APPENDIX E: Page 5 of 5