


11. SETUP PHOTOS

RADIATED EMISSION BELOW 30 MHz

X – POSITION (FLAT)





Y – POSITION (LANDSCAPE)





Z – POSITION (PORTRAIT)



RADIATED EMISSION ABOVE 30 MHz



AC MAINS LINE CONDUCTED EMISSION



FREQUENCY TOLERANCE OVER EXTREME CONDITIONS



END OF REPORT