



12. SETUP PHOTOS


ANTENNA PORT CONDUCTED RF MEASUREMENT SETUP




RADIATED RF MEASUREMENT SETUP (BELOW 1 GHz)



RADIATED RF MEASUREMENT SETUP FOR PORTABLE CONFIGURATION





Y-AXIS FRONT PHOTO




Y-AXIS BACK PHOTO







POWERLINE CONDUCTED EMISSIONS MEASUREMENT SETUP

EUT POWERED BY AC/DC ADAPTER





EUT POWERED BY HOST PC VIA USB CABLE





DYNAMIC FREQUENCY SELECTION MEASUREMENT SETUP


STANDARD CLIENT MODE




CLIENT TO CLIENT MODE



FULL SETUP



DFS FULL PHOTO (CLIENT-TO-CLIENT COMMUNICATIONS
MODE SETUP)



END OF REPORT