



## 12. SETUP PHOTOS


### ANTENNA PORT CONDUCTED RF MEASUREMENT SETUP



**RADIATED RF MEASUREMENT SETUP FOR PORTABLE CONFIGURATION**



Y-AXIS FRONT PHOTO



Y-AXIS BACK PHOTO






Z-AXIS FRONT PHOTO



Z-AXIS BACK PHOTO



**FREQUENCY TOLERANCE OVER EXTREME CONDITIONS**



**END OF REPORT**