



12. SETUP PHOTOS

ANTENNA PORT CONDUCTED RF MEASUREMENT SETUP




RADIATED RF MEASUREMENT SETUP FOR PORTABLE CONFIGURATION



X-AXIS BACK PHOTO




Y-AXIS FRONT PHOTO




Y-AXIS BACK PHOTO




Z-AXIS FRONT PHOTO





FREQUENCY TOLERANCE OVER EXTREME CONDITIONS



END OF REPORT