




## 12. SETUP PHOTOS



### ANTENNA PORT CONDUCTED RF MEASUREMENT SETUP





**RADIATED RF MEASUREMENT SETUP (BELOW 1 GHz)**



**RADIATED RF MEASUREMENT SETUP (ABOVE 1 GHz)**



**POWERLINE CONDUCTED EMISSIONS MEASUREMENT SETUP**



**DYNAMIC FREQUENCY SELECTION MEASUREMENT SETUP**

**STANDARD CLIENT MODE**

DFS FRONT PHOTO (EUT)




DFS BACK PHOTO (EUT)



**CLIENT TO CLIENT MODE**

DFS FRONT PHOTO (EUT)



DFS BACK PHOTO (EUT)



**FULL SETUP**

DFS FRONT PHOTO (CLIENT MODE SETUP)



DFS FRONT PHOTO (CLIENT-TO-CLIENT COMMUNICATIONS MODE SETUP)



**END OF REPORT**