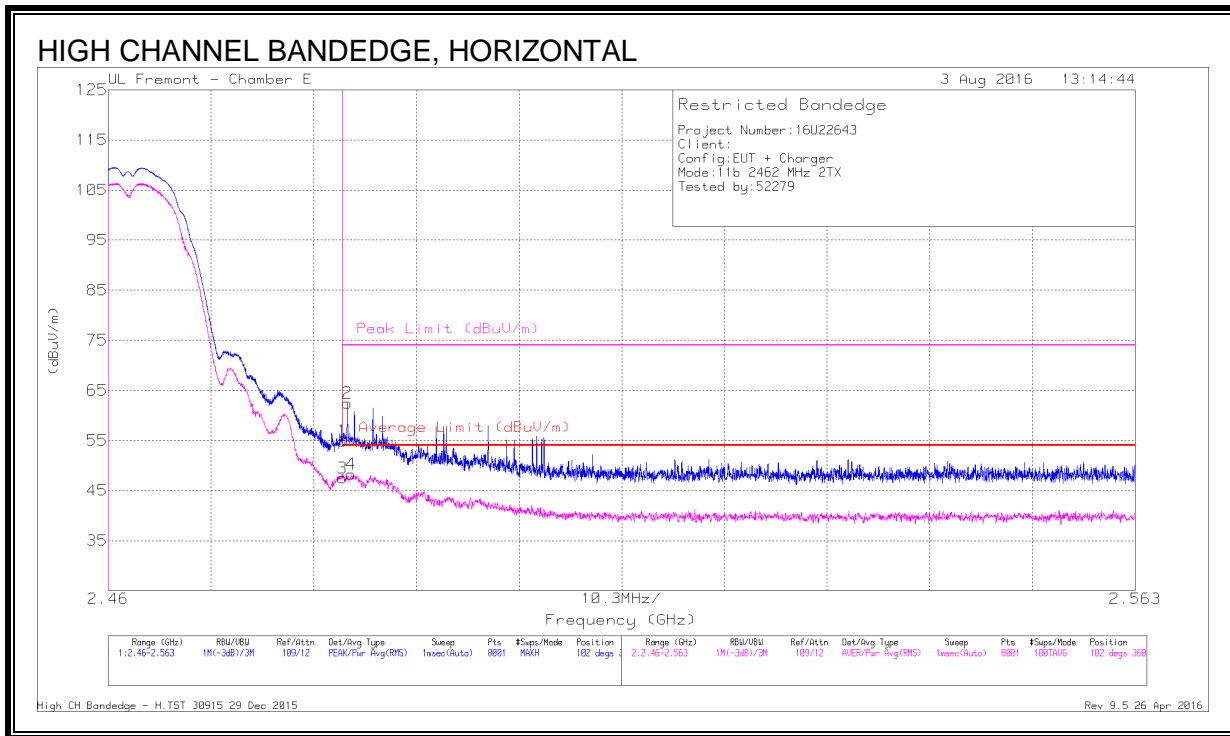


DATA

| Marker | Frequency (GHz) | Meter Reading (dBuV) | Det | AF T711 (dB/m) | Amp/Cbl/Filtr/Par d (dB) | Corrected Reading (dBuV/m) | Average Limit (dBuV/m) | Margin (dB) | Peak Limit (dBuV/m) | PK Margin (dB) | Azimuth (Degs) | Height (cm) | Polarity |
|--------|-----------------|----------------------|-----|----------------|--------------------------|----------------------------|------------------------|-------------|---------------------|----------------|----------------|-------------|----------|
| 1 | * 2.39 | 45.06 | Pk | 32.1 | -19.9 | 57.26 | - | - | 74 | -16.74 | 46 | 275 | V |
| 2 | * 2.388 | 51.04 | Pk | 32.1 | -19.9 | 63.24 | - | - | 74 | -10.76 | 46 | 275 | V |
| 3 | * 2.39 | 37.83 | RMS | 32.1 | -19.9 | 50.03 | 54 | -3.97 | - | - | 46 | 275 | V |
| 4 | * 2.386 | 38.39 | RMS | 32.1 | -19.9 | 50.59 | 54 | -3.41 | - | - | 46 | 275 | V |

* - indicates frequency in CFR47 Pt 15 / IC RSS-Restricted Band
 Pk - Peak detector
 RMS - RMS detection

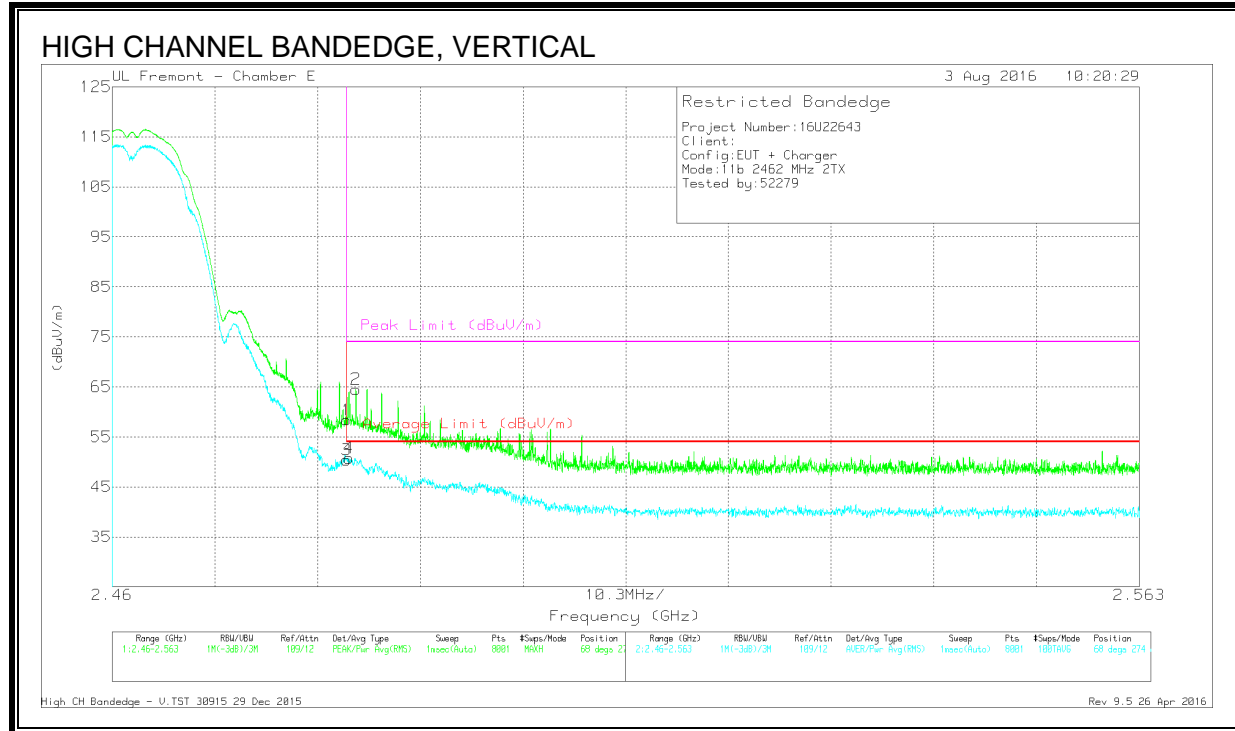
AUTHORIZED BANDEGE (HIGH CHANNEL, CH 11)



DATA

| Marker | Frequency (GHz) | Meter Reading (dBuV) | Det | AF T711 (dB/m) | Amp/Cb/Fltr/Pad (dB) | Corrected Reading (dBuV/m) | Average Limit (dBuV/m) | Margin (dB) | Peak Limit (dBuV/m) | PK Margin (dB) | Azimuth (Degs) | Height (cm) | Polarity |
|--------|-----------------|----------------------|-----|----------------|----------------------|----------------------------|------------------------|-------------|---------------------|----------------|----------------|-------------|----------|
| 1 | * 2.484 | 42.57 | Pk | 32.3 | -20 | 54.87 | - | - | 74 | -19.13 | 102 | 360 | H |
| 2 | * 2.484 | 50.17 | Pk | 32.3 | -20 | 62.47 | - | - | 74 | -11.53 | 102 | 360 | H |
| 3 | * 2.484 | 35.21 | RMS | 32.3 | -20 | 47.51 | 54 | -6.49 | - | - | 102 | 360 | H |
| 4 | * 2.484 | 35.97 | RMS | 32.3 | -20 | 48.27 | 54 | -5.73 | - | - | 102 | 360 | H |

* - indicates frequency in CFR47 Pt 15 / IC RSS-Restricted Band
 Pk - Peak detector
 RMS - RMS detection

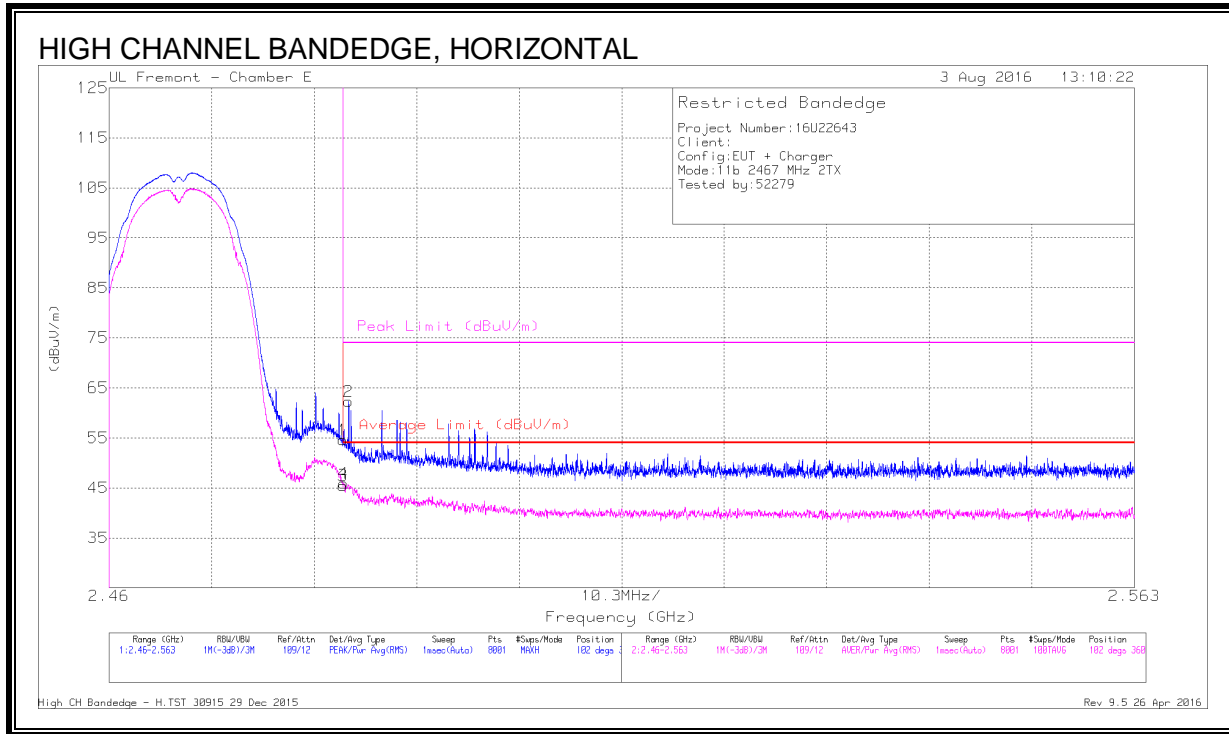


DATA

| Marker | Frequency (GHz) | Meter Reading (dBuV) | Det | AF T711 (dB/m) | Amp/Cbl/Filtr/Par d (dB) | Corrected Reading (dBuV/m) | Average Limit (dBuV/m) | Margin (dB) | Peak Limit (dBuV/m) | PK Margin (dB) | Azimuth (Degs) | Height (cm) | Polarity |
|--------|-----------------|----------------------|-----|----------------|--------------------------|----------------------------|------------------------|-------------|---------------------|----------------|----------------|-------------|----------|
| 1 | * 2.484 | 46.08 | Pk | 32.3 | -20 | 58.38 | - | - | 74 | -15.62 | 68 | 274 | V |
| 2 | * 2.484 | 52.24 | Pk | 32.3 | -20 | 64.54 | - | - | 74 | -9.46 | 68 | 274 | V |
| 3 | * 2.484 | 38.11 | RMS | 32.3 | -20 | 50.41 | 54 | -3.59 | - | - | 68 | 274 | V |
| 4 | * 2.484 | 38.47 | RMS | 32.3 | -20 | 50.77 | 54 | -3.23 | - | - | 68 | 274 | V |

* - indicates frequency in CFR47 Pt 15 / IC RSS-Restricted Band
 Pk - Peak detector
 RMS - RMS detection

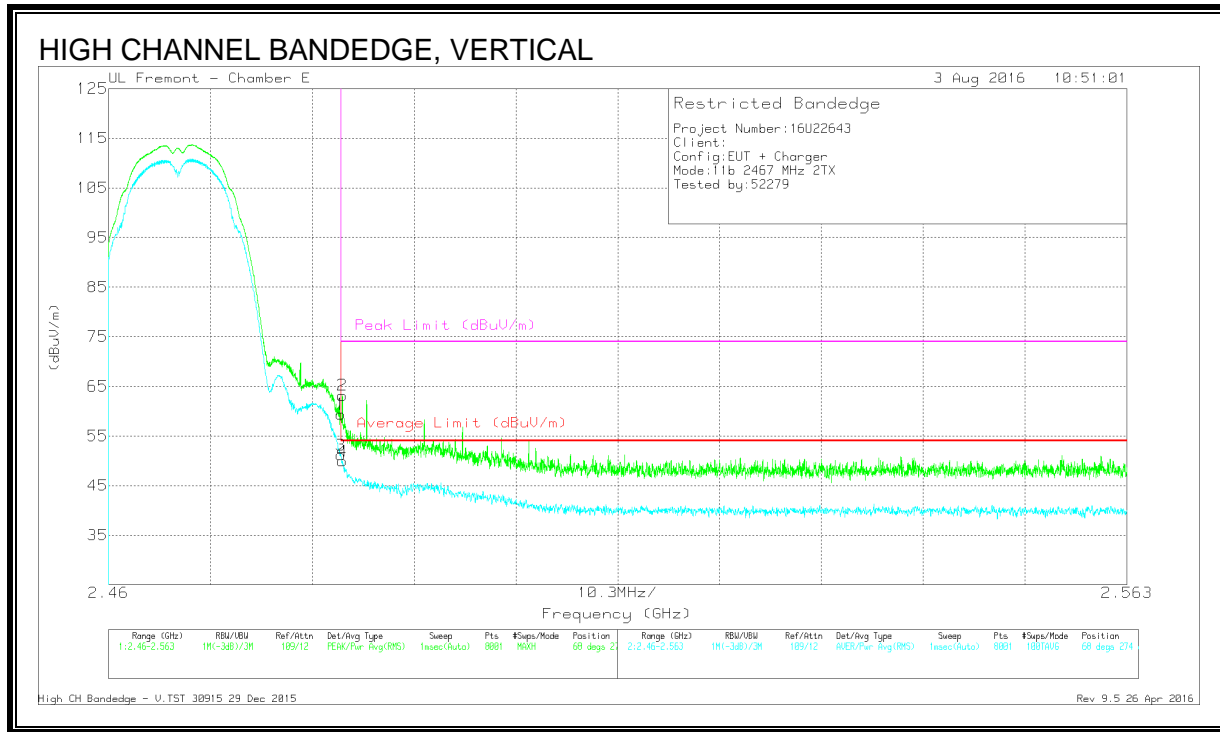
AUTHORIZED BANDEGE (HIGH CHANNEL, CH 12)



DATA

| Marker | Frequency (GHz) | Meter Reading (dBuV) | Det | AF T711 (dB/m) | Amp/Cb/Fltr/Pad (dB) | Corrected Reading (dBuV/m) | Average Limit (dBuV/m) | Margin (dB) | Peak Limit (dBuV/m) | PK Margin (dB) | Azimuth (Degs) | Height (cm) | Polarity |
|--------|-----------------|----------------------|-----|----------------|----------------------|----------------------------|------------------------|-------------|---------------------|----------------|----------------|-------------|----------|
| 1 | * 2.484 | 42.29 | Pk | 32.3 | -20 | 54.59 | - | - | 74 | -19.41 | 102 | 360 | H |
| 2 | * 2.484 | 49.98 | Pk | 32.3 | -20 | 62.28 | - | - | 74 | -11.72 | 102 | 360 | H |
| 3 | * 2.484 | 33.18 | RMS | 32.3 | -20 | 45.48 | 54 | -8.52 | - | - | 102 | 360 | H |
| 4 | * 2.484 | 33.61 | RMS | 32.3 | -20 | 45.91 | 54 | -8.09 | - | - | 102 | 360 | H |

* - indicates frequency in CFR47 Pt 15 / IC RSS-Restricted Band
 Pk - Peak detector
 RMS - RMS detection



DATA

| Marker | Frequency (GHz) | Meter Reading (dBuV) | Det | AF T711 (dB/m) | Amp/Cbl/Filtr/Pad (dB) | Corrected Reading (dBuV/m) | Average Limit (dBuV/m) | Margin (dB) | Peak Limit (dBuV/m) | PK Margin (dB) | Azimuth (Degs) | Height (cm) | Polarity |
|--------|-----------------|----------------------|-----|----------------|------------------------|----------------------------|------------------------|-------------|---------------------|----------------|----------------|-------------|----------|
| 1 | * 2.484 | 47.09 | Pk | 32.3 | -20 | 59.39 | - | - | 74 | -14.61 | 68 | 274 | V |
| 2 | * 2.484 | 50.92 | Pk | 32.3 | -20 | 63.22 | - | - | 74 | -10.78 | 68 | 274 | V |
| 3 | * 2.484 | 38.87 | RMS | 32.3 | -20 | 51.17 | 54 | -2.83 | - | - | 68 | 274 | V |
| 4 | * 2.484 | 37.64 | RMS | 32.3 | -20 | 49.94 | 54 | -4.06 | - | - | 68 | 274 | V |

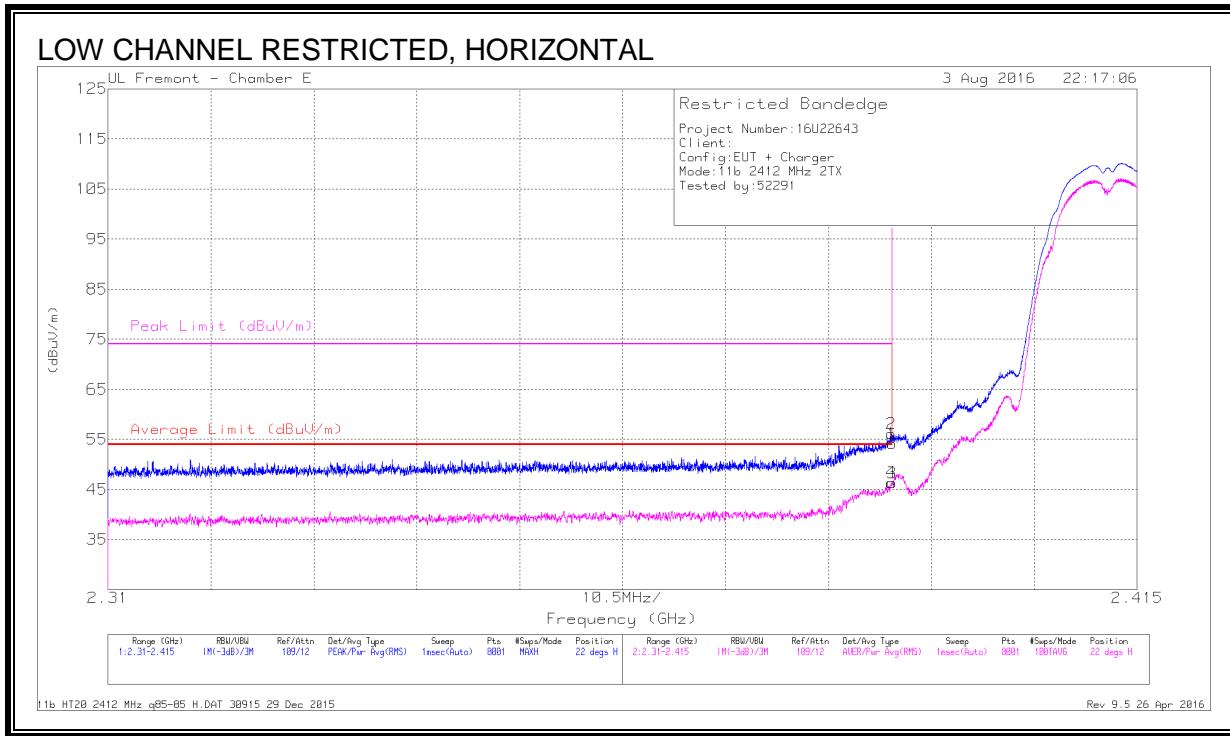
* - indicates frequency in CFR47 Pt 15 / IC RSS-Restricted Band

Pk - Peak detector

RMS - RMS detection

9.7. 802.11b 2Tx MODE IN THE 2.4 GHz BAND CHAIN 1+2

RESTRICTED BANDEDGE (LOW CHANNEL, CH 1)



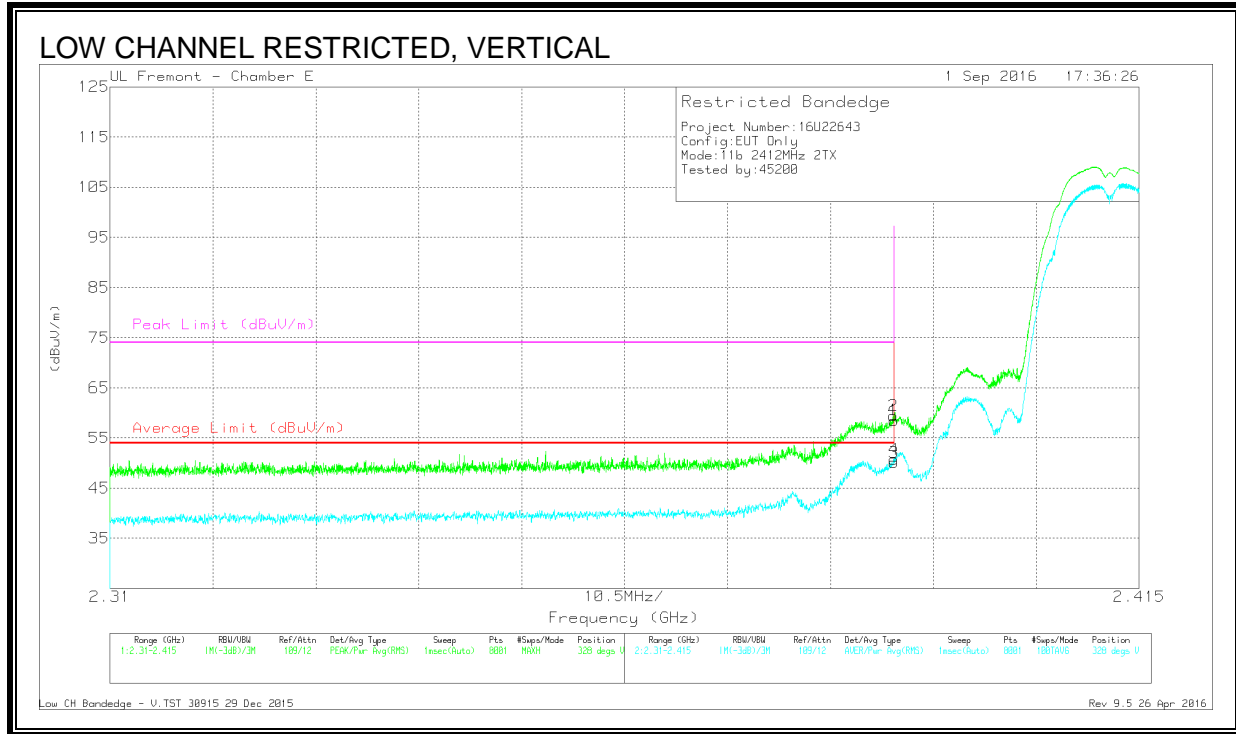
DATA

| Marker | Frequency (GHz) | Meter Reading (dBuV) | Det | AF T711 (dB/m) | Amp/Cbi/Filtr/Pad (dB) | Corrected Reading (dBuV/m) | Average Limit (dBuV/m) | Margin (dB) | Peak Limit (dBuV/m) | PK Margin (dB) | Azimuth (Degs) | Height (cm) | Polarity |
|--------|-----------------|----------------------|-----|----------------|------------------------|----------------------------|------------------------|-------------|---------------------|----------------|----------------|-------------|----------|
| 1 | * 2.39 | 41.95 | Pk | 32.1 | -19.9 | 54.15 | - | - | 74 | -19.85 | 22 | 319 | H |
| 2 | * 2.39 | 43.93 | Pk | 32.1 | -19.9 | 56.13 | - | - | 74 | -17.87 | 22 | 319 | H |
| 3 | * 2.39 | 34.15 | RMS | 32.1 | -19.9 | 46.35 | 54 | -7.65 | - | - | 22 | 319 | H |
| 4 | * 2.39 | 34.19 | RMS | 32.1 | -19.9 | 46.39 | 54 | -7.61 | - | - | 22 | 319 | H |

* - indicates frequency in CFR47 Pt 15 / IC RSS-Restricted Band

Pk - Peak detector

RMS - RMS detection

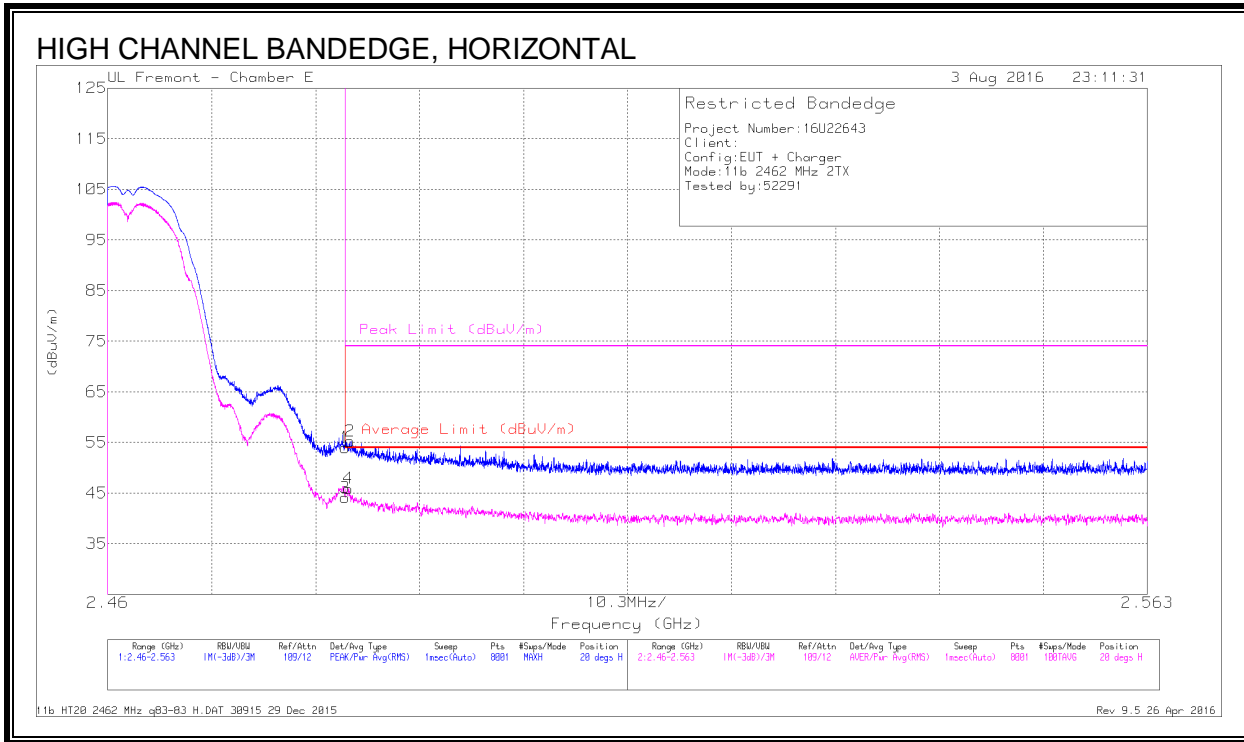


DATA

| Marker | Frequency (GHz) | Meter Reading (dBuV) | Det | AF T711 (dB/m) | Amp/Cbl/Fitter/Pad (dB) | Corrected Reading (dBuV/m) | Average Limit (dBuV/m) | Margin (dB) | Peak Limit (dBuV/m) | PK Margin (dB) | Azimuth (Degs) | Height (cm) | Polarity |
|--------|-----------------|----------------------|-----|----------------|-------------------------|----------------------------|------------------------|-------------|---------------------|----------------|----------------|-------------|----------|
| 1 | * 2.39 | 46.34 | Pk | 32.1 | -19.9 | 58.54 | - | - | 74 | -15.46 | 328 | 366 | V |
| 2 | * 2.39 | 47.26 | Pk | 32.1 | -19.9 | 59.46 | - | - | 74 | -14.54 | 328 | 366 | V |
| 3 | * 2.39 | 37.95 | RMS | 32.1 | -19.9 | 50.15 | 54 | -3.85 | - | - | 328 | 366 | V |
| 4 | * 2.39 | 38.57 | RMS | 32.1 | -19.9 | 50.77 | 54 | -3.23 | - | - | 328 | 366 | V |

* - indicates frequency in CFR47 Pt 15 / IC RSS-Restricted Band
 Pk - Peak detector
 RMS - RMS detection

AUTHORIZED BANDEGE (HIGH CHANNEL, CH 11)



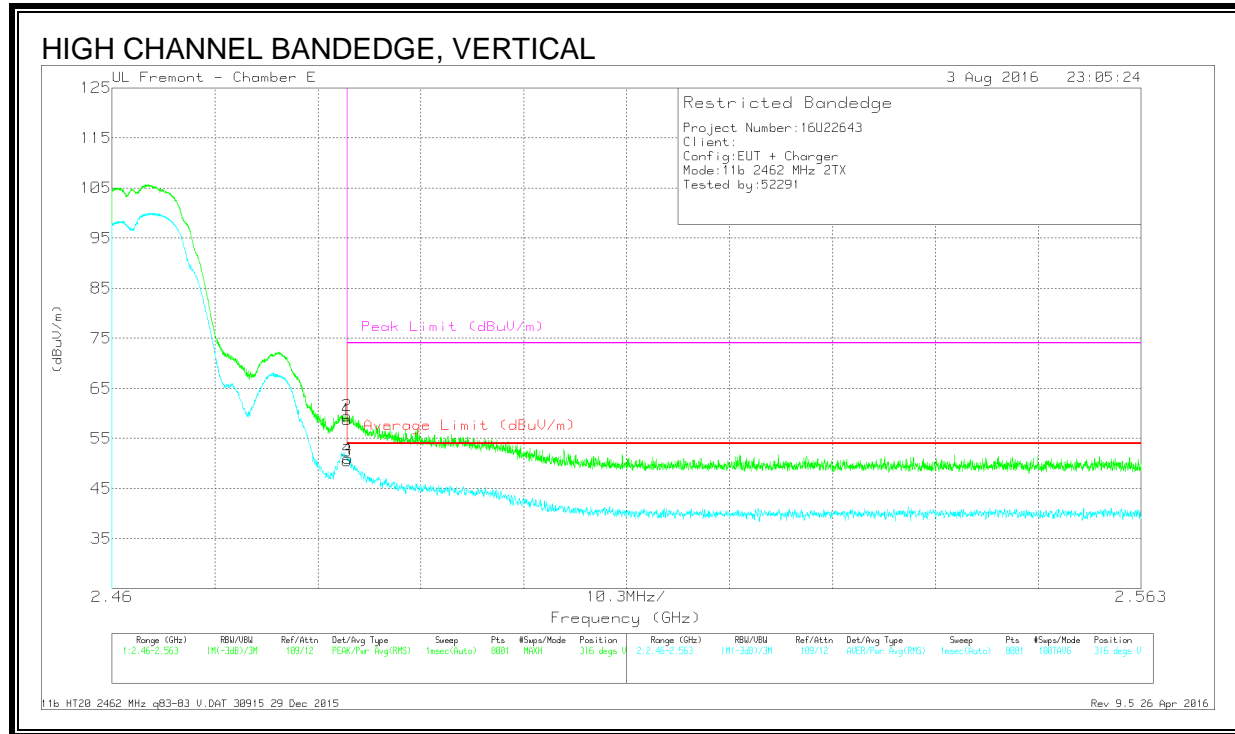
DATA

| Marker | Frequency (GHz) | Meter Reading (dBuV) | Det | AF T711 (dB/m) | Amp/Cb/Fltr/Pa d (dB) | Corrected Reading (dBuV/m) | Average Limit (dBuV/m) | Margin (dB) | Peak Limit (dBuV/m) | PK Margin (dB) | Azimuth (Degs) | Height (cm) | Polarity |
|--------|-----------------|----------------------|-----|----------------|-----------------------|----------------------------|------------------------|-------------|---------------------|----------------|----------------|-------------|----------|
| 1 | * 2.484 | 41.68 | Pk | 32.3 | -20 | 53.98 | - | - | 74 | -20.02 | 20 | 328 | H |
| 2 | * 2.484 | 42.93 | Pk | 32.3 | -20 | 55.23 | - | - | 74 | -18.77 | 20 | 328 | H |
| 3 | * 2.484 | 31.83 | RMS | 32.3 | -20 | 44.13 | 54 | -9.87 | - | - | 20 | 328 | H |
| 4 | * 2.484 | 33.6 | RMS | 32.3 | -20 | 45.9 | 54 | -8.1 | - | - | 20 | 328 | H |

* - indicates frequency in CFR47 Pt 15 / IC RSS-Restricted Band

Pk - Peak detector

RMS - RMS detection

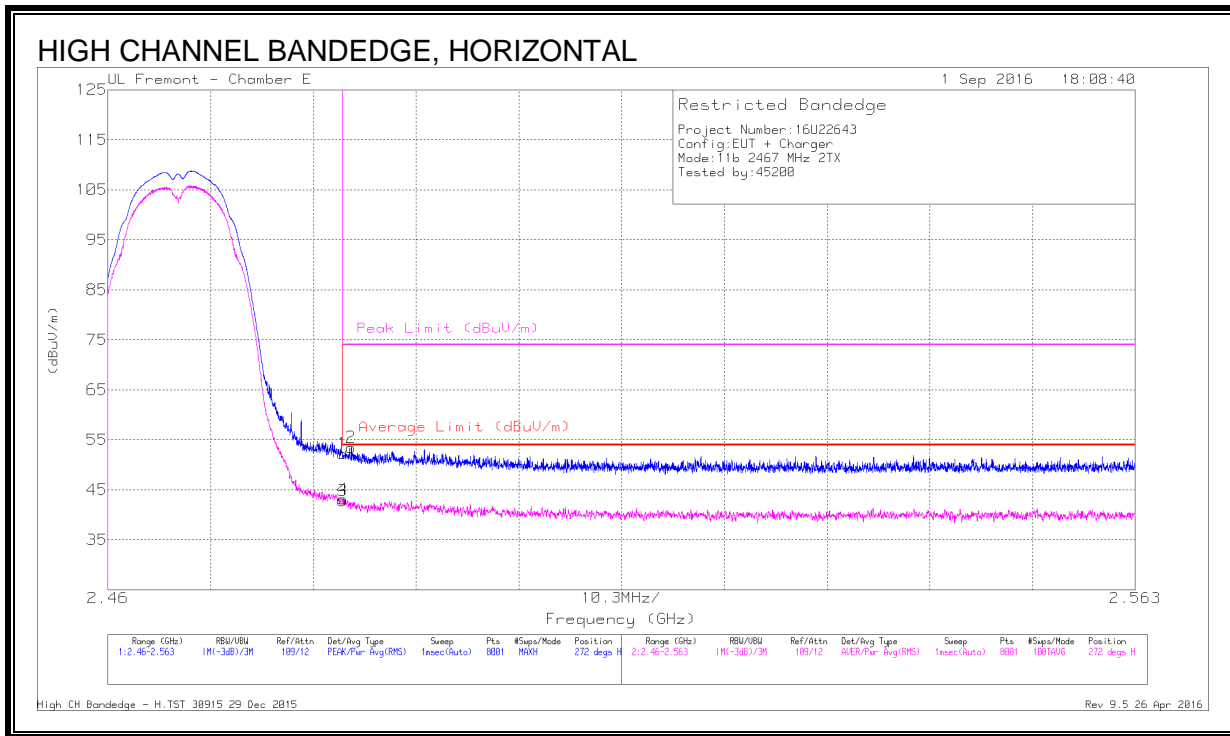


DATA

| Marker | Frequency (GHz) | Meter Reading (dBuV) | Det | AF T711 (dB/m) | Amp/Cb/Fltr/Pass (dB) | Corrected Reading (dBuV/m) | Average Limit (dBuV/m) | Margin (dB) | Peak Limit (dBuV/m) | PK Margin (dB) | Azimuth (Degs) | Height (cm) | Polarity |
|--------|-----------------|----------------------|-----|----------------|-----------------------|----------------------------|------------------------|-------------|---------------------|----------------|----------------|-------------|----------|
| 1 | * 2.484 | 46.47 | Pk | 32.3 | -20 | 58.77 | - | - | 74 | -15.23 | 316 | 324 | V |
| 2 | * 2.484 | 47.22 | Pk | 32.3 | -20 | 59.52 | - | - | 74 | -14.48 | 316 | 324 | V |
| 3 | * 2.484 | 38.24 | RMS | 32.3 | -20 | 50.54 | 54 | -3.46 | - | - | 316 | 324 | V |
| 4 | * 2.484 | 38.67 | RMS | 32.3 | -20 | 50.97 | 54 | -3.03 | - | - | 316 | 324 | V |

* - indicates frequency in CFR47 Pt 15 / IC RSS-Restricted Band
 Pk - Peak detector
 RMS - RMS detection

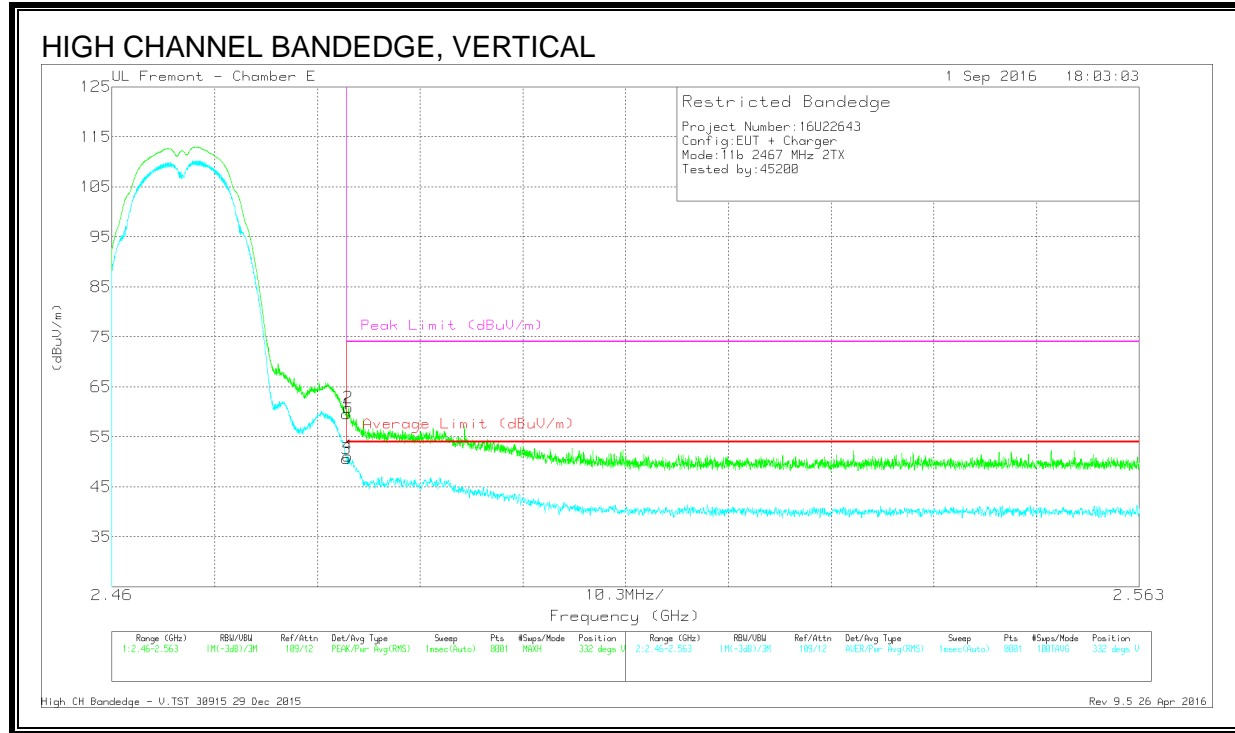
AUTHORIZED BANDEDGE (HIGH CHANNEL, CH 12)



DATA

| Marker | Frequency (GHz) | Meter Reading (dBuV) | Det | AF T711 (dB/m) | Amp/Cb/Filtr/Pad (dB) | Corrected Reading (dBuV/m) | Average Limit (dBuV/m) | Margin (dB) | Peak Limit (dBuV/m) | PK Margin (dB) | Azimuth (Degs) | Height (cm) | Polarity |
|--------|-----------------|----------------------|-----|----------------|-----------------------|----------------------------|------------------------|-------------|---------------------|----------------|----------------|-------------|----------|
| 1 | * 2.484 | 39.96 | Pk | 32.3 | -20 | 52.26 | - | - | 74 | -21.74 | 272 | 179 | H |
| 2 | * 2.484 | 41.2 | Pk | 32.3 | -20 | 53.5 | - | - | 74 | -20.5 | 272 | 179 | H |
| 3 | * 2.484 | 30.55 | RMS | 32.3 | -20 | 42.85 | 54 | -11.15 | - | - | 272 | 179 | H |
| 4 | * 2.484 | 30.81 | RMS | 32.3 | -20 | 43.11 | 54 | -10.89 | - | - | 272 | 179 | H |

* - indicates frequency in CFR47 Pt 15 / IC RSS-Restricted Band
 Pk - Peak detector
 RMS - RMS detection



DATA

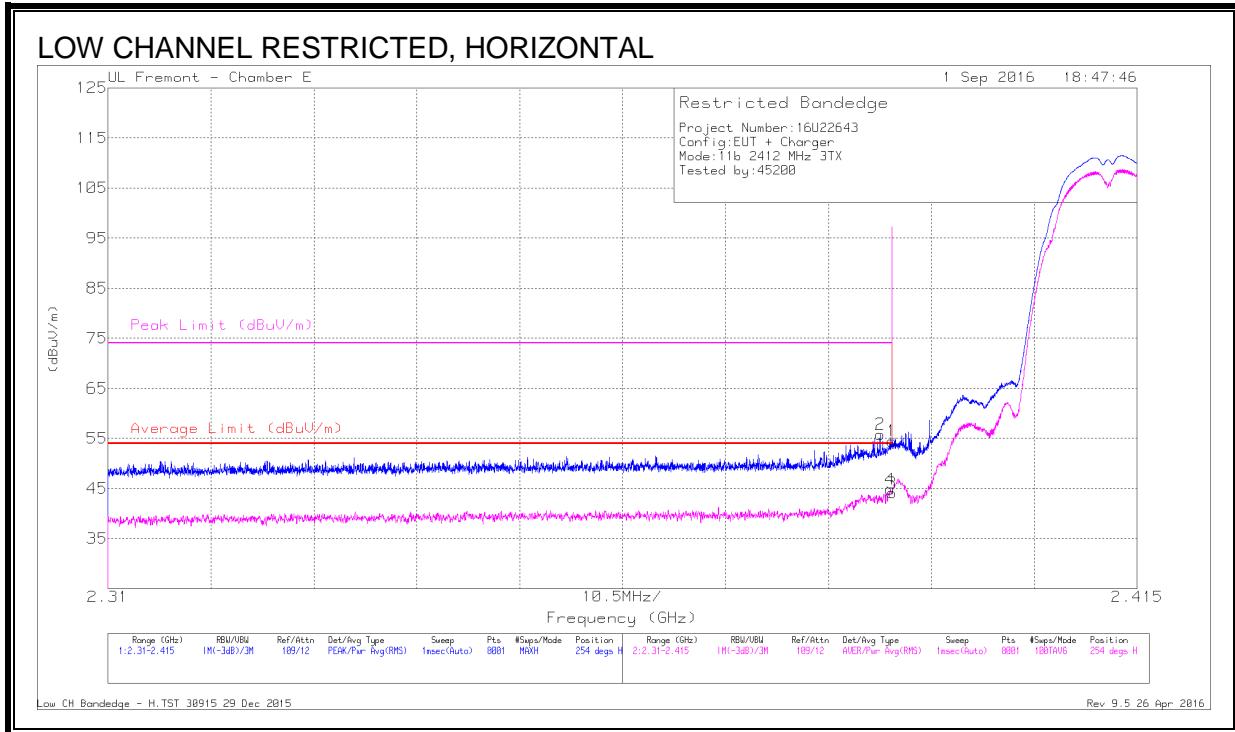
| Marker | Frequency (GHz) | Meter Reading (dBuV) | Det | AF T711 (dB/m) | Amp/Cbl/Filtr/Pa d (dB) | Corrected Reading (dBuV/m) | Average Limit (dBuV/m) | Margin (dB) | Peak Limit (dBuV/m) | PK Margin (dB) | Azimuth (Degs) | Height (cm) | Polarity |
|--------|-----------------|----------------------|-----|----------------|-------------------------|----------------------------|------------------------|-------------|---------------------|----------------|----------------|-------------|----------|
| 1 | * 2.484 | 47.3 | Pk | 32.3 | -20 | 59.6 | - | - | 74 | -14.4 | 332 | 296 | V |
| 2 | * 2.484 | 48.54 | Pk | 32.3 | -20 | 60.84 | - | - | 74 | -13.16 | 332 | 296 | V |
| 3 | * 2.484 | 38.33 | RMS | 32.3 | -20 | 50.63 | 54 | -3.37 | - | - | 332 | 296 | V |
| 4 | * 2.484 | 38.87 | RMS | 32.3 | -20 | 51.17 | 54 | -2.83 | - | - | 332 | 296 | V |

* - indicates frequency in CFR47 Pt 15 / IC RSS-Restricted Band
 Pk - Peak detector
 RMS - RMS detection

9.8. 802.11b 3Tx MODE IN THE 2.4 GHz BAND

9.8.1. RESTRICTED BANDEGE

RESTRICTED BANDEGE (LOW CHANNEL, CH 1)



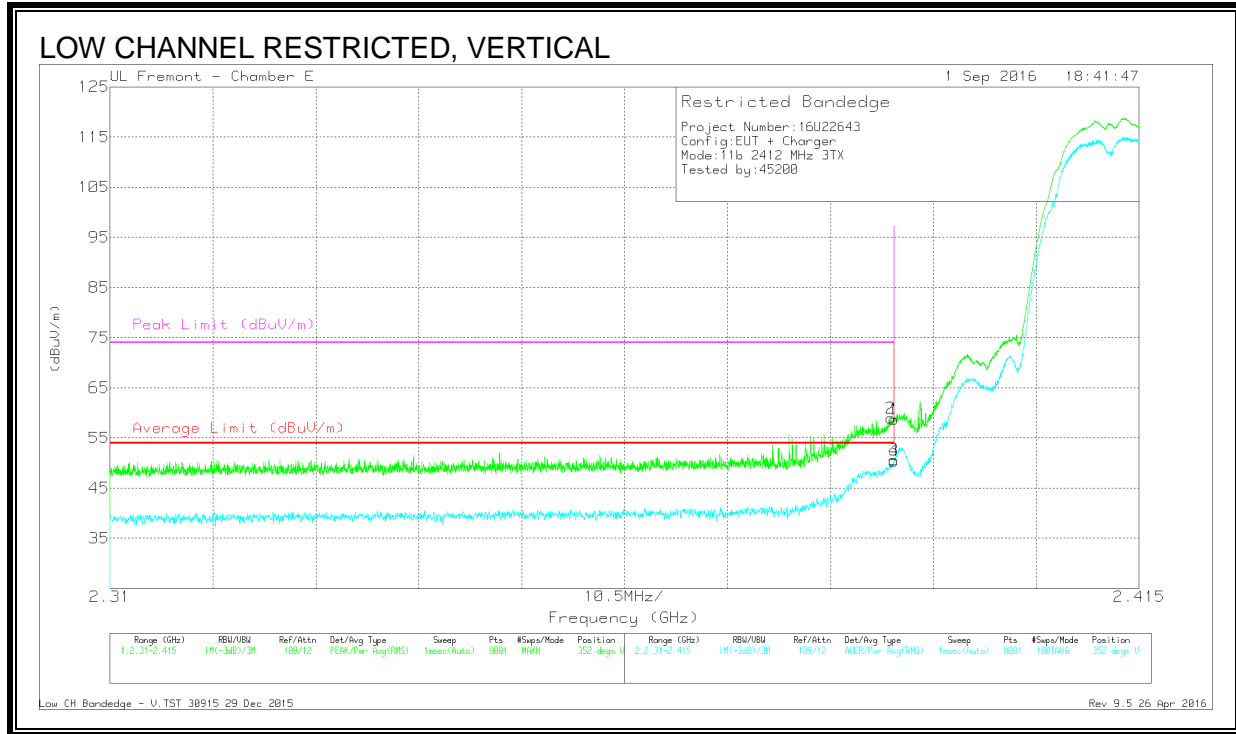
DATA

| Marker | Frequency (GHz) | Meter Reading (dBuV) | Det | AF T711 (dB/m) | Amp/Cbl/Filtr/Pad (dB) | Corrected Reading (dBuV/m) | Average Limit (dBuV/m) | Margin (dB) | Peak Limit (dBuV/m) | PK Margin (dB) | Azimuth (Degs) | Height (cm) | Polarity |
|--------|-----------------|----------------------|-----|----------------|------------------------|----------------------------|------------------------|-------------|---------------------|----------------|----------------|-------------|----------|
| 1 | * 2.39 | 42.29 | Pk | 32.1 | -19.9 | 54.49 | - | - | 74 | -19.51 | 254 | 288 | H |
| 2 | * 2.389 | 43.63 | Pk | 32.1 | -19.9 | 55.83 | - | - | 74 | -18.17 | 254 | 288 | H |
| 3 | * 2.39 | 31.9 | RMS | 32.1 | -19.9 | 44.1 | 54 | -9.9 | - | - | 254 | 288 | H |
| 4 | * 2.39 | 32.67 | RMS | 32.1 | -19.9 | 44.87 | 54 | -9.13 | - | - | 254 | 288 | H |

* - indicates frequency in CFR47 Pt 15 / IC RSS-Restricted Band

Pk - Peak detector

RMS - RMS detection

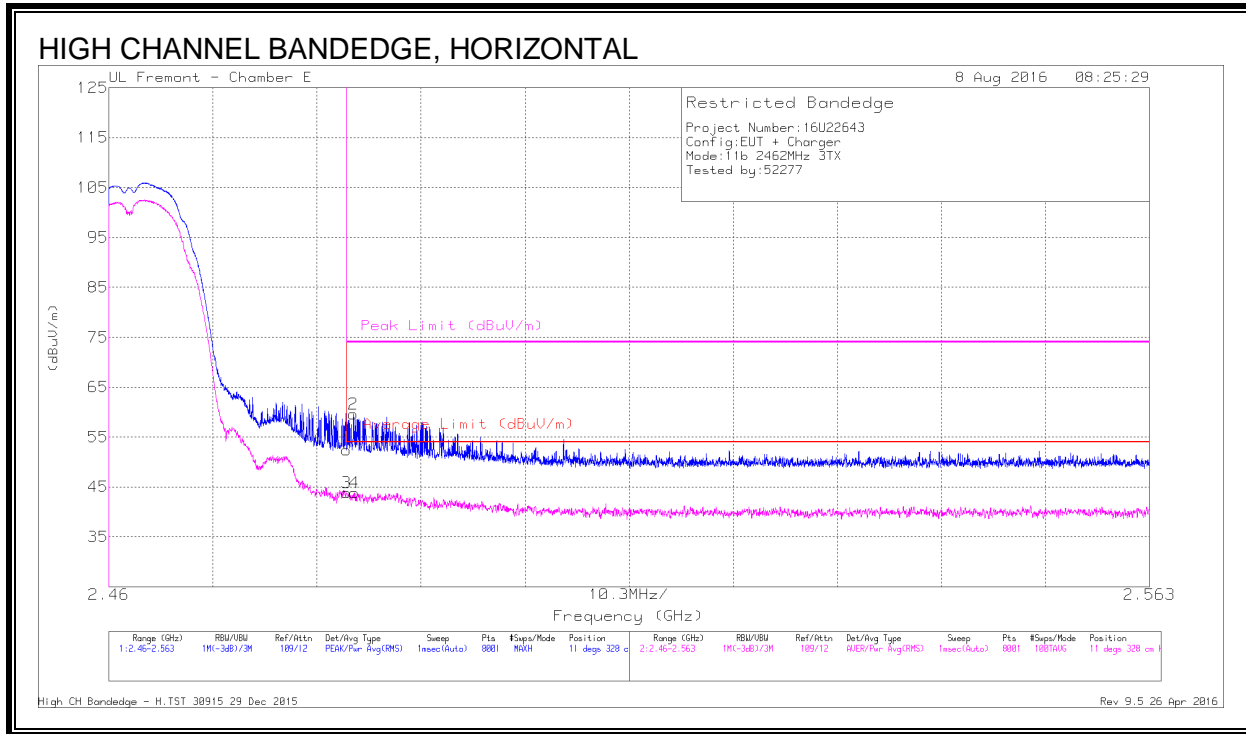


DATA

| Marker | Frequency (GHz) | Meter Reading (dBuV) | Det | AF T711 (dB/m) | Amp/Cb/Ftr/Pa d (dB) | Corrected Reading (dBuV/m) | Average Limit (dBuV/m) | Margin (dB) | Peak Limit (dBuV/m) | PK Margin (dB) | Azimuth (Degs) | Height (cm) | Polarity |
|--------|-----------------|----------------------|-----|----------------|----------------------|----------------------------|------------------------|-------------|---------------------|----------------|----------------|-------------|----------|
| 1 | * 2.39 | 46.53 | Pk | 32.1 | -19.9 | 58.73 | - | - | 74 | -15.27 | 352 | 289 | V |
| 2 | * 2.39 | 46.75 | Pk | 32.1 | -19.9 | 58.95 | - | - | 74 | -15.05 | 352 | 289 | V |
| 3 | * 2.39 | 38.45 | RMS | 32.1 | -19.9 | 50.65 | 54 | -3.35 | - | - | 352 | 289 | V |
| 4 | * 2.39 | 38.25 | RMS | 32.1 | -19.9 | 50.45 | 54 | -3.55 | - | - | 352 | 289 | V |

* - indicates frequency in CFR47 Pt 15 / IC RSS-Restricted Band
 Pk - Peak detector
 RMS - RMS detection

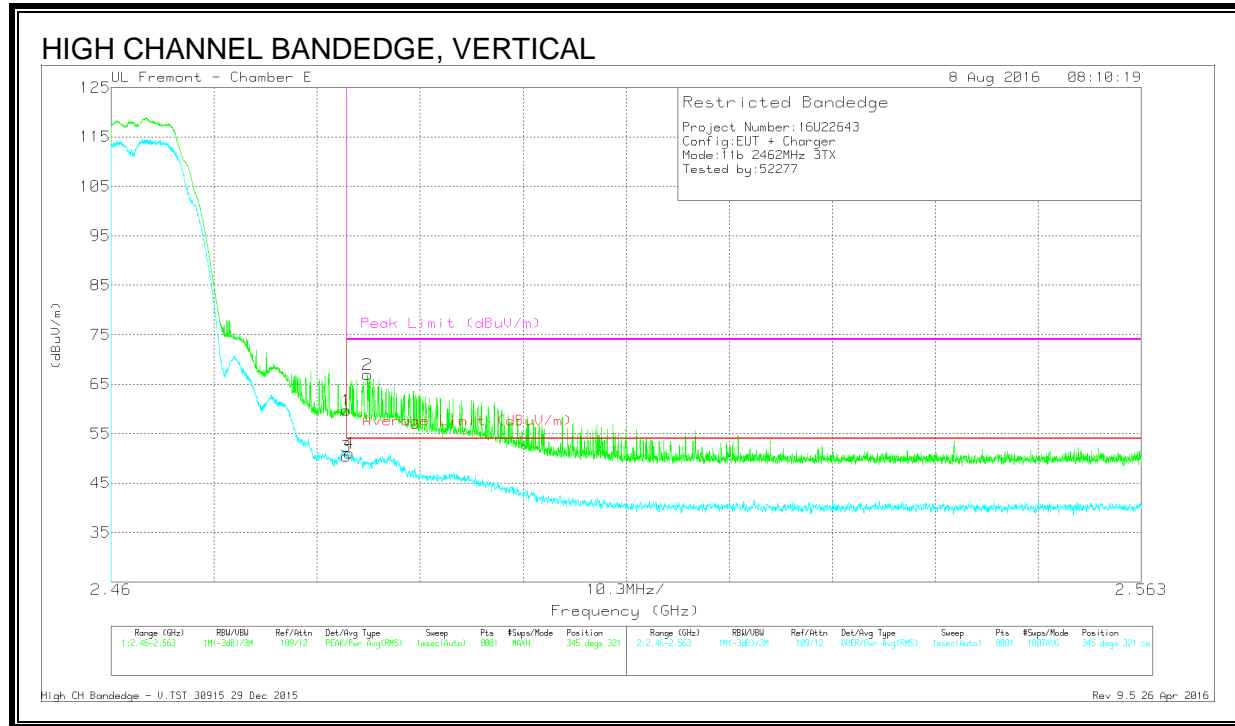
AUTHORIZED BANDEGE (HIGH CHANNEL, CH 11)



DATA

| Marker | Frequency (GHz) | Meter Reading (dBuV) | Det | AF T711 (dB/m) | Amp/Cbl/Fitr/Pad (dB) | Corrected Reading (dBuV/m) | Average Limit (dBuV/m) | Margin (dB) | Peak Limit (dBuV/m) | PK Margin (dB) | Azimuth (Degs) | Height (cm) | Polarity |
|--------|-----------------|----------------------|-----|----------------|-----------------------|----------------------------|------------------------|-------------|---------------------|----------------|----------------|-------------|----------|
| 1 | * 2.484 | 40.12 | Pk | 32.3 | -20 | 52.42 | - | - | 74 | -21.58 | 11 | 328 | H |
| 2 | * 2.484 | 47.33 | Pk | 32.3 | -20 | 59.63 | - | - | 74 | -14.37 | 11 | 328 | H |
| 3 | * 2.484 | 31.51 | RMS | 32.3 | -20 | 43.81 | 54 | -10.19 | - | - | 11 | 328 | H |
| 4 | * 2.484 | 31.53 | RMS | 32.3 | -20 | 43.83 | 54 | -10.17 | - | - | 11 | 328 | H |

* - indicates frequency in CFR47 Pt 15 / IC RSS-Restricted Band
 Pk - Peak detector
 RMS - RMS detection



DATA

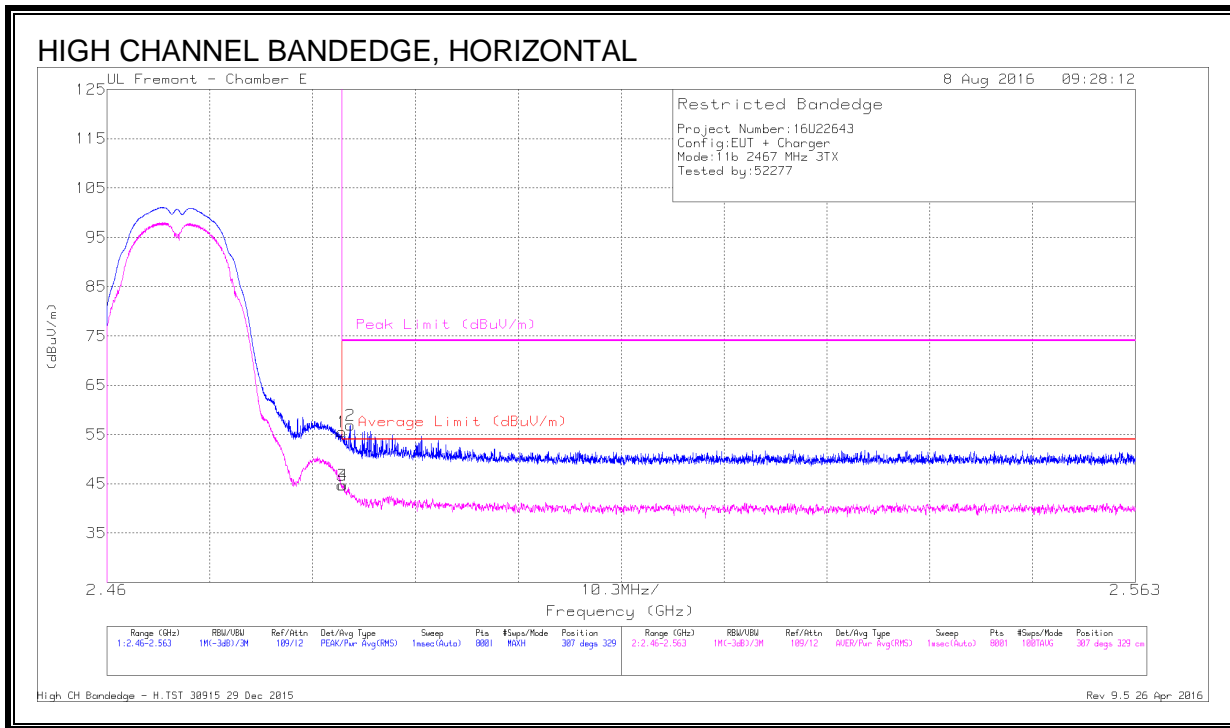
| Marker | Frequency (GHz) | Meter Reading (dBuV) | Det | AF T711 (dB/m) | Amp/CbI/Ftr/Pa d (dB) | Corrected Reading (dBuV/m) | Average Limit (dBuV/m) | Margin (dB) | Peak Limit (dBuV/m) | PK Margin (dB) | Azimuth (Degs) | Height (cm) | Polarity |
|--------|-----------------|----------------------|-----|----------------|-----------------------|----------------------------|------------------------|-------------|---------------------|----------------|----------------|-------------|----------|
| 1 | * 2.484 | 47.44 | Pk | 32.3 | -20 | 59.74 | - | - | 74 | -14.26 | 345 | 321 | V |
| 2 | * 2.486 | 54.74 | Pk | 32.3 | -20.1 | 66.94 | - | - | 74 | -7.06 | 345 | 321 | V |
| 3 | * 2.484 | 38.12 | RMS | 32.3 | -20 | 50.42 | 54 | -3.58 | - | - | 345 | 321 | V |
| 4 | * 2.484 | 38.71 | RMS | 32.3 | -20 | 51.01 | 54 | -2.99 | - | - | 345 | 321 | V |

* - indicates frequency in CFR47 Pt 15 / IC RSS-Restricted Band

Pk - Peak detector

RMS - RMS detection

AUTHORIZED BANDEGE (HIGH CHANNEL, CH 12)



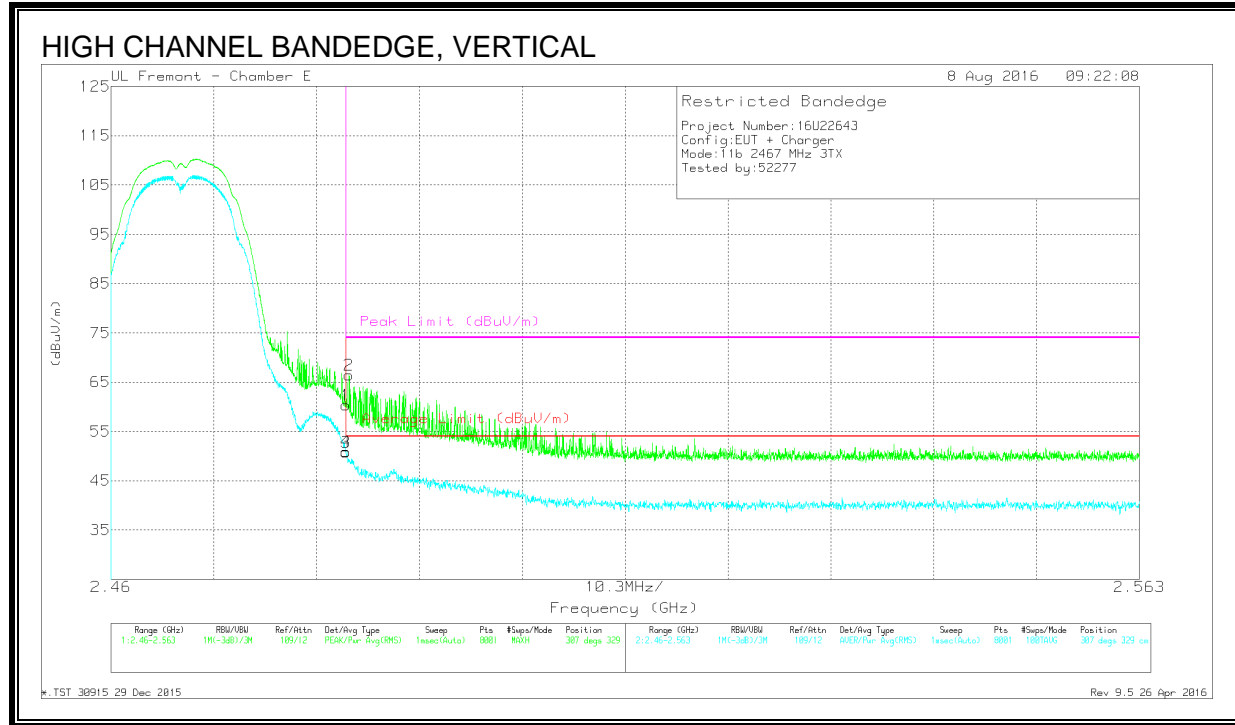
DATA

| Marker | Frequency (GHz) | Meter Reading (dBuV) | Det | AF T711 (dB/m) | Amp/Cb1/Filtr/Pad (dB) | Corrected Reading (dBuV/m) | Average Limit (dBuV/m) | Margin (dB) | Peak Limit (dBuV/m) | PK Margin (dB) | Azimuth (Degs) | Height (cm) | Polarity |
|--------|-----------------|----------------------|-----|----------------|------------------------|----------------------------|------------------------|-------------|---------------------|----------------|----------------|-------------|----------|
| 1 | * 2.484 | 43.24 | Pk | 32.3 | -20 | 55.54 | - | - | 74 | -18.46 | 307 | 329 | H |
| 2 | * 2.484 | 44.62 | Pk | 32.3 | -20 | 56.92 | - | - | 74 | -17.08 | 307 | 329 | H |
| 3 | * 2.484 | 32.4 | RMS | 32.3 | -20 | 44.7 | 54 | -9.3 | - | - | 307 | 329 | H |
| 4 | * 2.484 | 32.38 | RMS | 32.3 | -20 | 44.68 | 54 | -9.32 | - | - | 307 | 329 | H |

* - indicates frequency in CFR47 Pt 15 / IC RSS-Restricted Band

Pk - Peak detector

RMS - RMS detection



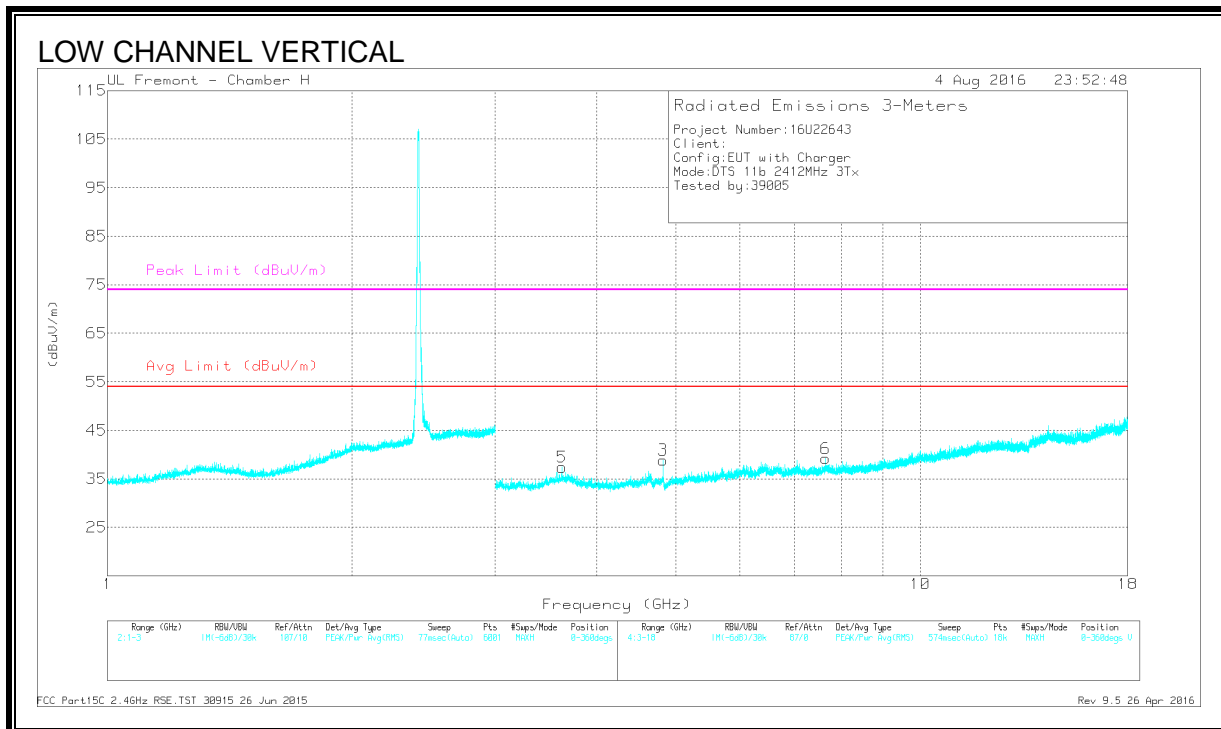
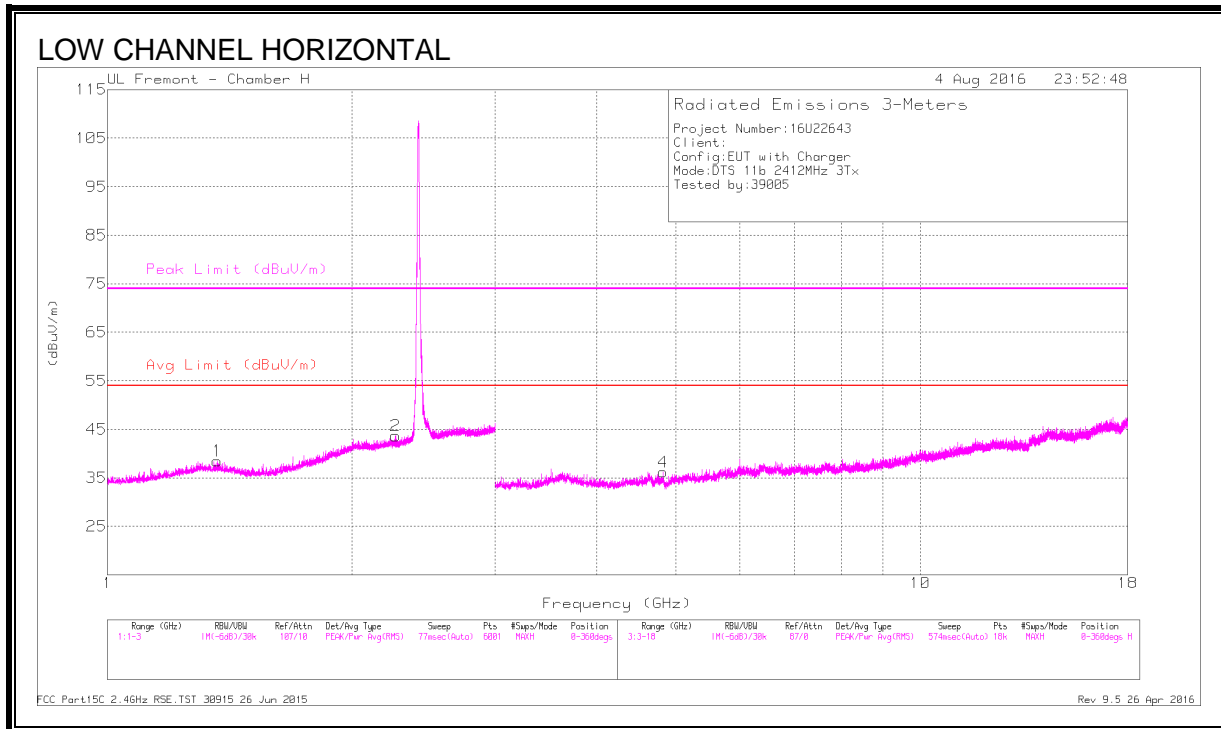
DATA

| Marker | Frequency (GHz) | Meter Reading (dBuV) | Det | AF T711 (dB/m) | Amp/Cb/Fltr/Pa d (dB) | Corrected Reading (dBuV/m) | Average Limit (dBuV/m) | Margin (dB) | Peak Limit (dBuV/m) | PK Margin (dB) | Azimuth (Degs) | Height (cm) | Polarity |
|--------|-----------------|----------------------|-----|----------------|-----------------------|----------------------------|------------------------|-------------|---------------------|----------------|----------------|-------------|----------|
| 1 | * 2.484 | 48.06 | Pk | 32.3 | -20 | 60.36 | - | - | 74 | -13.64 | 307 | 329 | V |
| 2 | * 2.484 | 54.15 | Pk | 32.3 | -20 | 66.45 | - | - | 74 | -7.55 | 307 | 329 | V |
| 3 | * 2.484 | 38.5 | RMS | 32.3 | -20 | 50.8 | 54 | -3.2 | - | - | 307 | 329 | V |
| 4 | * 2.484 | 38.58 | RMS | 32.3 | -20 | 50.88 | 54 | -3.12 | - | - | 307 | 329 | V |

* - indicates frequency in CFR47 Pt 15 / IC RSS-Restricted Band
 Pk - Peak detector
 RMS - RMS detection

9.8.2. HARMONICS AND SPURIOUS EMISSIONS

LOW CHANNEL, CH 1

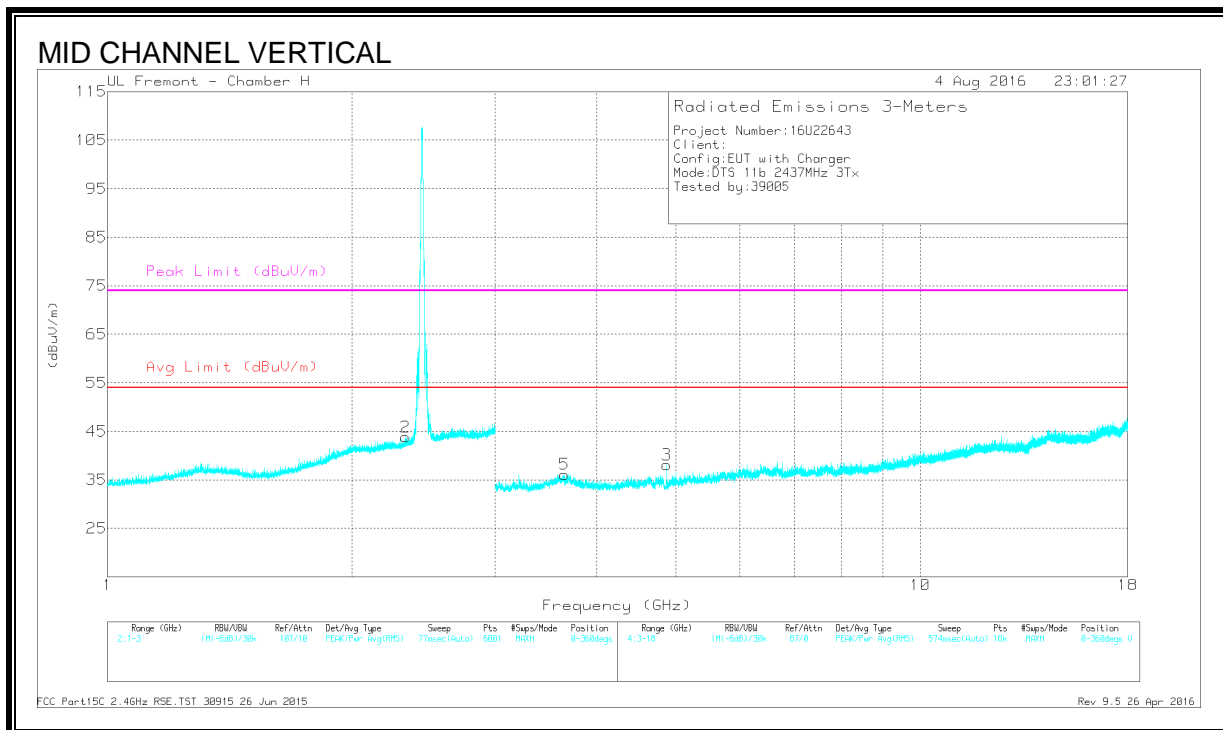
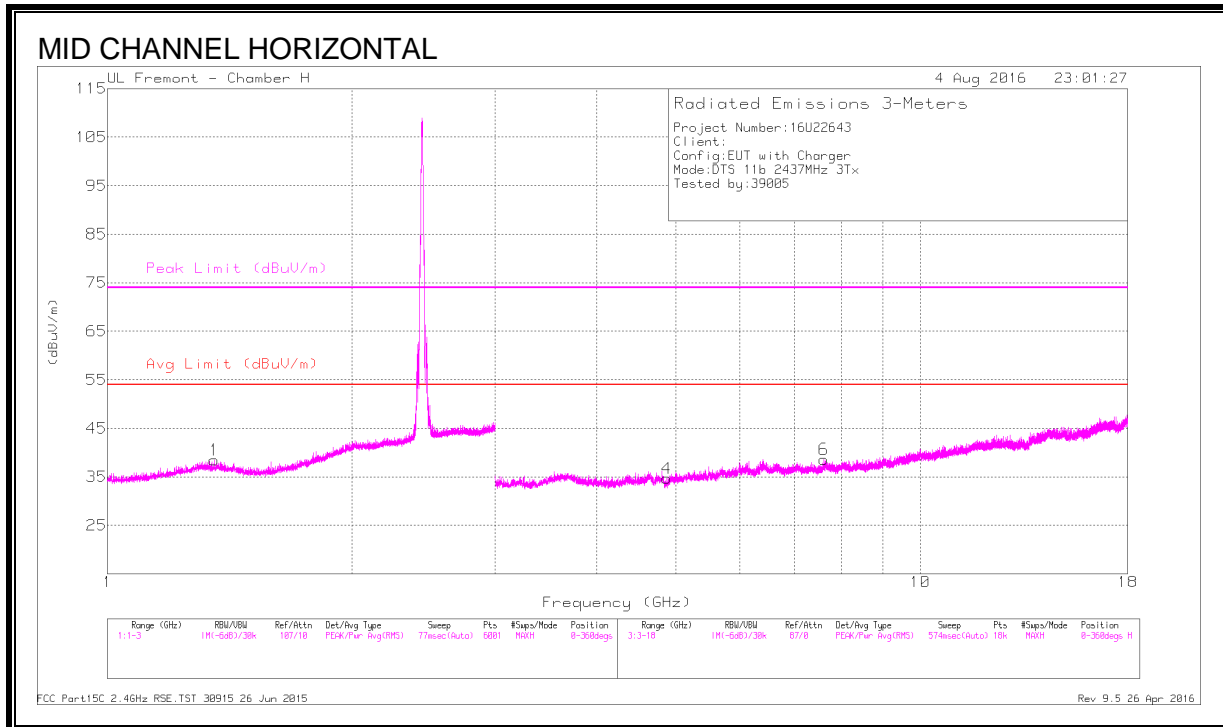


DATA

| Marker | Frequency (GHz) | Meter Reading (dBuV) | Det | AF T120 (dB/m) | Amp/Cbl/Fitr/Pad (dB) | Corrected Reading (dBuV/m) | Avg Limit (dBuV/m) | Margin (dB) | Peak Limit (dBuV/m) | PK Margin (dB) | Azimuth (Degs) | Height (cm) | Polarity |
|--------|-----------------|----------------------|------|----------------|-----------------------|----------------------------|--------------------|-------------|---------------------|----------------|----------------|-------------|----------|
| 1 | * 1.363 | 36.38 | PK2 | 29.5 | -21.9 | 43.98 | - | - | 74 | -30.02 | 252 | 216 | H |
| | * 1.362 | 25.83 | MAv1 | 29.5 | -21.9 | 33.43 | 54 | -20.57 | - | - | 252 | 216 | H |
| 2 | * 2.262 | 37.2 | PK2 | 31.6 | -19.9 | 48.9 | - | - | 74 | -25.1 | 183 | 191 | H |
| | * 2.263 | 26.28 | MAv1 | 31.6 | -19.9 | 37.98 | 54 | -16.02 | - | - | 183 | 191 | H |
| 4 | * 4.824 | 43.08 | PK2 | 34 | -35 | 42.08 | - | - | 74 | -31.92 | 56 | 247 | H |
| | * 4.824 | 34.19 | MAv1 | 34 | -35 | 33.19 | 54 | -20.81 | - | - | 56 | 247 | H |
| 5 | * 3.625 | 43.29 | PK2 | 34.9 | -35.8 | 42.39 | - | - | 74 | -31.61 | 107 | 262 | V |
| | * 3.626 | 32.3 | MAv1 | 34.9 | -35.8 | 31.4 | 54 | -22.6 | - | - | 107 | 262 | V |
| 6 | * 7.65 | 39.48 | PK2 | 35.8 | -30.3 | 44.98 | - | - | 74 | -29.02 | 149 | 275 | V |
| | * 7.648 | 28.5 | MAv1 | 35.8 | -30.3 | 34 | 54 | -20 | - | - | 149 | 275 | V |
| 3 | * 4.824 | 45.12 | PK2 | 34 | -35 | 44.12 | - | - | 74 | -29.88 | 223 | 204 | V |
| | * 4.824 | 39.05 | MAv1 | 34 | -35 | 38.05 | 54 | -15.95 | - | - | 223 | 204 | V |

* - indicates frequency in CFR47 Pt 15 / IC RSS-Restricted Band
 PK2 - KDB558074 Method: Maximum Peak
 MAv1 - KDB558074 Option 1 Maximum RMS Average

MID CHANNEL, CH 6

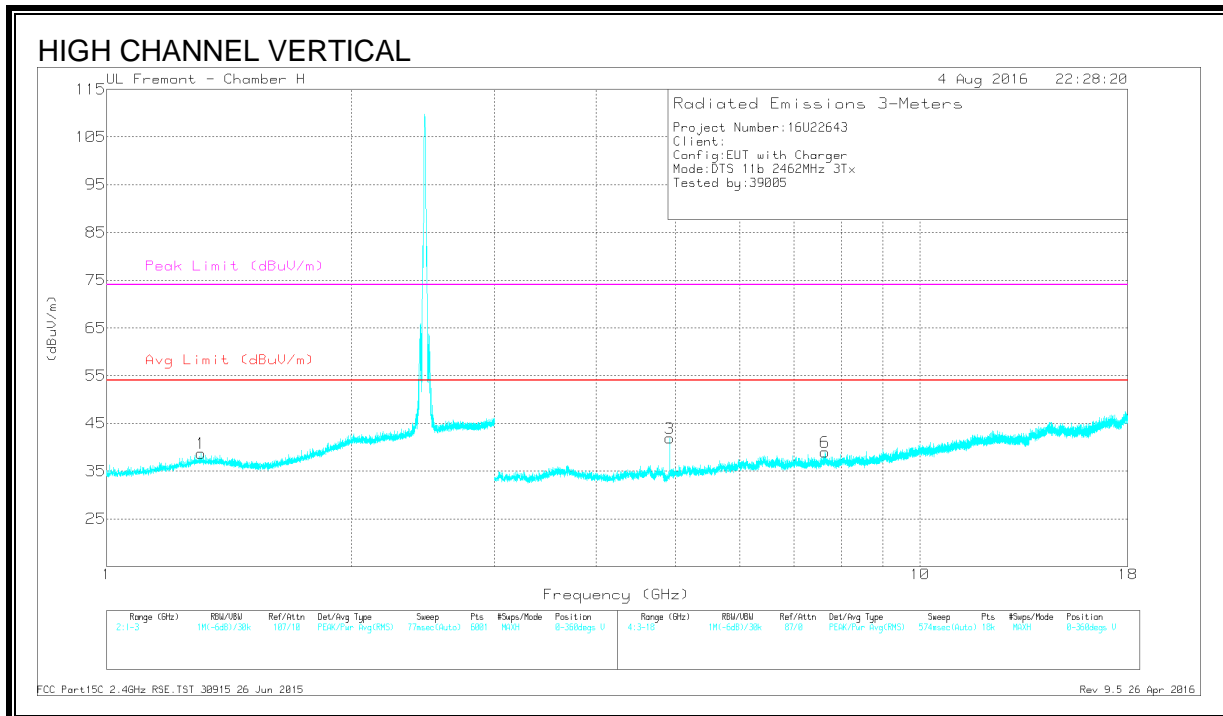
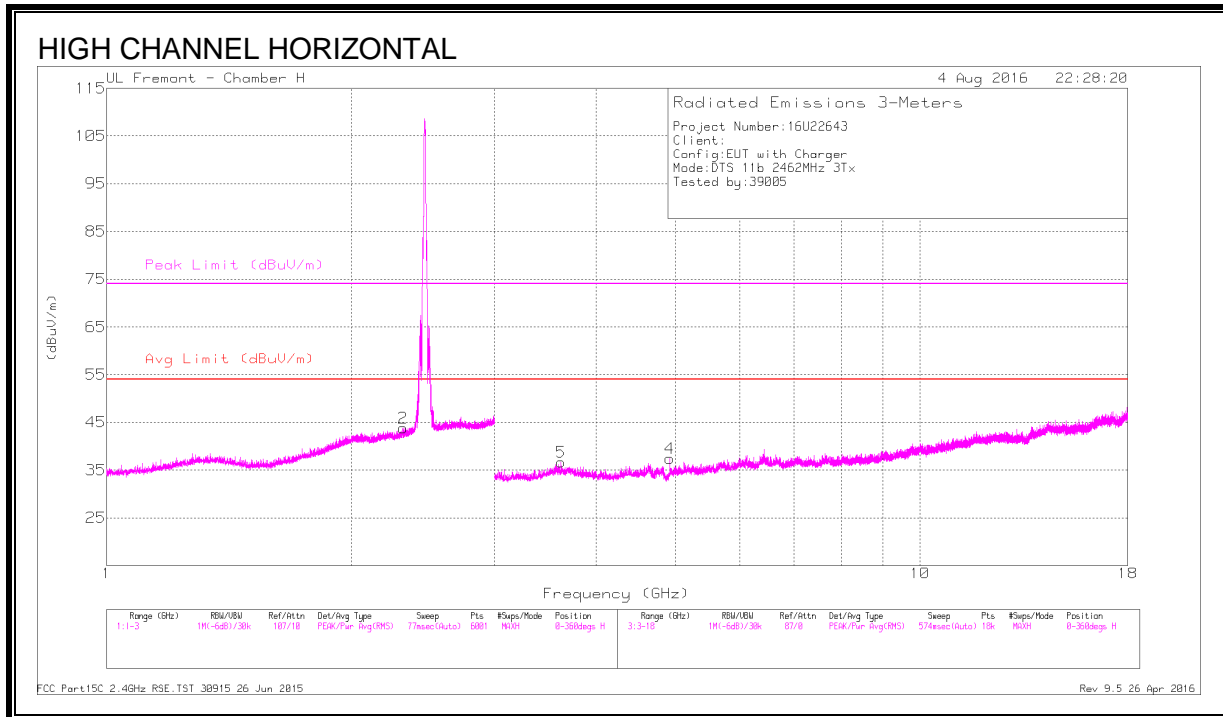


DATA

| Marker | Frequency (GHz) | Meter Reading (dBuV) | Det | AF T120 (dB/m) | Amp/Cbl/Filtr/Pad (dB) | Corrected Reading (dBuV/m) | Avg Limit (dBuV/m) | Margin (dB) | Peak Limit (dBuV/m) | PK Margin (dB) | Azimuth (Degs) | Height (cm) | Polarity |
|--------|-----------------|----------------------|------|----------------|------------------------|----------------------------|--------------------|-------------|---------------------|----------------|----------------|-------------|----------|
| 1 | * 1.351 | 36.16 | PK2 | 29.5 | -22 | 43.66 | - | - | 74 | -30.34 | 271 | 147 | H |
| | * 1.352 | 25.61 | MAv1 | 29.5 | -22 | 33.11 | 54 | -20.89 | - | - | 271 | 147 | H |
| 2 | * 2.326 | 37.84 | PK2 | 31.6 | -19.7 | 49.74 | - | - | 74 | -24.26 | 338 | 212 | V |
| | * 2.325 | 26.07 | MAv1 | 31.6 | -19.7 | 37.97 | 54 | -16.03 | - | - | 338 | 212 | V |
| 4 | * 4.874 | 43.12 | PK2 | 34 | -34.8 | 42.32 | - | - | 74 | -31.68 | 311 | 131 | H |
| | * 4.874 | 33.78 | MAv1 | 34 | -34.8 | 32.98 | 54 | -21.02 | - | - | 311 | 131 | H |
| 6 | * 7.606 | 39.07 | PK2 | 35.7 | -30.7 | 44.07 | - | - | 74 | -29.93 | 300 | 200 | H |
| | * 7.606 | 28.5 | MAv1 | 35.7 | -30.7 | 33.5 | 54 | -20.5 | - | - | 300 | 200 | H |
| 3 | * 4.874 | 44.58 | PK2 | 34 | -34.8 | 43.78 | - | - | 74 | -30.22 | 215 | 204 | V |
| | * 4.874 | 37.19 | MAv1 | 34 | -34.8 | 36.39 | 54 | -17.61 | - | - | 215 | 204 | V |
| 5 | * 3.646 | 43.06 | PK2 | 34.9 | -35.9 | 42.06 | - | - | 74 | -31.94 | 347 | 241 | V |
| | * 3.646 | 31.91 | MAv1 | 34.9 | -35.9 | 30.91 | 54 | -23.09 | - | - | 347 | 241 | V |

* - indicates frequency in CFR47 Pt 15 / IC RSS-Restricted Band
 PK2 - KDB558074 Method: Maximum Peak
 MAv1 - KDB558074 Option 1 Maximum RMS Average

HIGH CHANNEL, CH 11

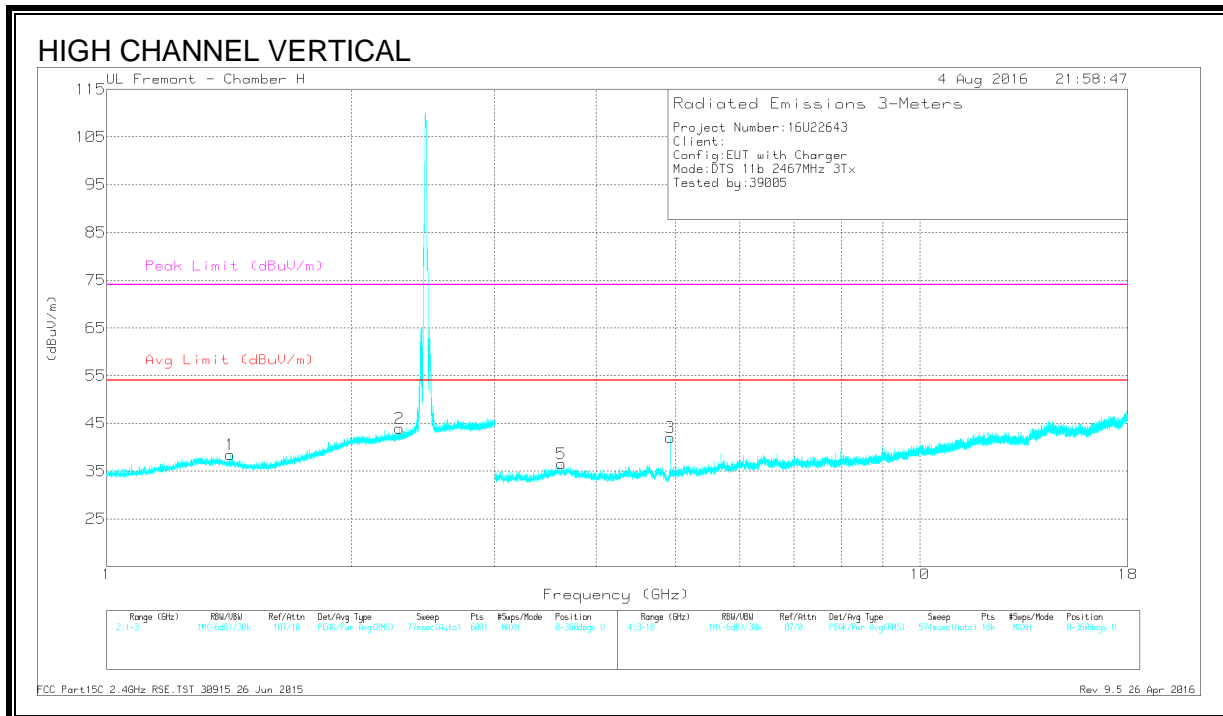
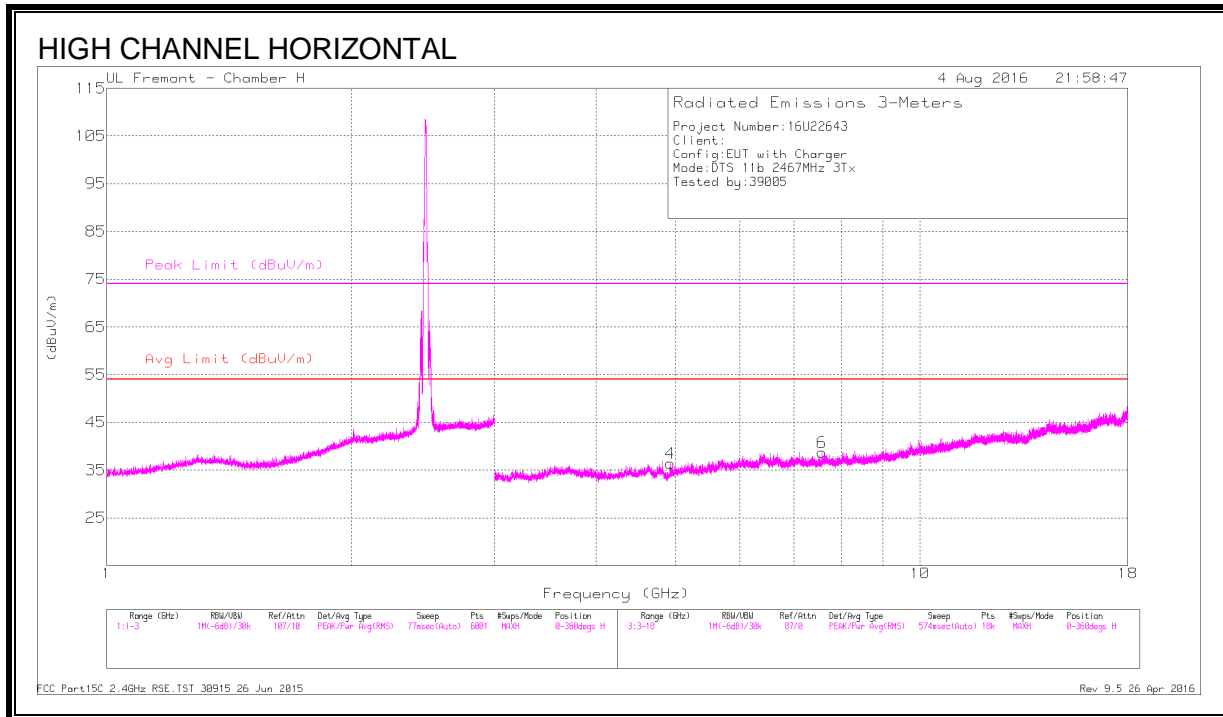


DATA

| Marker | Frequency (GHz) | Meter Reading (dBuV) | Det | AF T120 (dB/m) | Amp/Cbl/Fitr/Pad (dB) | Corrected Reading (dBuV/m) | Avg Limit (dBuV/m) | Margin (dB) | Peak Limit (dBuV/m) | PK Margin (dB) | Azimuth (Degs) | Height (cm) | Polarity |
|--------|-----------------|----------------------|------|----------------|-----------------------|----------------------------|--------------------|-------------|---------------------|----------------|----------------|-------------|----------|
| 2 | * 2.312 | 37.37 | PK2 | 31.6 | -19.8 | 49.17 | - | - | 74 | -24.83 | 135 | 249 | H |
| | * 2.314 | 26.4 | MAv1 | 31.6 | -19.8 | 38.2 | 54 | -15.8 | - | - | 135 | 249 | H |
| 1 | * 1.308 | 36.05 | PK2 | 29.7 | -22 | 43.75 | - | - | 74 | -30.25 | 186 | 181 | V |
| | * 1.308 | 25.87 | MAv1 | 29.7 | -22 | 33.57 | 54 | -20.43 | - | - | 186 | 181 | V |
| 5 | * 3.622 | 43.01 | PK2 | 34.9 | -35.8 | 42.11 | - | - | 74 | -31.89 | 256 | 246 | H |
| | * 3.622 | 32.06 | MAv1 | 34.9 | -35.8 | 31.16 | 54 | -22.84 | - | - | 256 | 246 | H |
| 4 | * 4.924 | 44.47 | PK2 | 34 | -34.5 | 43.97 | - | - | 74 | -30.03 | 56 | 242 | H |
| | * 4.924 | 36.75 | MAv1 | 34 | -34.5 | 36.25 | 54 | -17.75 | - | - | 56 | 242 | H |
| 6 | * 7.643 | 39.65 | PK2 | 35.8 | -30.3 | 45.15 | - | - | 74 | -28.85 | 301 | 224 | V |
| | * 7.644 | 28.47 | MAv1 | 35.8 | -30.3 | 33.97 | 54 | -20.03 | - | - | 301 | 224 | V |
| 3 | * 4.924 | 46.44 | PK2 | 34 | -34.5 | 45.94 | - | - | 74 | -28.06 | 223 | 212 | V |
| | * 4.924 | 40.98 | MAv1 | 34 | -34.5 | 40.48 | 54 | -13.52 | - | - | 223 | 212 | V |

* - indicates frequency in CFR47 Pt 15 / IC RSS-Restricted Band
 PK2 - KDB558074 Method: Maximum Peak
 MAv1 - KDB558074 Option 1 Maximum RMS Average

HIGH CHANNEL, CH 12



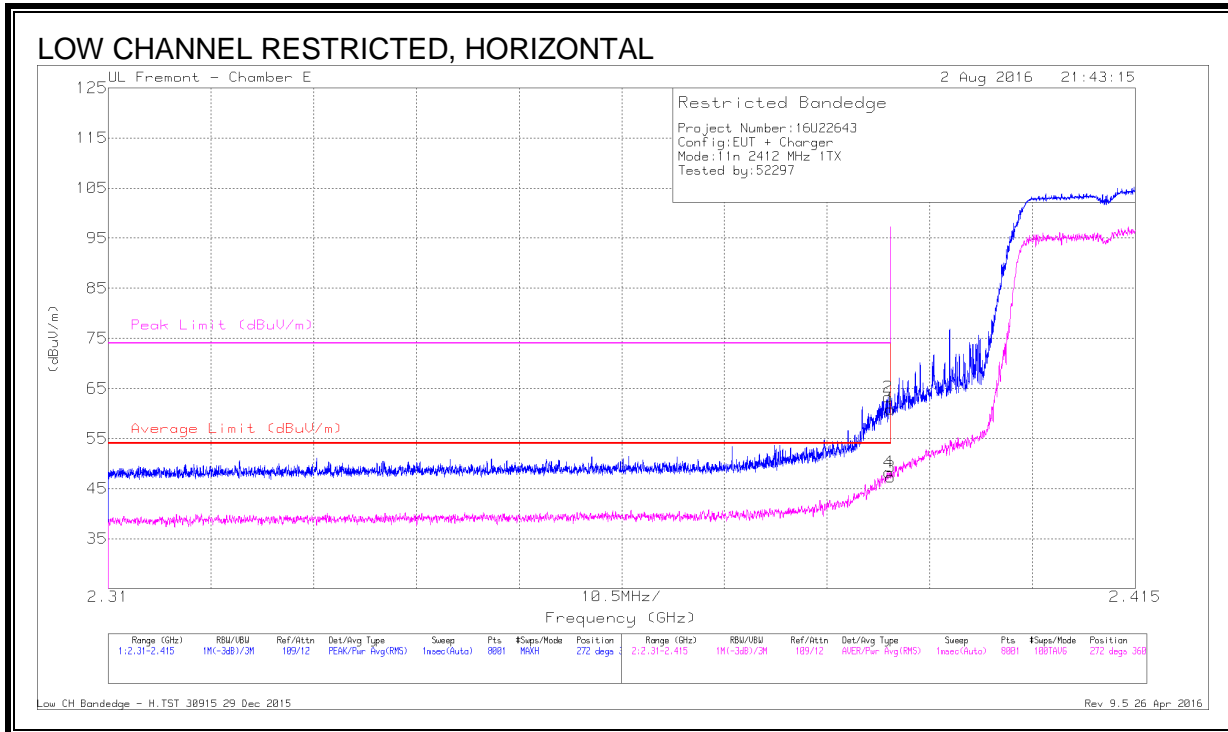
DATA

| Marker | Frequency (GHz) | Meter Reading (dBuV) | Det | AF T120 (dB/m) | Amp/Cbl/Fitr/Pad (dB) | Corrected Reading (dBuV/m) | Avg Limit (dBuV/m) | Margin (dB) | Peak Limit (dBuV/m) | PK Margin (dB) | Azimuth (Degs) | Height (cm) | Polarity |
|--------|-----------------|----------------------|------|----------------|-----------------------|----------------------------|--------------------|-------------|---------------------|----------------|----------------|-------------|----------|
| 1 | * 1.418 | 36.43 | PK2 | 29.1 | -21.6 | 43.93 | - | - | 74 | -30.07 | 96 | 220 | V |
| | * 1.419 | 25.81 | MAv1 | 29.1 | -21.7 | 33.21 | 54 | -20.79 | - | - | 96 | 220 | V |
| 2 | * 2.29 | 37.04 | PK2 | 31.5 | -19.9 | 48.64 | - | - | 74 | -25.36 | 192 | 157 | V |
| | * 2.29 | 26.14 | MAv1 | 31.5 | -19.9 | 37.74 | 54 | -16.26 | - | - | 192 | 157 | V |
| 6 | * 7.576 | 39.55 | PK2 | 35.7 | -31.1 | 44.15 | - | - | 74 | -29.85 | 155 | 230 | H |
| | * 7.576 | 28.74 | MAv1 | 35.7 | -31.1 | 33.34 | 54 | -20.66 | - | - | 155 | 230 | H |
| 4 | * 4.934 | 43.64 | PK2 | 34 | -34.3 | 43.34 | - | - | 74 | -30.66 | 67 | 161 | H |
| | * 4.934 | 35.52 | MAv1 | 34 | -34.3 | 35.22 | 54 | -18.78 | - | - | 67 | 161 | H |
| 5 | * 3.627 | 42.9 | PK2 | 34.9 | -35.8 | 42 | - | - | 74 | -32 | 208 | 188 | V |
| | * 3.627 | 32.39 | MAv1 | 34.9 | -35.8 | 31.49 | 54 | -22.51 | - | - | 208 | 188 | V |
| 3 | * 4.934 | 47.09 | PK2 | 34 | -34.3 | 46.79 | - | - | 74 | -27.21 | 217 | 211 | V |
| | * 4.934 | 42.47 | MAv1 | 34 | -34.3 | 42.17 | 54 | -11.83 | - | - | 217 | 211 | V |

* - indicates frequency in CFR47 Pt 15 / IC RSS-Restricted Band
 PK2 - KDB558074 Method: Maximum Peak
 MAv1 - KDB558074 Option 1 Maximum RMS Average

9.9. 802.11n HT20 1Tx MODE IN THE 2.4 GHz BAND CHAIN 0

RESTRICTED BANDEDGE (LOW CHANNEL, CH 1)



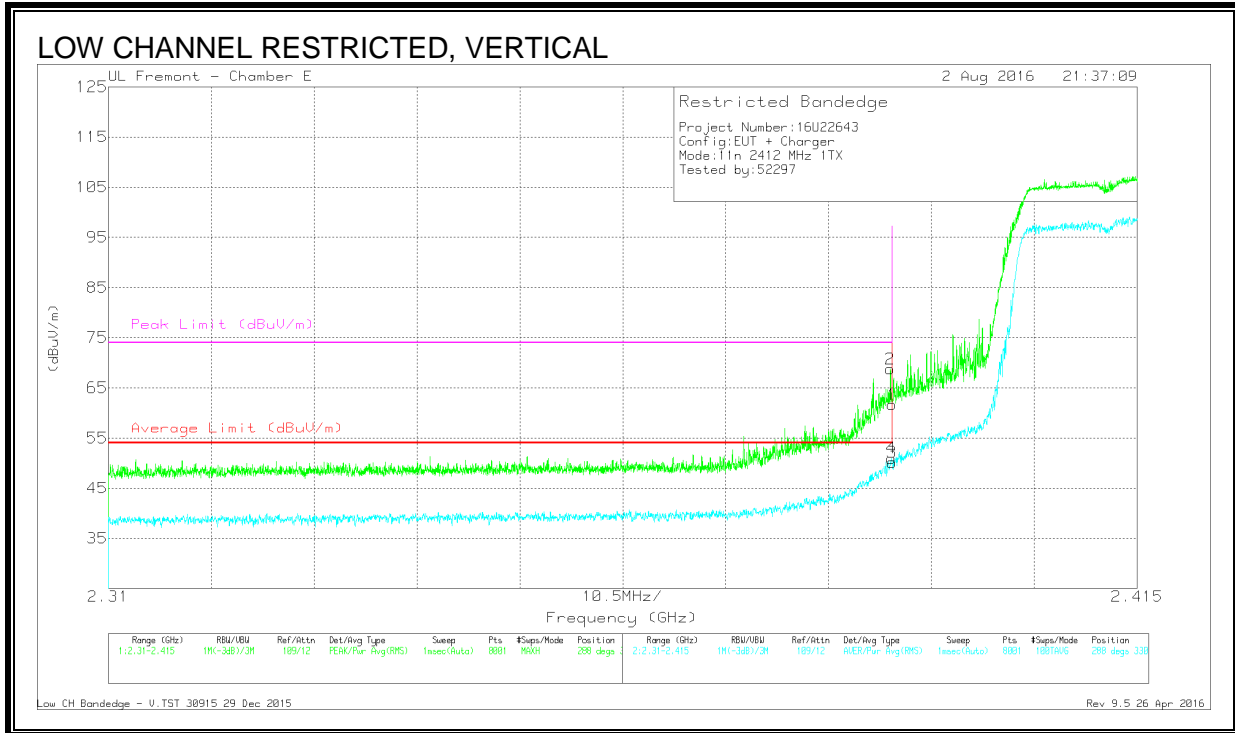
DATA

| Marker | Frequency (GHz) | Meter Reading (dBuV) | Det | AF 1711 (dB/m) | Amp/Cbl/Fitr/Pad (dB) | Corrected Reading (dBuV/m) | Average Limit (dBuV/m) | Margin (dB) | Peak Limit (dBuV/m) | PK Margin (dB) | Azimuth (Degs) | Height (cm) | Polarity |
|--------|-----------------|----------------------|-----|----------------|-----------------------|----------------------------|------------------------|-------------|---------------------|----------------|----------------|-------------|----------|
| 1 | * 2.39 | 48.65 | Pk | 32.1 | -19.9 | 60.85 | - | - | 74 | -13.15 | 272 | 360 | H |
| 2 | * 2.39 | 51.05 | Pk | 32.1 | -19.9 | 63.25 | - | - | 74 | -10.75 | 272 | 360 | H |
| 3 | * 2.39 | 35.14 | RMS | 32.1 | -19.9 | 47.34 | 54 | -6.66 | - | - | 272 | 360 | H |
| 4 | * 2.39 | 36.07 | RMS | 32.1 | -19.9 | 48.27 | 54 | -5.73 | - | - | 272 | 360 | H |

* - indicates frequency in CFR47 Pt 15 / IC RSS-Restricted Band

Pk - Peak detector

RMS - RMS detection

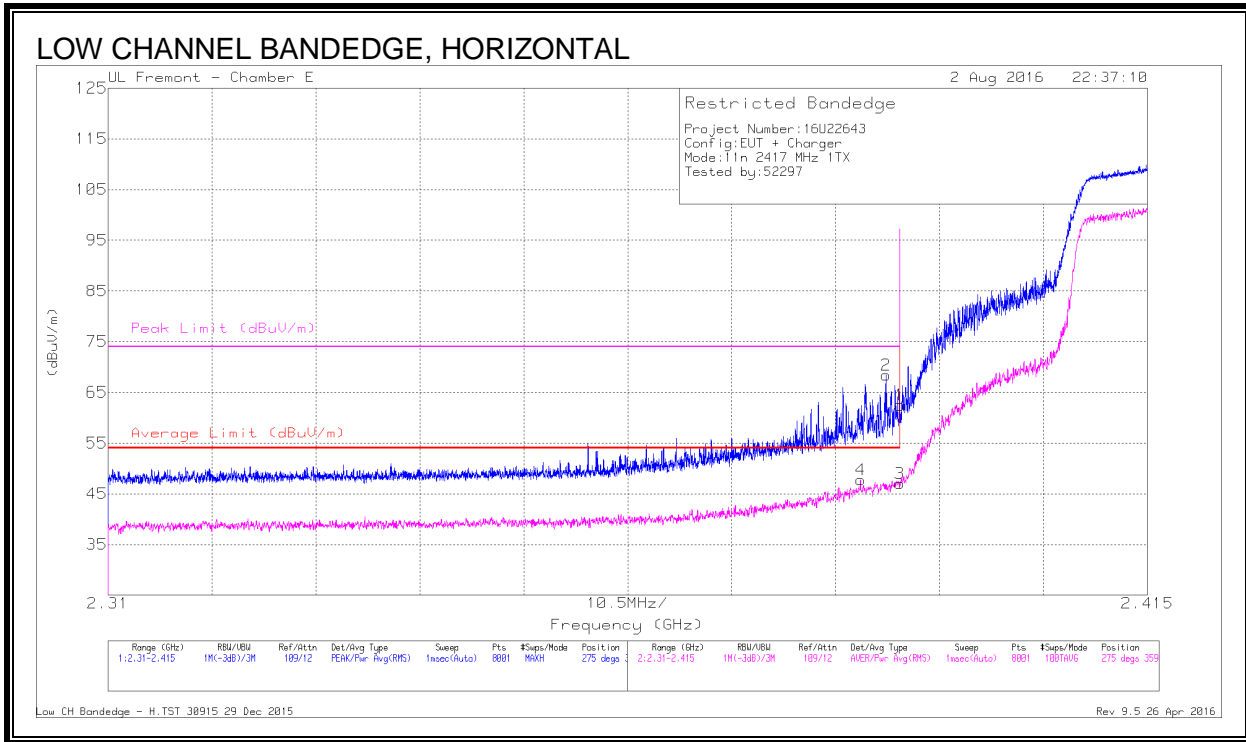


DATA

| Marker | Frequency (GHz) | Meter Reading (dBuV) | Det | AF T711 (dB/m) | Amp/Cbl/Filtr/Pad (dB) | Corrected Reading (dBuV/m) | Average Limit (dBuV/m) | Margin (dB) | Peak Limit (dBuV/m) | PK Margin (dB) | Azimuth (Degs) | Height (cm) | Polarity |
|--------|-----------------|----------------------|-----|----------------|------------------------|----------------------------|------------------------|-------------|---------------------|----------------|----------------|-------------|----------|
| 1 | * 2.39 | 49.46 | Pk | 32.1 | -19.9 | 61.66 | - | - | 74 | -12.34 | 288 | 330 | V |
| 2 | * 2.39 | 56.54 | Pk | 32.1 | -19.9 | 68.74 | - | - | 74 | -5.26 | 288 | 330 | V |
| 3 | * 2.39 | 37.96 | RMS | 32.1 | -19.9 | 50.16 | 54 | -3.84 | - | - | 288 | 330 | V |
| 4 | * 2.39 | 38.79 | RMS | 32.1 | -19.9 | 50.99 | 54 | -3.01 | - | - | 288 | 330 | V |

* - indicates frequency in CFR47 Pt 15 / IC RSS-Restricted Band
 Pk - Peak detector
 RMS - RMS detection

AUTHORIZED BANDEDGE (HIGH CHANNEL, CH 2)



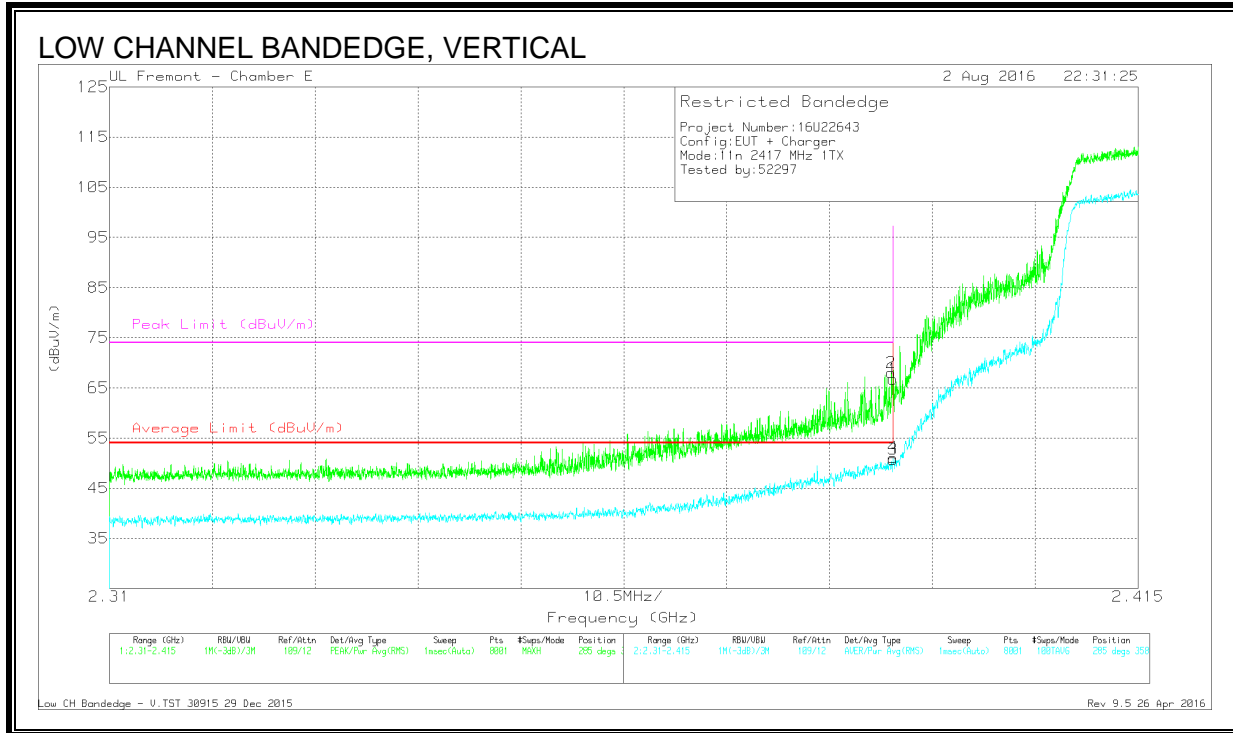
DATA

| Marker | Frequency (GHz) | Meter Reading (dBuV) | Det | AF T711 (dB/m) | Amp/Cb/Filtr/Pad (dB) | Corrected Reading (dBuV/m) | Average Limit (dBuV/m) | Margin (dB) | Peak Limit (dBuV/m) | PK Margin (dB) | Azimuth (Degs) | Height (cm) | Polarity |
|--------|-----------------|----------------------|-----|----------------|-----------------------|----------------------------|------------------------|-------------|---------------------|----------------|----------------|-------------|----------|
| 1 | * 2.39 | 50.3 | Pk | 32.1 | -19.9 | 62.5 | - | - | 74 | -11.5 | 275 | 359 | H |
| 2 | * 2.389 | 56.19 | Pk | 32.1 | -19.9 | 68.39 | - | - | 74 | -5.61 | 275 | 359 | H |
| 3 | * 2.39 | 34.82 | RMS | 32.1 | -19.9 | 47.02 | 54 | -6.98 | - | - | 275 | 359 | H |
| 4 | * 2.386 | 35.54 | RMS | 32.1 | -19.9 | 47.74 | 54 | -6.26 | - | - | 275 | 359 | H |

* - indicates frequency in CFR47 Pt 15 / IC RSS-Restricted Band

Pk - Peak detector

RMS - RMS detection

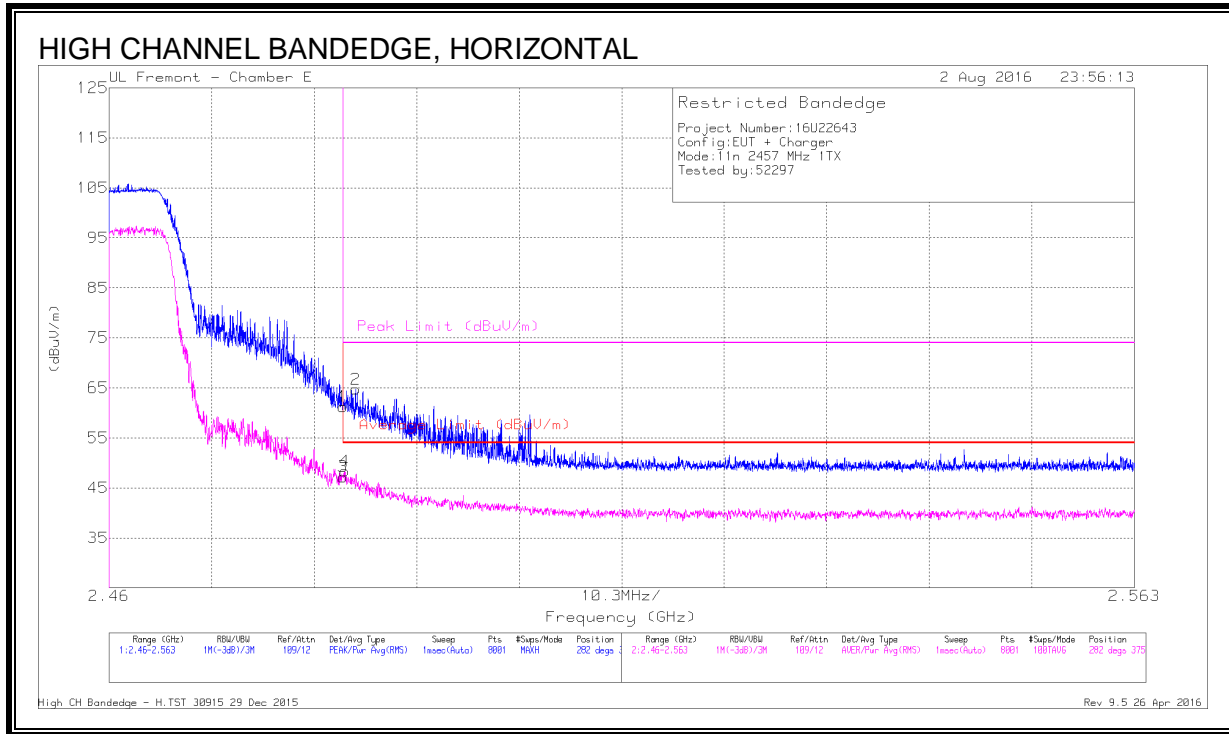


DATA

| Marker | Frequency (GHz) | Meter Reading (dBuV) | Det | AF T711 (dB/m) | Amp/Cbl/Filtr/Pad (dB) | Corrected Reading (dBuV/m) | Average Limit (dBuV/m) | Margin (dB) | Peak Limit (dBuV/m) | PK Margin (dB) | Azimuth (Degs) | Height (cm) | Polarity |
|--------|-----------------|----------------------|-----|----------------|------------------------|----------------------------|------------------------|-------------|---------------------|----------------|----------------|-------------|----------|
| 1 | * 2.39 | 54.57 | Pk | 32.1 | -19.9 | 66.77 | - | - | 74 | -7.23 | 285 | 358 | V |
| 2 | * 2.39 | 55.84 | Pk | 32.1 | -19.9 | 68.04 | - | - | 74 | -5.96 | 285 | 358 | V |
| 3 | * 2.39 | 38.56 | RMS | 32.1 | -19.9 | 50.76 | 54 | -3.24 | - | - | 285 | 358 | V |
| 4 | * 2.39 | 38.91 | RMS | 32.1 | -19.9 | 51.11 | 54 | -2.89 | - | - | 285 | 358 | V |

* - indicates frequency in CFR47 Pt 15 / IC RSS-Restricted Band
 Pk - Peak detector
 RMS - RMS detection

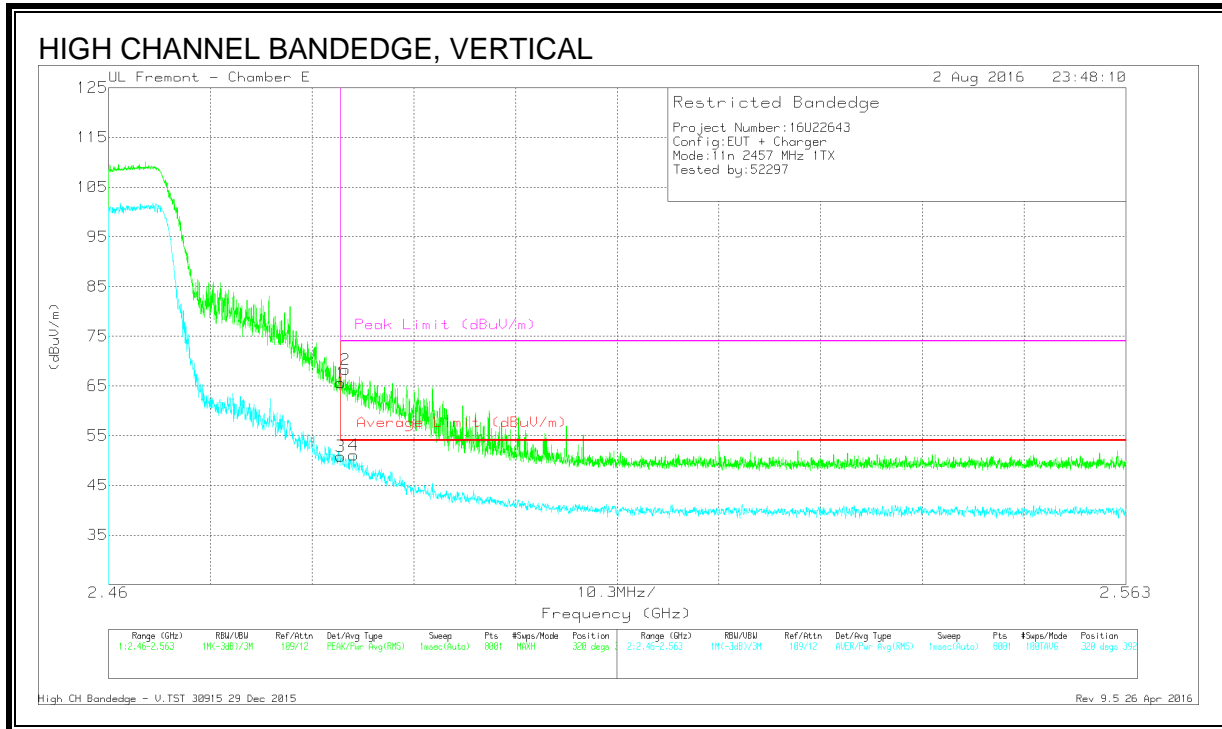
AUTHORIZED BANDEGE (HIGH CHANNEL, CH 10)



DATA

| Marker | Frequency (GHz) | Meter Reading (dBuV) | Det | AF T711 (dB/m) | Amp/Cbl/Filtr/Pad (dB) | Corrected Reading (dBuV/m) | Average Limit (dBuV/m) | Margin (dB) | Peak Limit (dBuV/m) | PK Margin (dB) | Azimuth (Degs) | Height (cm) | Polarity |
|--------|-----------------|----------------------|-----|----------------|------------------------|----------------------------|------------------------|-------------|---------------------|----------------|----------------|-------------|----------|
| 1 | * 2.484 | 48.96 | Pk | 32.3 | -20 | 61.26 | - | - | 74 | -12.74 | 282 | 375 | H |
| 3 | * 2.484 | 34.91 | RMS | 32.3 | -20 | 47.21 | 54 | -6.79 | - | - | 282 | 375 | H |
| 4 | * 2.484 | 36.07 | RMS | 32.3 | -20 | 48.37 | 54 | -5.63 | - | - | 282 | 375 | H |
| 2 | * 2.485 | 52.53 | Pk | 32.3 | -20.1 | 64.73 | - | - | 74 | -9.27 | 282 | 375 | H |

* - indicates frequency in CFR47 Pt 15 / IC RSS-Restricted Band
 Pk - Peak detector
 RMS - RMS detection

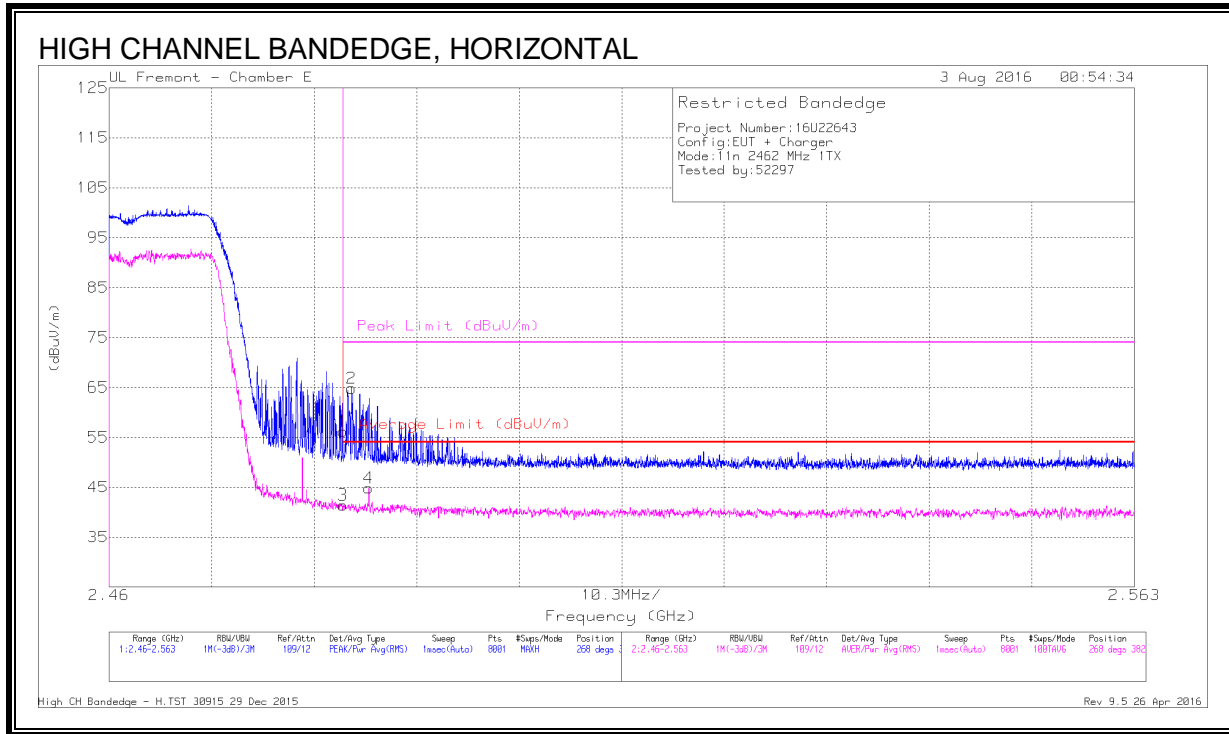


DATA

| Marker | Frequency (GHz) | Meter Reading (dBuV) | Det | AF T711 (dB/m) | Amp/Cb/Ftr/Pad (dB) | Corrected Reading (dBuV/m) | Average Limit (dBuV/m) | Margin (dB) | Peak Limit (dBuV/m) | PK Margin (dB) | Azimuth (Degs) | Height (cm) | Polarity |
|--------|-----------------|----------------------|-----|----------------|---------------------|----------------------------|------------------------|-------------|---------------------|----------------|----------------|-------------|----------|
| 1 | * 2.484 | 53.27 | Pk | 32.3 | -20 | 65.57 | - | - | 74 | -8.43 | 320 | 392 | V |
| 2 | * 2.484 | 55.97 | Pk | 32.3 | -20 | 68.27 | - | - | 74 | -5.73 | 320 | 392 | V |
| 3 | * 2.484 | 38.53 | RMS | 32.3 | -20 | 50.83 | 54 | -3.17 | - | - | 320 | 392 | V |
| 4 | * 2.485 | 38.88 | RMS | 32.3 | -20.1 | 51.08 | 54 | -2.92 | - | - | 320 | 392 | V |

* - indicates frequency in CFR47 Pt 15 / IC RSS-Restricted Band
 Pk - Peak detector
 RMS - RMS detection

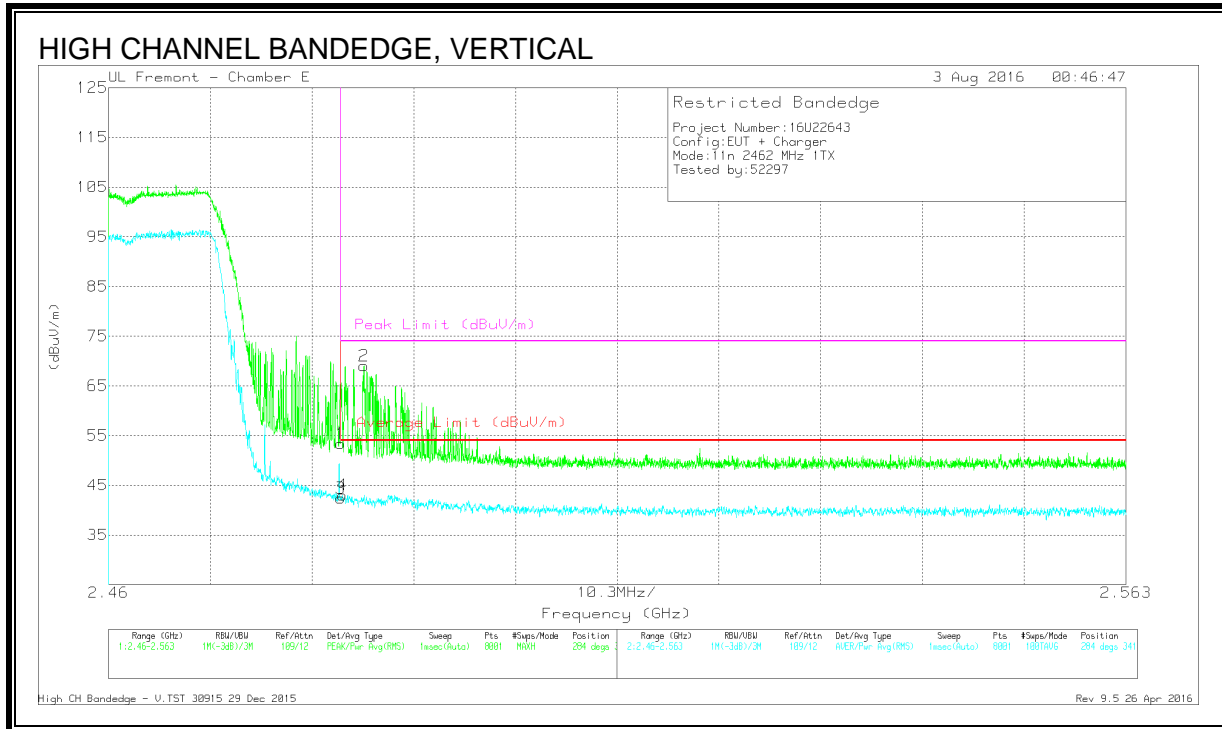
AUTHORIZED BANDEGE (HIGH CHANNEL, CH 11)



DATA

| Marker | Frequency (GHz) | Meter Reading (dBuV) | Det | AF T711 (dB/m) | Amp/Cbl/Fitr/Pad (dB) | Corrected Reading (dBuV/m) | Average Limit (dBuV/m) | Margin (dB) | Peak Limit (dBuV/m) | PK Margin (dB) | Azimuth (Degs) | Height (cm) | Polarity |
|--------|-----------------|----------------------|-----|----------------|-----------------------|----------------------------|------------------------|-------------|---------------------|----------------|----------------|-------------|----------|
| 1 | * 2.484 | 43.93 | Pk | 32.3 | -20 | 56.23 | - | - | 74 | -17.77 | 268 | 382 | H |
| 2 | * 2.484 | 52.52 | Pk | 32.3 | -20 | 64.82 | - | - | 74 | -9.18 | 268 | 382 | H |
| 3 | * 2.484 | 29.13 | RMS | 32.3 | -20 | 41.43 | 54 | -12.57 | - | - | 268 | 382 | H |
| 4 | * 2.486 | 32.65 | RMS | 32.3 | -20.1 | 44.85 | 54 | -9.15 | - | - | 268 | 382 | H |

* - indicates frequency in CFR47 Pt 15 / IC RSS-Restricted Band
 Pk - Peak detector
 RMS - RMS detection

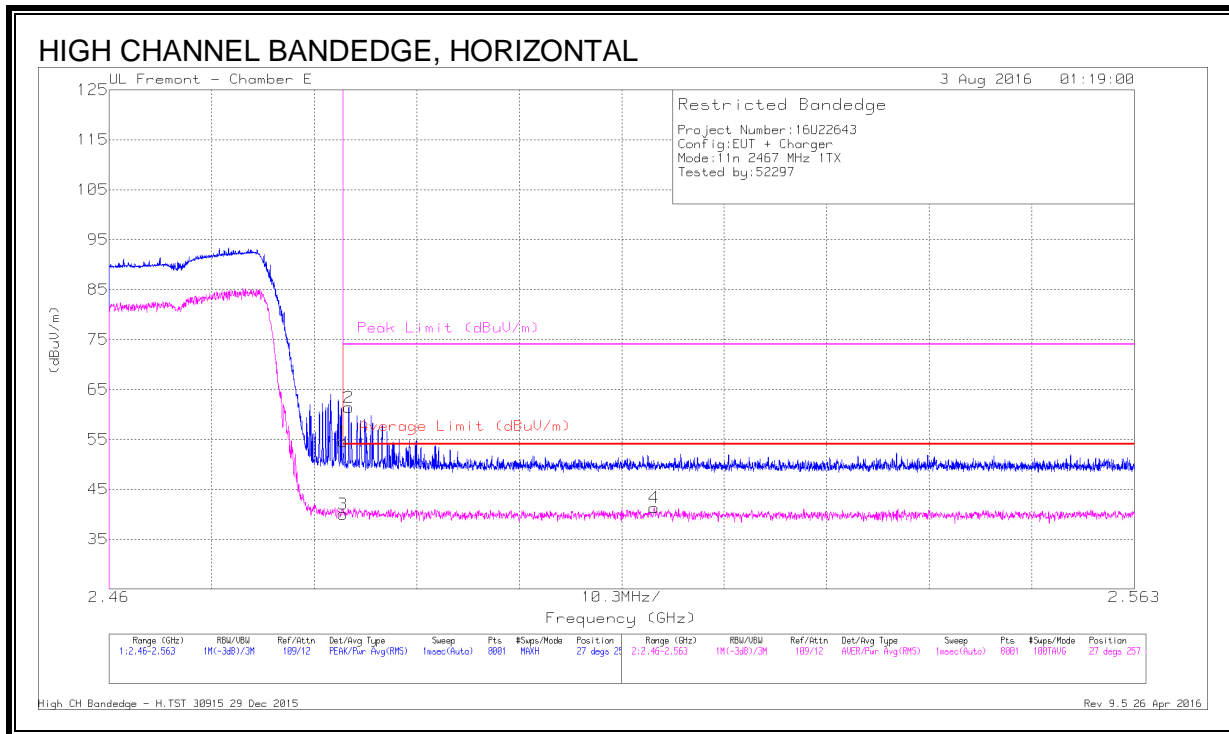


DATA

| Marker | Frequency (GHz) | Meter Reading (dBuV) | Det | AF T711 (dB/m) | Amp/Cb/Filtr/Pad (dB) | Corrected Reading (dBuV/m) | Average Limit (dBuV/m) | Margin (dB) | Peak Limit (dBuV/m) | PK Margin (dB) | Azimuth (Degs) | Height (cm) | Polarity |
|--------|-----------------|----------------------|-----|----------------|-----------------------|----------------------------|------------------------|-------------|---------------------|----------------|----------------|-------------|----------|
| 1 | * 2.484 | 41.12 | Pk | 32.3 | -20 | 53.42 | - | - | 74 | -20.58 | 284 | 341 | V |
| 3 | * 2.484 | 30.1 | RMS | 32.3 | -20 | 42.4 | 54 | -11.6 | - | - | 284 | 341 | V |
| 4 | * 2.484 | 30.75 | RMS | 32.3 | -20 | 43.05 | 54 | -10.95 | - | - | 284 | 341 | V |
| 2 | * 2.486 | 56.86 | Pk | 32.3 | -20.1 | 69.06 | - | - | 74 | -4.94 | 284 | 341 | V |

* - indicates frequency in CFR47 Pt 15 / IC RSS-Restricted Band
 Pk - Peak detector
 RMS - RMS detection

AUTHORIZED BANDEDGE (HIGH CHANNEL, CH 12)



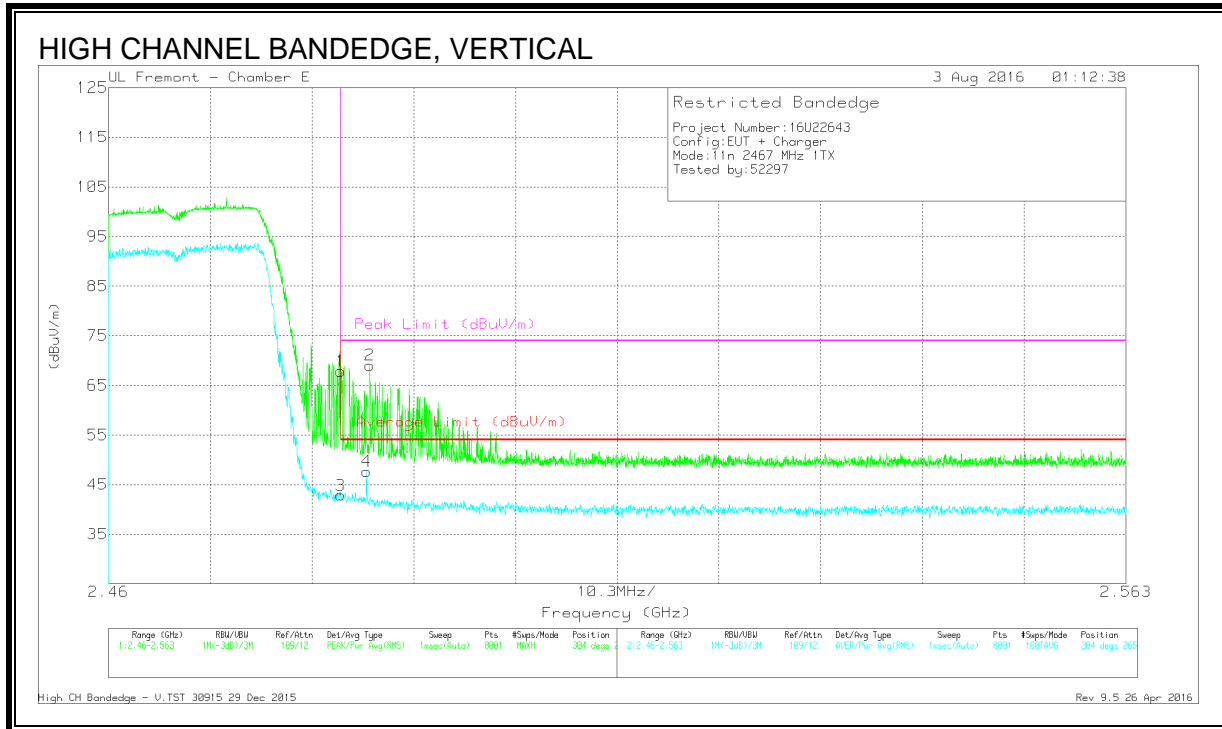
DATA

| Marker | Frequency (GHz) | Meter Reading (dBuV) | Det | AF1711 (dB/m) | Amp/Cbl/Fitr/Pad (dB) | Corrected Reading (dBuV/m) | Average Limit (dBuV/m) | Margin (dB) | Peak Limit (dBuV/m) | PK Margin (dB) | Azimuth (Degs) | Height (cm) | Polarity |
|--------|-----------------|----------------------|-----|---------------|-----------------------|----------------------------|------------------------|-------------|---------------------|----------------|----------------|-------------|----------|
| 1 | * 2.484 | 42.26 | Pk | 32.3 | -20 | 54.56 | - | - | 74 | -19.44 | 27 | 257 | H |
| 2 | * 2.484 | 49.1 | Pk | 32.3 | -20 | 61.4 | - | - | 74 | -12.6 | 27 | 257 | H |
| 3 | * 2.484 | 27.71 | RMS | 32.3 | -20 | 40.01 | 54 | -13.99 | - | - | 27 | 257 | H |
| 4 | 2.515 | 29.12 | RMS | 32.3 | -20.1 | 41.32 | 54 | -12.68 | - | - | 27 | 257 | H |

* - indicates frequency in CFR47 Pt 15 / IC RSS-Restricted Band

Pk - Peak detector

RMS - RMS detection

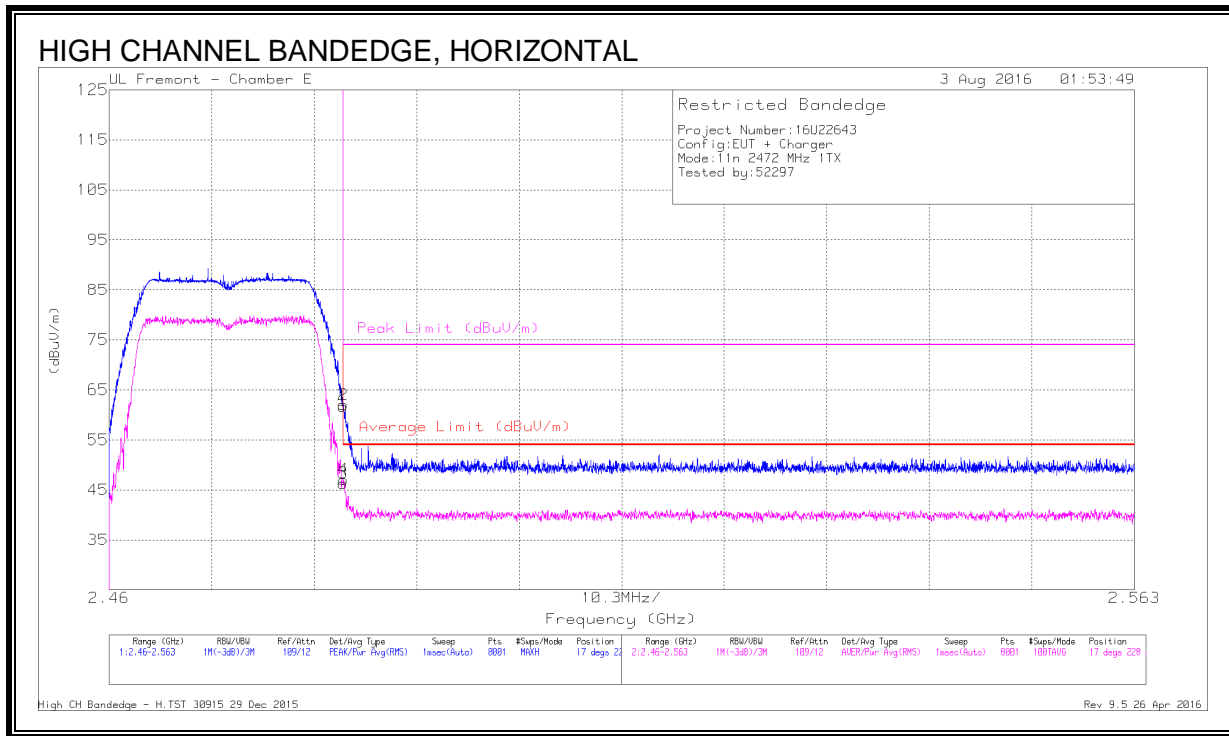


DATA

| Marker | Frequency (GHz) | Meter Reading (dBuV) | Det | AF T711 (dB/m) | Amp/Cbl/Fitr/Par d (dB) | Corrected Reading (dBuV/m) | Average Limit (dBuV/m) | Margin (dB) | Peak Limit (dBuV/m) | PK Margin (dB) | Azimuth (Degs) | Height (cm) | Polarity |
|--------|-----------------|----------------------|-----|----------------|-------------------------|----------------------------|------------------------|-------------|---------------------|----------------|----------------|-------------|----------|
| 1 | * 2.484 | 55.57 | Pk | 32.3 | -20 | 67.87 | - | - | 74 | -6.13 | 304 | 265 | V |
| 2 | * 2.486 | 56.88 | Pk | 32.3 | -20.1 | 69.08 | - | - | 74 | -4.92 | 304 | 265 | V |
| 3 | * 2.484 | 30.55 | RMS | 32.3 | -20 | 42.85 | 54 | -11.15 | - | - | 304 | 265 | V |
| 4 | * 2.486 | 35.48 | RMS | 32.3 | -20.1 | 47.68 | 54 | -6.32 | - | - | 304 | 265 | V |

* - indicates frequency in CFR47 Pt 15 / IC RSS-Restricted Band
 Pk - Peak detector
 RMS - RMS detection

AUTHORIZED BANDEDGE (HIGH CHANNEL, CH 13)



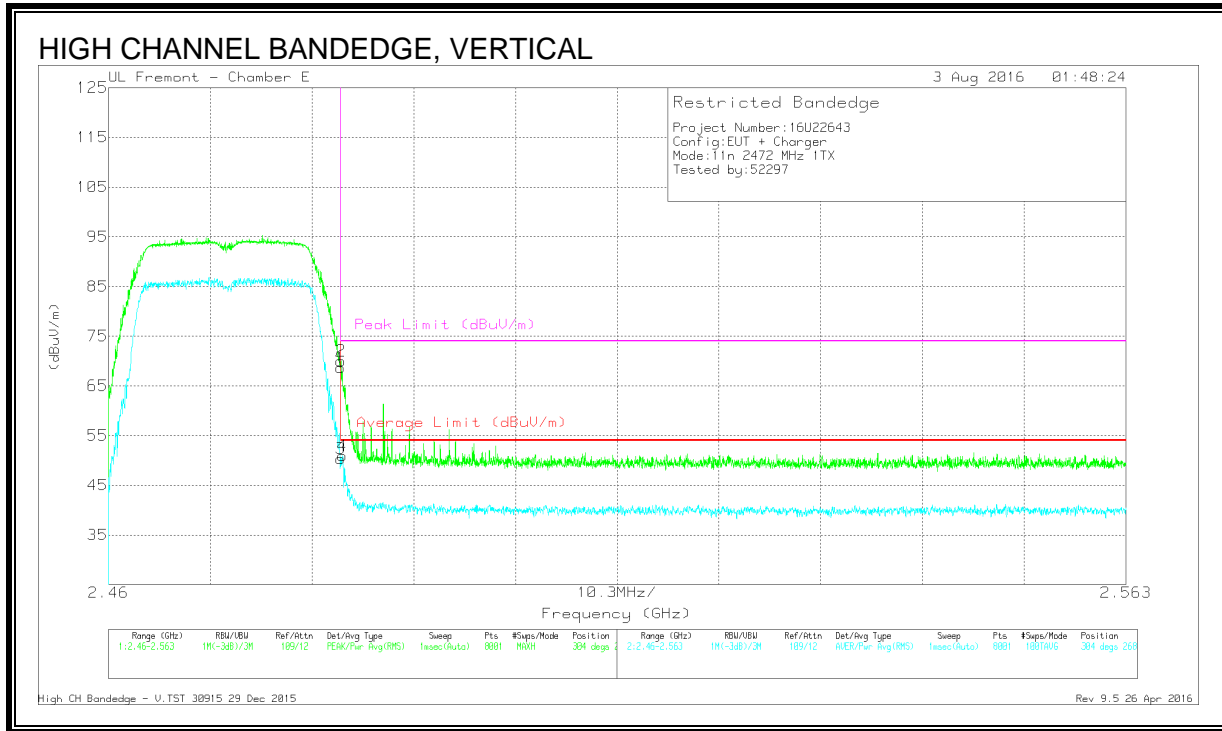
DATA

| Marker | Frequency (GHz) | Meter Reading (dBuV) | Det | AF T711 (dB/m) | Amp/Cbl/Filtr/Pad (dB) | Corrected Reading (dBuV/m) | Average Limit (dBuV/m) | Margin (dB) | Peak Limit (dBuV/m) | PK Margin (dB) | Azimuth (Degs) | Height (cm) | Polarity |
|--------|-----------------|----------------------|-----|----------------|------------------------|----------------------------|------------------------|-------------|---------------------|----------------|----------------|-------------|----------|
| 1 | * 2.484 | 49.41 | Pk | 32.3 | -20 | 61.71 | - | - | 74 | -12.29 | 17 | 228 | H |
| 2 | * 2.484 | 49.76 | Pk | 32.3 | -20 | 62.06 | - | - | 74 | -11.94 | 17 | 228 | H |
| 3 | * 2.484 | 34.06 | RMS | 32.3 | -20 | 46.36 | 54 | -7.64 | - | - | 17 | 228 | H |
| 4 | * 2.484 | 34.79 | RMS | 32.3 | -20 | 47.09 | 54 | -6.91 | - | - | 17 | 228 | H |

* - indicates frequency in CFR47 Pt 15 / IC RSS-Restricted Band

Pk - Peak detector

RMS - RMS detection



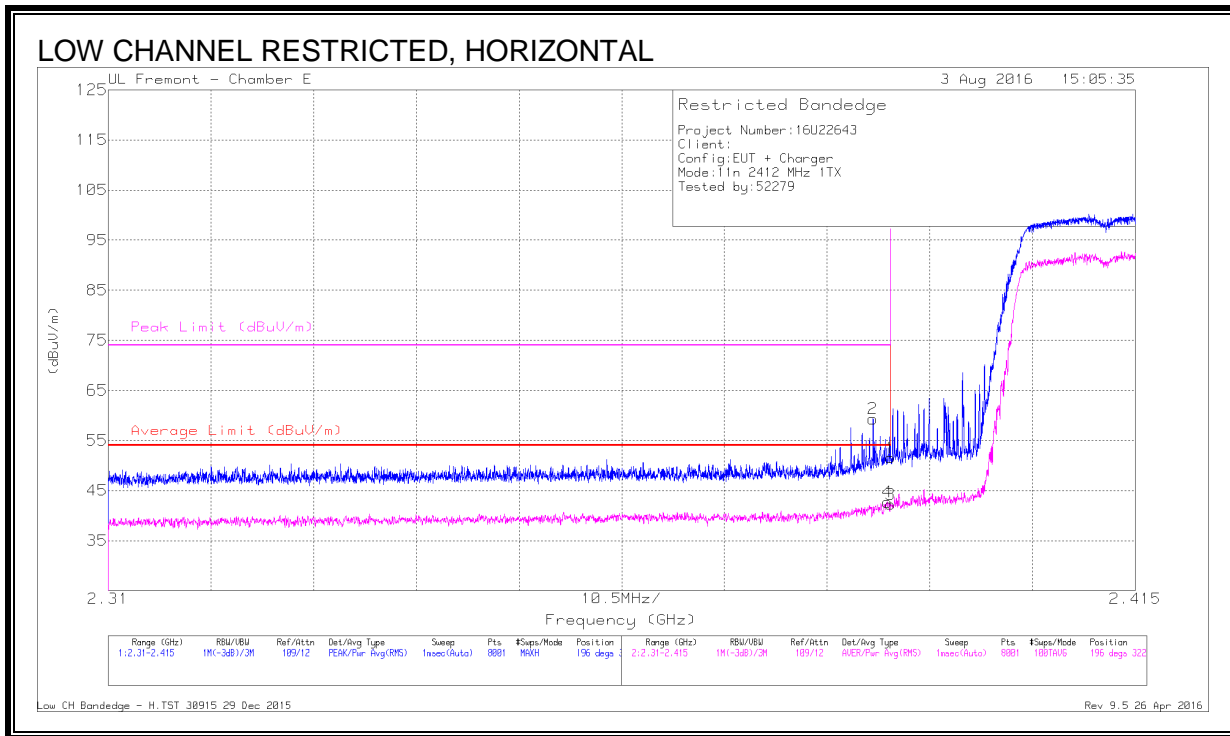
DATA

| Marker | Frequency (GHz) | Meter Reading (dBuV) | Det | AF T711 (dB/m) | Amp/Cbl/Filtr/Pad (dB) | Corrected Reading (dBuV/m) | Average Limit (dBuV/m) | Margin (dB) | Peak Limit (dBuV/m) | PK Margin (dB) | Azimuth (Degs) | Height (cm) | Polarity |
|--------|-----------------|----------------------|-----|----------------|------------------------|----------------------------|------------------------|-------------|---------------------|----------------|----------------|-------------|----------|
| 1 | * 2.484 | 56.34 | Pk | 32.3 | -20 | 68.64 | - | - | 74 | -5.36 | 304 | 268 | V |
| 2 | * 2.484 | 57.74 | Pk | 32.3 | -20 | 70.04 | - | - | 74 | -3.96 | 304 | 268 | V |
| 3 | * 2.484 | 38.08 | RMS | 32.3 | -20 | 50.38 | 54 | -3.62 | - | - | 304 | 268 | V |
| 4 | * 2.484 | 38.62 | RMS | 32.3 | -20 | 50.92 | 54 | -3.08 | - | - | 304 | 268 | V |

* - indicates frequency in CFR47 Pt 15 / IC RSS-Restricted Band
 Pk - Peak detector
 RMS - RMS detection

9.10. 802.11n HT20 1Tx MODE IN THE 2.4 GHz BAND CHAIN 1

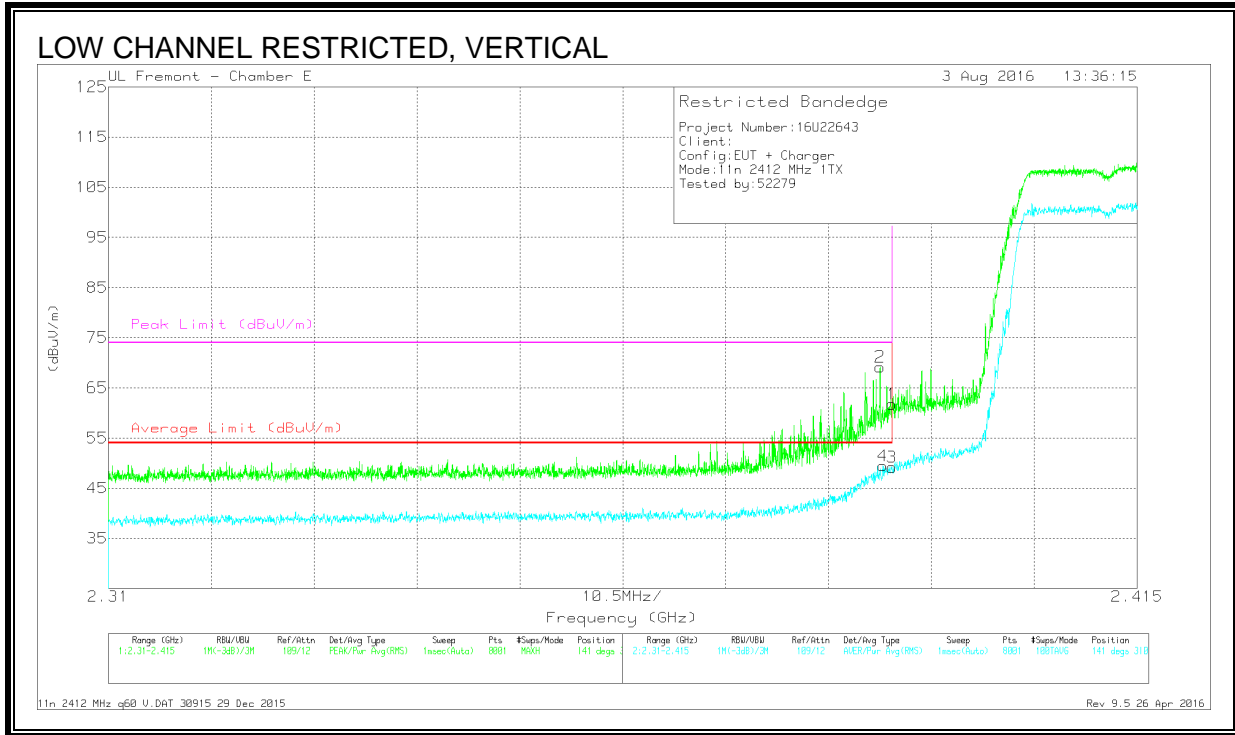
RESTRICTED BANDEDGE (LOW CHANNEL, CH 1)



DATA

| Marker | Frequency (GHz) | Meter Reading (dBuV) | Det | AF T711 (dB/m) | Amp/Cb/Fitr/Pad (dB) | Corrected Reading (dBuV/m) | Average Limit (dBuV/m) | Margin (dB) | Peak Limit (dBuV/m) | PK Margin (dB) | Azimuth (Degs) | Height (cm) | Polarity |
|--------|-----------------|----------------------|-----|----------------|----------------------|----------------------------|------------------------|-------------|---------------------|----------------|----------------|-------------|----------|
| 2 | * 2.388 | 47.12 | Pk | 32.1 | -19.9 | 59.32 | - | - | 74 | -14.68 | 196 | 322 | H |
| 1 | * 2.39 | 39.34 | Pk | 32.1 | -19.9 | 51.54 | - | - | 74 | -22.46 | 196 | 322 | H |
| 3 | * 2.39 | 30.04 | RMS | 32.1 | -19.9 | 42.24 | 54 | -11.76 | - | - | 196 | 322 | H |
| 4 | * 2.39 | 30.5 | RMS | 32.1 | -19.9 | 42.7 | 54 | -11.3 | - | - | 196 | 322 | H |

* - indicates frequency in CFR47 Pt 15 / IC RSS-Restricted Band
 Pk - Peak detector
 RMS - RMS detection

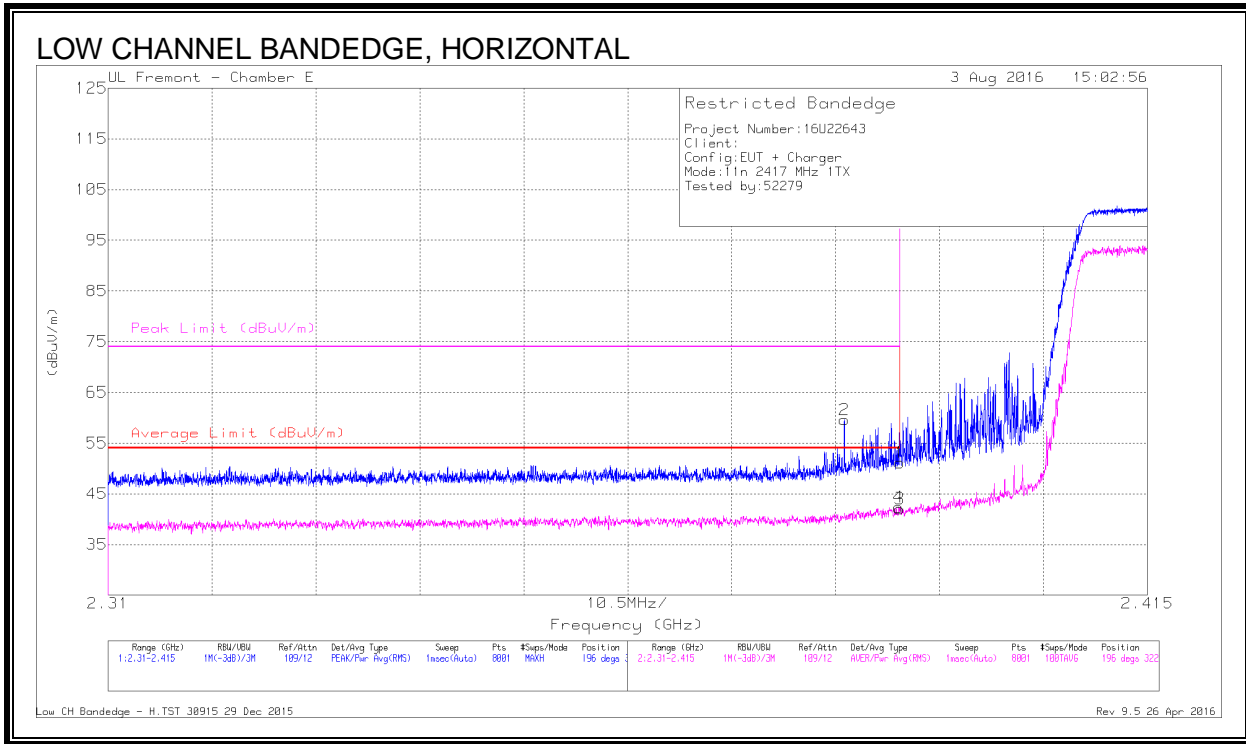


DATA

| Marker | Frequency (GHz) | Meter Reading (dBuV) | Det | AF T711 (dB/m) | Amp/Cbl/Filtr/Pad (dB) | Corrected Reading (dBuV/m) | Average Limit (dBuV/m) | Margin (dB) | Peak Limit (dBuV/m) | PK Margin (dB) | Azimuth (Degs) | Height (cm) | Polarity |
|--------|-----------------|----------------------|-----|----------------|------------------------|----------------------------|------------------------|-------------|---------------------|----------------|----------------|-------------|----------|
| 2 | * 2.389 | 56.97 | Pk | 32.1 | -19.9 | 69.17 | - | - | 74 | -4.83 | 141 | 310 | V |
| 4 | * 2.389 | 37.26 | RMS | 32.1 | -19.9 | 49.46 | 54 | -4.54 | - | - | 141 | 310 | V |
| 1 | * 2.39 | 49.56 | Pk | 32.1 | -19.9 | 61.76 | - | - | 74 | -12.24 | 141 | 310 | V |
| 3 | * 2.39 | 36.98 | RMS | 32.1 | -19.9 | 49.18 | 54 | -4.82 | - | - | 141 | 310 | V |

* - indicates frequency in CFR47 Pt 15 / IC RSS-Restricted Band
 Pk - Peak detector
 RMS - RMS detection

AUTHORIZED BANDEGE (LOW CHANNEL, CH 2)



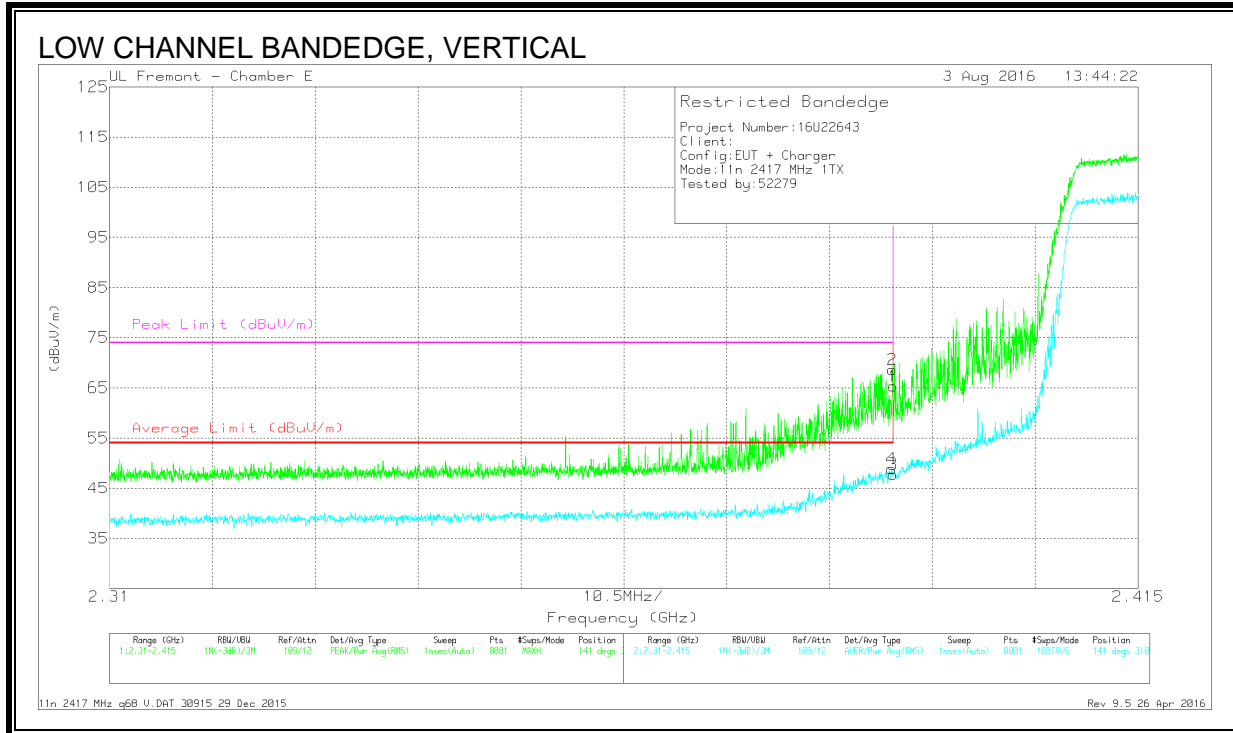
DATA

| Marker | Frequency (GHz) | Meter Reading (dBuV) | Det | AF T711 (dB/m) | Amp/Cb/Ftr/Pad (dB) | Corrected Reading (dBuV/m) | Average Limit (dBuV/m) | Margin (dB) | Peak Limit (dBuV/m) | PK Margin (dB) | Azimuth (Degs) | Height (cm) | Polarity |
|--------|-----------------|----------------------|-----|----------------|---------------------|----------------------------|------------------------|-------------|---------------------|----------------|----------------|-------------|----------|
| 2 | * 2.384 | 47.42 | Pk | 32.1 | -19.9 | 59.62 | - | - | 74 | -14.38 | 196 | 322 | H |
| 1 | * 2.39 | 38.94 | Pk | 32.1 | -19.9 | 51.14 | - | - | 74 | -22.86 | 196 | 322 | H |
| 3 | * 2.39 | 29.84 | RMS | 32.1 | -19.9 | 42.04 | 54 | -11.96 | - | - | 196 | 322 | H |
| 4 | * 2.39 | 30.14 | RMS | 32.1 | -19.9 | 42.34 | 54 | -11.66 | - | - | 196 | 322 | H |

* - indicates frequency in CFR47 Pt 15 / IC RSS-Restricted Band

Pk - Peak detector

RMS - RMS detection

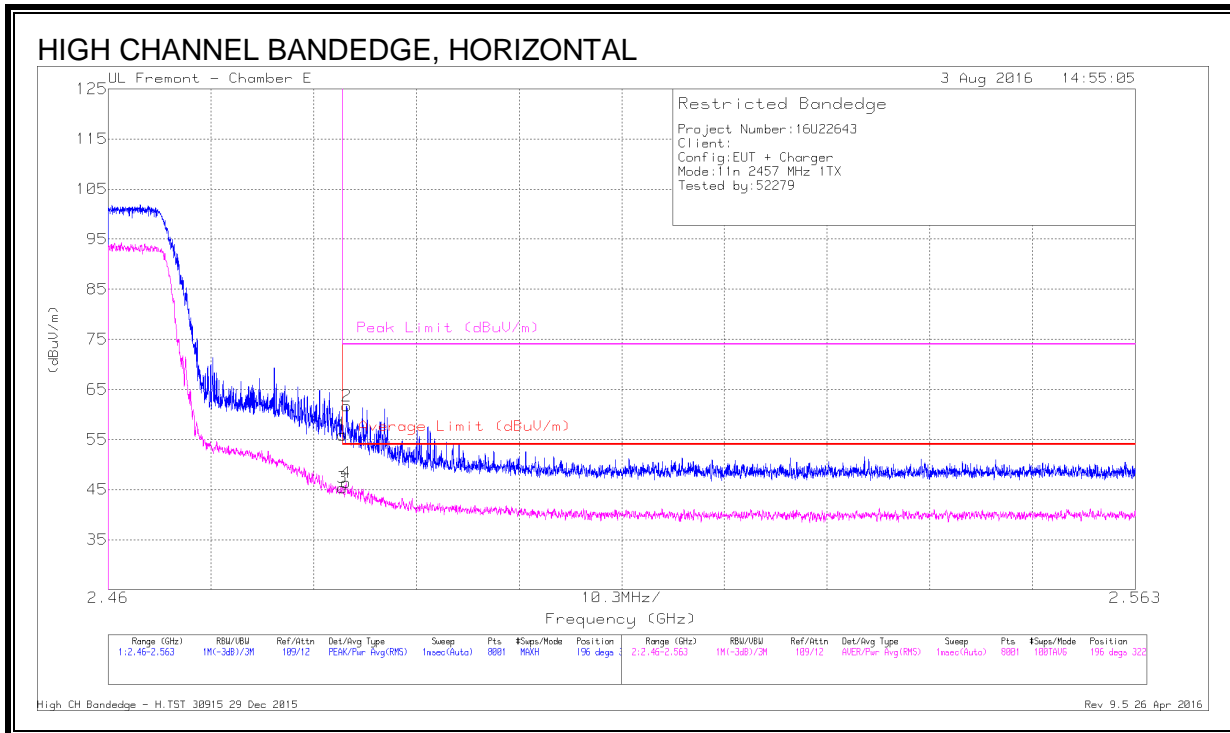


DATA

| Marker | Frequency (GHz) | Meter Reading (dBuV) | Det | AF 1711 (dB/m) | Amp/Cbl/Ftr/Pad (dB) | Corrected Reading (dBuV/m) | Average Limit (dBuV/m) | Margin (dB) | Peak Limit (dBuV/m) | PK Margin (dB) | Azimuth (Degs) | Height (cm) | Polarity |
|--------|-----------------|----------------------|-----|----------------|----------------------|----------------------------|------------------------|-------------|---------------------|----------------|----------------|-------------|----------|
| 1 | * 2.39 | 53.16 | Pk | 32.1 | -19.9 | 65.36 | - | - | 74 | -8.64 | 141 | 310 | V |
| 2 | * 2.39 | 56.44 | Pk | 32.1 | -19.9 | 68.64 | - | - | 74 | -5.36 | 141 | 310 | V |
| 3 | * 2.39 | 35.59 | RMS | 32.1 | -19.9 | 47.79 | 54 | -6.21 | - | - | 141 | 310 | V |
| 4 | * 2.39 | 36.68 | RMS | 32.1 | -19.9 | 48.88 | 54 | -5.12 | - | - | 141 | 310 | V |

* - indicates frequency in CFR47 Pt 15 / IC RSS-Restricted Band
 Pk - Peak detector
 RMS - RMS detection

AUTHORIZED BANDEDGE (HIGH CHANNEL, CH 10)



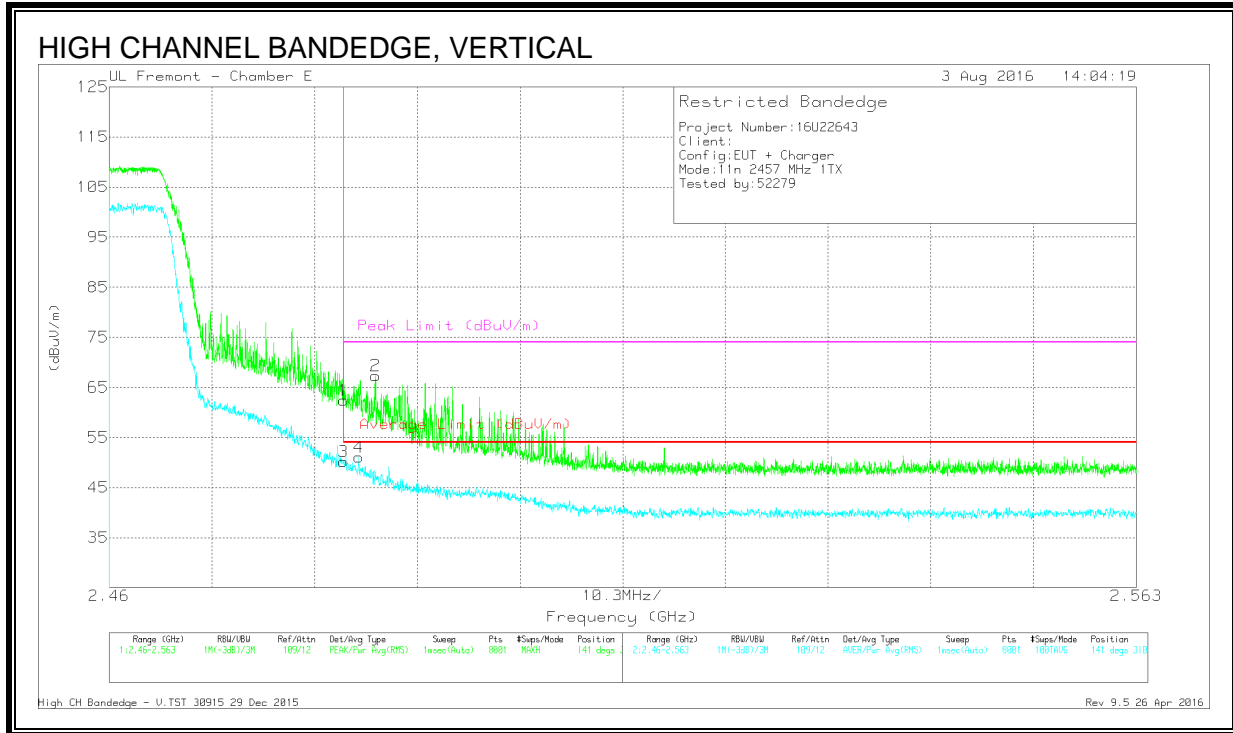
DATA

| Marker | Frequency (GHz) | Meter Reading (dBuV) | Det | AF T711 (dB/m) | Amp/Cb1/Ftr/Pad (dB) | Corrected Reading (dBuV/m) | Average Limit (dBuV/m) | Margin (dB) | Peak Limit (dBuV/m) | PK Margin (dB) | Azimuth (Degs) | Height (cm) | Polarity |
|--------|-----------------|----------------------|-----|----------------|----------------------|----------------------------|------------------------|-------------|---------------------|----------------|----------------|-------------|----------|
| 1 | * 2.484 | 43.61 | Pk | 32.3 | -20 | 55.91 | - | - | 74 | -18.09 | 196 | 322 | H |
| 2 | * 2.484 | 49.42 | Pk | 32.3 | -20 | 61.72 | - | - | 74 | -12.28 | 196 | 322 | H |
| 3 | * 2.484 | 33.08 | RMS | 32.3 | -20 | 45.38 | 54 | -8.62 | - | - | 196 | 322 | H |
| 4 | * 2.484 | 34.11 | RMS | 32.3 | -20 | 46.41 | 54 | -7.59 | - | - | 196 | 322 | H |

* - indicates frequency in CFR47 Pt 15 / IC RSS-Restricted Band

Pk - Peak detector

RMS - RMS detection

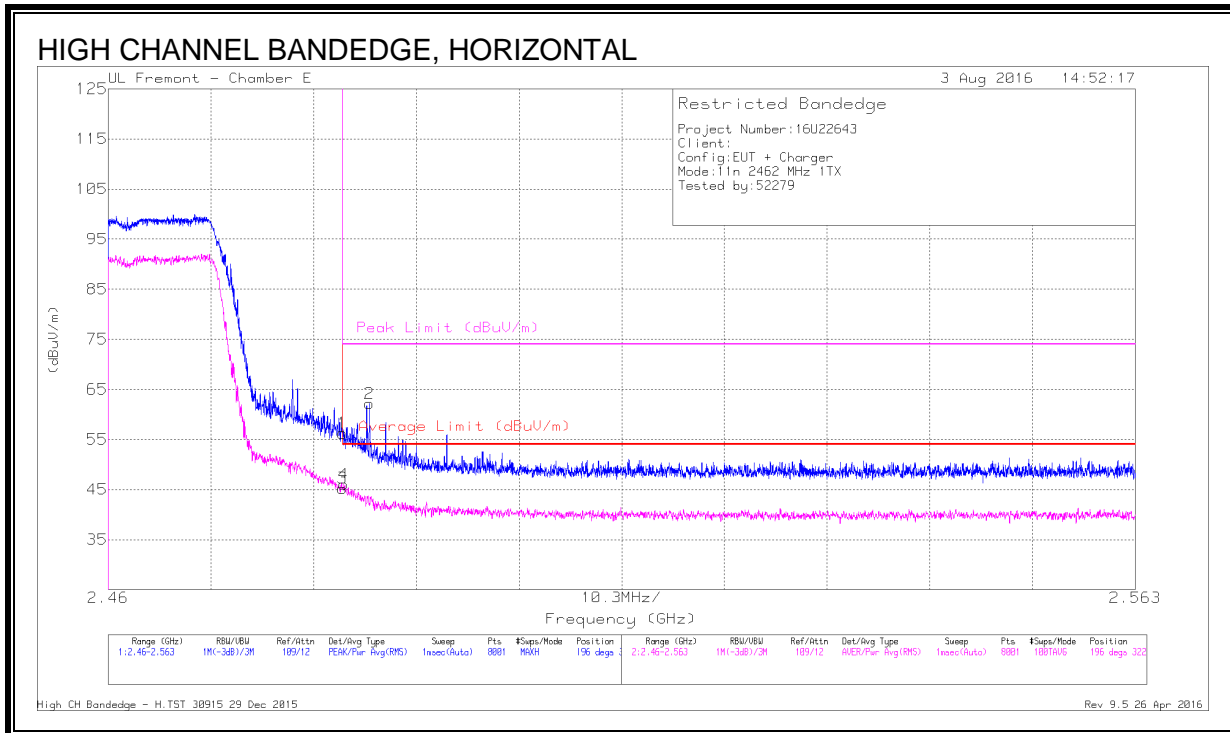


DATA

| Marker | Frequency (GHz) | Meter Reading (dBuV) | Det | AF T711 (dB/m) | Amp/Cbl/Filtr/Pad (dB) | Corrected Reading (dBuV/m) | Average Limit (dBuV/m) | Margin (dB) | Peak Limit (dBuV/m) | PK Margin (dB) | Azimuth (Degs) | Height (cm) | Polarity |
|--------|-----------------|----------------------|-----|----------------|------------------------|----------------------------|------------------------|-------------|---------------------|----------------|----------------|-------------|----------|
| 1 | * 2.484 | 50.12 | Pk | 32.3 | -20 | 62.42 | - | - | 74 | -11.58 | 141 | 310 | V |
| 3 | * 2.484 | 37.91 | RMS | 32.3 | -20 | 50.21 | 54 | -3.79 | - | - | 141 | 310 | V |
| 4 | * 2.485 | 38.86 | RMS | 32.3 | -20.1 | 51.06 | 54 | -2.94 | - | - | 141 | 310 | V |
| 2 | * 2.487 | 55.15 | Pk | 32.3 | -20.1 | 67.35 | - | - | 74 | -6.65 | 141 | 310 | V |

* - indicates frequency in CFR47 Pt 15 / IC RSS-Restricted Band
 Pk - Peak detector
 RMS - RMS detection

AUTHORIZED BANDEDGE (HIGH CHANNEL, CH 11)



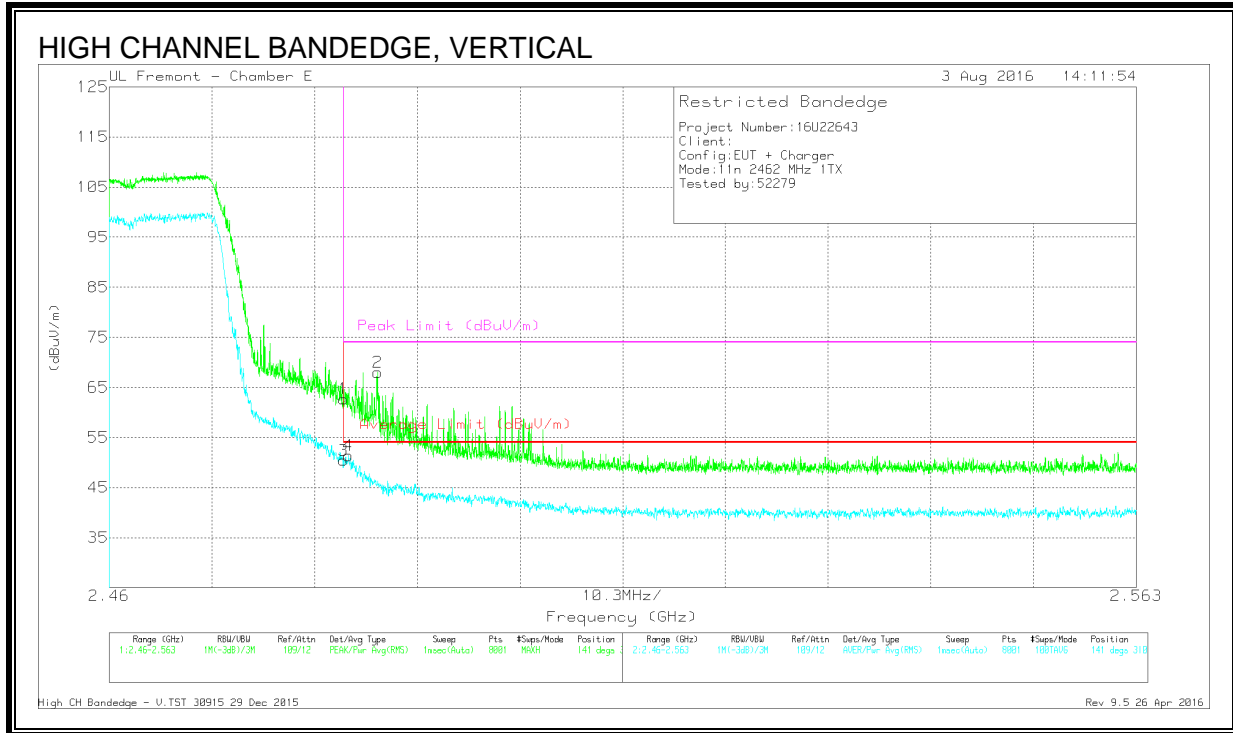
DATA

| Marker | Frequency (GHz) | Meter Reading (dBuV) | Det | AF T711 (dB/m) | Amp/Cb/Fltr/Pad (dB) | Corrected Reading (dBuV/m) | Average Limit (dBuV/m) | Margin (dB) | Peak Limit (dBuV/m) | PK Margin (dB) | Azimuth (Degs) | Height (cm) | Polarity |
|--------|-----------------|----------------------|-----|----------------|----------------------|----------------------------|------------------------|-------------|---------------------|----------------|----------------|-------------|----------|
| 1 | * 2.484 | 43.96 | Pk | 32.3 | -20 | 56.26 | - | - | 74 | -17.74 | 196 | 322 | H |
| 3 | * 2.484 | 32.96 | RMS | 32.3 | -20 | 45.26 | 54 | -8.74 | - | - | 196 | 322 | H |
| 4 | * 2.484 | 33.76 | RMS | 32.3 | -20 | 46.06 | 54 | -7.94 | - | - | 196 | 322 | H |
| 2 | * 2.486 | 49.96 | Pk | 32.3 | -20.1 | 62.16 | - | - | 74 | -11.84 | 196 | 322 | H |

* - indicates frequency in CFR47 Pt 15 / IC RSS-Restricted Band

Pk - Peak detector

RMS - RMS detection



DATA

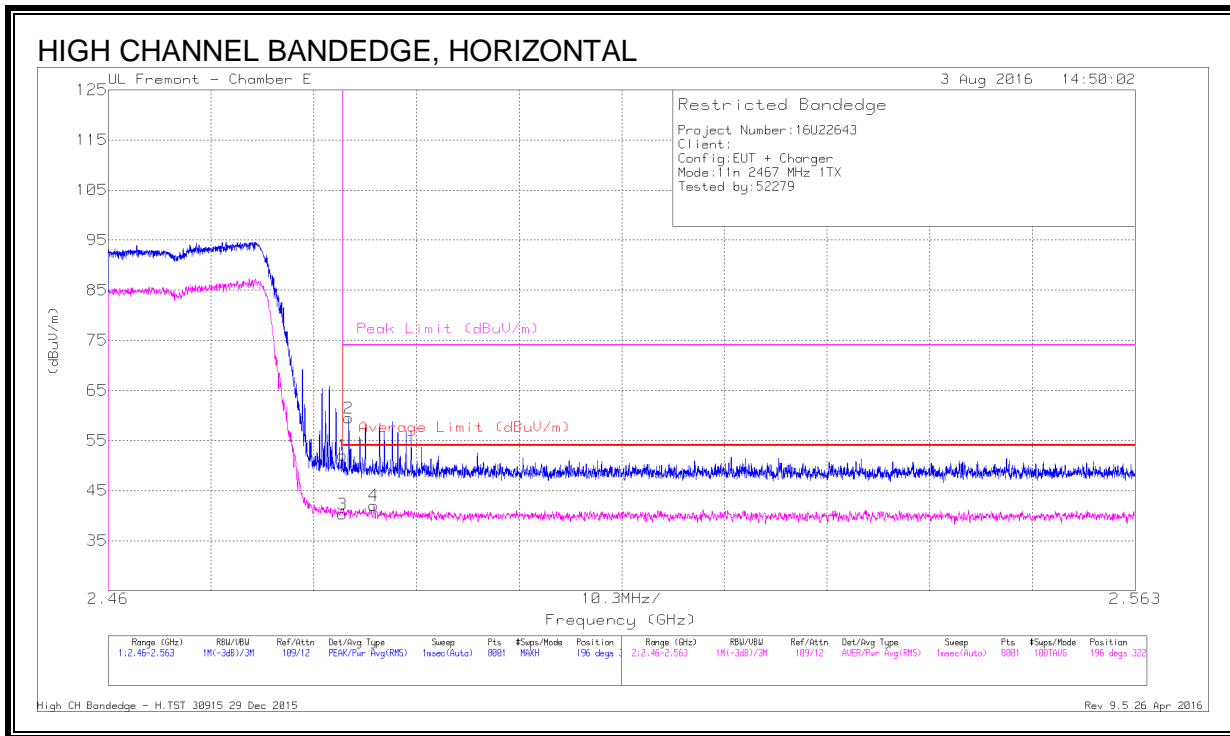
| Marker | Frequency (GHz) | Meter Reading (dBuV) | Det | AF T711 (dB/m) | Amp/Cb/Fltr/Pad (dB) | Corrected Reading (dBuV/m) | Average Limit (dBuV/m) | Margin (dB) | Peak Limit (dBuV/m) | PK Margin (dB) | Azimuth (Degs) | Height (cm) | Polarity |
|--------|-----------------|----------------------|-----|----------------|----------------------|----------------------------|------------------------|-------------|---------------------|----------------|----------------|-------------|----------|
| 1 | * 2.484 | 50.43 | Pk | 32.3 | -20 | 62.73 | - | - | 74 | -11.27 | 141 | 310 | V |
| 3 | * 2.484 | 38.16 | RMS | 32.3 | -20 | 50.46 | 54 | -3.54 | - | - | 141 | 310 | V |
| 4 | * 2.484 | 39.08 | RMS | 32.3 | -20 | 51.38 | 54 | -2.62 | - | - | 141 | 310 | V |
| 2 | * 2.487 | 55.79 | Pk | 32.3 | -20.1 | 67.99 | - | - | 74 | -6.01 | 141 | 310 | V |

* - indicates frequency in CFR47 Pt 15 / IC RSS-Restricted Band

Pk - Peak detector

RMS - RMS detection

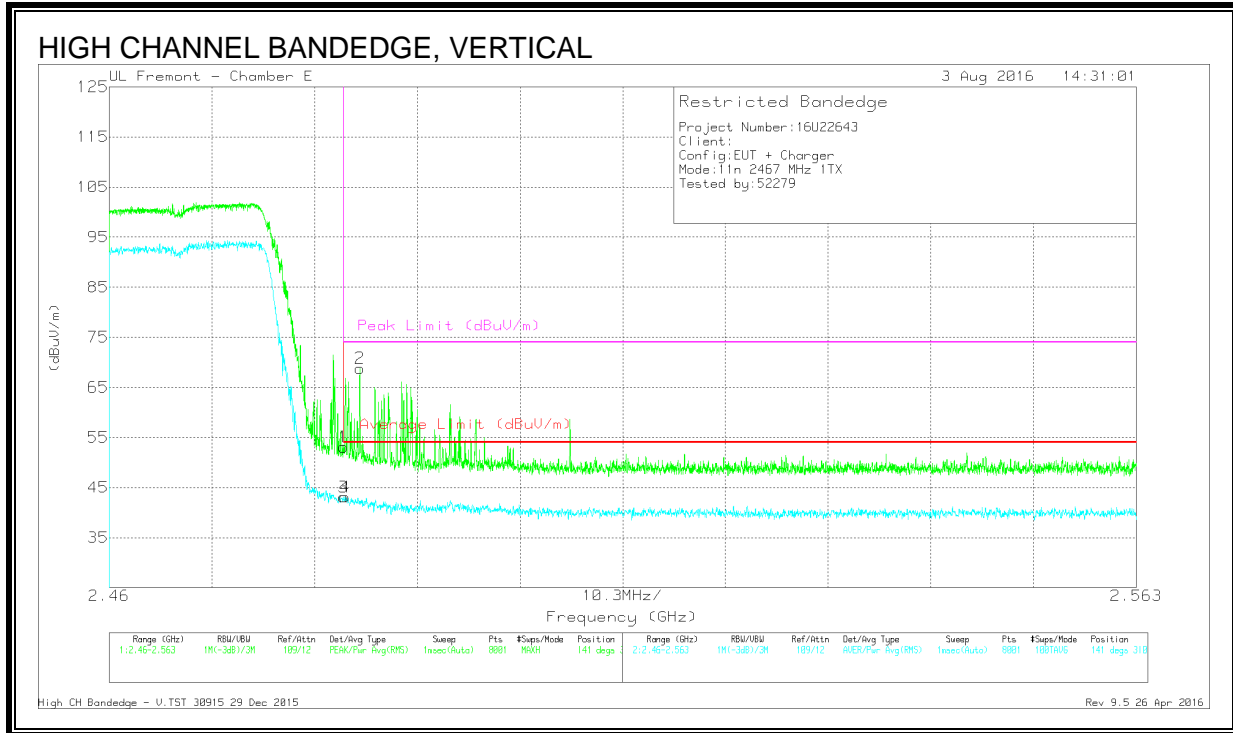
AUTHORIZED BANDEGE (HIGH CHANNEL, CH 12)



DATA

| Marker | Frequency (GHz) | Meter Reading (dBuV) | Det | AF T711 (dB/m) | Amp/Cb/Ftr/Pad (dB) | Corrected Reading (dBuV/m) | Average Limit (dBuV/m) | Margin (dB) | Peak Limit (dBuV/m) | PK Margin (dB) | Azimuth (Degs) | Height (cm) | Polarity |
|--------|-----------------|----------------------|-----|----------------|---------------------|----------------------------|------------------------|-------------|---------------------|----------------|----------------|-------------|----------|
| 1 | * 2.484 | 39.74 | Pk | 32.3 | -20 | 52.04 | - | - | 74 | -21.96 | 196 | 322 | H |
| 2 | * 2.484 | 47.18 | Pk | 32.3 | -20 | 59.48 | - | - | 74 | -14.52 | 196 | 322 | H |
| 3 | * 2.484 | 27.99 | RMS | 32.3 | -20 | 40.29 | 54 | -13.71 | - | - | 196 | 322 | H |
| 4 | * 2.487 | 29.84 | RMS | 32.3 | -20.1 | 42.04 | 54 | -11.96 | - | - | 196 | 322 | H |

* - indicates frequency in CFR47 Pt 15 / IC RSS-Restricted Band
 Pk - Peak detector
 RMS - RMS detection

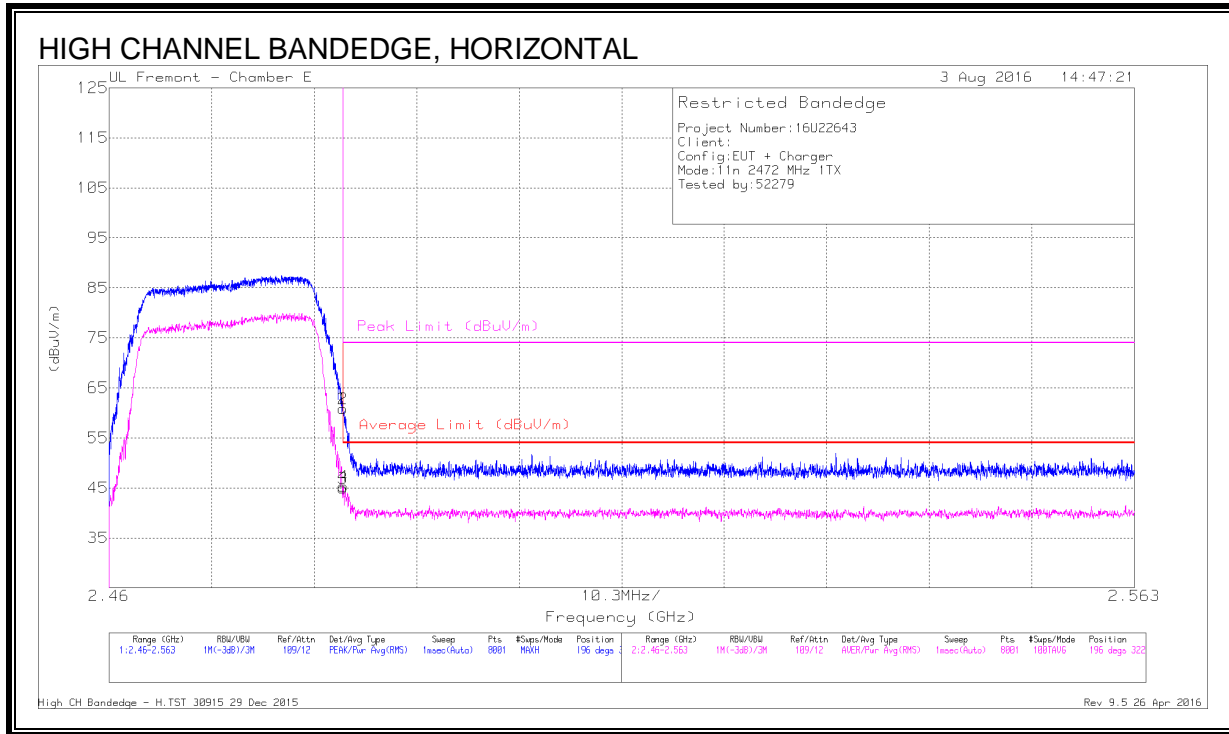


DATA

| Marker | Frequency (GHz) | Meter Reading (dBuV) | Det | AF T711 (dB/m) | Amp/Cb/Fltr/Pad (dB) | Corrected Reading (dBuV/m) | Average Limit (dBuV/m) | Margin (dB) | Peak Limit (dBuV/m) | PK Margin (dB) | Azimuth (Degs) | Height (cm) | Polarity |
|--------|-----------------|----------------------|-----|----------------|----------------------|----------------------------|------------------------|-------------|---------------------|----------------|----------------|-------------|----------|
| 1 | * 2.484 | 40.8 | Pk | 32.3 | -20 | 53.1 | - | - | 74 | -20.9 | 141 | 310 | V |
| 3 | * 2.484 | 30.81 | RMS | 32.3 | -20 | 43.11 | 54 | -10.89 | - | - | 141 | 310 | V |
| 4 | * 2.484 | 30.82 | RMS | 32.3 | -20 | 43.12 | 54 | -10.88 | - | - | 141 | 310 | V |
| 2 | * 2.485 | 56.61 | Pk | 32.3 | -20.1 | 68.81 | - | - | 74 | -5.19 | 141 | 310 | V |

* - indicates frequency in CFR47 Pt 15 / IC RSS-Restricted Band
 Pk - Peak detector
 RMS - RMS detection

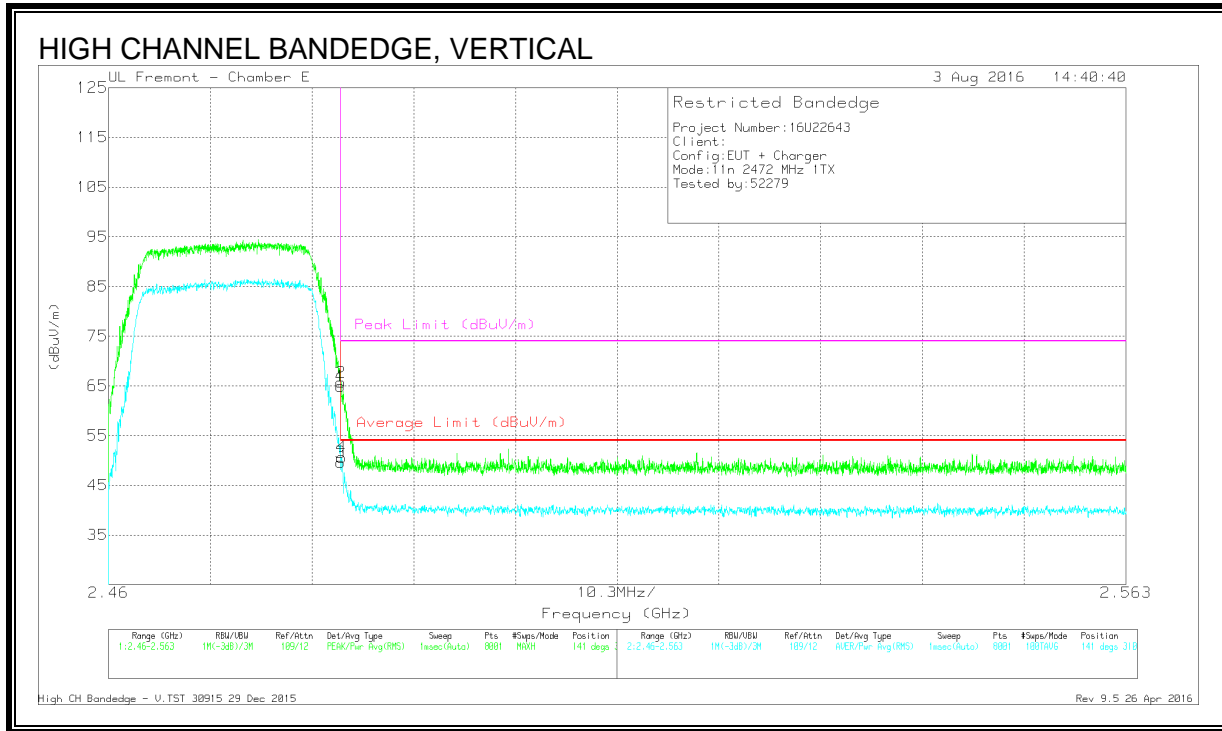
AUTHORIZED BANDEGE (HIGH CHANNEL, CH 13)



DATA

| Marker | Frequency (GHz) | Meter Reading (dBuV) | Det | AF T711 (dB/m) | Amp/Cb/Fltr/Pad (dB) | Corrected Reading (dBuV/m) | Average Limit (dBuV/m) | Margin (dB) | Peak Limit (dBuV/m) | PK Margin (dB) | Azimuth (Degs) | Height (cm) | Polarity |
|--------|-----------------|----------------------|-----|----------------|----------------------|----------------------------|------------------------|-------------|---------------------|----------------|----------------|-------------|----------|
| 1 | * 2.484 | 48.51 | Pk | 32.3 | -20 | 60.81 | - | - | 74 | -13.19 | 196 | 322 | H |
| 2 | * 2.484 | 48.51 | Pk | 32.3 | -20 | 60.81 | - | - | 74 | -13.19 | 196 | 322 | H |
| 3 | * 2.484 | 32.63 | RMS | 32.3 | -20 | 44.93 | 54 | -9.07 | - | - | 196 | 322 | H |
| 4 | * 2.484 | 33.02 | RMS | 32.3 | -20 | 45.32 | 54 | -8.68 | - | - | 196 | 322 | H |

* - indicates frequency in CFR47 Pt 15 / IC RSS-Restricted Band
 Pk - Peak detector
 RMS - RMS detection



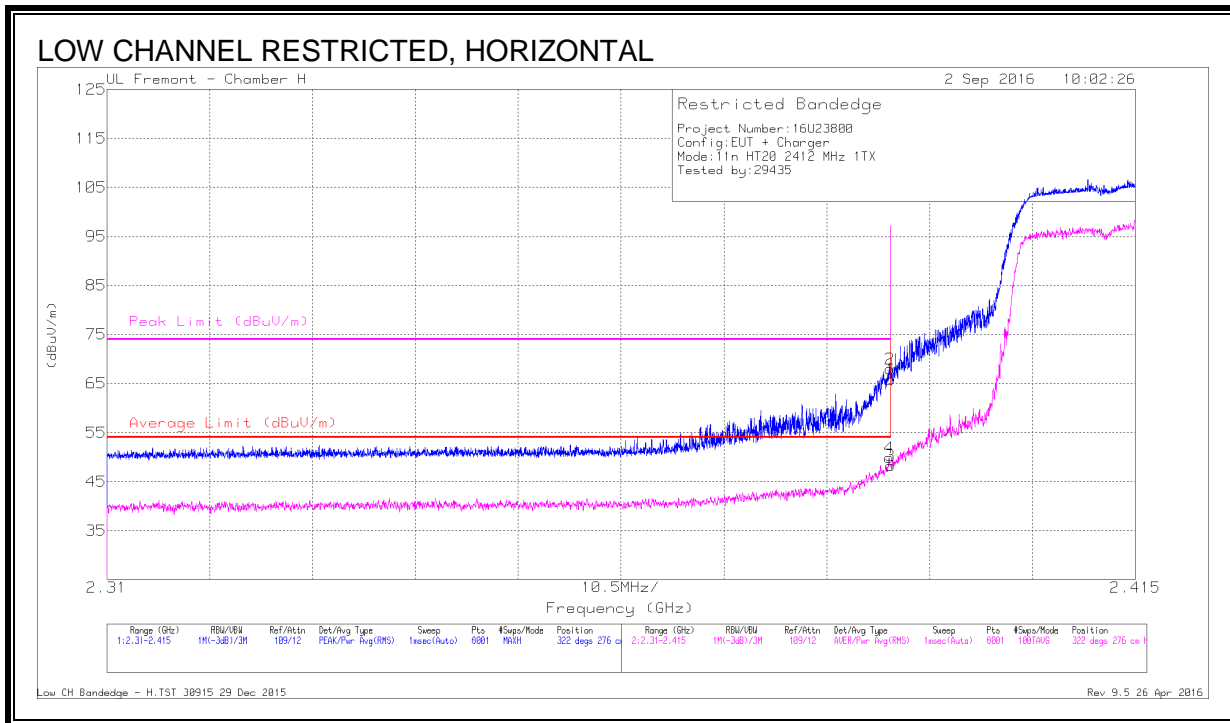
DATA

| Marker | Frequency (GHz) | Meter Reading (dBuV) | Det | AF T711 (dB/m) | Amp/Cbl/Filtr/Pad (dB) | Corrected Reading (dBuV/m) | Average Limit (dBuV/m) | Margin (dB) | Peak Limit (dBuV/m) | PK Margin (dB) | Azimuth (Degs) | Height (cm) | Polarity |
|--------|-----------------|----------------------|-----|----------------|------------------------|----------------------------|------------------------|-------------|---------------------|----------------|----------------|-------------|----------|
| 1 | * 2.484 | 52.64 | Pk | 32.3 | -20 | 64.94 | - | - | 74 | -9.06 | 141 | 310 | V |
| 2 | * 2.484 | 53.4 | Pk | 32.3 | -20 | 65.7 | - | - | 74 | -8.3 | 141 | 310 | V |
| 3 | * 2.484 | 37.32 | RMS | 32.3 | -20 | 49.62 | 54 | -4.38 | - | - | 141 | 310 | V |
| 4 | * 2.484 | 38.34 | RMS | 32.3 | -20 | 50.64 | 54 | -3.36 | - | - | 141 | 310 | V |

* - indicates frequency in CFR47 Pt 15 / IC RSS-Restricted Band
 Pk - Peak detector
 RMS - RMS detection

9.11. 802.11n HT20 1Tx MODE IN THE 2.4 GHz BAND CHAIN 2

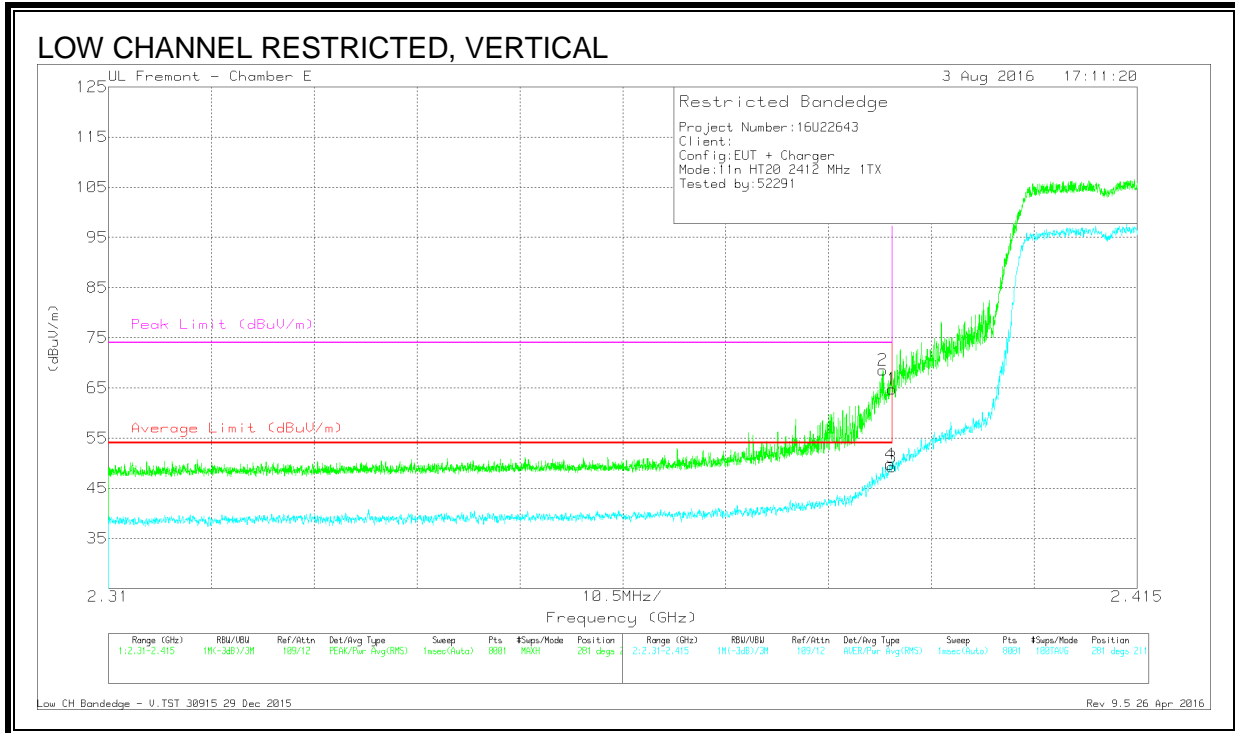
RESTRICTED BANDEDGE (LOW CHANNEL, CH 1)



DATA

| Marker | Frequency (GHz) | Meter Reading (dBuV) | Det | AF T120 (dB/m) | Amp/Cbl/Fitr/Pad (dB) | Corrected Reading (dBuV/m) | Average Limit (dBuV/m) | Margin (dB) | Peak Limit (dBuV/m) | PK Margin (dB) | Azimuth (Degs) | Height (cm) | Polarity |
|--------|-----------------|----------------------|-----|----------------|-----------------------|----------------------------|------------------------|-------------|---------------------|----------------|----------------|-------------|----------|
| 1 | * 2.39 | 53.51 | Pk | 31.9 | -19.6 | 65.81 | - | - | 74 | -8.19 | 322 | 276 | H |
| 2 | * 2.39 | 55.65 | Pk | 31.9 | -19.6 | 67.95 | - | - | 74 | -6.05 | 322 | 276 | H |
| 3 | * 2.39 | 35.94 | RMS | 31.9 | -19.6 | 48.24 | 54 | -5.76 | - | - | 322 | 276 | H |
| 4 | * 2.39 | 37.59 | RMS | 31.9 | -19.6 | 49.89 | 54 | -4.11 | - | - | 322 | 276 | H |

* - indicates frequency in CFR47 Pt 15 / IC RSS-Restricted Band
 Pk - Peak detector
 RMS - RMS detection

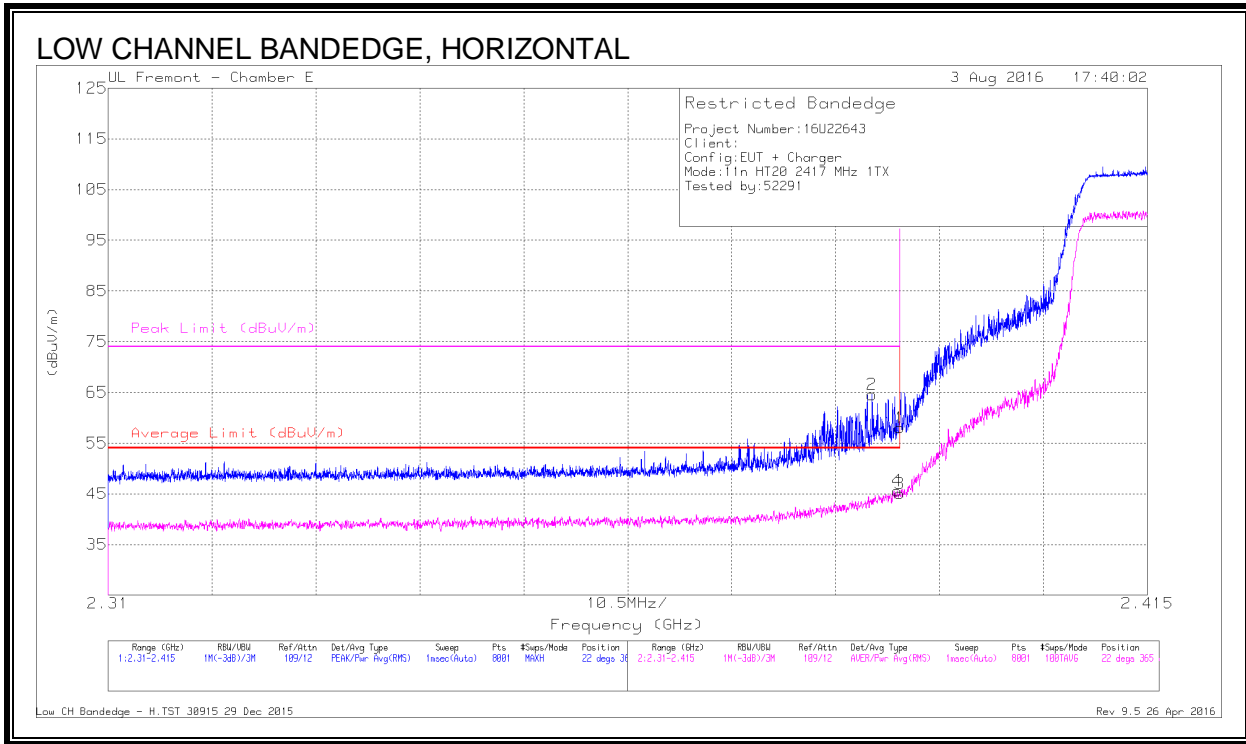


DATA

| Marker | Frequency (GHz) | Meter Reading (dBuV) | Det | AF T711 (dB/m) | Amp/Cbl/Filtr/Pad (dB) | Corrected Reading (dBuV/m) | Average Limit (dBuV/m) | Margin (dB) | Peak Limit (dBuV/m) | PK Margin (dB) | Azimuth (Degs) | Height (cm) | Polarity |
|--------|-----------------|----------------------|-----|----------------|------------------------|----------------------------|------------------------|-------------|---------------------|----------------|----------------|-------------|----------|
| 2 | * 2.389 | 56.38 | Pk | 32.1 | -19.9 | 68.58 | - | - | 74 | -5.42 | 281 | 211 | V |
| 1 | * 2.39 | 52.58 | Pk | 32.1 | -19.9 | 64.78 | - | - | 74 | -9.22 | 281 | 211 | V |
| 3 | * 2.39 | 37.01 | RMS | 32.1 | -19.9 | 49.21 | 54 | -4.79 | - | - | 281 | 211 | V |
| 4 | * 2.39 | 37.59 | RMS | 32.1 | -19.9 | 49.79 | 54 | -4.21 | - | - | 281 | 211 | V |

* - indicates frequency in CFR47 Pt 15 / IC RSS-Restricted Band
 Pk - Peak detector
 RMS - RMS detection

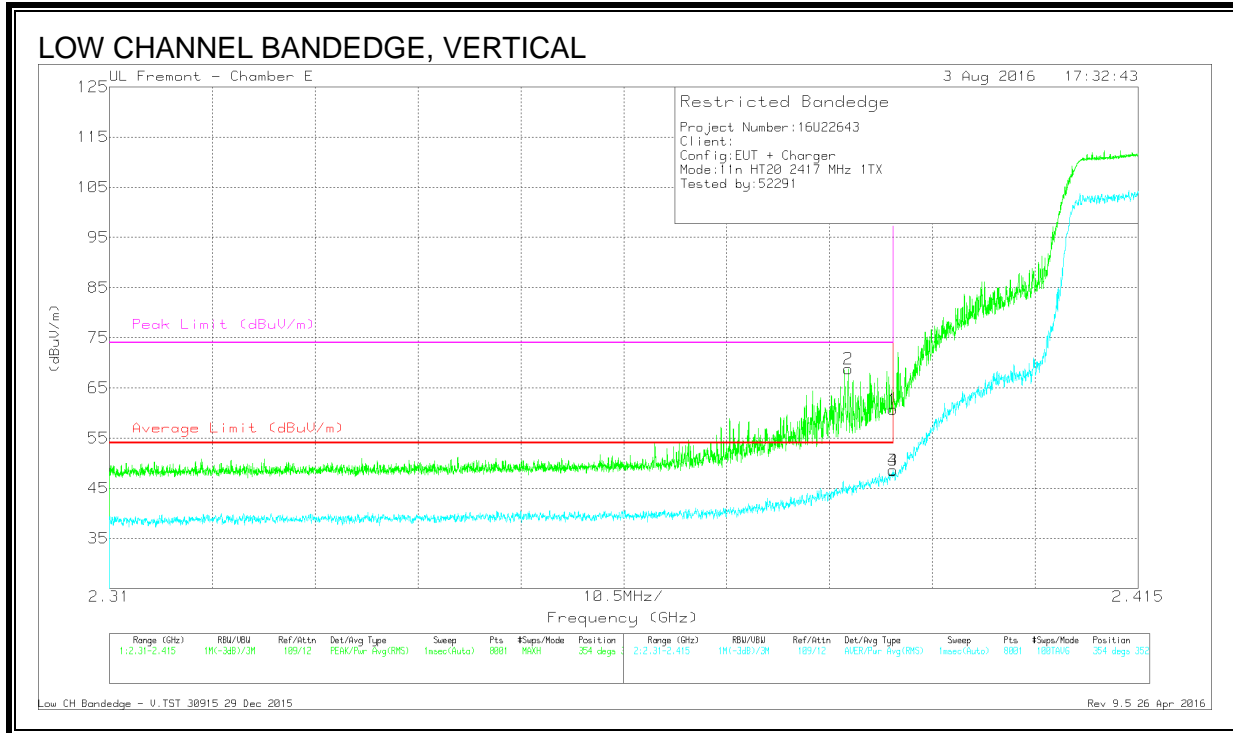
AUTHORIZED BANDEGE (LOW CHANNEL, CH 2)



DATA

| Marker | Frequency (GHz) | Meter Reading (dBuV) | Det | AF T711 (dB/m) | Amp/Cb/Filtr/Pad (dB) | Corrected Reading (dBuV/m) | Average Limit (dBuV/m) | Margin (dB) | Peak Limit (dBuV/m) | PK Margin (dB) | Azimuth (Degs) | Height (cm) | Polarity |
|--------|-----------------|----------------------|-----|----------------|-----------------------|----------------------------|------------------------|-------------|---------------------|----------------|----------------|-------------|----------|
| 2 | * 2.387 | 52.37 | Pk | 32.1 | -19.9 | 64.57 | - | - | 74 | -9.43 | 22 | 365 | H |
| 1 | * 2.39 | 45.8 | Pk | 32.1 | -19.9 | 58 | - | - | 74 | -16 | 22 | 365 | H |
| 3 | * 2.39 | 32.88 | RMS | 32.1 | -19.9 | 45.08 | 54 | -8.92 | - | - | 22 | 365 | H |
| 4 | * 2.39 | 33.4 | RMS | 32.1 | -19.9 | 45.6 | 54 | -8.4 | - | - | 22 | 365 | H |

* - indicates frequency in CFR47 Pt 15 / IC RSS-Restricted Band
 Pk - Peak detector
 RMS - RMS detection

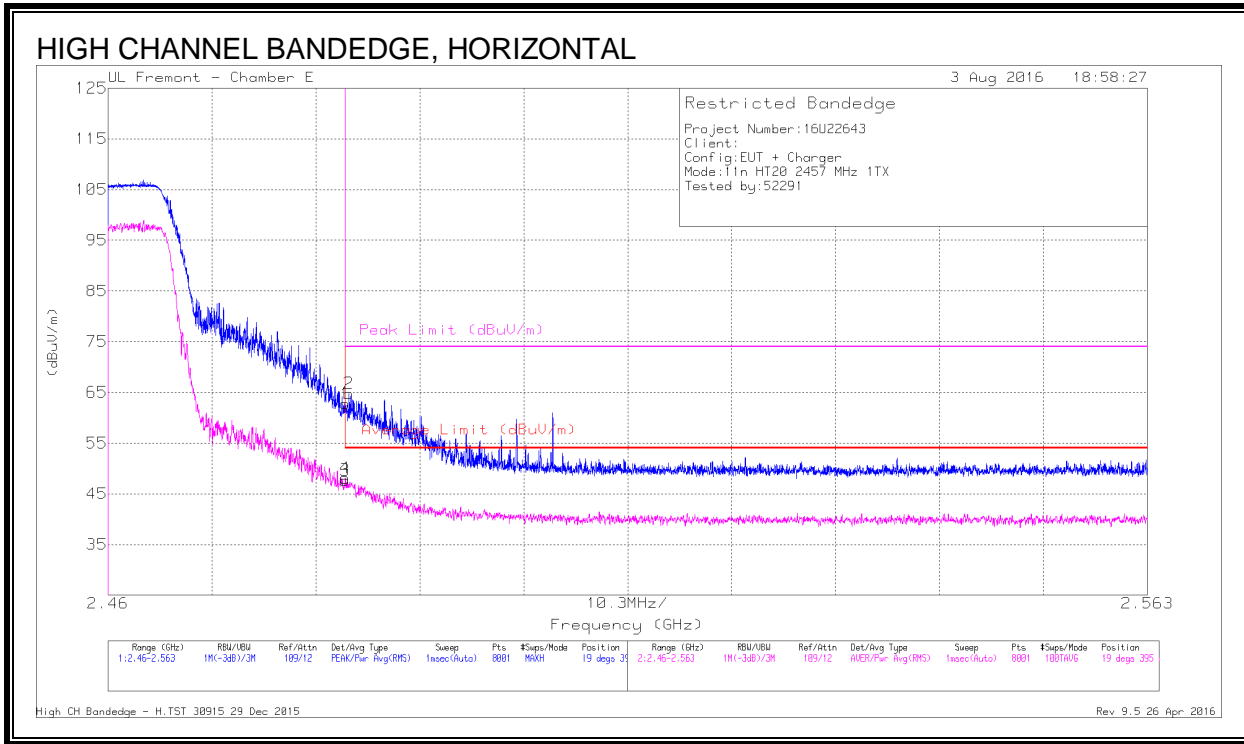


DATA

| Marker | Frequency (GHz) | Meter Reading (dBuV) | Det | AF T711 (dB/m) | Amp/Cb/Fltr/Pad (dB) | Corrected Reading (dBuV/m) | Average Limit (dBuV/m) | Margin (dB) | Peak Limit (dBuV/m) | PK Margin (dB) | Azimuth (Degs) | Height (cm) | Polarity |
|--------|-----------------|----------------------|-----|----------------|----------------------|----------------------------|------------------------|-------------|---------------------|----------------|----------------|-------------|----------|
| 2 | * 2.385 | 56.6 | Pk | 32.1 | -19.9 | 68.8 | - | - | 74 | -5.2 | 354 | 352 | V |
| 1 | * 2.39 | 48.51 | Pk | 32.1 | -19.9 | 60.71 | - | - | 74 | -13.29 | 354 | 352 | V |
| 3 | * 2.39 | 36.39 | RMS | 32.1 | -19.9 | 48.59 | 54 | -5.41 | - | - | 354 | 352 | V |
| 4 | * 2.39 | 36.38 | RMS | 32.1 | -19.9 | 48.58 | 54 | -5.42 | - | - | 354 | 352 | V |

* - indicates frequency in CFR47 Pt 15 / IC RSS-Restricted Band
 Pk - Peak detector
 RMS - RMS detection

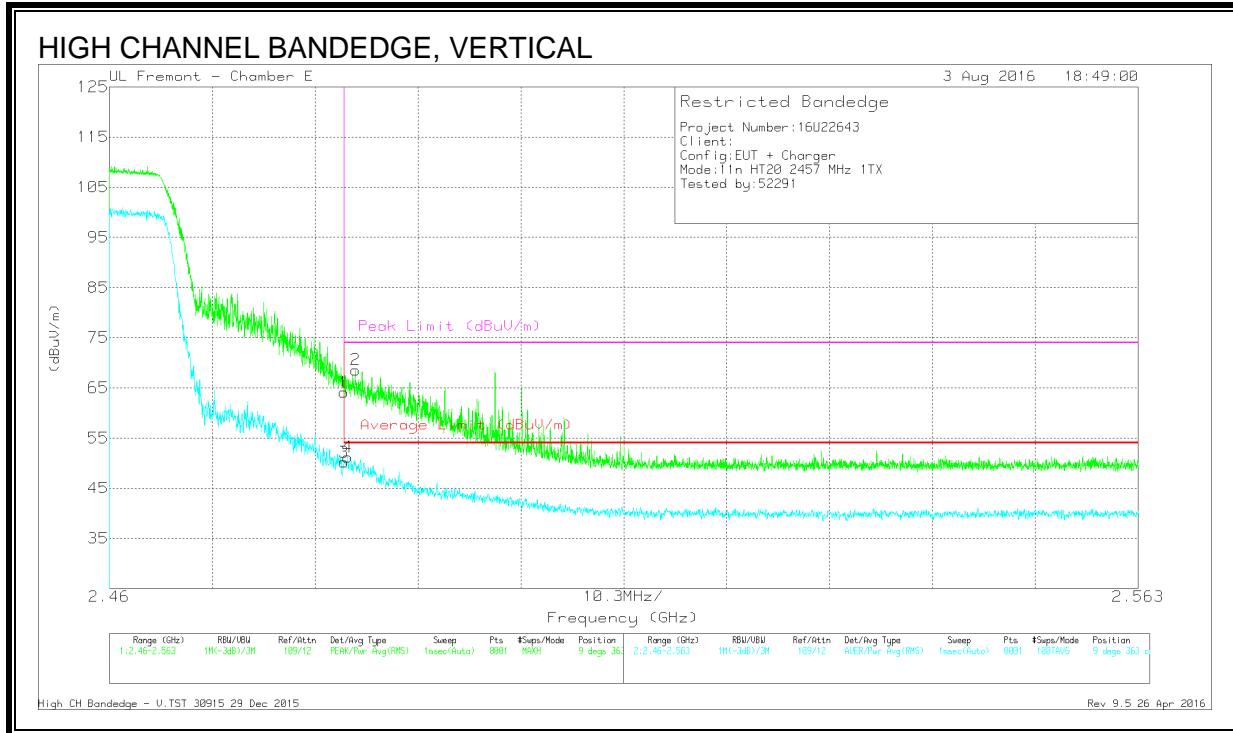
AUTHORIZED BANDEGE (HIGH CHANNEL, CH 10)



DATA

| Marker | Frequency (GHz) | Meter Reading (dBuV) | Det | AF T711 (dB/m) | Amp/Cb1/Ftr/Pad (dB) | Corrected Reading (dBuV/m) | Average Limit (dBuV/m) | Margin (dB) | Peak Limit (dBuV/m) | PK Margin (dB) | Azimuth (Degs) | Height (cm) | Polarity |
|--------|-----------------|----------------------|-----|----------------|----------------------|----------------------------|------------------------|-------------|---------------------|----------------|----------------|-------------|----------|
| 1 | * 2.484 | 50.49 | Pk | 32.3 | -20 | 62.79 | - | - | 74 | -11.21 | 19 | 395 | H |
| 2 | * 2.484 | 52.47 | Pk | 32.3 | -20 | 64.77 | - | - | 74 | -9.23 | 19 | 395 | H |
| 3 | * 2.484 | 35.38 | RMS | 32.3 | -20 | 47.68 | 54 | -6.32 | - | - | 19 | 395 | H |
| 4 | * 2.484 | 35.79 | RMS | 32.3 | -20 | 48.09 | 54 | -5.91 | - | - | 19 | 395 | H |

* - indicates frequency in CFR47 Pt 15 / IC RSS-Restricted Band
 Pk - Peak detector
 RMS - RMS detection



DATA

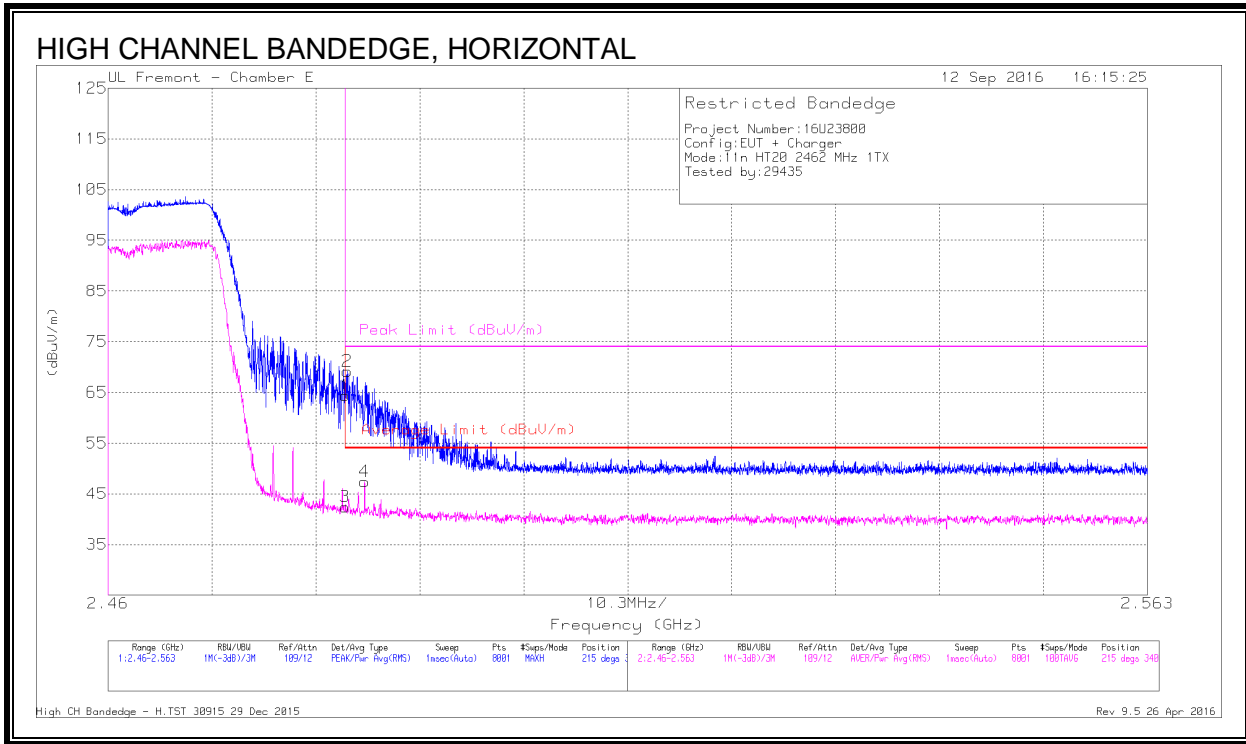
| Marker | Frequency (GHz) | Meter Reading (dBuV) | Det | AF T711 (dB/m) | Amp/Cb/Fltr/Pad (dB) | Corrected Reading (dBuV/m) | Average Limit (dBuV/m) | Margin (dB) | Peak Limit (dBuV/m) | PK Margin (dB) | Azimuth (Degs) | Height (cm) | Polarity |
|--------|-----------------|----------------------|-----|----------------|----------------------|----------------------------|------------------------|-------------|---------------------|----------------|----------------|-------------|----------|
| 1 | * 2.484 | 51.81 | Pk | 32.3 | -20 | 64.11 | - | - | 74 | -9.89 | 9 | 363 | V |
| 3 | * 2.484 | 37.9 | RMS | 32.3 | -20 | 50.2 | 54 | -3.8 | - | - | 9 | 363 | V |
| 4 | * 2.484 | 38.92 | RMS | 32.3 | -20 | 51.22 | 54 | -2.78 | - | - | 9 | 363 | V |
| 2 | * 2.485 | 56.29 | Pk | 32.3 | -20 | 68.59 | - | - | 74 | -5.41 | 9 | 363 | V |

* - indicates frequency in CFR47 Pt 15 / IC RSS-Restricted Band

Pk - Peak detector

RMS - RMS detection

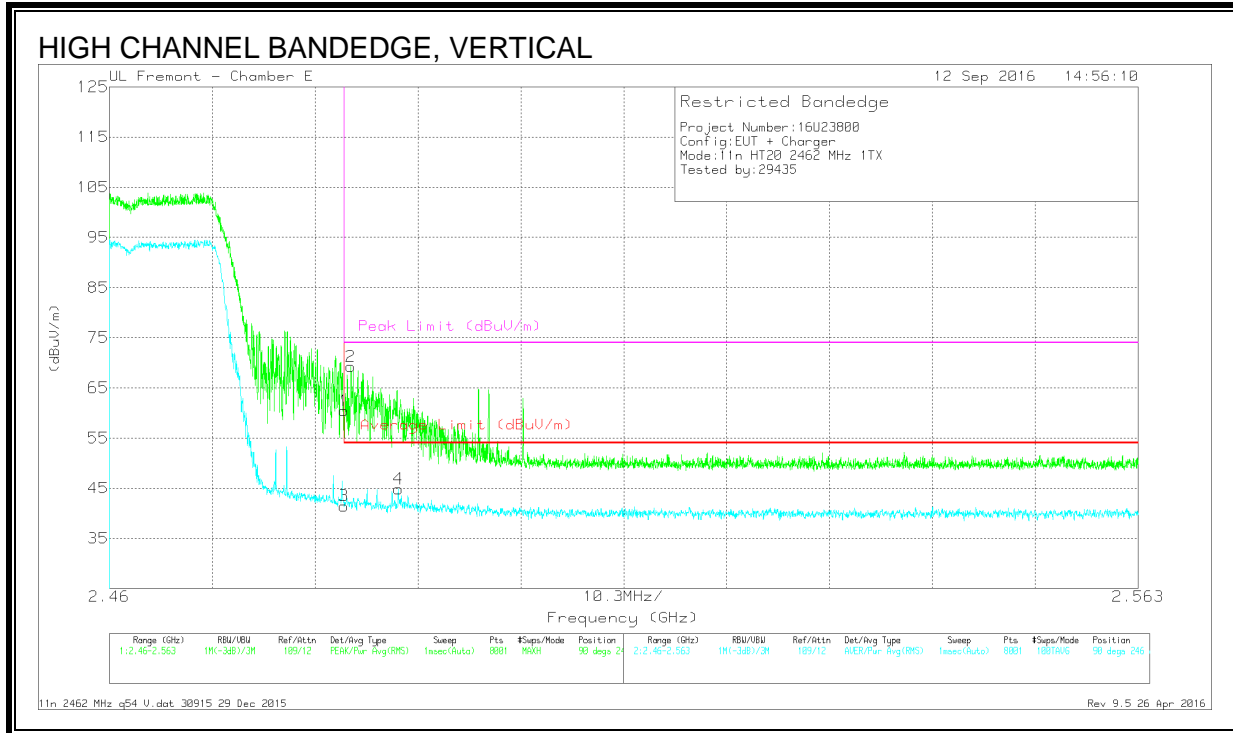
AUTHORIZED BANDEDGE (HIGH CHANNEL, CH 11)



DATA

| Marker | Frequency (GHz) | Meter Reading (dBuV) | Det | AF T711 (dB/m) | Amp/Cb/Ftr/Pad (dB) | Corrected Reading (dBuV/m) | Average Limit (dBuV/m) | Margin (dB) | Peak Limit (dBuV/m) | PK Margin (dB) | Azimuth (Degs) | Height (cm) | Polarity |
|--------|-----------------|----------------------|-----|----------------|---------------------|----------------------------|------------------------|-------------|---------------------|----------------|----------------|-------------|----------|
| 1 | * 2.484 | 52.05 | Pk | 32.3 | -20 | 64.35 | - | - | 74 | -9.65 | 215 | 340 | H |
| 2 | * 2.484 | 56.88 | Pk | 32.3 | -20 | 69.18 | - | - | 74 | -4.82 | 215 | 340 | H |
| 3 | * 2.484 | 30.14 | RMS | 32.3 | -20 | 42.44 | 54 | -11.56 | - | - | 215 | 340 | H |
| 4 | * 2.485 | 35.22 | RMS | 32.3 | -20.1 | 47.42 | 54 | -6.58 | - | - | 215 | 340 | H |

* - indicates frequency in CFR47 Pt 15 / IC RSS-Restricted Band
 Pk - Peak detector
 RMS - RMS detection

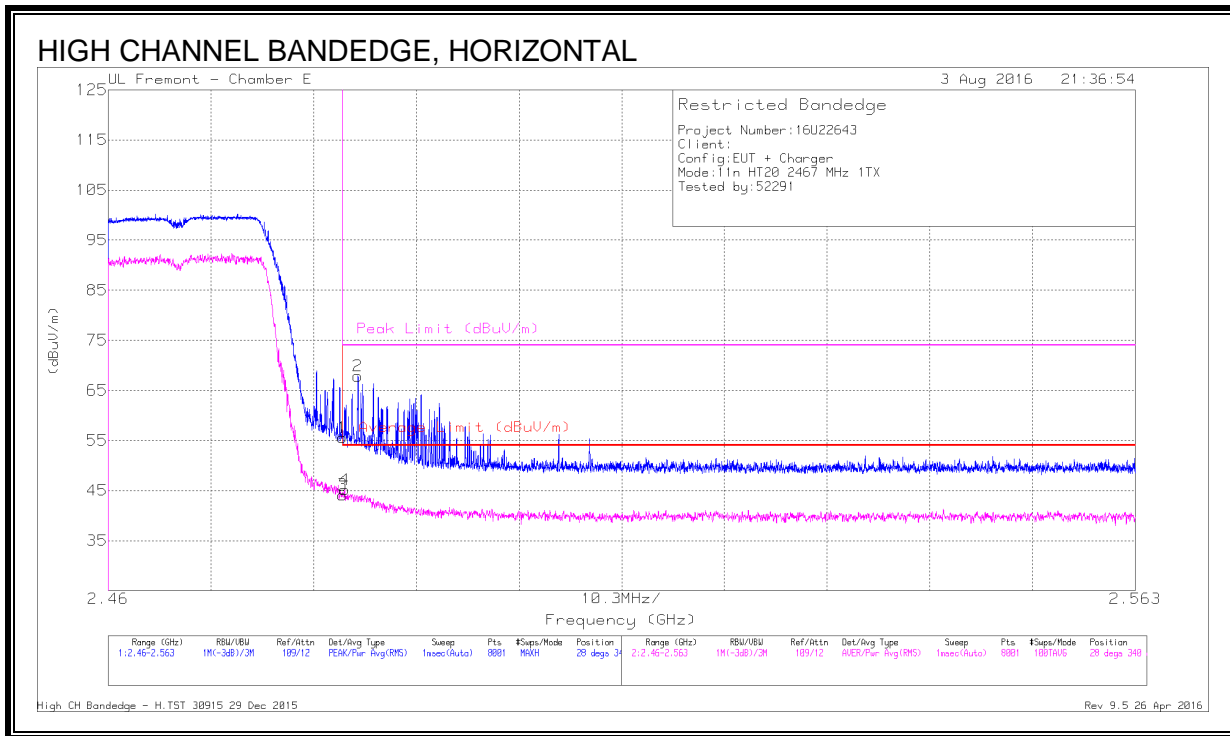


DATA

| Marker | Frequency (GHz) | Meter Reading (dBuV) | Det | AF T711 (dB/m) | Amp/Cb/Fltr/Pad (dB) | Corrected Reading (dBuV/m) | Average Limit (dBuV/m) | Margin (dB) | Peak Limit (dBuV/m) | PK Margin (dB) | Azimuth (Degs) | Height (cm) | Polarity |
|--------|-----------------|----------------------|-----|----------------|----------------------|----------------------------|------------------------|-------------|---------------------|----------------|----------------|-------------|----------|
| 1 | * 2.484 | 48.17 | Pk | 32.3 | -20 | 60.47 | - | - | 74 | -13.53 | 90 | 246 | V |
| 2 | * 2.484 | 56.97 | Pk | 32.3 | -20 | 69.27 | - | - | 74 | -4.73 | 90 | 246 | V |
| 3 | * 2.484 | 29.17 | RMS | 32.3 | -20 | 41.47 | 54 | -12.53 | - | - | 90 | 246 | V |
| 4 | * 2.489 | 32.67 | RMS | 32.3 | -20.1 | 44.87 | 54 | -9.13 | - | - | 90 | 246 | V |

* - indicates frequency in CFR47 Pt 15 / IC RSS-Restricted Band
 Pk - Peak detector
 RMS - RMS detection

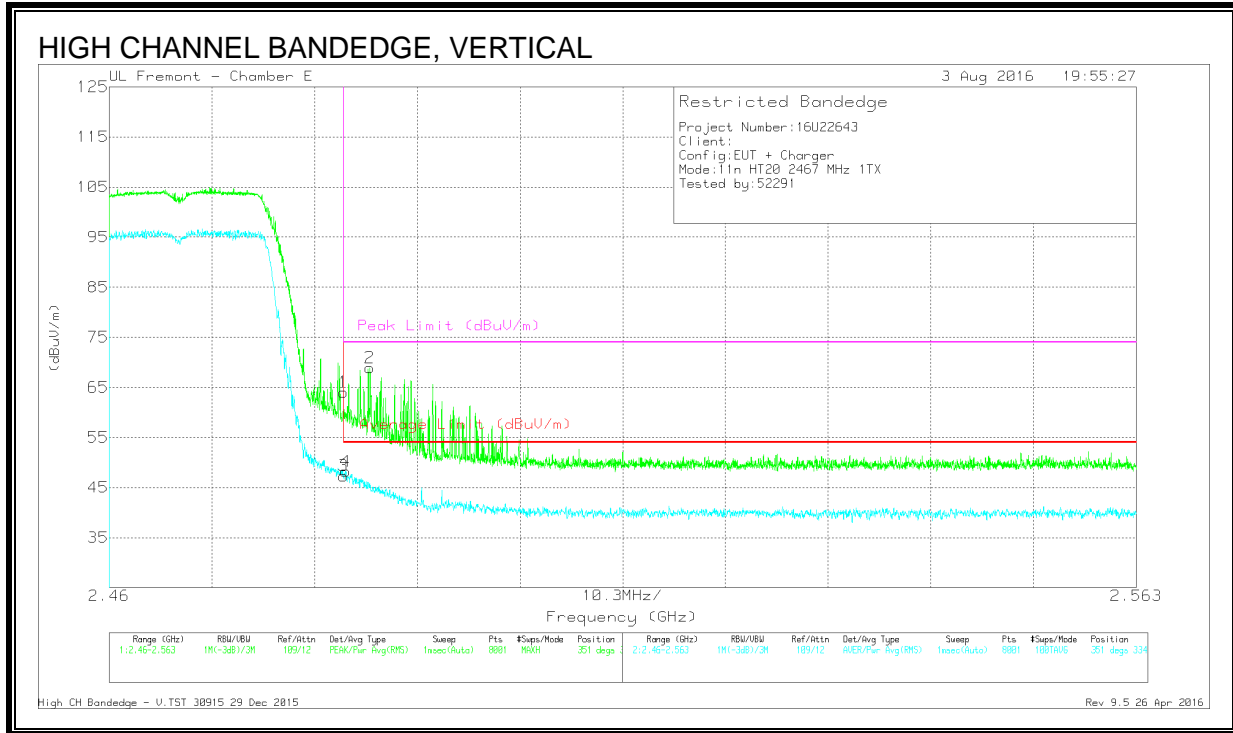
AUTHORIZED BANDEDGE (HIGH CHANNEL, CH 12)



DATA

| Marker | Frequency (GHz) | Meter Reading (dBuV) | Det | AF T711 (dB/m) | Amp/Cb/Fltr/Pad (dB) | Corrected Reading (dBuV/m) | Average Limit (dBuV/m) | Margin (dB) | Peak Limit (dBuV/m) | PK Margin (dB) | Azimuth (Degs) | Height (cm) | Polarity |
|--------|-----------------|----------------------|-----|----------------|----------------------|----------------------------|------------------------|-------------|---------------------|----------------|----------------|-------------|----------|
| 1 | * 2.484 | 43.27 | Pk | 32.3 | -20 | 55.57 | - | - | 74 | -18.43 | 28 | 340 | H |
| 3 | * 2.484 | 31.84 | RMS | 32.3 | -20 | 44.14 | 54 | -9.86 | - | - | 28 | 340 | H |
| 4 | * 2.484 | 32.9 | RMS | 32.3 | -20 | 45.2 | 54 | -8.8 | - | - | 28 | 340 | H |
| 2 | * 2.485 | 55.68 | Pk | 32.3 | -20.1 | 67.88 | - | - | 74 | -6.12 | 28 | 340 | H |

* - indicates frequency in CFR47 Pt 15 / IC RSS-Restricted Band
 Pk - Peak detector
 RMS - RMS detection

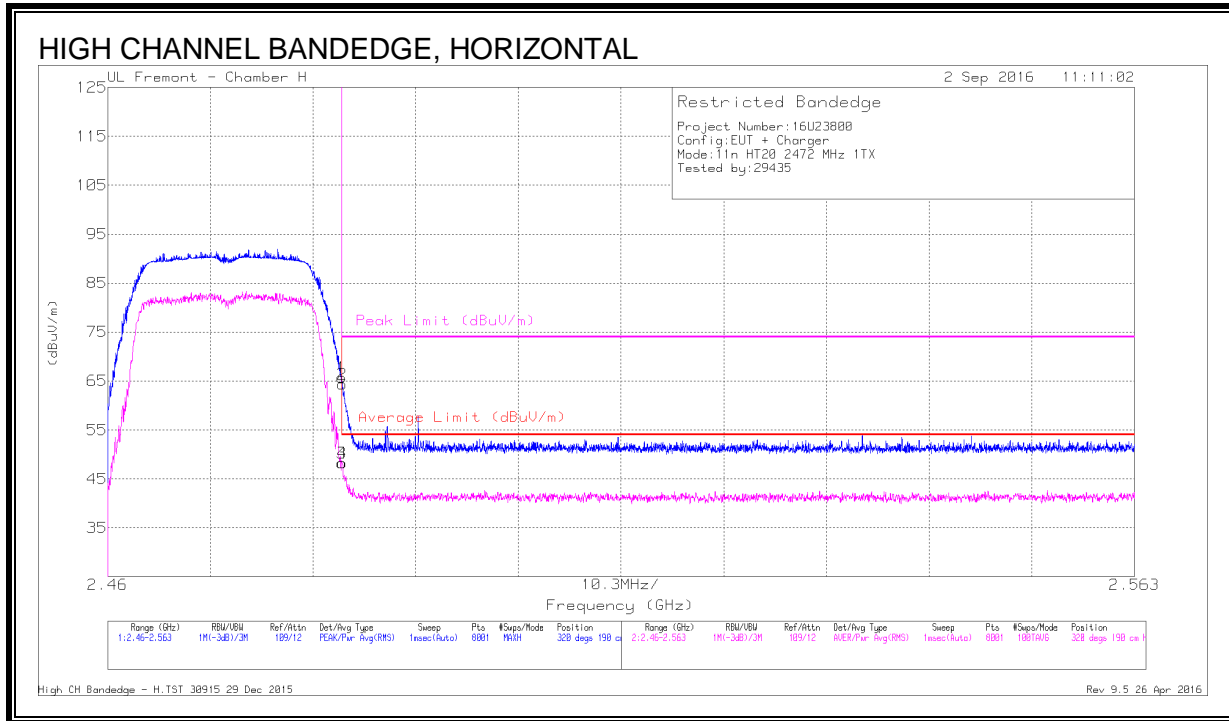


DATA

| Marker | Frequency (GHz) | Meter Reading (dBuV) | Det | AF 7711 (dB/m) | Amp/Cbl/Filtr/Parad (dB) | Corrected Reading (dBuV/m) | Average Limit (dBuV/m) | Margin (dB) | Peak Limit (dBuV/m) | PK Margin (dB) | Azimuth (Degs) | Height (cm) | Polarity |
|--------|-----------------|----------------------|-----|----------------|--------------------------|----------------------------|------------------------|-------------|---------------------|----------------|----------------|-------------|----------|
| 1 | * 2.484 | 51.75 | Pk | 32.3 | -20 | 64.05 | - | - | 74 | -9.95 | 351 | 334 | V |
| 3 | * 2.484 | 35.04 | RMS | 32.3 | -20 | 47.34 | 54 | -6.66 | - | - | 351 | 334 | V |
| 4 | * 2.484 | 35.94 | RMS | 32.3 | -20 | 48.24 | 54 | -5.76 | - | - | 351 | 334 | V |
| 2 | * 2.486 | 56.73 | Pk | 32.3 | -20.1 | 68.93 | - | - | 74 | -5.07 | 351 | 334 | V |

* - indicates frequency in CFR47 Pt 15 / IC RSS-Restricted Band
 Pk - Peak detector
 RMS - RMS detection

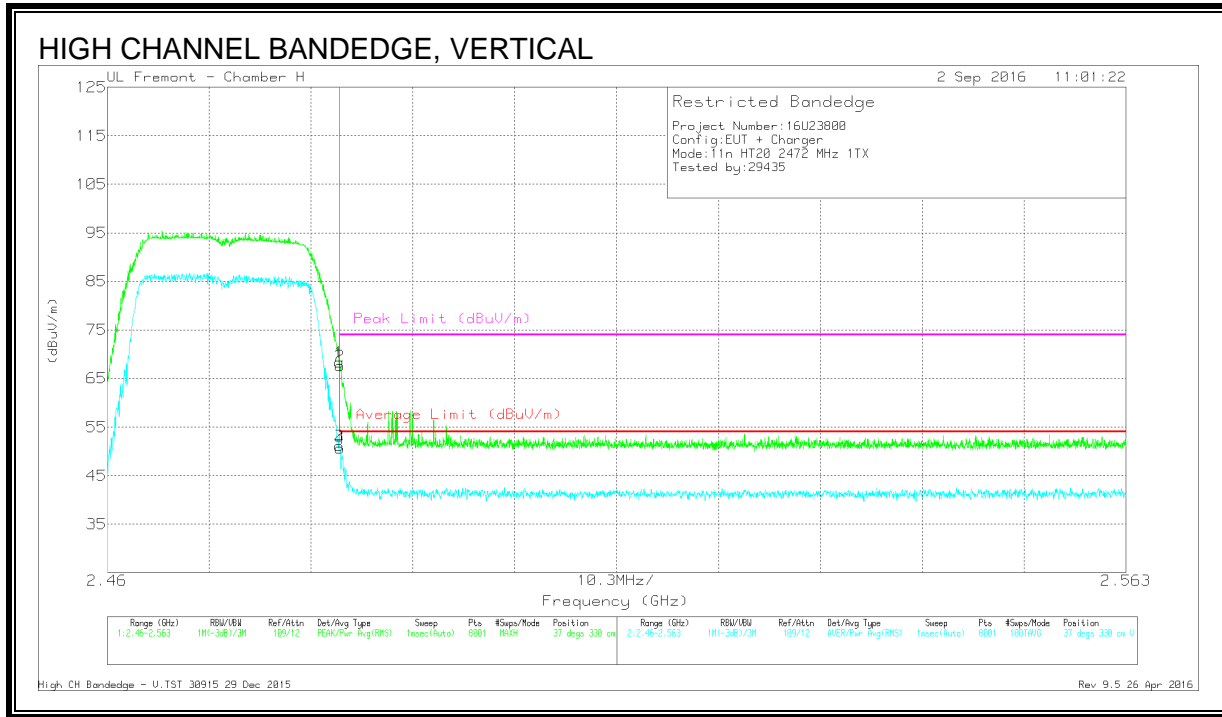
AUTHORIZED BANDEGE (HIGH CHANNEL, CH 13)



DATA

| Marker | Frequency (GHz) | Meter Reading (dBuV) | Det | AF T120 (dB/m) | Amp/Cbl/Ftr/Pad (dB) | Corrected Reading (dBuV/m) | Average Limit (dBuV/m) | Margin (dB) | Peak Limit (dBuV/m) | PK Margin (dB) | Azimuth (Degs) | Height (cm) | Polarity |
|--------|-----------------|----------------------|-----|----------------|----------------------|----------------------------|------------------------|-------------|---------------------|----------------|----------------|-------------|----------|
| 1 | * 2.484 | 53.02 | Pk | 32.2 | -19.5 | 65.72 | - | - | 74 | -8.28 | 320 | 190 | H |
| 2 | * 2.484 | 51.68 | Pk | 32.2 | -19.5 | 64.38 | - | - | 74 | -9.62 | 320 | 190 | H |
| 3 | * 2.484 | 35.57 | RMS | 32.2 | -19.5 | 48.27 | 54 | -5.73 | - | - | 320 | 190 | H |
| 4 | * 2.484 | 35.58 | RMS | 32.2 | -19.5 | 48.28 | 54 | -5.72 | - | - | 320 | 190 | H |

* - indicates frequency in CFR47 Pt 15 / IC RSS-Restricted Band
 Pk - Peak detector
 RMS - RMS detection



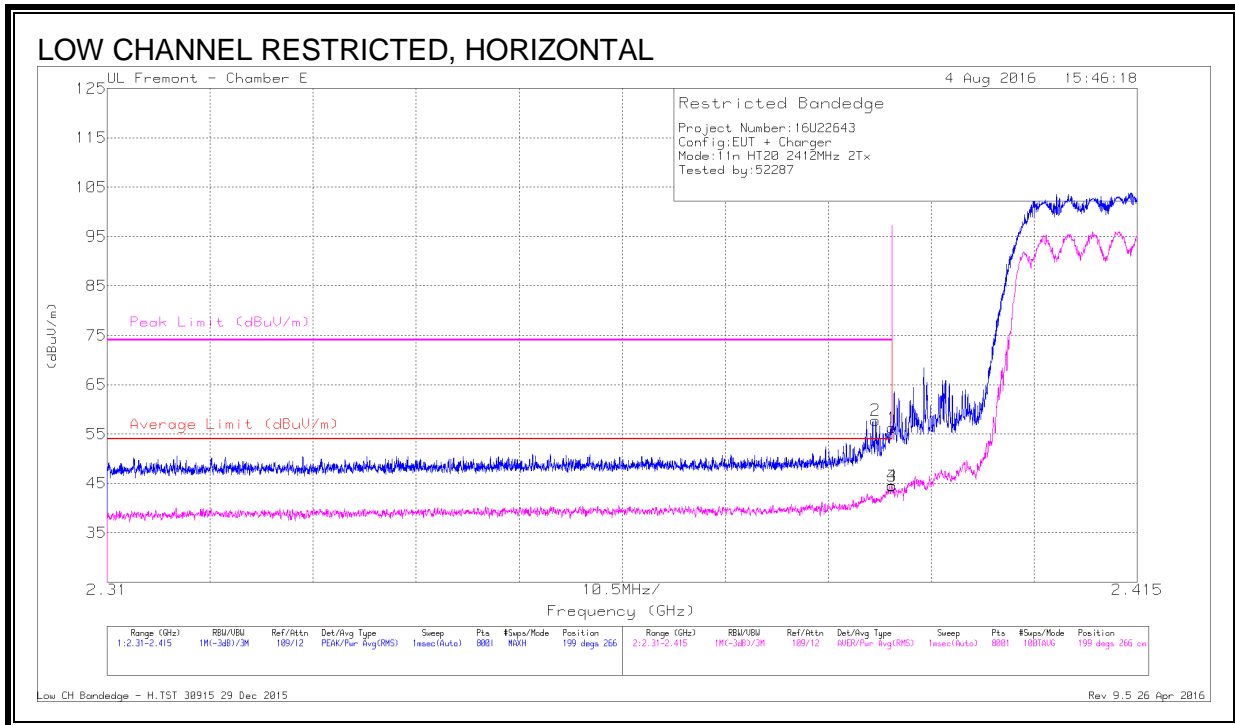
DATA

| Marker | Frequency (GHz) | Meter Reading (dBuV) | Det | AF T120 (dB/m) | Amp/Cb/Filtr/Pad (dB) | Corrected Reading (dBuV/m) | Average Limit (dBuV/m) | Margin (dB) | Peak Limit (dBuV/m) | PK Margin (dB) | Azimuth (Degs) | Height (cm) | Polarity |
|--------|-----------------|----------------------|-----|----------------|-----------------------|----------------------------|------------------------|-------------|---------------------|----------------|----------------|-------------|----------|
| 1 | * 2.484 | 55.62 | Pk | 32.2 | -19.5 | 68.32 | - | - | 74 | -5.68 | 37 | 330 | V |
| 2 | * 2.484 | 54.86 | Pk | 32.2 | -19.5 | 67.56 | - | - | 74 | -6.44 | 37 | 330 | V |
| 3 | * 2.484 | 38.43 | RMS | 32.2 | -19.5 | 51.13 | 54 | -2.87 | - | - | 37 | 330 | V |
| 4 | * 2.484 | 37.91 | RMS | 32.2 | -19.5 | 50.61 | 54 | -3.39 | - | - | 37 | 330 | V |

* - indicates frequency in CFR47 Pt 15 / IC RSS-Restricted Band
 Pk - Peak detector
 RMS - RMS detection

9.12. 802.11n HT20 2Tx CDD MODE IN THE 2.4 GHz BAND CHAIN 0+1

RESTRICTED BANDEDGE (LOW CHANNEL, CH 1)



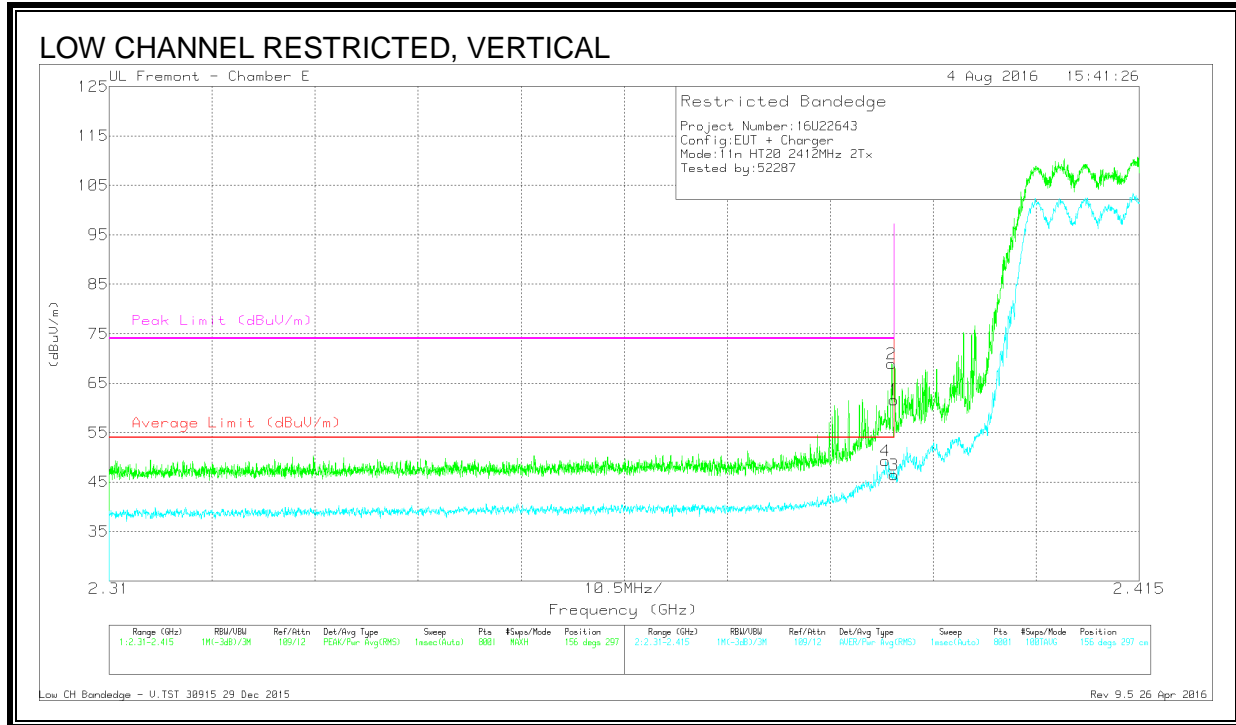
DATA

| Marker | Frequency (GHz) | Meter Reading (dBuV) | Det | AF T711 (dB/m) | Amp/Cbl/Ftr/Pa d (dB) | Corrected Reading (dBuV/m) | Average Limit (dBuV/m) | Margin (dB) | Peak Limit (dBuV/m) | PK Margin (dB) | Azimuth (Degs) | Height (cm) | Polarity |
|--------|-----------------|----------------------|-----|----------------|-----------------------|----------------------------|------------------------|-------------|---------------------|----------------|----------------|-------------|----------|
| 1 | * 2.39 | 44.06 | Pk | 32.1 | -19.9 | 56.26 | - | - | 74 | -17.74 | 199 | 266 | H |
| 2 | * 2.388 | 45.6 | Pk | 32.1 | -19.9 | 57.8 | - | - | 74 | -16.2 | 199 | 266 | H |
| 3 | * 2.39 | 32.29 | RMS | 32.1 | -19.9 | 44.49 | 54 | -9.51 | - | - | 199 | 266 | H |
| 4 | * 2.39 | 32.33 | RMS | 32.1 | -19.9 | 44.53 | 54 | -9.47 | - | - | 199 | 266 | H |

* - indicates frequency in CFR47 Pt 15 / IC RSS-Restricted Band

Pk - Peak detector

RMS - RMS detection



DATA

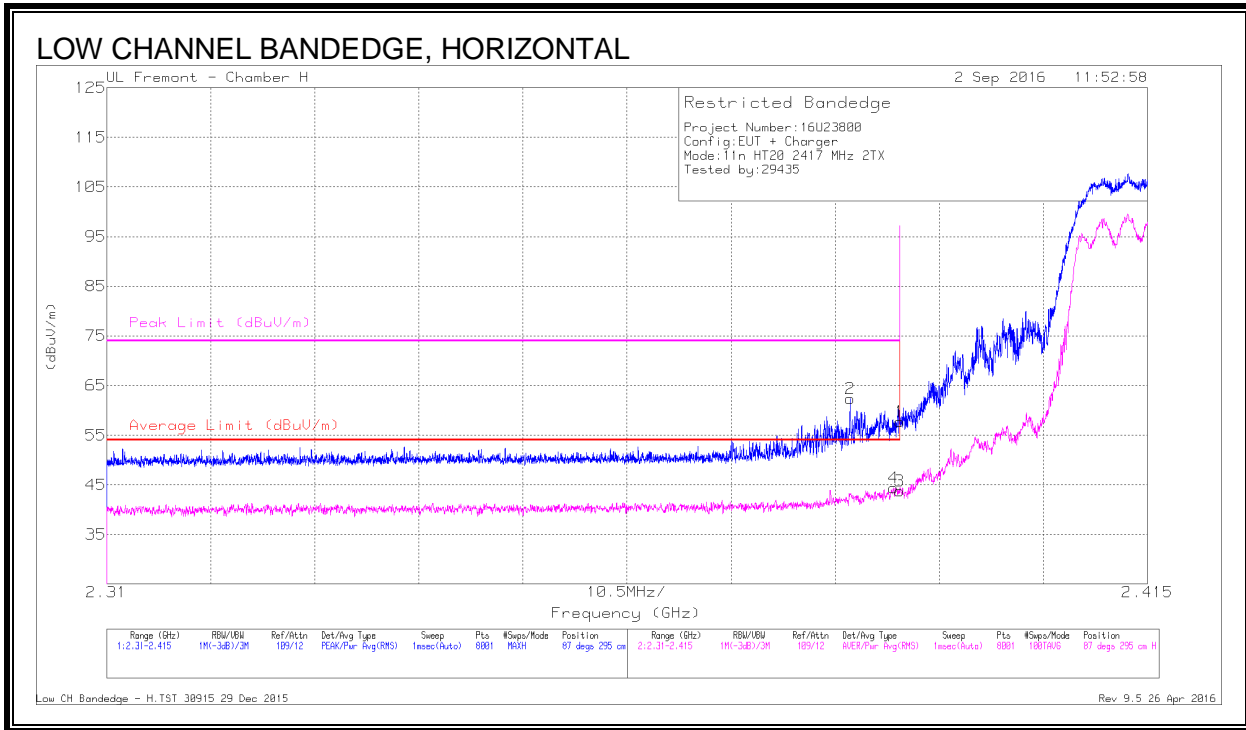
| Marker | Frequency (GHz) | Meter Reading (dBuV) | Det | AF T711 (dB/m) | Amp/Cb/Fitr/Pad (dB) | Corrected Reading (dBuV/m) | Average Limit (dBuV/m) | Margin (dB) | Peak Limit (dBuV/m) | PK Margin (dB) | Azimuth (Degs) | Height (cm) | Polarity |
|--------|-----------------|----------------------|-----|----------------|----------------------|----------------------------|------------------------|-------------|---------------------|----------------|----------------|-------------|----------|
| 4 | * 2.389 | 37.08 | RMS | 32.1 | -19.9 | 49.28 | 54 | -4.72 | - | - | 156 | 297 | V |
| 1 | * 2.39 | 49.42 | Pk | 32.1 | -19.9 | 61.62 | - | - | 74 | -12.38 | 156 | 297 | V |
| 2 | * 2.39 | 56.77 | Pk | 32.1 | -19.9 | 68.97 | - | - | 74 | -5.03 | 156 | 297 | V |
| 3 | * 2.39 | 34.26 | RMS | 32.1 | -19.9 | 46.46 | 54 | -7.54 | - | - | 156 | 297 | V |

* - indicates frequency in CFR47 Pt 15 / IC RSS-Restricted Band

Pk - Peak detector

RMS - RMS detection

AUTHORIZED BANDEGE (LOW CHANNEL, CH 2)



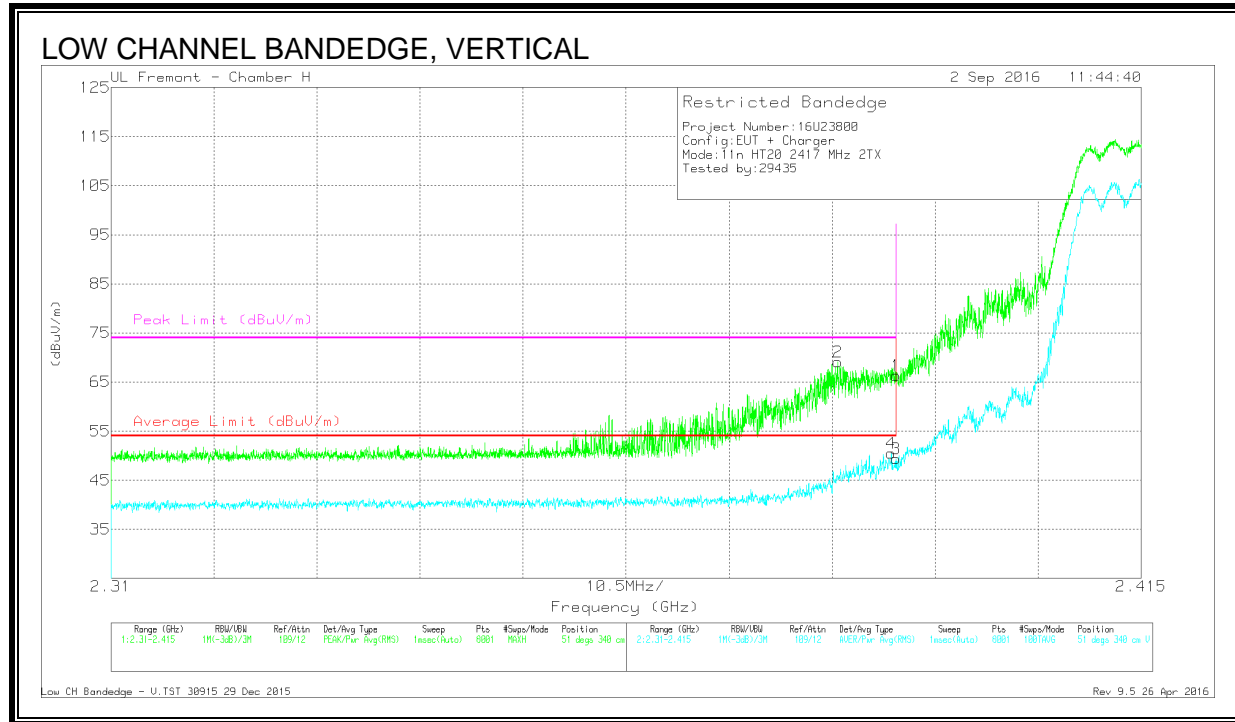
DATA

| Marker | Frequency (GHz) | Meter Reading (dBuV) | Det | AF T120 (dB/m) | Amp/Cb/Fitr/Pad (dB) | Corrected Reading (dBuV/m) | Average Limit (dBuV/m) | Margin (dB) | Peak Limit (dBuV/m) | PK Margin (dB) | Azimuth (Degs) | Height (cm) | Polarity |
|--------|-----------------|----------------------|-----|----------------|----------------------|----------------------------|------------------------|-------------|---------------------|----------------|----------------|-------------|----------|
| 2 | * 2.385 | 50.05 | Pk | 31.9 | -19.6 | 62.35 | - | - | 74 | -11.65 | 87 | 295 | H |
| 4 | * 2.389 | 32.06 | RMS | 31.9 | -19.6 | 44.36 | 54 | -9.64 | - | - | 87 | 295 | H |
| 1 | * 2.39 | 45.47 | Pk | 31.9 | -19.6 | 57.77 | - | - | 74 | -16.23 | 87 | 295 | H |
| 3 | * 2.39 | 31.46 | RMS | 31.9 | -19.6 | 43.76 | 54 | -10.24 | - | - | 87 | 295 | H |

* - indicates frequency in CFR47 Pt 15 / IC RSS-Restricted Band

Pk - Peak detector

RMS - RMS detection

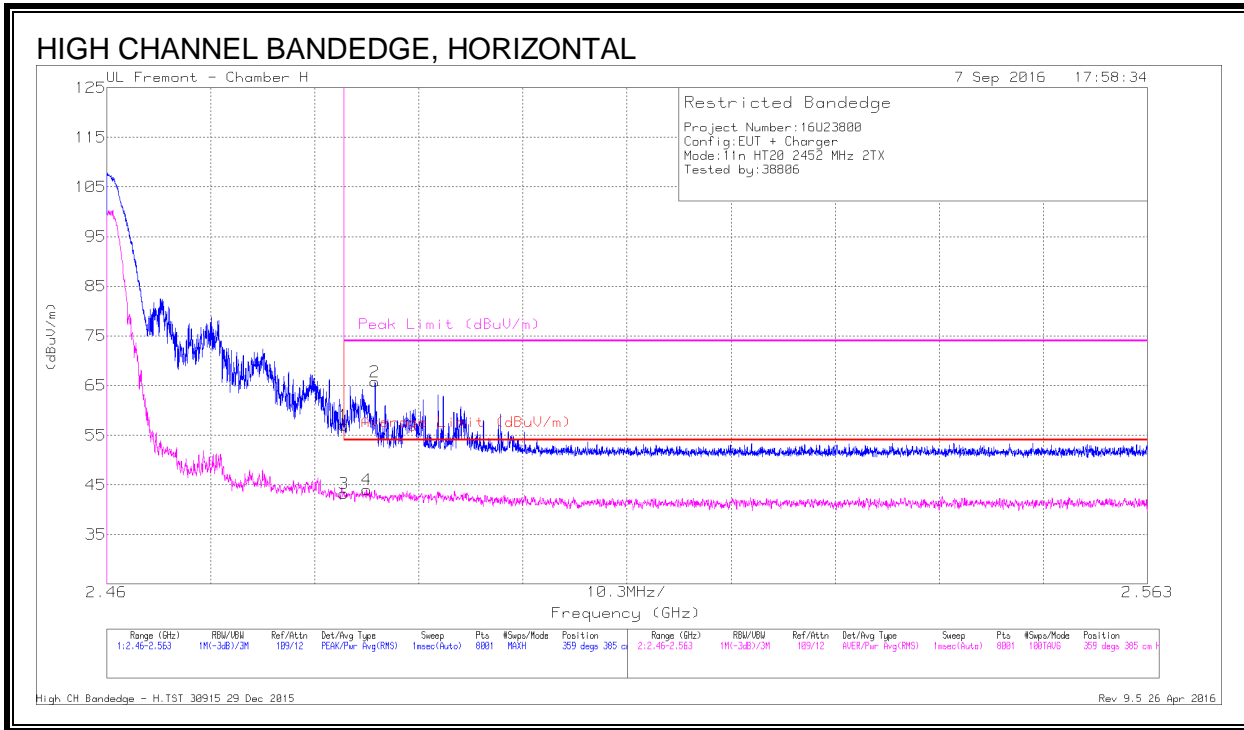


DATA

| Marker | Frequency (GHz) | Meter Reading (dBuV) | Det | AF T120 (dB/m) | Amp/Cbl/Filtr/Pad (dB) | Corrected Reading (dBuV/m) | Average Limit (dBuV/m) | Margin (dB) | Peak Limit (dBuV/m) | PK Margin (dB) | Azimuth (Degs) | Height (cm) | Polarity |
|--------|-----------------|----------------------|-----|----------------|------------------------|----------------------------|------------------------|-------------|---------------------|----------------|----------------|-------------|----------|
| 2 | * 2.384 | 56.9 | Pk | 31.9 | -19.7 | 69.1 | - | - | 74 | -4.9 | 51 | 340 | V |
| 1 | * 2.39 | 54.08 | Pk | 31.9 | -19.6 | 66.38 | - | - | 74 | -7.62 | 51 | 340 | V |
| 3 | * 2.39 | 37.04 | RMS | 31.9 | -19.6 | 49.34 | 54 | -4.66 | - | - | 51 | 340 | V |
| 4 | * 2.39 | 38.23 | RMS | 31.9 | -19.6 | 50.53 | 54 | -3.47 | - | - | 51 | 340 | V |

* - indicates frequency in CFR47 Pt 15 / IC RSS-Restricted Band
 Pk - Peak detector
 RMS - RMS detection

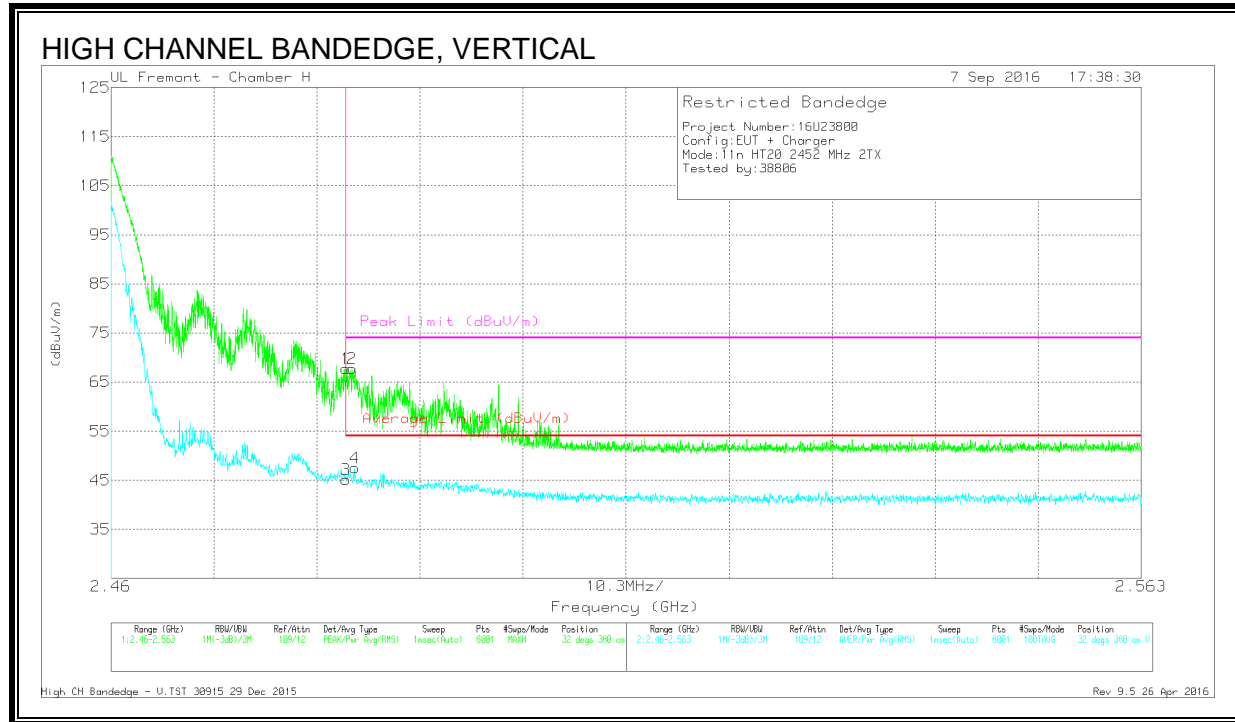
AUTHORIZED BANDEGE (HIGH CHANNEL, CH 9)



DATA

| Marker | Frequency (GHz) | Meter Reading (dBuV) | Det | AF T120 (dB/m) | Amp/Cbl/Filtr /Pad (dB) | Corrected Reading (dBuV/m) | Average Limit (dBuV/m) | Margin (dB) | Peak Limit (dBuV/m) | PK Margin (dB) | Azimuth (Degs) | Height (cm) | Polarity |
|--------|-----------------|----------------------|-----|----------------|-------------------------|----------------------------|------------------------|-------------|---------------------|----------------|----------------|-------------|----------|
| 1 | * 2.484 | 44.3 | Pk | 32.2 | -19.5 | 57 | - | - | 74 | -17 | 359 | 385 | H |
| 2 | * 2.487 | 53.1 | Pk | 32.2 | -19.5 | 65.8 | - | - | 74 | -8.2 | 359 | 385 | H |
| 3 | * 2.484 | 30.62 | RMS | 32.2 | -19.5 | 43.32 | 54 | -10.68 | - | - | 359 | 385 | H |
| 4 | * 2.486 | 31.34 | RMS | 32.2 | -19.5 | 44.04 | 54 | -9.96 | - | - | 359 | 385 | H |

* - indicates frequency in CFR47 Pt 15 / IC RSS-Restricted Band
 Pk - Peak detector
 RMS - RMS detection

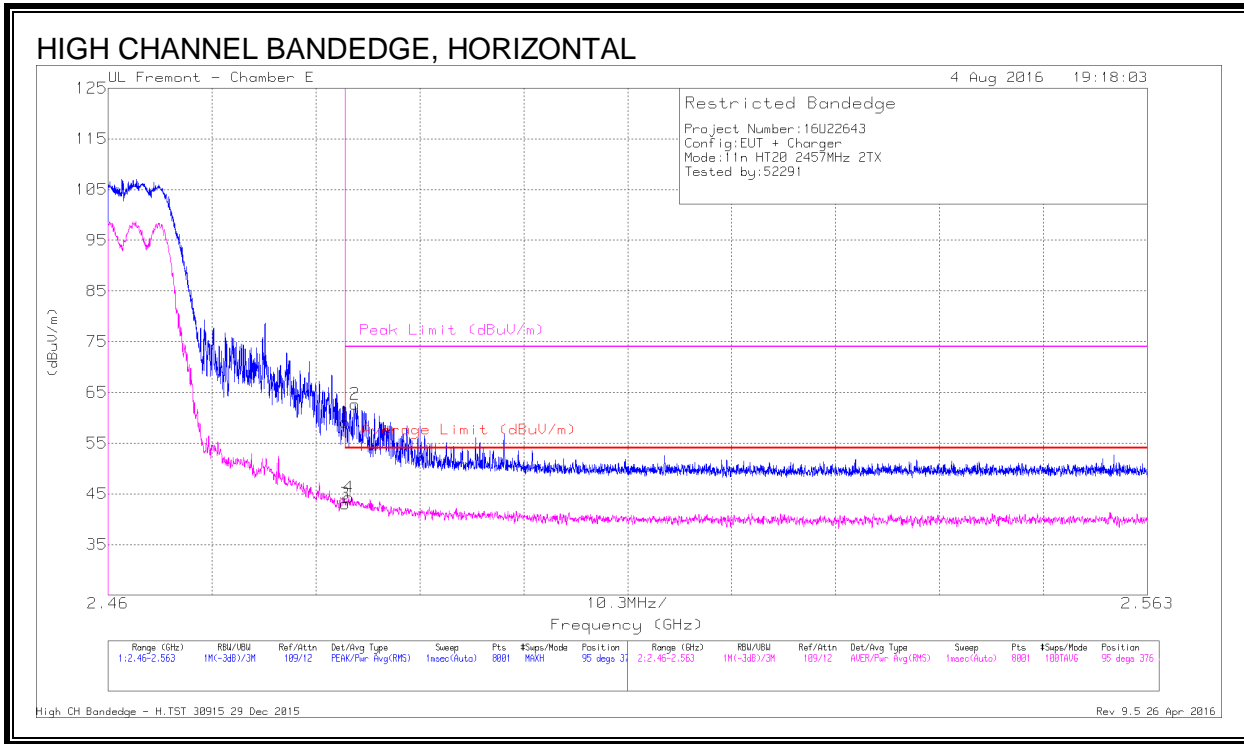


DATA

| Marker | Frequency (GHz) | Meter Reading (dBuV) | Det | AF T120 (dB/m) | Amp/CbI/F Itr/Pad (dB) | Corrected Reading (dBuV/m) | Average Limit (dBuV/m) | Margin (dB) | Peak Limit (dBuV/m) | PK Margin (dB) | Azimuth (Degs) | Height (cm) | Polarity |
|--------|-----------------|----------------------|-----|----------------|------------------------|----------------------------|------------------------|-------------|---------------------|----------------|----------------|-------------|----------|
| 1 | * 2.484 | 55.06 | Pk | 32.2 | -19.5 | 67.76 | - | - | 74 | -6.24 | 32 | 380 | V |
| 2 | * 2.484 | 55.03 | Pk | 32.2 | -19.5 | 67.73 | - | - | 74 | -6.27 | 32 | 380 | V |
| 3 | * 2.484 | 32.45 | RMS | 32.2 | -19.5 | 45.15 | 54 | -8.85 | - | - | 32 | 380 | V |
| 4 | * 2.484 | 34.86 | RMS | 32.2 | -19.5 | 47.56 | 54 | -6.44 | - | - | 32 | 380 | V |

* - indicates frequency in CFR47 Pt 15 / IC RSS-Restricted Band
 Pk - Peak detector
 RMS - RMS detection

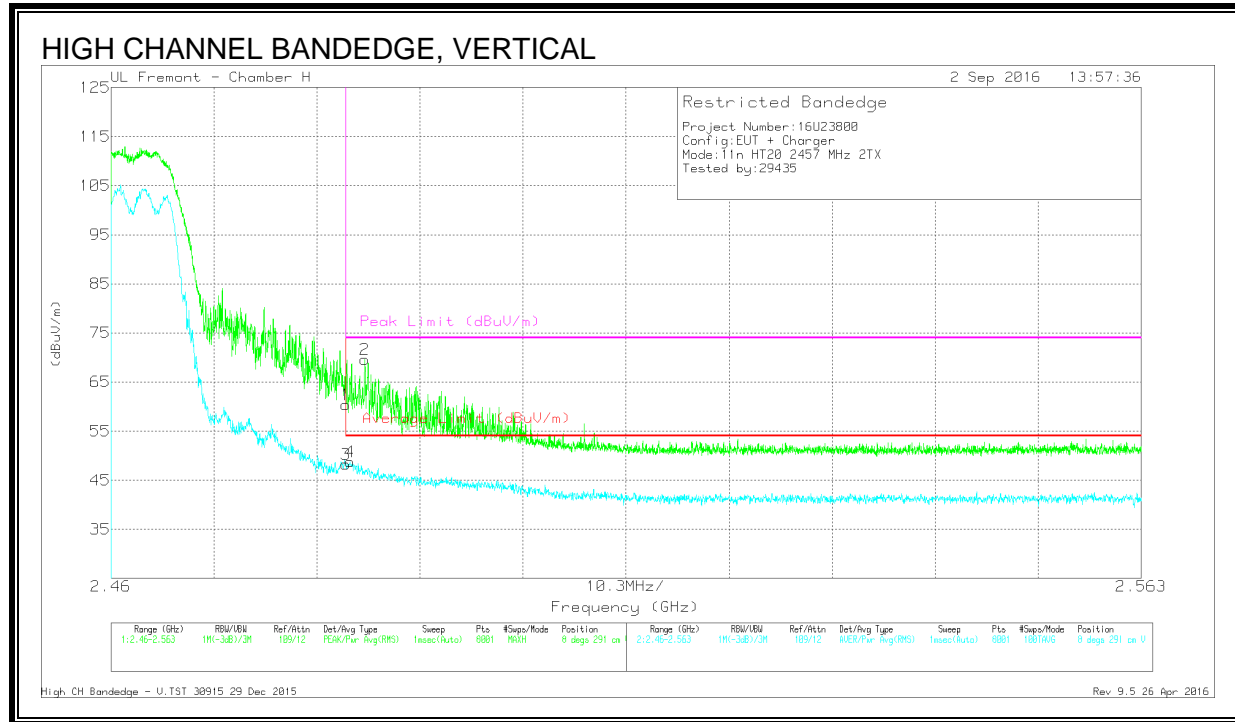
AUTHORIZED BANDEGE (HIGH CHANNEL, CH 10)



DATA

| Marker | Frequency (GHz) | Meter Reading (dBuV) | Det | AF T711 (dB/m) | Amp/Cb/Ftr/Pad (dB) | Corrected Reading (dBuV/m) | Average Limit (dBuV/m) | Margin (dB) | Peak Limit (dBuV/m) | PK Margin (dB) | Azimuth (Degs) | Height (cm) | Polarity |
|--------|-----------------|----------------------|-----|----------------|---------------------|----------------------------|------------------------|-------------|---------------------|----------------|----------------|-------------|----------|
| 1 | * 2.484 | 46.81 | Pk | 32.3 | -20 | 59.11 | - | - | 74 | -14.89 | 95 | 376 | H |
| 2 | * 2.484 | 50.41 | Pk | 32.3 | -20 | 62.71 | - | - | 74 | -11.29 | 95 | 376 | H |
| 3 | * 2.484 | 30.73 | RMS | 32.3 | -20 | 43.03 | 54 | -10.97 | - | - | 95 | 376 | H |
| 4 | * 2.484 | 32.03 | RMS | 32.3 | -20 | 44.33 | 54 | -9.67 | - | - | 95 | 376 | H |

* - indicates frequency in CFR47 Pt 15 / IC RSS-Restricted Band
 Pk - Peak detector
 RMS - RMS detection

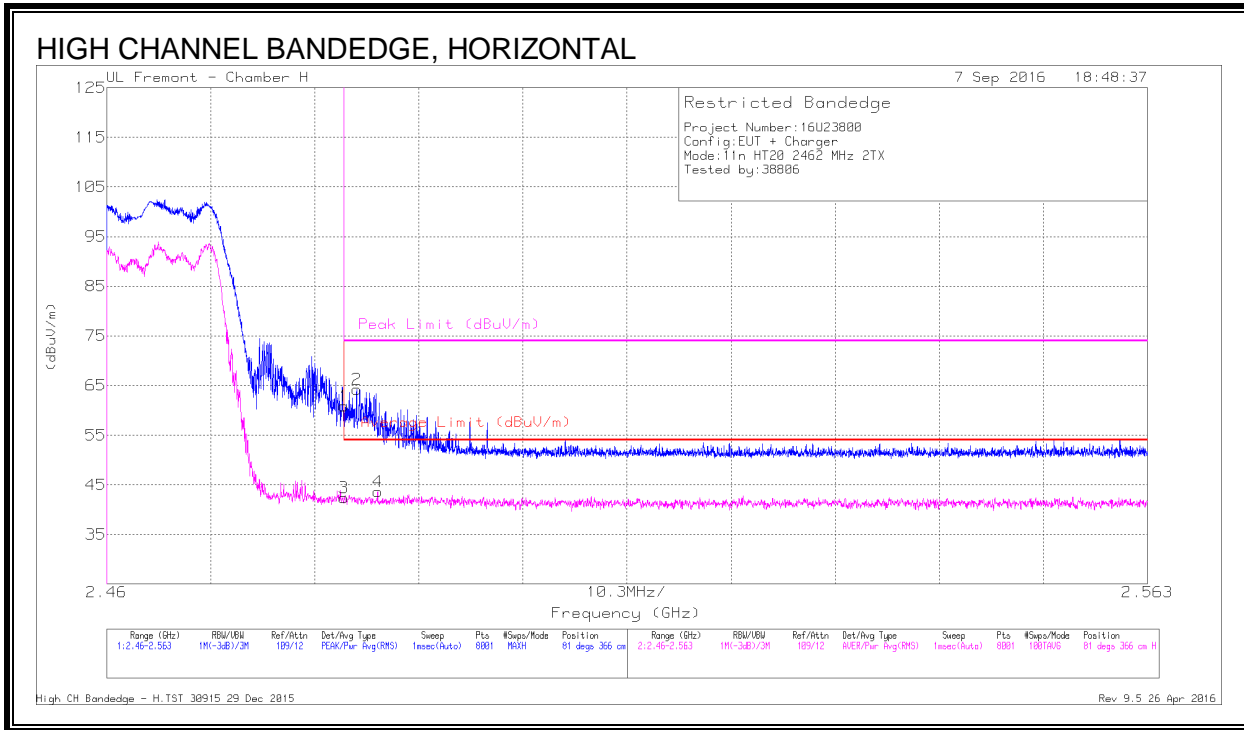


DATA

| Marker | Frequency (GHz) | Meter Reading (dBuV) | Det | AF T120 (dB/m) | Amp/Cb1/Filtz/Pad (dB) | Corrected Reading (dBuV/m) | Average Limit (dBuV/m) | Margin (dB) | Peak Limit (dBuV/m) | PK Margin (dB) | Azimuth (Degs) | Height (cm) | Polarity |
|--------|-----------------|----------------------|-----|----------------|------------------------|----------------------------|------------------------|-------------|---------------------|----------------|----------------|-------------|----------|
| 1 | * 2.484 | 47.69 | Pk | 32.2 | -19.5 | 60.39 | - | - | 74 | -13.61 | 8 | 291 | V |
| 3 | * 2.484 | 35.57 | RMS | 32.2 | -19.5 | 48.27 | 54 | -5.73 | - | - | 8 | 291 | V |
| 4 | * 2.484 | 36.12 | RMS | 32.2 | -19.5 | 48.82 | 54 | -5.18 | - | - | 8 | 291 | V |
| 2 | * 2.485 | 56.88 | Pk | 32.2 | -19.5 | 69.58 | - | - | 74 | -4.42 | 8 | 291 | V |

* - indicates frequency in CFR47 Pt 15 / IC RSS-Restricted Band
 Pk - Peak detector
 RMS - RMS detection

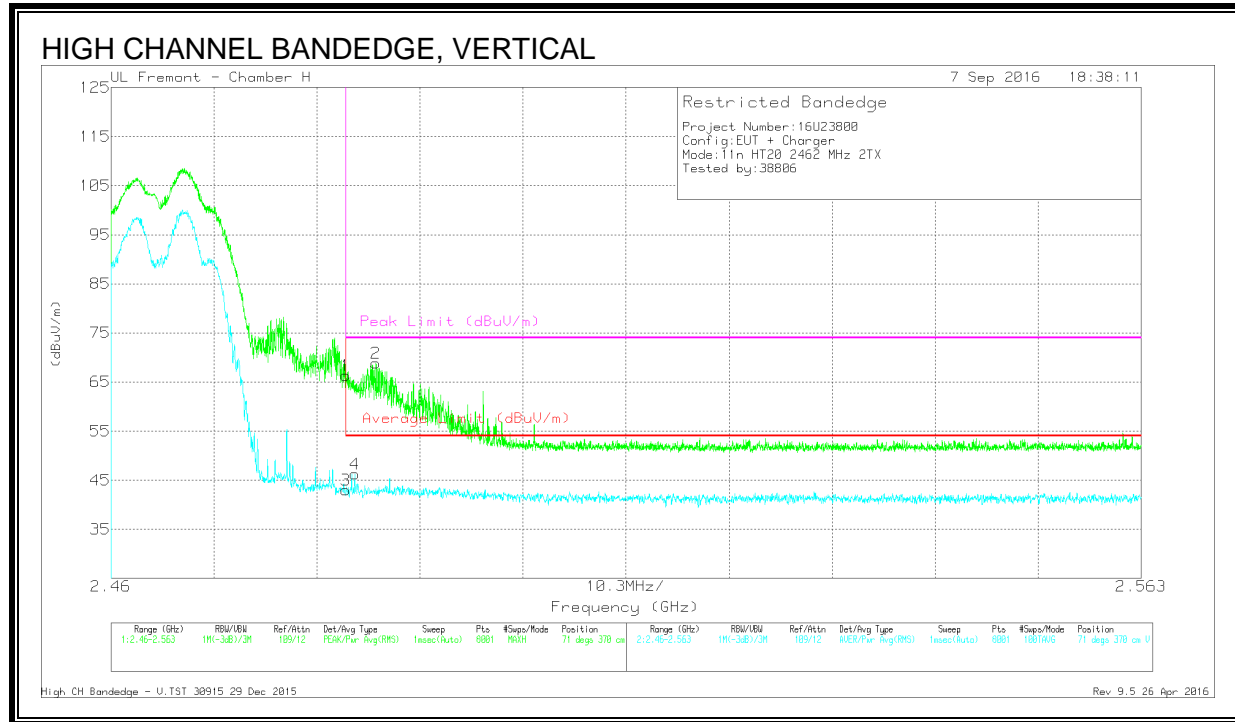
AUTHORIZED BANDEGE (HIGH CHANNEL, CH 11)



DATA

| Marker | Frequency (GHz) | Meter Reading (dBuV) | Det | AF T120 (dB/m) | Amp/Cbl/Filtr /Pad (dB) | Corrected Reading (dBuV/m) | Average Limit (dBuV/m) | Margin (dB) | Peak Limit (dBuV/m) | PK Margin (dB) | Azimuth (Degs) | Height (cm) | Polarity |
|--------|-----------------|----------------------|-----|----------------|-------------------------|----------------------------|------------------------|-------------|---------------------|----------------|----------------|-------------|----------|
| 1 | * 2.484 | 48.13 | Pk | 32.2 | -19.5 | 60.83 | - | - | 74 | -13.17 | 81 | 366 | H |
| 2 | * 2.485 | 51.51 | Pk | 32.2 | -19.5 | 64.21 | - | - | 74 | -9.79 | 81 | 366 | H |
| 3 | * 2.484 | 29.69 | RMS | 32.2 | -19.5 | 42.39 | 54 | -11.61 | - | - | 81 | 366 | H |
| 4 | * 2.487 | 30.91 | RMS | 32.2 | -19.5 | 43.61 | 54 | -10.39 | - | - | 81 | 366 | H |

* - indicates frequency in CFR47 Pt 15 / IC RSS-Restricted Band
 Pk - Peak detector
 RMS - RMS detection

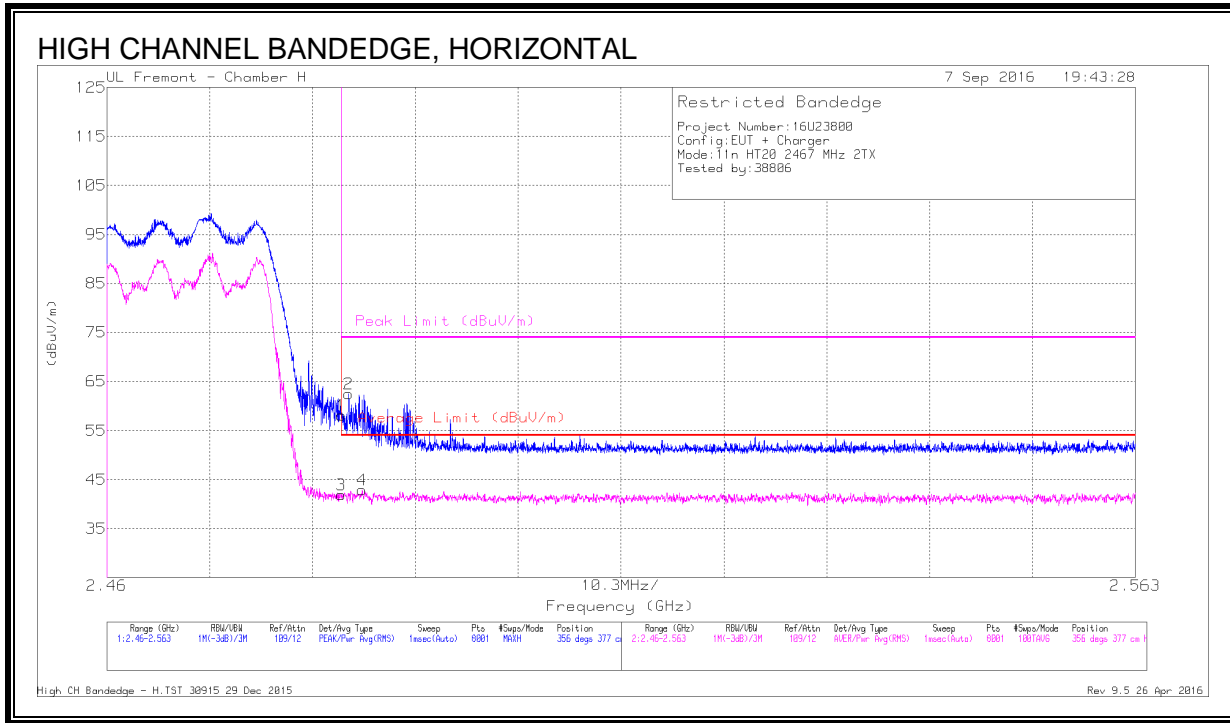


DATA

| Marker | Frequency (GHz) | Meter Reading (dBuV) | Det | AF T120 (dB/m) | Amp/Cb/Filtr /Pad (dB) | Corrected Reading (dBuV/m) | Average Limit (dBuV/m) | Margin (dB) | Peak Limit (dBuV/m) | PK Margin (dB) | Azimuth (Degs) | Height (cm) | Polarity |
|--------|-----------------|----------------------|-----|----------------|------------------------|----------------------------|------------------------|-------------|---------------------|----------------|----------------|-------------|----------|
| 1 | * 2.484 | 53.69 | Pk | 32.2 | -19.5 | 66.39 | - | - | 74 | -7.61 | 71 | 370 | V |
| 2 | * 2.487 | 56.11 | Pk | 32.2 | -19.5 | 68.81 | - | - | 74 | -5.19 | 71 | 370 | V |
| 3 | * 2.484 | 30.29 | RMS | 32.2 | -19.5 | 42.99 | 54 | -11.01 | - | - | 71 | 370 | V |
| 4 | * 2.484 | 33.53 | RMS | 32.2 | -19.5 | 46.23 | 54 | -7.77 | - | - | 71 | 370 | V |

* - indicates frequency in CFR47 Pt 15 / IC RSS-Restricted Band
 Pk - Peak detector
 RMS - RMS detection

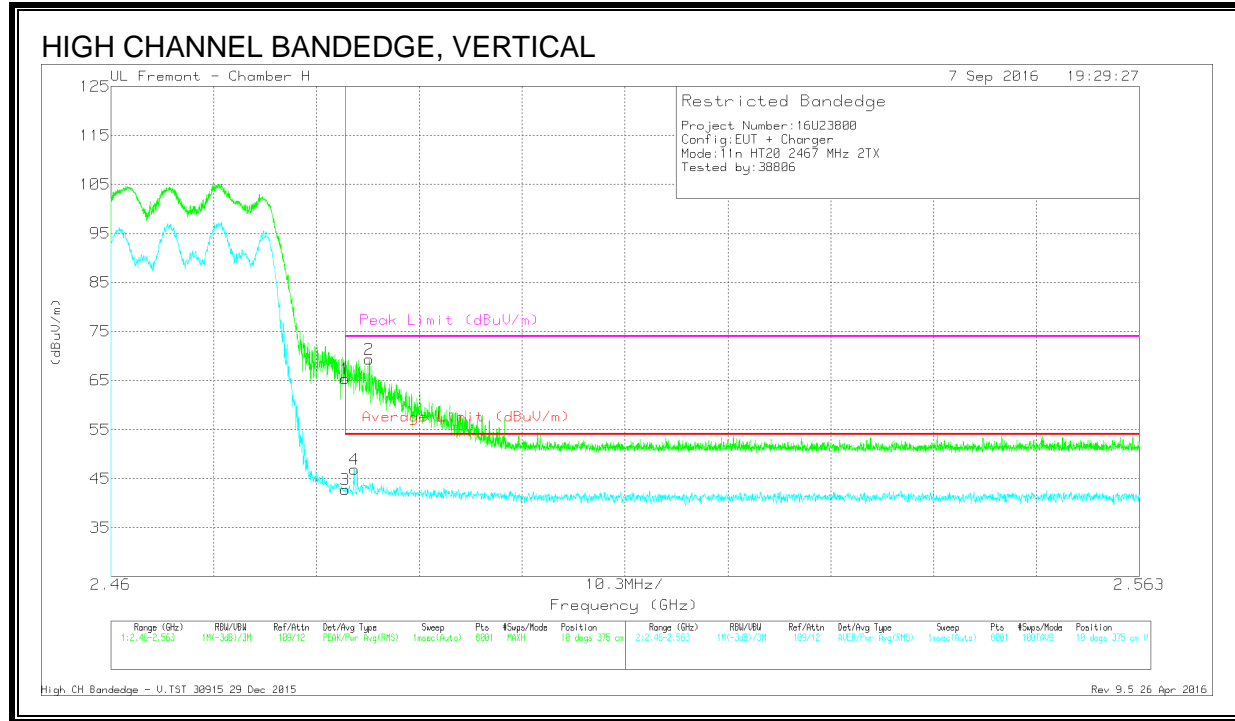
AUTHORIZED BANDEGE (HIGH CHANNEL, CH 12)



DATA

| Marker | Frequency (GHz) | Meter Reading (dBuV) | Det | AF T120 (dB/m) | Amp/Cbl/Fit r/Pad (dB) | Corrected Reading (dBuV/m) | Average Limit (dBuV/m) | Margin (dB) | Peak Limit (dBuV/m) | PK Margin (dB) | Azimuth (Degs) | Height (cm) | Polarity |
|--------|-----------------|----------------------|-----|----------------|------------------------|----------------------------|------------------------|-------------|---------------------|----------------|----------------|-------------|----------|
| 1 | * 2.484 | 45.48 | Pk | 32.2 | -19.5 | 58.18 | - | - | 74 | -15.82 | 356 | 377 | H |
| 2 | * 2.484 | 49.81 | Pk | 32.2 | -19.5 | 62.51 | - | - | 74 | -11.49 | 356 | 377 | H |
| 3 | * 2.484 | 29.15 | RMS | 32.2 | -19.5 | 41.85 | 54 | -12.15 | - | - | 356 | 377 | H |
| 4 | * 2.486 | 30.15 | RMS | 32.2 | -19.5 | 42.85 | 54 | -11.15 | - | - | 356 | 377 | H |

* - indicates frequency in CFR47 Pt 15 / IC RSS-Restricted Band
 Pk - Peak detector
 RMS - RMS detection



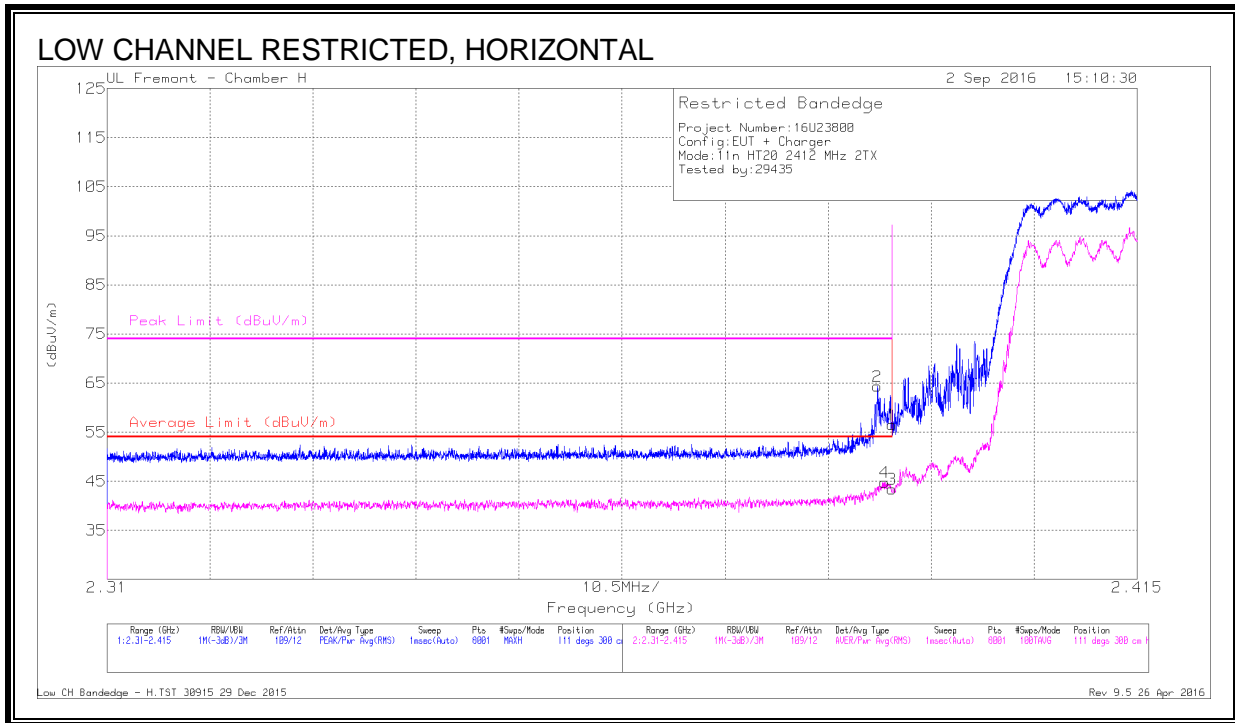
DATA

| Marker | Frequency (GHz) | Meter Reading (dBuV) | Det | AF T120 (dB/m) | Amp/Cbl/Filtr /Pad (dB) | Corrected Reading (dBuV/m) | Average Limit (dBuV/m) | Margin (dB) | Peak Limit (dBuV/m) | PK Margin (dB) | Azimuth (Degs) | Height (cm) | Polarity |
|--------|-----------------|----------------------|-----|----------------|-------------------------|----------------------------|------------------------|-------------|---------------------|----------------|----------------|-------------|----------|
| 1 | * 2.484 | 52.64 | Pk | 32.2 | -19.5 | 65.34 | - | - | 74 | -8.66 | 10 | 375 | V |
| 2 | * 2.486 | 56.71 | Pk | 32.2 | -19.5 | 69.41 | - | - | 74 | -4.59 | 10 | 375 | V |
| 3 | * 2.484 | 30.11 | RMS | 32.2 | -19.5 | 42.81 | 54 | -11.19 | - | - | 10 | 375 | V |
| 4 | * 2.484 | 34.19 | RMS | 32.2 | -19.5 | 46.89 | 54 | -7.11 | - | - | 10 | 375 | V |

* - indicates frequency in CFR47 Pt 15 / IC RSS-Restricted Band
 Pk - Peak detector
 RMS - RMS detection

9.13. 802.11n HT20 2Tx CDD MODE IN THE 2.4 GHz BAND CHAIN 0+2

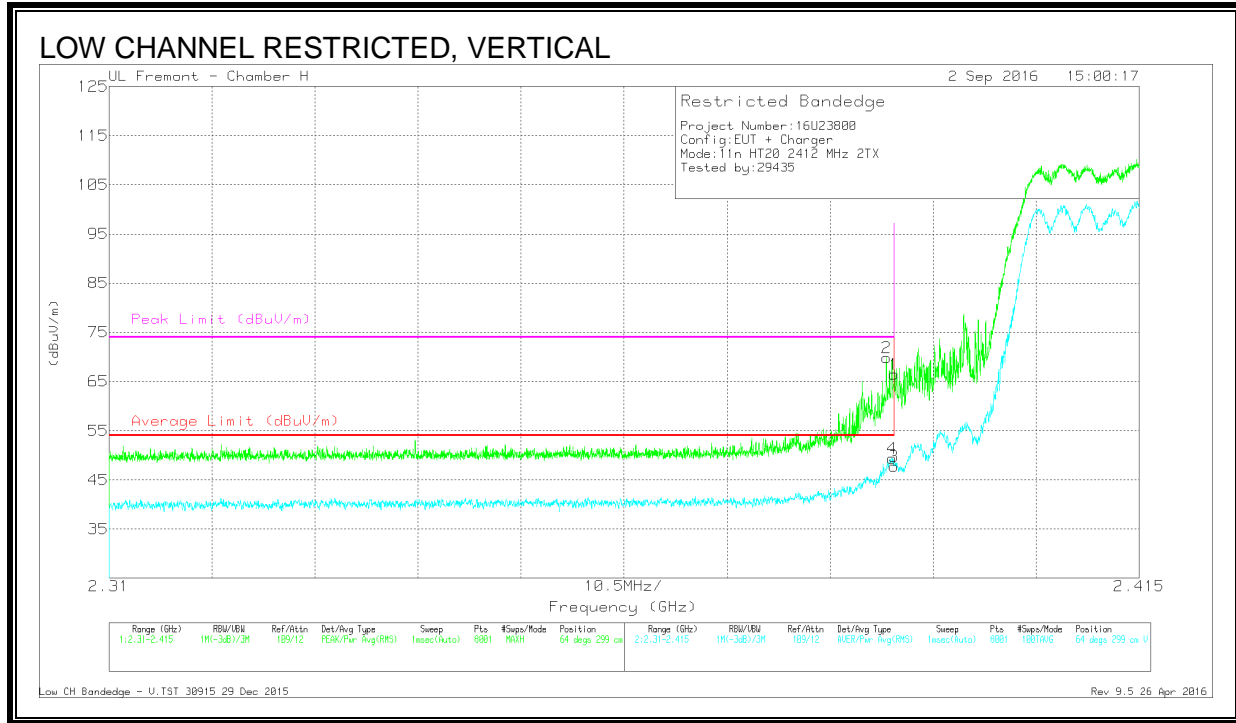
RESTRICTED BANDEDGE (LOW CHANNEL, CH 1)



DATA

| Marker | Frequency (GHz) | Meter Reading (dBuV) | Det | AF T120 (dB/m) | Amp/Cbl/Filtr/Pad (dB) | Corrected Reading (dBuV/m) | Average Limit (dBuV/m) | Margin (dB) | Peak Limit (dBuV/m) | PK Margin (dB) | Azimuth (Degs) | Height (cm) | Polarity |
|--------|-----------------|----------------------|-----|----------------|------------------------|----------------------------|------------------------|-------------|---------------------|----------------|----------------|-------------|----------|
| 1 | * 2.39 | 44.17 | Pk | 31.9 | -19.6 | 56.47 | - | - | 74 | -17.53 | 111 | 300 | H |
| 2 | * 2.389 | 52.01 | Pk | 31.9 | -19.6 | 64.31 | - | - | 74 | -9.69 | 111 | 300 | H |
| 3 | * 2.39 | 31.1 | RMS | 31.9 | -19.6 | 43.4 | 54 | -10.6 | - | - | 111 | 300 | H |
| 4 | * 2.389 | 32.47 | RMS | 31.9 | -19.6 | 44.77 | 54 | -9.23 | - | - | 111 | 300 | H |

* - indicates frequency in CFR47 Pt 15 / IC RSS-Restricted Band
 Pk - Peak detector
 RMS - RMS detection

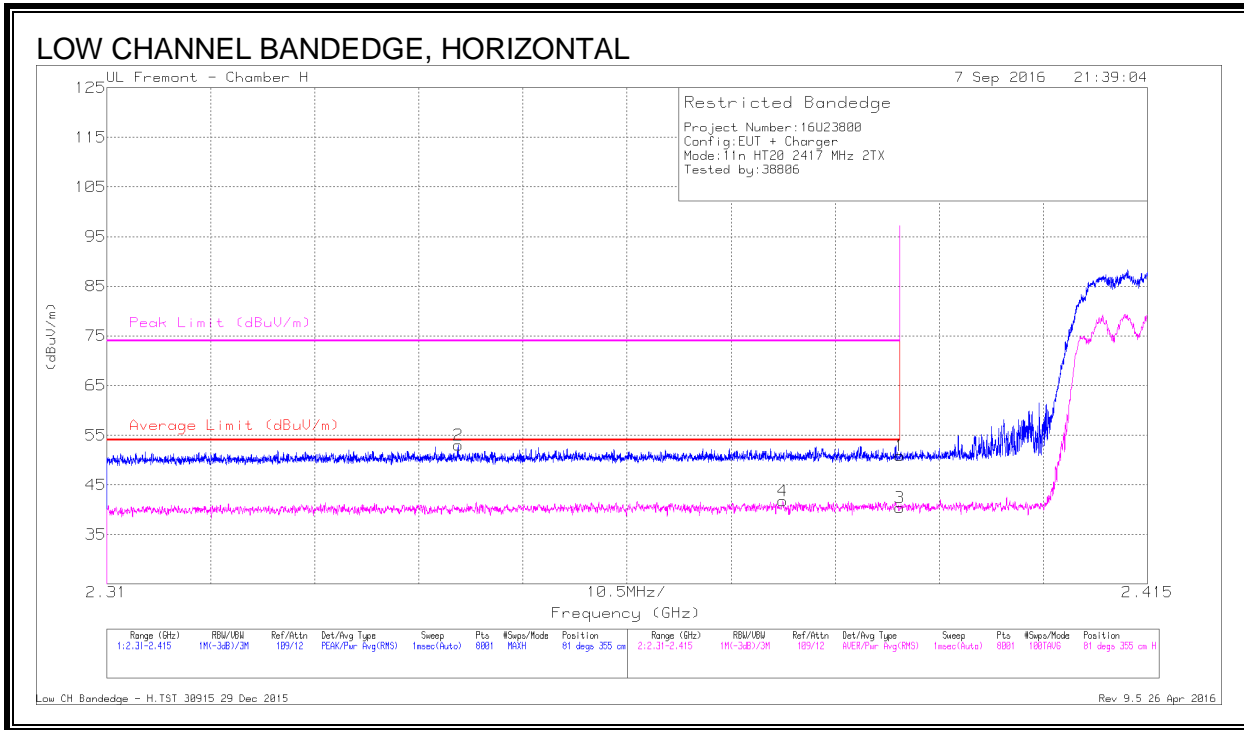


DATA

| Marker | Frequency (GHz) | Meter Reading (dBuV) | Det | AF T120 (dB/m) | Amp/Cbl/Filt/Pad (dB) | Corrected Reading (dBuV/m) | Average Limit (dBuV/m) | Margin (dB) | Peak Limit (dBuV/m) | PK Margin (dB) | Azimuth (Degs) | Height (cm) | Polarity |
|--------|-----------------|----------------------|-----|----------------|-----------------------|----------------------------|------------------------|-------------|---------------------|----------------|----------------|-------------|----------|
| 1 | * 2.39 | 54.19 | Pk | 31.9 | -19.6 | 66.49 | - | - | 74 | -7.51 | 64 | 299 | V |
| 2 | * 2.389 | 57.52 | Pk | 31.9 | -19.6 | 69.82 | - | - | 74 | -4.18 | 64 | 299 | V |
| 3 | * 2.39 | 35.49 | RMS | 31.9 | -19.6 | 47.79 | 54 | -6.21 | - | - | 64 | 299 | V |
| 4 | * 2.39 | 37.14 | RMS | 31.9 | -19.6 | 49.44 | 54 | -4.56 | - | - | 64 | 299 | V |

* - indicates frequency in CFR47 Pt 15 / IC RSS-Restricted Band
 Pk - Peak detector
 RMS - RMS detection

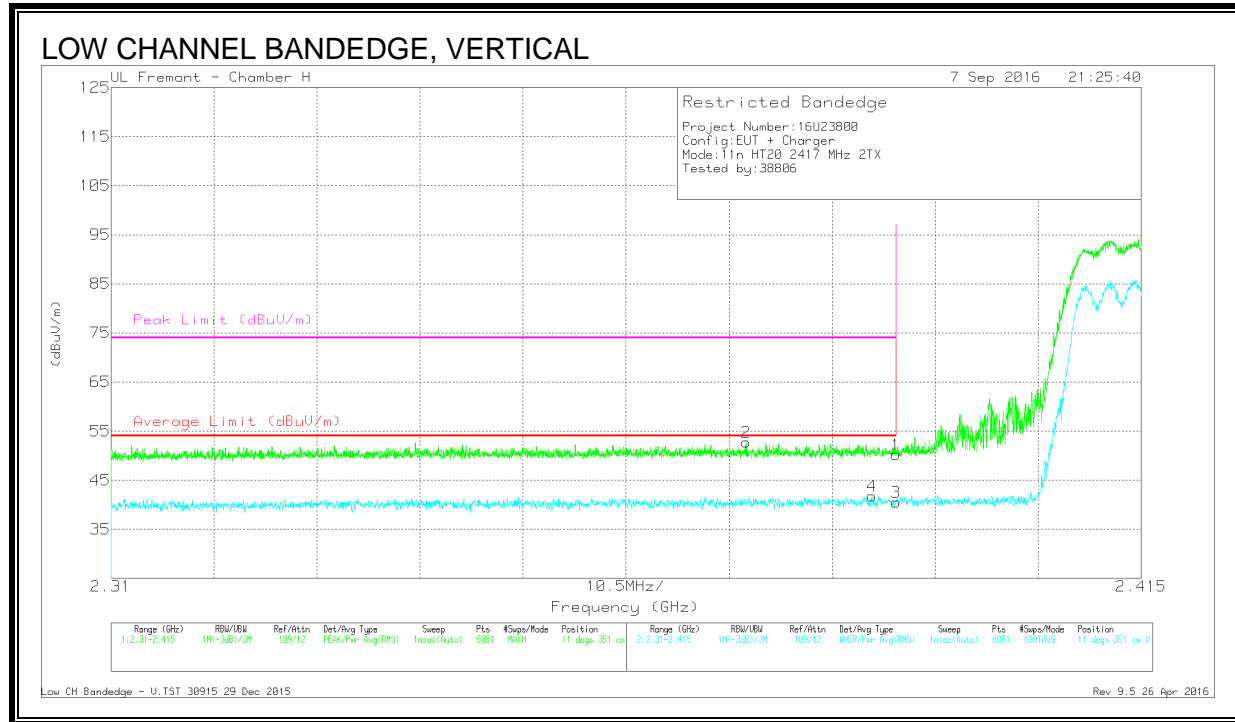
AUTHORIZED BANDEGE (LOW CHANNEL, CH 2)



DATA

| Marker | Frequency (GHz) | Meter Reading (dBuV) | Det | AF T120 (dB/m) | Amp/Cbl/Filtr /Pad (dB) | Corrected Reading (dBuV/m) | Average Limit (dBuV/m) | Margin (dB) | Peak Limit (dBuV/m) | PK Margin (dB) | Azimuth (Degs) | Height (cm) | Polarity |
|--------|-----------------|----------------------|-----|----------------|-------------------------|----------------------------|------------------------|-------------|---------------------|----------------|----------------|-------------|----------|
| 1 | * 2.39 | 38.55 | Pk | 31.9 | -19.6 | 50.85 | - | - | 74 | -23.15 | 81 | 355 | H |
| 2 | * 2.345 | 40.94 | Pk | 31.7 | -19.6 | 53.04 | - | - | 74 | -20.96 | 81 | 355 | H |
| 3 | * 2.39 | 28.16 | RMS | 31.9 | -19.6 | 40.46 | 54 | -13.54 | - | - | 81 | 355 | H |
| 4 | * 2.378 | 29.46 | RMS | 31.9 | -19.6 | 41.76 | 54 | -12.24 | - | - | 81 | 355 | H |

* - indicates frequency in CFR47 Pt 15 / IC RSS-Restricted Band
 Pk - Peak detector
 RMS - RMS detection

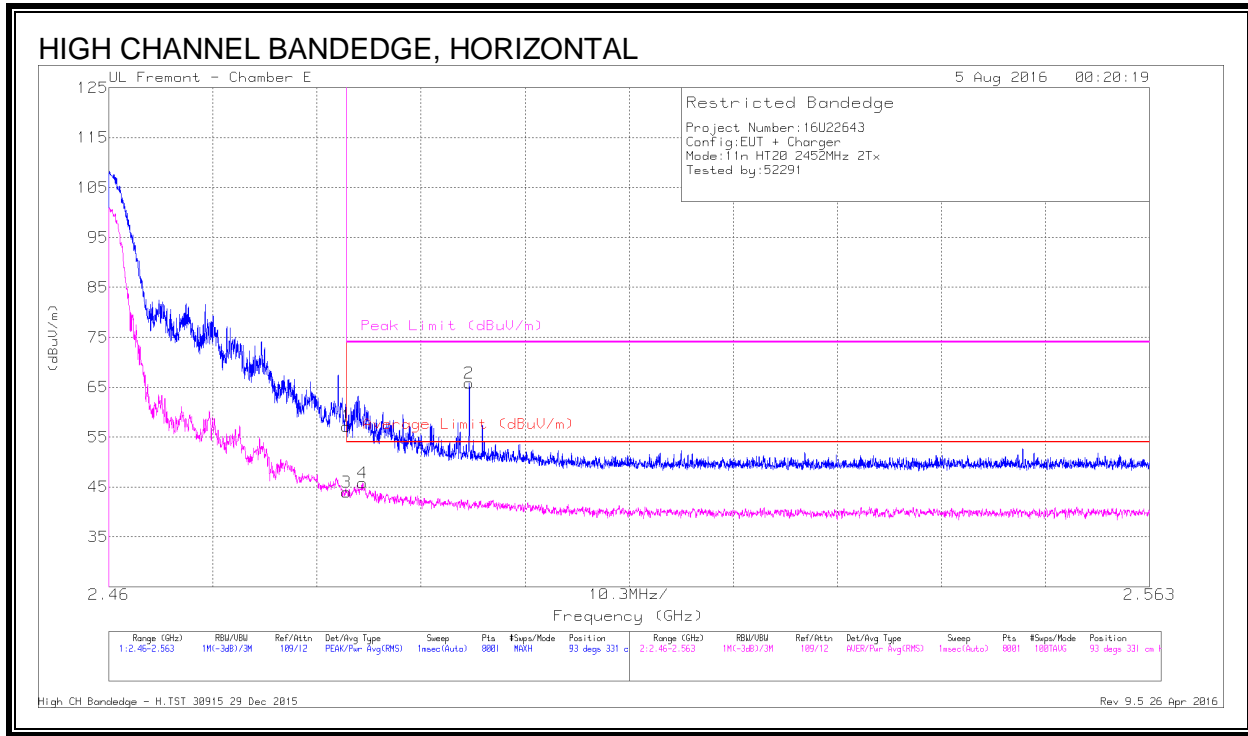


DATA

| Marker | Frequency (GHz) | Meter Reading (dBuV) | Det | AF T120 (dB/m) | Amp/Cbl/Filtr /Pad (dB) | Corrected Reading (dBuV/m) | Average Limit (dBuV/m) | Margin (dB) | Peak Limit (dBuV/m) | PK Margin (dB) | Azimuth (Degs) | Height (cm) | Polarity |
|--------|-----------------|----------------------|-----|----------------|-------------------------|----------------------------|------------------------|-------------|---------------------|----------------|----------------|-------------|----------|
| 1 | * 2.39 | 37.91 | Pk | 31.9 | -19.6 | 50.21 | - | - | 74 | -23.79 | 11 | 351 | V |
| 2 | * 2.375 | 40.47 | Pk | 31.9 | -19.6 | 52.77 | - | - | 74 | -21.23 | 11 | 351 | V |
| 3 | * 2.39 | 28.23 | RMS | 31.9 | -19.6 | 40.53 | 54 | -13.47 | - | - | 11 | 351 | V |
| 4 | * 2.388 | 29.5 | RMS | 31.9 | -19.6 | 41.8 | 54 | -12.2 | - | - | 11 | 351 | V |

* - indicates frequency in CFR47 Pt 15 / IC RSS-Restricted Band
 Pk - Peak detector
 RMS - RMS detection

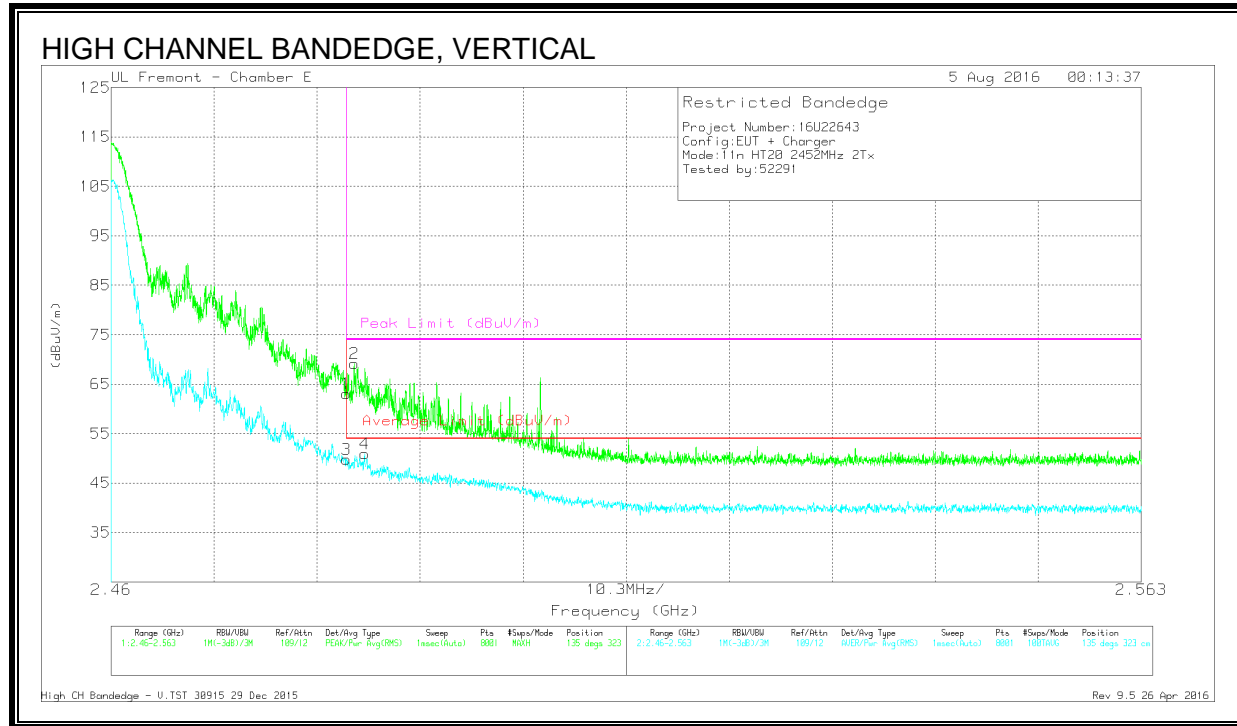
AUTHORIZED BANDEGE (HIGH CHANNEL, CH 9)



DATA

| Marker | Frequency (GHz) | Meter Reading (dBuV) | Det | AF T711 (dB/m) | Amp/Cb/Fitr/Pad (dB) | Corrected Reading (dBuV/m) | Average Limit (dBuV/m) | Margin (dB) | Peak Limit (dBuV/m) | PK Margin (dB) | Azimuth (Degs) | Height (cm) | Polarity |
|--------|-----------------|----------------------|-----|----------------|----------------------|----------------------------|------------------------|-------------|---------------------|----------------|----------------|-------------|----------|
| 1 | * 2.484 | 44.88 | Pk | 32.3 | -20 | 57.18 | - | - | 74 | -16.82 | 93 | 331 | H |
| 3 | * 2.484 | 31.68 | RMS | 32.3 | -20 | 43.98 | 54 | -10.02 | - | - | 93 | 331 | H |
| 4 | * 2.485 | 33.6 | RMS | 32.3 | -20.1 | 45.8 | 54 | -8.2 | - | - | 93 | 331 | H |
| 2 | * 2.496 | 53.66 | Pk | 32.3 | -20.1 | 65.86 | - | - | 74 | -8.14 | 93 | 331 | H |

* - indicates frequency in CFR47 Pt 15 / IC RSS-Restricted Band
 Pk - Peak detector
 RMS - RMS detection

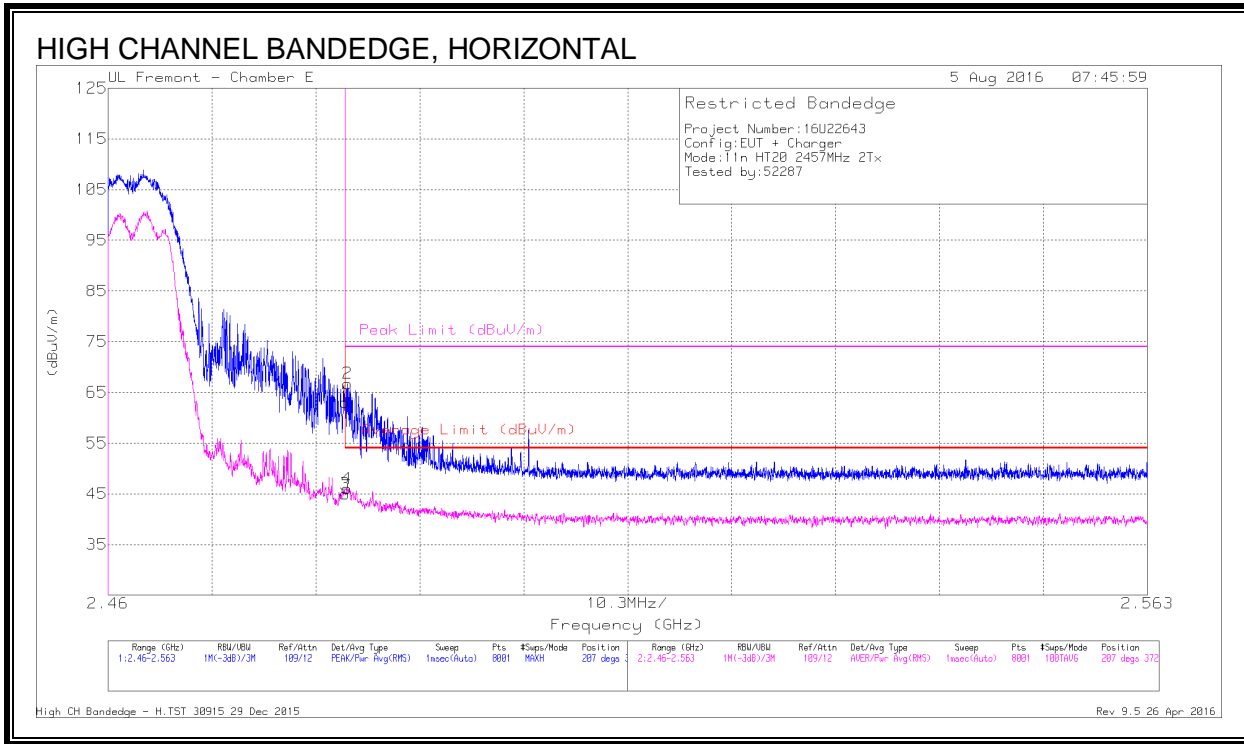


DATA

| Marker | Frequency (GHz) | Meter Reading (dBuV) | Det | AF T711 (dB/m) | Amp/Cb/Filtr/Pad (dB) | Corrected Reading (dBuV/m) | Average Limit (dBuV/m) | Margin (dB) | Peak Limit (dBuV/m) | PK Margin (dB) | Azimuth (Degs) | Height (cm) | Polarity |
|--------|-----------------|----------------------|-----|----------------|-----------------------|----------------------------|------------------------|-------------|---------------------|----------------|----------------|-------------|----------|
| 1 | * 2.484 | 50.77 | Pk | 32.3 | -20 | 63.07 | - | - | 74 | -10.93 | 135 | 323 | V |
| 2 | * 2.484 | 56.81 | Pk | 32.3 | -20 | 69.11 | - | - | 74 | -4.89 | 135 | 323 | V |
| 3 | * 2.484 | 37.47 | RMS | 32.3 | -20 | 49.77 | 54 | -4.23 | - | - | 135 | 323 | V |
| 4 | * 2.485 | 38.67 | RMS | 32.3 | -20.1 | 50.87 | 54 | -3.13 | - | - | 135 | 323 | V |

* - indicates frequency in CFR47 Pt 15 / IC RSS-Restricted Band
 Pk - Peak detector
 RMS - RMS detection

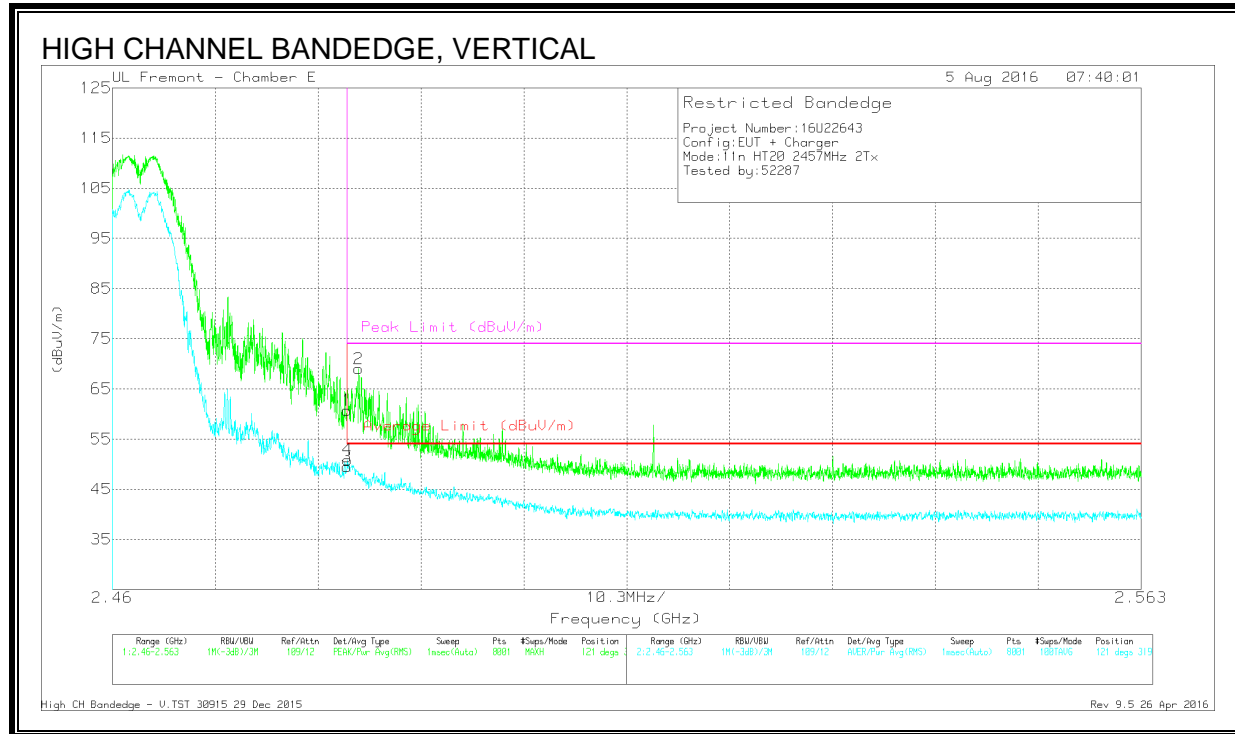
AUTHORIZED BANDEDGE (HIGH CHANNEL, CH 10)



DATA

| Marker | Frequency (GHz) | Meter Reading (dBuV) | Det | AF T711 (dB/m) | Amp/Cb1/Filtr/Pad (dB) | Corrected Reading (dBuV/m) | Average Limit (dBuV/m) | Margin (dB) | Peak Limit (dBuV/m) | PK Margin (dB) | Azimuth (Degs) | Height (cm) | Polarity |
|--------|-----------------|----------------------|-----|----------------|------------------------|----------------------------|------------------------|-------------|---------------------|----------------|----------------|-------------|----------|
| 1 | * 2.484 | 50.75 | Pk | 32.3 | -20 | 63.05 | - | - | 74 | -10.95 | 207 | 372 | H |
| 2 | * 2.484 | 54.45 | Pk | 32.3 | -20 | 66.75 | - | - | 74 | -7.25 | 207 | 372 | H |
| 3 | * 2.484 | 32.69 | RMS | 32.3 | -20 | 44.99 | 54 | -9.01 | - | - | 207 | 372 | H |
| 4 | * 2.484 | 33.75 | RMS | 32.3 | -20 | 46.05 | 54 | -7.95 | - | - | 207 | 372 | H |

* - indicates frequency in CFR47 Pt 15 / IC RSS-Restricted Band
 Pk - Peak detector
 RMS - RMS detection

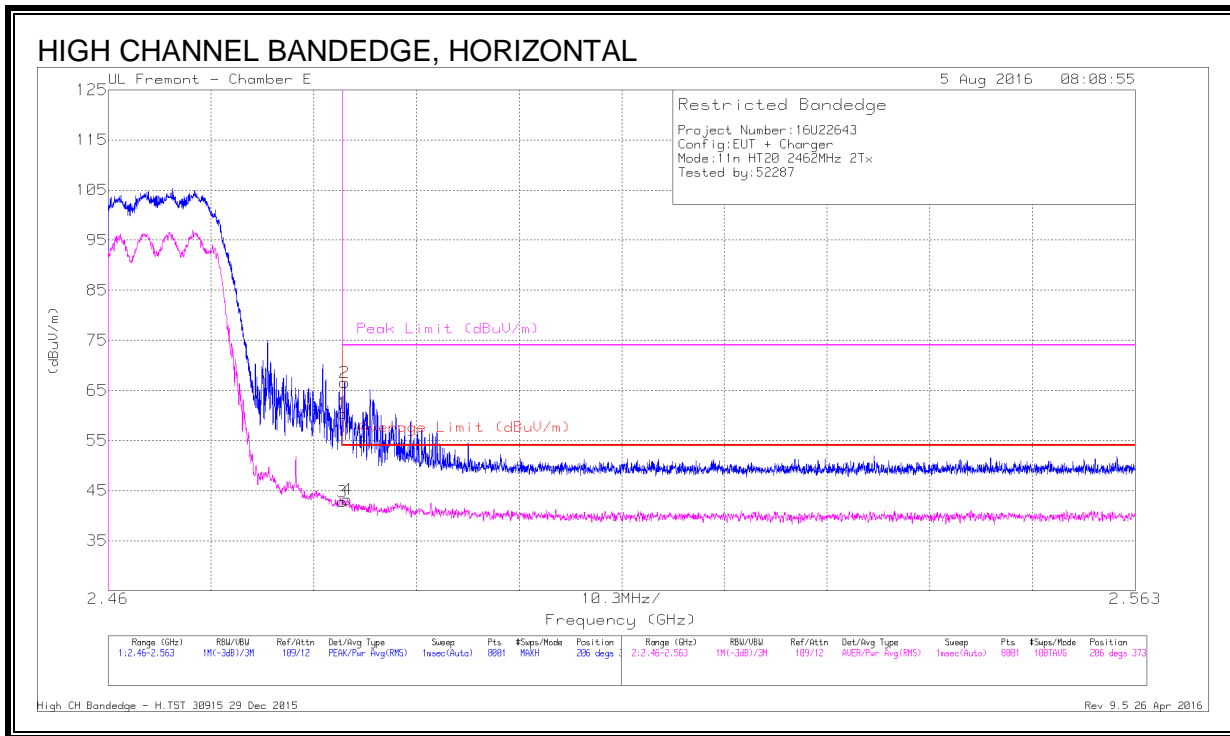


DATA

| Marker | Frequency (GHz) | Meter Reading (dBuV) | Det | AF T711 (dB/m) | Amp/Cb/Fltr/Pa d (dB) | Corrected Reading (dBuV/m) | Average Limit (dBuV/m) | Margin (dB) | Peak Limit (dBuV/m) | PK Margin (dB) | Azimuth (Degs) | Height (cm) | Polarity |
|--------|-----------------|----------------------|-----|----------------|-----------------------|----------------------------|------------------------|-------------|---------------------|----------------|----------------|-------------|----------|
| 1 | * 2.484 | 48.44 | Pk | 32.3 | -20 | 60.74 | - | - | 74 | -13.26 | 121 | 319 | V |
| 2 | * 2.485 | 56.7 | Pk | 32.3 | -20 | 69 | - | - | 74 | -5 | 121 | 319 | V |
| 3 | * 2.484 | 37.17 | RMS | 32.3 | -20 | 49.47 | 54 | -4.53 | - | - | 121 | 319 | V |
| 4 | * 2.484 | 38.57 | RMS | 32.3 | -20 | 50.87 | 54 | -3.13 | - | - | 121 | 319 | V |

* - indicates frequency in CFR47 Pt 15 / IC RSS-Restricted Band
 Pk - Peak detector
 RMS - RMS detection

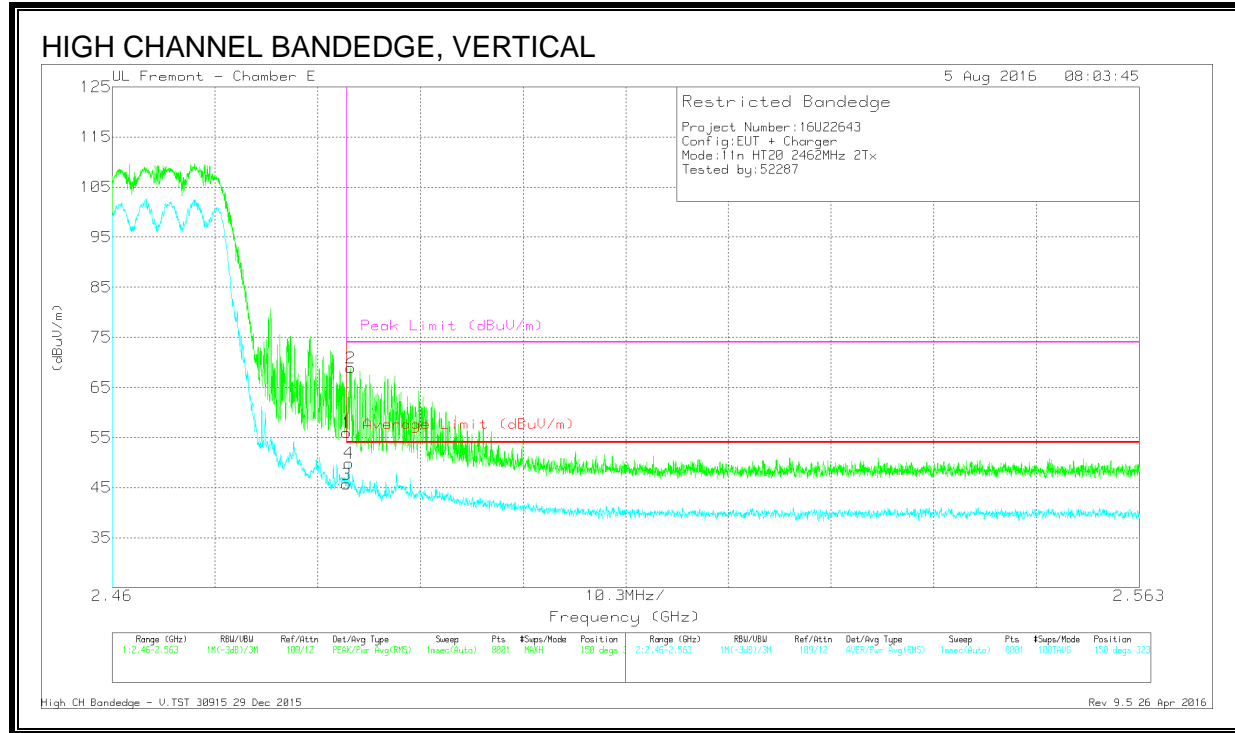
AUTHORIZED BANDEGE (HIGH CHANNEL, CH 11)



DATA

| Marker | Frequency (GHz) | Meter Reading (dBuV) | Det | AF T711 (dB/m) | Amp/Cb/Ftr/Pad (dB) | Corrected Reading (dBuV/m) | Average Limit (dBuV/m) | Margin (dB) | Peak Limit (dBuV/m) | PK Margin (dB) | Azimuth (Degs) | Height (cm) | Polarity |
|--------|-----------------|----------------------|-----|----------------|---------------------|----------------------------|------------------------|-------------|---------------------|----------------|----------------|-------------|----------|
| 1 | * 2.484 | 48.07 | Pk | 32.3 | -20 | 60.37 | - | - | 74 | -13.63 | 206 | 373 | H |
| 2 | * 2.484 | 54.27 | Pk | 32.3 | -20 | 66.57 | - | - | 74 | -7.43 | 206 | 373 | H |
| 3 | * 2.484 | 30.47 | RMS | 32.3 | -20 | 42.77 | 54 | -11.23 | - | - | 206 | 373 | H |
| 4 | * 2.484 | 30.9 | RMS | 32.3 | -20 | 43.2 | 54 | -10.8 | - | - | 206 | 373 | H |

* - indicates frequency in CFR47 Pt 15 / IC RSS-Restricted Band
 Pk - Peak detector
 RMS - RMS detection

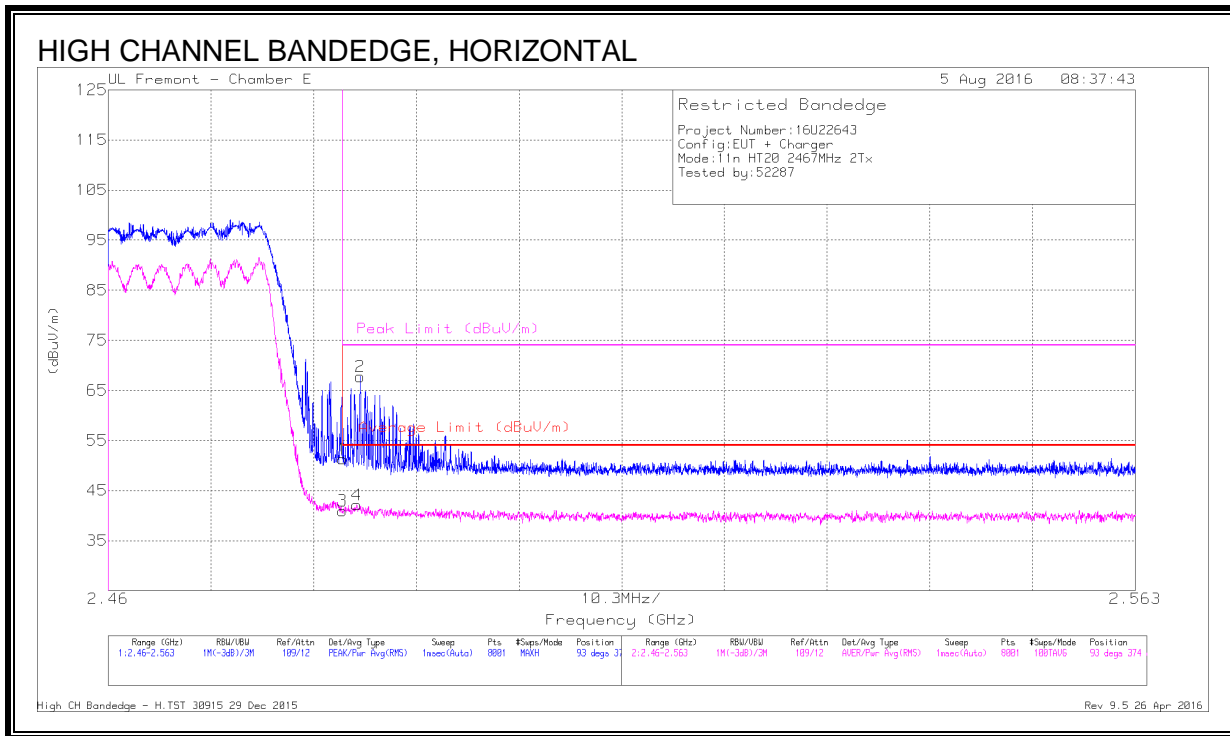


DATA

| Marker | Frequency (GHz) | Meter Reading (dBuV) | Det | AF T711 (dB/m) | Amp/Cbl/Filtr/Pad (dB) | Corrected Reading (dBuV/m) | Average Limit (dBuV/m) | Margin (dB) | Peak Limit (dBuV/m) | PK Margin (dB) | Azimuth (Degs) | Height (cm) | Polarity |
|--------|-----------------|----------------------|-----|----------------|------------------------|----------------------------|------------------------|-------------|---------------------|----------------|----------------|-------------|----------|
| 1 | * 2.484 | 43.62 | Pk | 32.3 | -20 | 55.92 | - | - | 74 | -18.08 | 150 | 323 | V |
| 2 | * 2.484 | 56.58 | Pk | 32.3 | -20 | 68.88 | - | - | 74 | -5.12 | 150 | 323 | V |
| 3 | * 2.484 | 33.38 | RMS | 32.3 | -20 | 45.68 | 54 | -8.32 | - | - | 150 | 323 | V |
| 4 | * 2.484 | 37.59 | RMS | 32.3 | -20 | 49.89 | 54 | -4.11 | - | - | 150 | 323 | V |

* - indicates frequency in CFR47 Pt 15 / IC RSS-Restricted Band
 Pk - Peak detector
 RMS - RMS detection

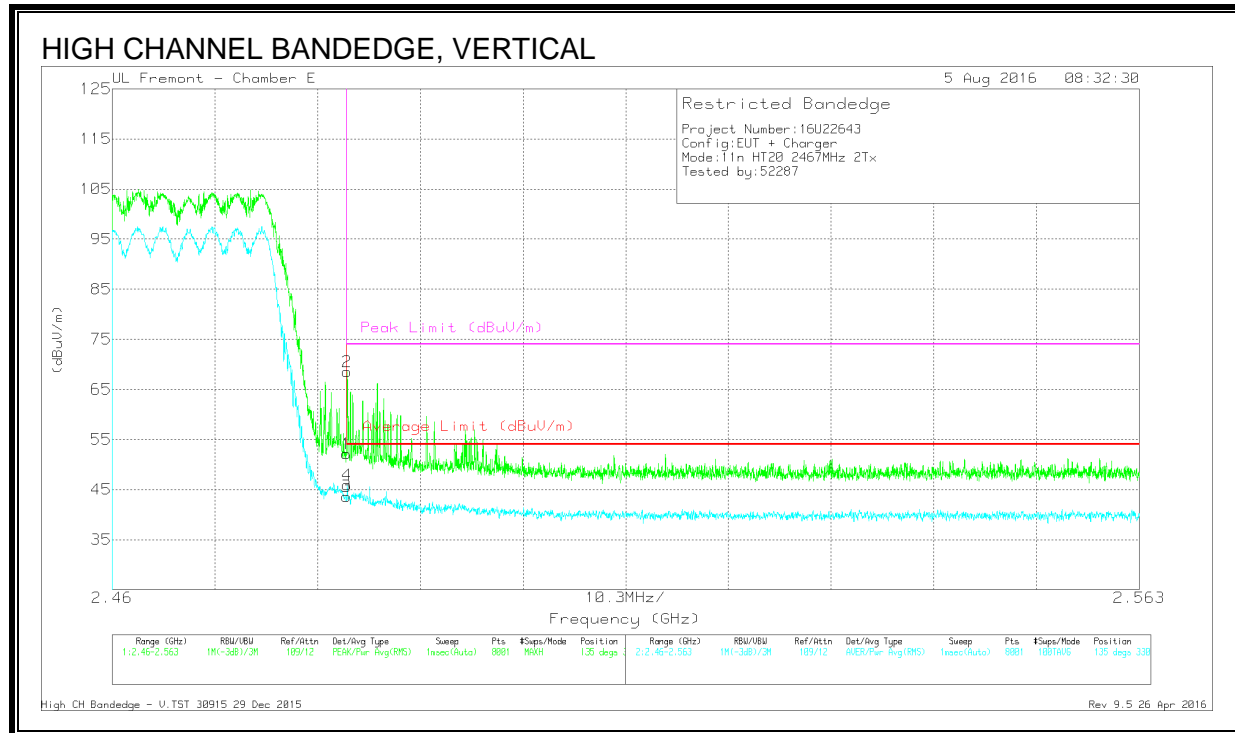
AUTHORIZED BANDEGE (HIGH CHANNEL, CH 12)



DATA

| Marker | Frequency (GHz) | Meter Reading (dBuV) | Det | AF T711 (dB/m) | Amp/Cb/Ftr/Pad (dB) | Corrected Reading (dBuV/m) | Average Limit (dBuV/m) | Margin (dB) | Peak Limit (dBuV/m) | PK Margin (dB) | Azimuth (Degs) | Height (cm) | Polarity |
|--------|-----------------|----------------------|-----|----------------|---------------------|----------------------------|------------------------|-------------|---------------------|----------------|----------------|-------------|----------|
| 1 | * 2.484 | 39.01 | Pk | 32.3 | -20 | 51.31 | - | - | 74 | -22.69 | 93 | 374 | H |
| 3 | * 2.484 | 28.67 | RMS | 32.3 | -20 | 40.97 | 54 | -13.03 | - | - | 93 | 374 | H |
| 2 | * 2.485 | 55.55 | Pk | 32.3 | -20.1 | 67.75 | - | - | 74 | -6.25 | 93 | 374 | H |
| 4 | * 2.485 | 29.92 | RMS | 32.3 | -20.1 | 42.12 | 54 | -11.88 | - | - | 93 | 374 | H |

* - indicates frequency in CFR47 Pt 15 / IC RSS-Restricted Band
 Pk - Peak detector
 RMS - RMS detection



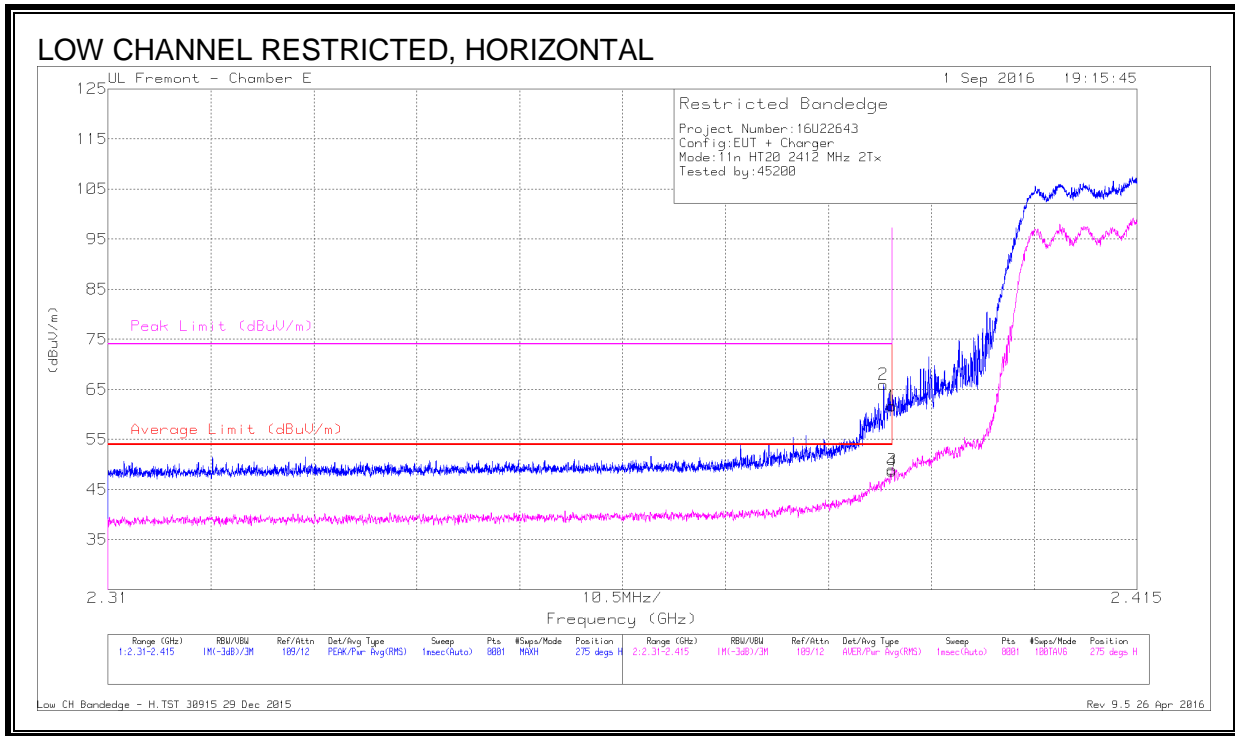
DATA

| Marker | Frequency (GHz) | Meter Reading (dBuV) | Det | AF T711 (dB/m) | Amp/Cb/Filtr/Pad (dB) | Corrected Reading (dBuV/m) | Average Limit (dBuV/m) | Margin (dB) | Peak Limit (dBuV/m) | PK Margin (dB) | Azimuth (Degs) | Height (cm) | Polarity |
|--------|-----------------|----------------------|-----|----------------|-----------------------|----------------------------|------------------------|-------------|---------------------|----------------|----------------|-------------|----------|
| 1 | * 2.484 | 39.87 | Pk | 32.3 | -20 | 52.17 | - | - | 74 | -21.83 | 135 | 330 | V |
| 2 | * 2.484 | 56.2 | Pk | 32.3 | -20 | 68.5 | - | - | 74 | -5.5 | 135 | 330 | V |
| 3 | * 2.484 | 31.34 | RMS | 32.3 | -20 | 43.64 | 54 | -10.36 | - | - | 135 | 330 | V |
| 4 | * 2.484 | 33.64 | RMS | 32.3 | -20 | 45.94 | 54 | -8.06 | - | - | 135 | 330 | V |

* - indicates frequency in CFR47 Pt 15 / IC RSS-Restricted Band
 Pk - Peak detector
 RMS - RMS detection

9.14. 802.11n HT20 2Tx CDD MODE IN THE 2.4 GHz BAND CHAIN 1+2

RESTRICTED BANDEDGE (LOW CHANNEL, CH 1)



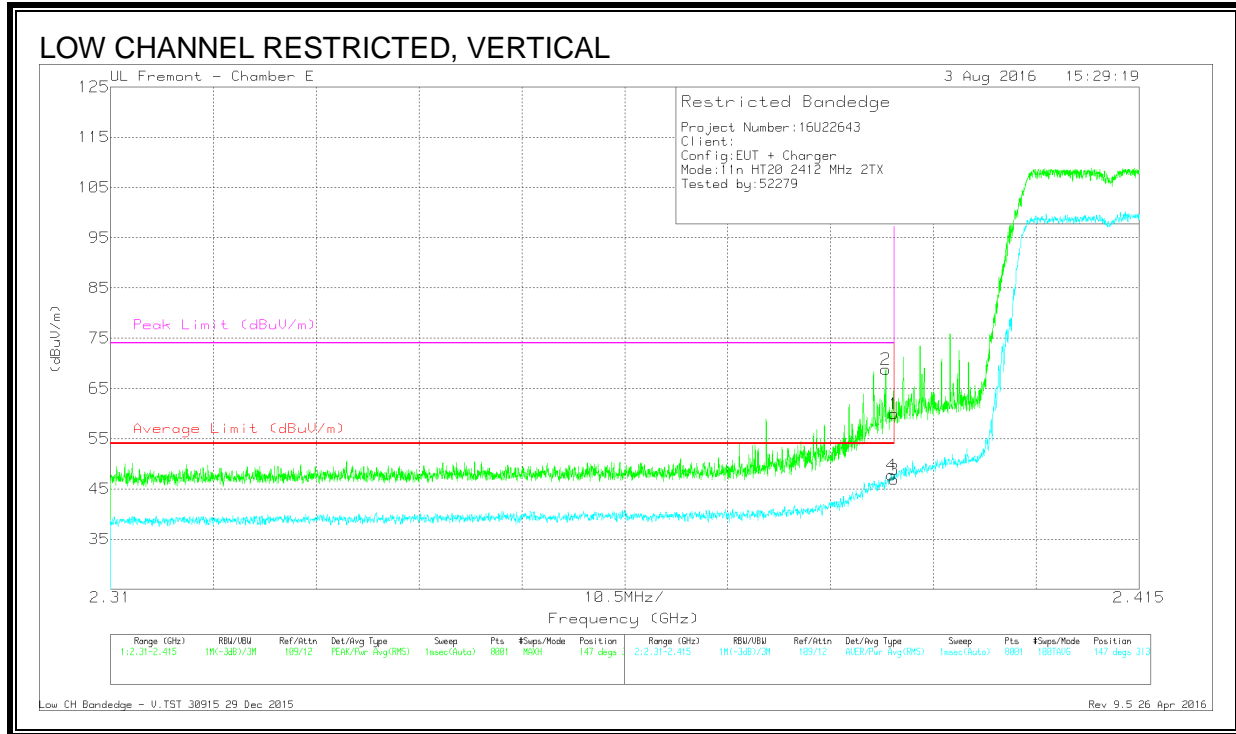
DATA

| Marker | Frequency (GHz) | Meter Reading (dBuV) | Det | AFT711 (dB/m) | Amp/Cbl/Fitter/Pad (dB) | Corrected Reading (dBuV/m) | Average Limit (dBuV/m) | Margin (dB) | Peak Limit (dBuV/m) | PK Margin (dB) | Azimuth (Degs) | Height (cm) | Polarity |
|--------|-----------------|----------------------|-----|---------------|-------------------------|----------------------------|------------------------|-------------|---------------------|----------------|----------------|-------------|----------|
| 1 | * 2.39 | 49.45 | Pk | 32.1 | -19.9 | 61.65 | - | - | 74 | -12.35 | 275 | 218 | H |
| 2 | * 2.389 | 53.8 | Pk | 32.1 | -19.9 | 66 | - | - | 74 | -8 | 275 | 218 | H |
| 3 | * 2.39 | 36.8 | RMS | 32.1 | -19.9 | 49 | 54 | -5 | - | - | 275 | 218 | H |
| 4 | * 2.39 | 36.48 | RMS | 32.1 | -19.9 | 48.68 | 54 | -5.32 | - | - | 275 | 218 | H |

* - indicates frequency in CFR47 Pt 15 / IC RSS-Restricted Band

Pk - Peak detector

RMS - RMS detection

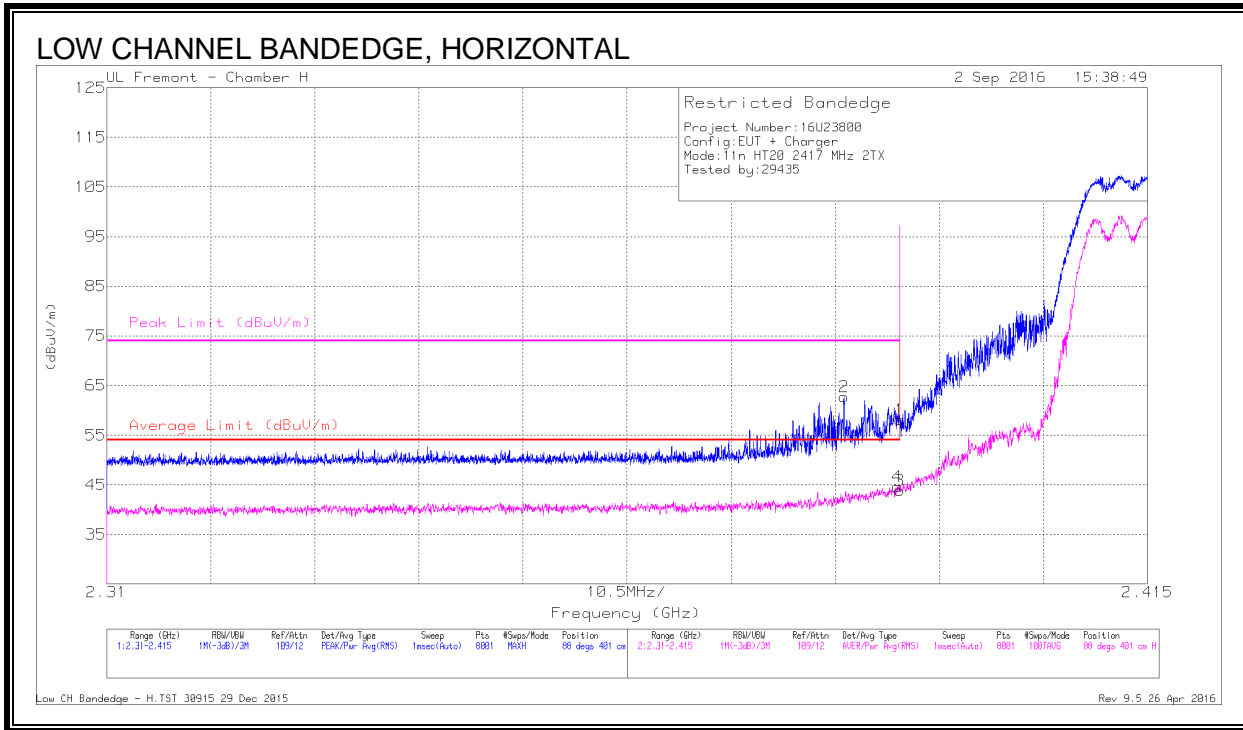


DATA

| Marker | Frequency (GHz) | Meter Reading (dBuV) | Det | AF T711 (dB/m) | Amp/Cbl/Filtr/Pad (dB) | Corrected Reading (dBuV/m) | Average Limit (dBuV/m) | Margin (dB) | Peak Limit (dBuV/m) | PK Margin (dB) | Azimuth (Degs) | Height (cm) | Polarity |
|--------|-----------------|----------------------|-----|----------------|------------------------|----------------------------|------------------------|-------------|---------------------|----------------|----------------|-------------|----------|
| 2 | * 2.389 | 56.6 | Pk | 32.1 | -19.9 | 68.8 | - | - | 74 | -5.2 | 147 | 313 | V |
| 1 | * 2.39 | 47.77 | Pk | 32.1 | -19.9 | 59.97 | - | - | 74 | -14.03 | 147 | 313 | V |
| 3 | * 2.39 | 34.7 | RMS | 32.1 | -19.9 | 46.9 | 54 | -7.1 | - | - | 147 | 313 | V |
| 4 | * 2.39 | 35.57 | RMS | 32.1 | -19.9 | 47.77 | 54 | -6.23 | - | - | 147 | 313 | V |

* - indicates frequency in CFR47 Pt 15 / IC RSS-Restricted Band
 Pk - Peak detector
 RMS - RMS detection

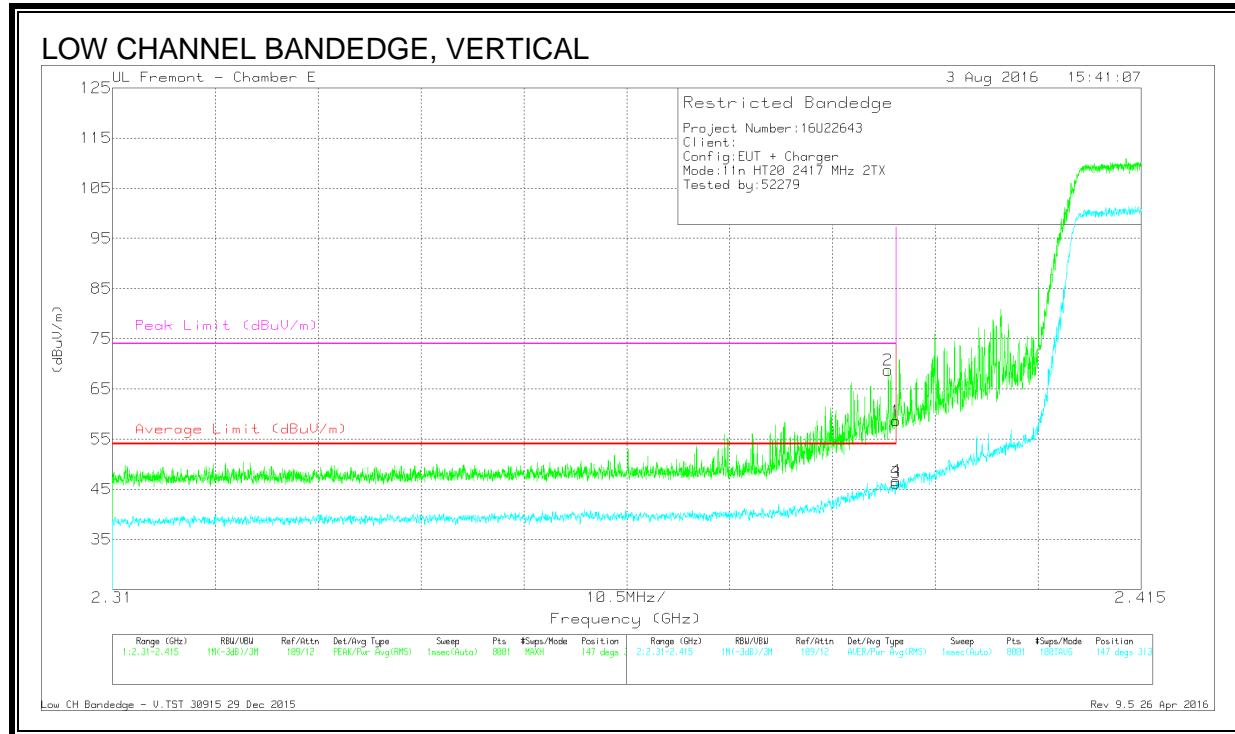
AUTHORIZED BANDEGE (LOW CHANNEL, CH 2)



DATA

| Marker | Frequency (GHz) | Meter Reading (dBuV) | Det | AF T120 (dB/m) | Amp/Cb/Filtr/Pad (dB) | Corrected Reading (dBuV/m) | Average Limit (dBuV/m) | Margin (dB) | Peak Limit (dBuV/m) | PK Margin (dB) | Azimuth (Degs) | Height (cm) | Polarity |
|--------|-----------------|----------------------|-----|----------------|-----------------------|----------------------------|------------------------|-------------|---------------------|----------------|----------------|-------------|----------|
| 2 | * 2.384 | 50.43 | Pk | 31.9 | -19.6 | 62.73 | - | - | 74 | -11.27 | 88 | 401 | H |
| 1 | * 2.39 | 45.85 | Pk | 31.9 | -19.6 | 58.15 | - | - | 74 | -15.85 | 88 | 401 | H |
| 3 | * 2.39 | 31.55 | RMS | 31.9 | -19.6 | 43.85 | 54 | -10.15 | - | - | 88 | 401 | H |
| 4 | * 2.39 | 32.36 | RMS | 31.9 | -19.6 | 44.66 | 54 | -9.34 | - | - | 88 | 401 | H |

* - indicates frequency in CFR47 Pt 15 / IC RSS-Restricted Band
 Pk - Peak detector
 RMS - RMS detection

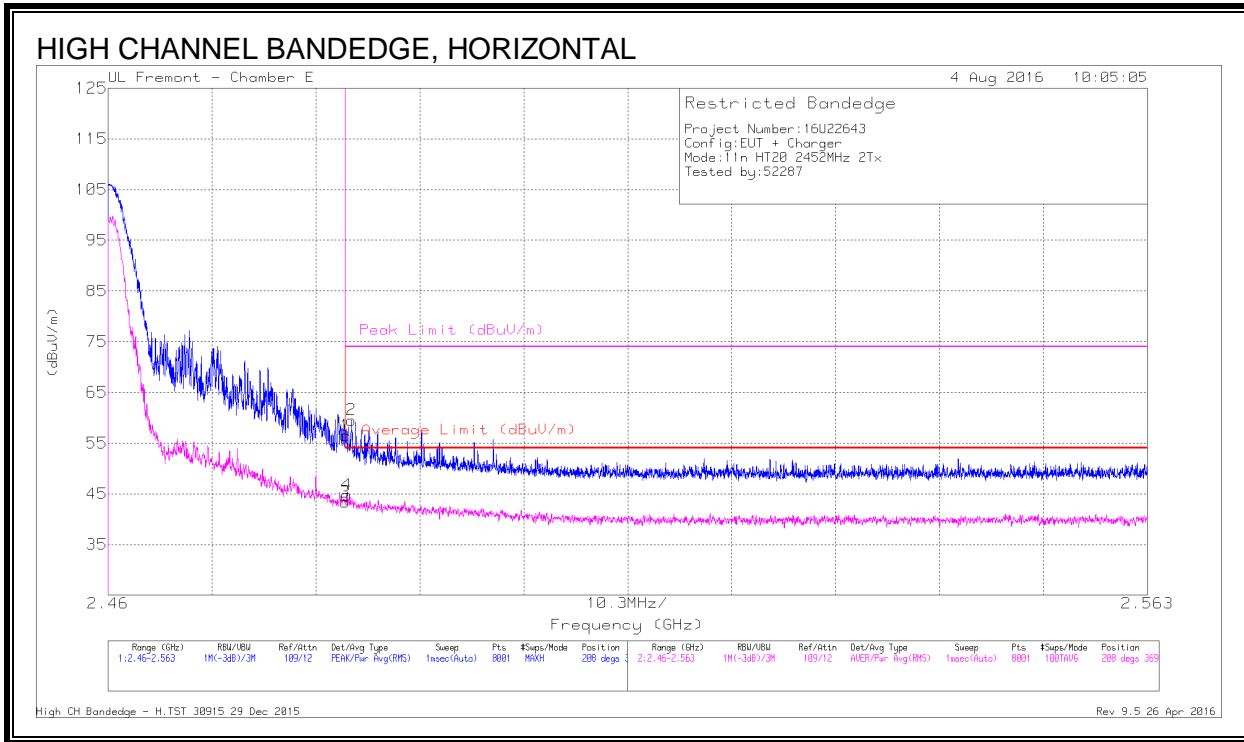


DATA

| Marker | Frequency (GHz) | Meter Reading (dBuV) | Det | AF T711 (dB/m) | Amp/Cb/Fltr/Pad (dB) | Corrected Reading (dBuV/m) | Average Limit (dBuV/m) | Margin (dB) | Peak Limit (dBuV/m) | PK Margin (dB) | Azimuth (Degs) | Height (cm) | Polarity |
|--------|-----------------|----------------------|-----|----------------|----------------------|----------------------------|------------------------|-------------|---------------------|----------------|----------------|-------------|----------|
| 2 | * 2.389 | 56.53 | Pk | 32.1 | -19.9 | 68.73 | - | - | 74 | -5.27 | 147 | 313 | V |
| 1 | * 2.39 | 46.44 | Pk | 32.1 | -19.9 | 58.64 | - | - | 74 | -15.36 | 147 | 313 | V |
| 3 | * 2.39 | 34.05 | RMS | 32.1 | -19.9 | 46.25 | 54 | -7.75 | - | - | 147 | 313 | V |
| 4 | * 2.39 | 34.5 | RMS | 32.1 | -19.9 | 46.7 | 54 | -7.3 | - | - | 147 | 313 | V |

* - indicates frequency in CFR47 Pt 15 / IC RSS-Restricted Band
 Pk - Peak detector
 RMS - RMS detection

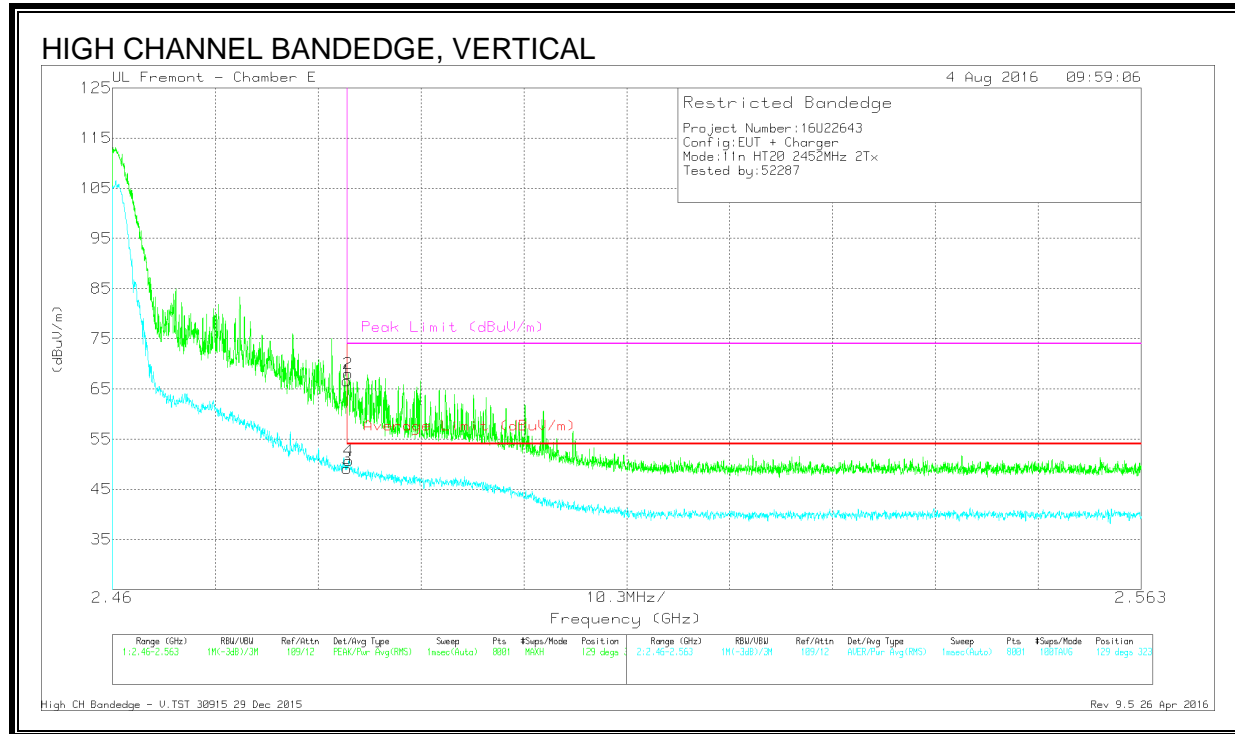
AUTHORIZED BANDEGE (HIGH CHANNEL, CH 9)



DATA

| Marker | Frequency (GHz) | Meter Reading (dBuV) | Det | AF T711 (dB/m) | Amp/Cb/Fltr/Par d (dB) | Corrected Reading (dBuV/m) | Average Limit (dBuV/m) | Margin (dB) | Peak Limit (dBuV/m) | PK Margin (dB) | Azimuth (Degs) | Height (cm) | Polarity |
|--------|-----------------|----------------------|-----|----------------|------------------------|----------------------------|------------------------|-------------|---------------------|----------------|----------------|-------------|----------|
| 1 | * 2.484 | 44.21 | Pk | 32.3 | -20 | 56.51 | - | - | 74 | -17.49 | 208 | 369 | H |
| 2 | * 2.484 | 47.25 | Pk | 32.3 | -20 | 59.55 | - | - | 74 | -14.45 | 208 | 369 | H |
| 3 | * 2.484 | 31.09 | RMS | 32.3 | -20 | 43.39 | 54 | -10.61 | - | - | 208 | 369 | H |
| 4 | * 2.484 | 32.49 | RMS | 32.3 | -20 | 44.79 | 54 | -9.21 | - | - | 208 | 369 | H |

* - indicates frequency in CFR47 Pt 15 / IC RSS-Restricted Band
 Pk - Peak detector
 RMS - RMS detection

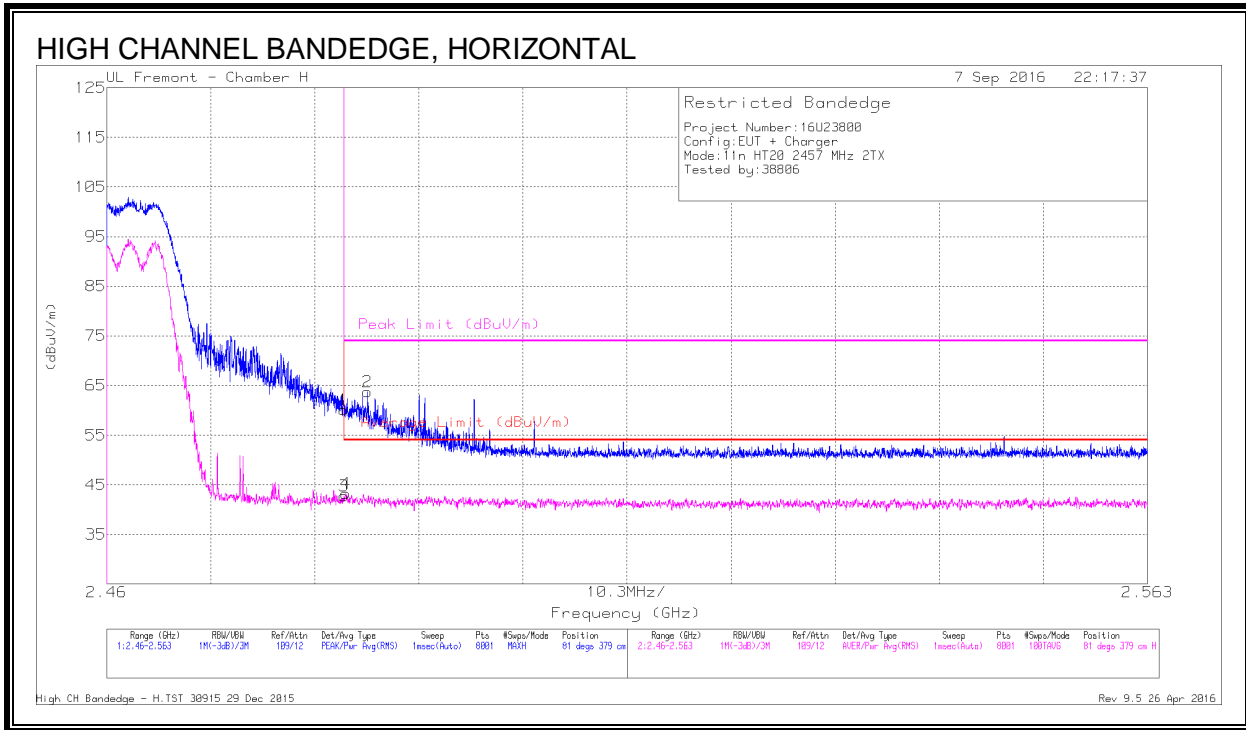


DATA

| Marker | Frequency (GHz) | Meter Reading (dBuV) | Det | AF T711 (dB/m) | Amp/Cb/Filtr/Psd (dB) | Corrected Reading (dBuV/m) | Average Limit (dBuV/m) | Margin (dB) | Peak Limit (dBuV/m) | PK Margin (dB) | Azimuth (Degs) | Height (cm) | Polarity |
|--------|-----------------|----------------------|-----|----------------|-----------------------|----------------------------|------------------------|-------------|---------------------|----------------|----------------|-------------|----------|
| 1 | * 2.484 | 54.29 | Pk | 32.3 | -20 | 66.59 | - | - | 74 | -7.41 | 129 | 323 | V |
| 2 | * 2.484 | 55.73 | Pk | 32.3 | -20 | 68.03 | - | - | 74 | -5.97 | 129 | 323 | V |
| 3 | * 2.484 | 36.85 | RMS | 32.3 | -20 | 49.15 | 54 | -4.85 | - | - | 129 | 323 | V |
| 4 | * 2.484 | 38.39 | RMS | 32.3 | -20 | 50.69 | 54 | -3.31 | - | - | 129 | 323 | V |

* - indicates frequency in CFR47 Pt 15 / IC RSS-Restricted Band
 Pk - Peak detector
 RMS - RMS detection

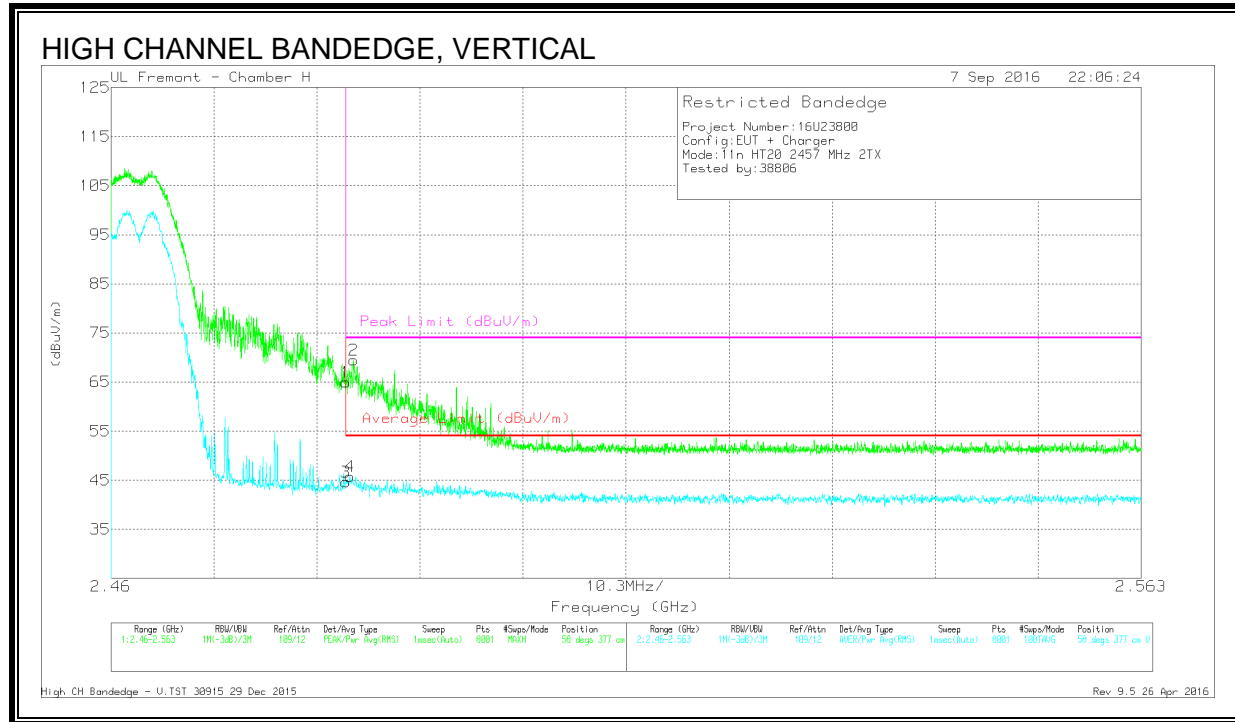
AUTHORIZED BANDEDGE (HIGH CHANNEL, CH 10)



DATA

| Marker | Frequency (GHz) | Meter Reading (dBuV) | Det | AF T120 (dB/m) | Amp/Cbl/Fitr /Pad (dB) | Corrected Reading (dBuV/m) | Average Limit (dBuV/m) | Margin (dB) | Peak Limit (dBuV/m) | PK Margin (dB) | Azimuth (Degs) | Height (cm) | Polarity |
|--------|-----------------|----------------------|-----|----------------|------------------------|----------------------------|------------------------|-------------|---------------------|----------------|----------------|-------------|----------|
| 1 | * 2.484 | 47.48 | Pk | 32.2 | -19.5 | 60.18 | - | - | 74 | -13.82 | 81 | 379 | H |
| 2 | * 2.486 | 51.01 | Pk | 32.2 | -19.5 | 63.71 | - | - | 74 | -10.29 | 81 | 379 | H |
| 3 | * 2.484 | 30.03 | RMS | 32.2 | -19.5 | 42.73 | 54 | -11.27 | - | - | 81 | 379 | H |
| 4 | * 2.484 | 30.57 | RMS | 32.2 | -19.5 | 43.27 | 54 | -10.73 | - | - | 81 | 379 | H |

* - indicates frequency in CFR47 Pt 15 / IC RSS-Restricted Band
 Pk - Peak detector
 RMS - RMS detection



DATA

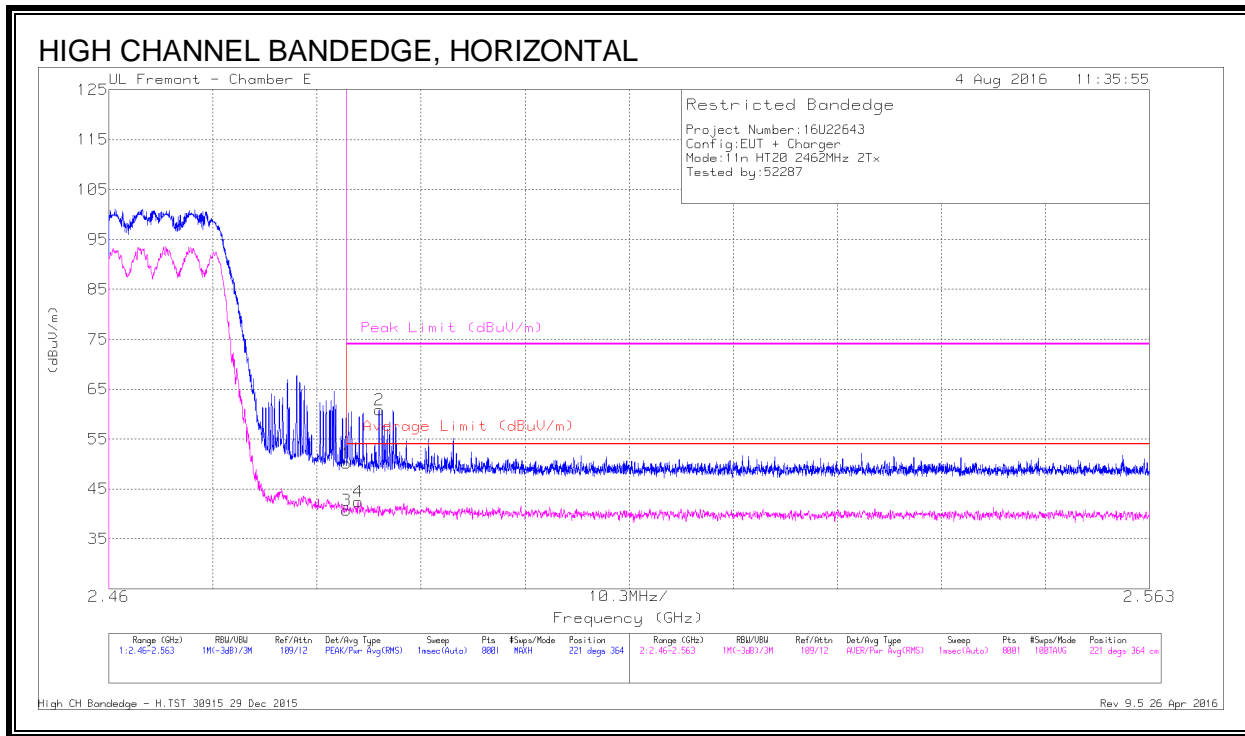
| Marker | Frequency (GHz) | Meter Reading (dBuV) | Det | AF T120 (dB/m) | Amp/Cbl/Filtr/Pad (dB) | Corrected Reading (dBuV/m) | Average Limit (dBuV/m) | Margin (dB) | Peak Limit (dBuV/m) | PK Margin (dB) | Azimuth (Degs) | Height (cm) | Polarity |
|--------|-----------------|----------------------|-----|----------------|------------------------|----------------------------|------------------------|-------------|---------------------|----------------|----------------|-------------|----------|
| 1 | * 2.484 | 52.3 | Pk | 32.2 | -19.5 | 65 | - | - | 74 | -9 | 58 | 377 | V |
| 2 | * 2.484 | 56.83 | Pk | 32.2 | -19.5 | 69.53 | - | - | 74 | -4.47 | 58 | 377 | V |
| 3 | * 2.484 | 31.98 | RMS | 32.2 | -19.5 | 44.68 | 54 | -9.32 | - | - | 58 | 377 | V |
| 4 | * 2.484 | 33.12 | RMS | 32.2 | -19.5 | 45.82 | 54 | -8.18 | - | - | 58 | 377 | V |

* - indicates frequency in CFR47 Pt 15 / IC RSS-Restricted Band

Pk - Peak detector

RMS - RMS detection

AUTHORIZED BANDEGE (HIGH CHANNEL, CH 11)



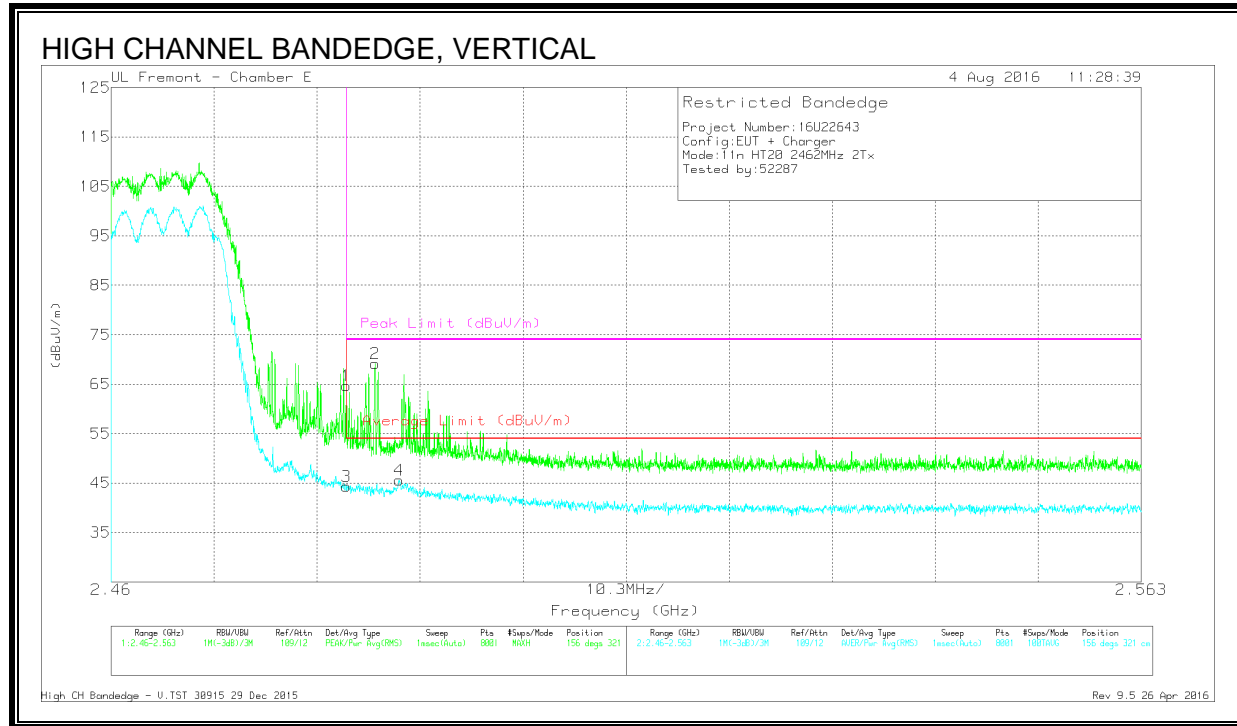
DATA

| Marker | Frequency (GHz) | Meter Reading (dBuV) | Det | AF T711 (dB/m) | Amp/Cb/Fitr/Pad (dB) | Corrected Reading (dBuV/m) | Average Limit (dBuV/m) | Margin (dB) | Peak Limit (dBuV/m) | PK Margin (dB) | Azimuth (Degs) | Height (cm) | Polarity |
|--------|-----------------|----------------------|-----|----------------|----------------------|----------------------------|------------------------|-------------|---------------------|----------------|----------------|-------------|----------|
| 1 | * 2.484 | 37.87 | Pk | 32.3 | -20 | 50.17 | - | - | 74 | -23.83 | 221 | 364 | H |
| 3 | * 2.484 | 28.4 | RMS | 32.3 | -20 | 40.7 | 54 | -13.3 | - | - | 221 | 364 | H |
| 4 | * 2.485 | 30.15 | RMS | 32.3 | -20 | 42.45 | 54 | -11.55 | - | - | 221 | 364 | H |
| 2 | * 2.487 | 48.64 | Pk | 32.3 | -20.1 | 60.84 | - | - | 74 | -13.16 | 221 | 364 | H |

* - indicates frequency in CFR47 Pt 15 / IC RSS-Restricted Band

Pk - Peak detector

RMS - RMS detection

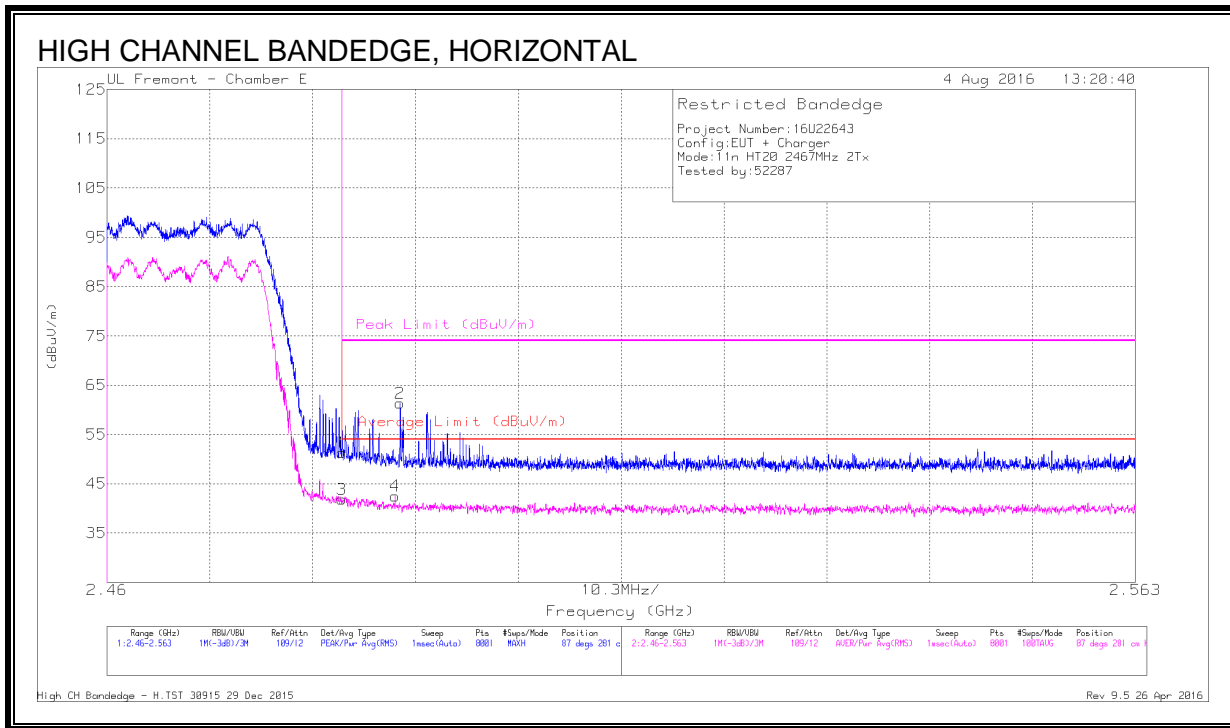


DATA

| Marker | Frequency (GHz) | Meter Reading (dBuV) | Det | AF T711 (dB/m) | Amp/Cb/Fltr/Par d (dB) | Corrected Reading (dBuV/m) | Average Limit (dBuV/m) | Margin (dB) | Peak Limit (dBuV/m) | PK Margin (dB) | Azimuth (Degs) | Height (cm) | Polarity |
|--------|-----------------|----------------------|-----|----------------|------------------------|----------------------------|------------------------|-------------|---------------------|----------------|----------------|-------------|----------|
| 1 | * 2.484 | 52.45 | Pk | 32.3 | -20 | 64.75 | - | - | 74 | -9.25 | 156 | 321 | V |
| 2 | * 2.486 | 57 | Pk | 32.3 | -20.1 | 69.2 | - | - | 74 | -4.8 | 156 | 321 | V |
| 3 | * 2.484 | 32.02 | RMS | 32.3 | -20 | 44.32 | 54 | -9.68 | - | - | 156 | 321 | V |
| 4 | * 2.489 | 33.4 | RMS | 32.3 | -20.1 | 45.6 | 54 | -8.4 | - | - | 156 | 321 | V |

* - indicates frequency in CFR47 Pt 15 / IC RSS-Restricted Band
 Pk - Peak detector
 RMS - RMS detection

AUTHORIZED BANDEGE (HIGH CHANNEL, CH 12)



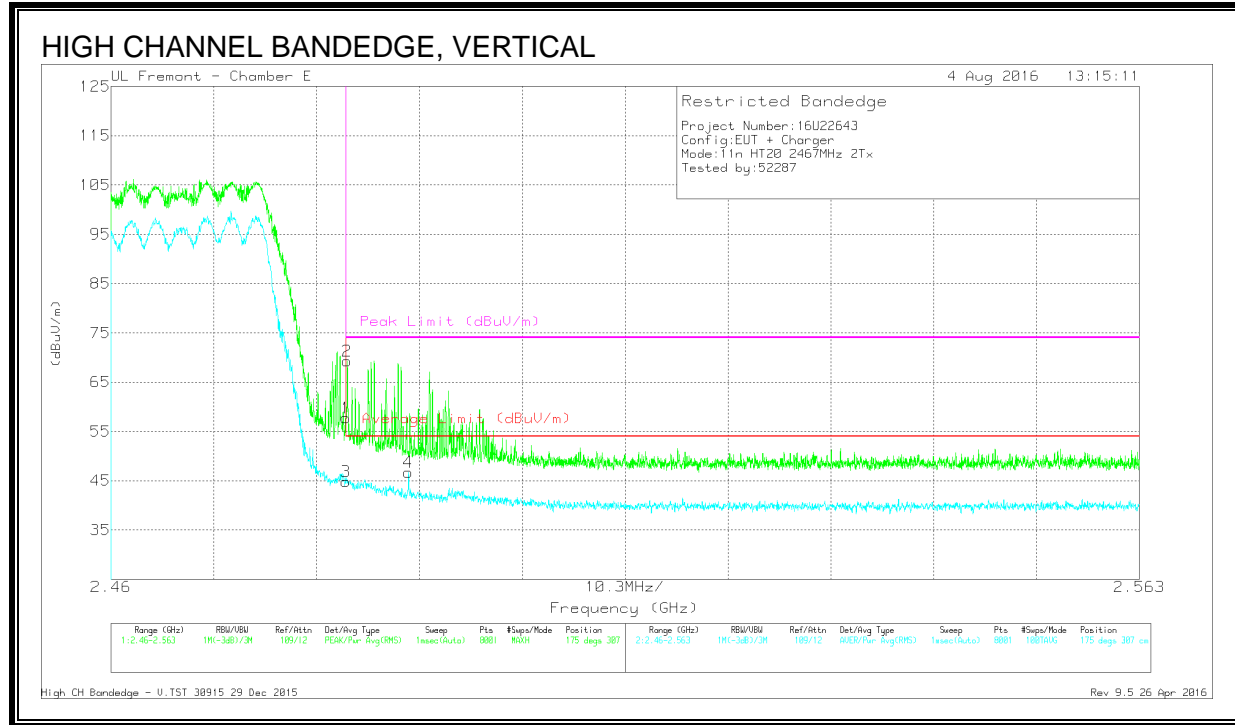
DATA

| Marker | Frequency (GHz) | Meter Reading (dBuV) | Det | AF T711 (dB/m) | Amp/Cbi/Fitr/Pad (dB) | Corrected Reading (dBuV/m) | Average Limit (dBuV/m) | Margin (dB) | Peak Limit (dBuV/m) | PK Margin (dB) | Azimuth (Degs) | Height (cm) | Polarity |
|--------|-----------------|----------------------|-----|----------------|-----------------------|----------------------------|------------------------|-------------|---------------------|----------------|----------------|-------------|----------|
| 1 | * 2.484 | 38.93 | Pk | 32.3 | -20 | 51.23 | - | - | 74 | -22.77 | 87 | 281 | H |
| 3 | * 2.484 | 29.51 | RMS | 32.3 | -20 | 41.81 | 54 | -12.19 | - | - | 87 | 281 | H |
| 2 | * 2.489 | 49.17 | Pk | 32.3 | -20.1 | 61.37 | - | - | 74 | -12.63 | 87 | 281 | H |
| 4 | * 2.489 | 30.33 | RMS | 32.3 | -20.1 | 42.53 | 54 | -11.47 | - | - | 87 | 281 | H |

* - indicates frequency in CFR47 Pt 15 / IC RSS-Restricted Band

Pk - Peak detector

RMS - RMS detection



DATA

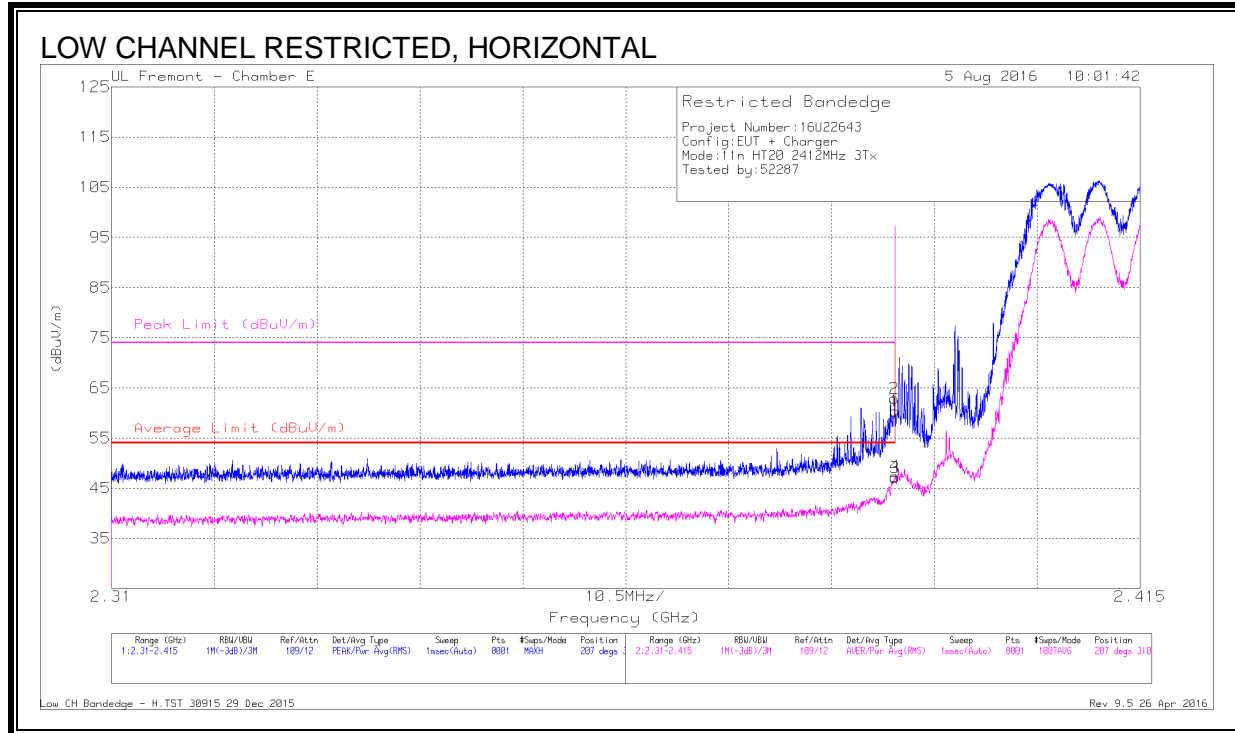
| Marker | Frequency (GHz) | Meter Reading (dBuV) | Det | AF T711 (dB/m) | Amp/Cb/Fltr/Pad (dB) | Corrected Reading (dBuV/m) | Average Limit (dBuV/m) | Margin (dB) | Peak Limit (dBuV/m) | PK Margin (dB) | Azimuth (Degs) | Height (cm) | Polarity |
|--------|-----------------|----------------------|-----|----------------|----------------------|----------------------------|------------------------|-------------|---------------------|----------------|----------------|-------------|----------|
| 1 | * 2.484 | 45.39 | Pk | 32.3 | -20 | 57.69 | - | - | 74 | -16.31 | 175 | 307 | V |
| 2 | * 2.484 | 57.02 | Pk | 32.3 | -20 | 69.32 | - | - | 74 | -4.68 | 175 | 307 | V |
| 3 | * 2.484 | 32.48 | RMS | 32.3 | -20 | 44.78 | 54 | -9.22 | - | - | 175 | 307 | V |
| 4 | * 2.49 | 34.55 | RMS | 32.3 | -20.1 | 46.75 | 54 | -7.25 | - | - | 175 | 307 | V |

* - indicates frequency in CFR47 Pt 15 / IC RSS-Restricted Band
 Pk - Peak detector
 RMS - RMS detection

9.15. 802.11n HT20 3Tx CDD MODE IN THE 2.4 GHz BAND

9.15.1. RESTRICTED BANDEDGE

RESTRICTED BANDEDGE (LOW CHANNEL, CH 1)



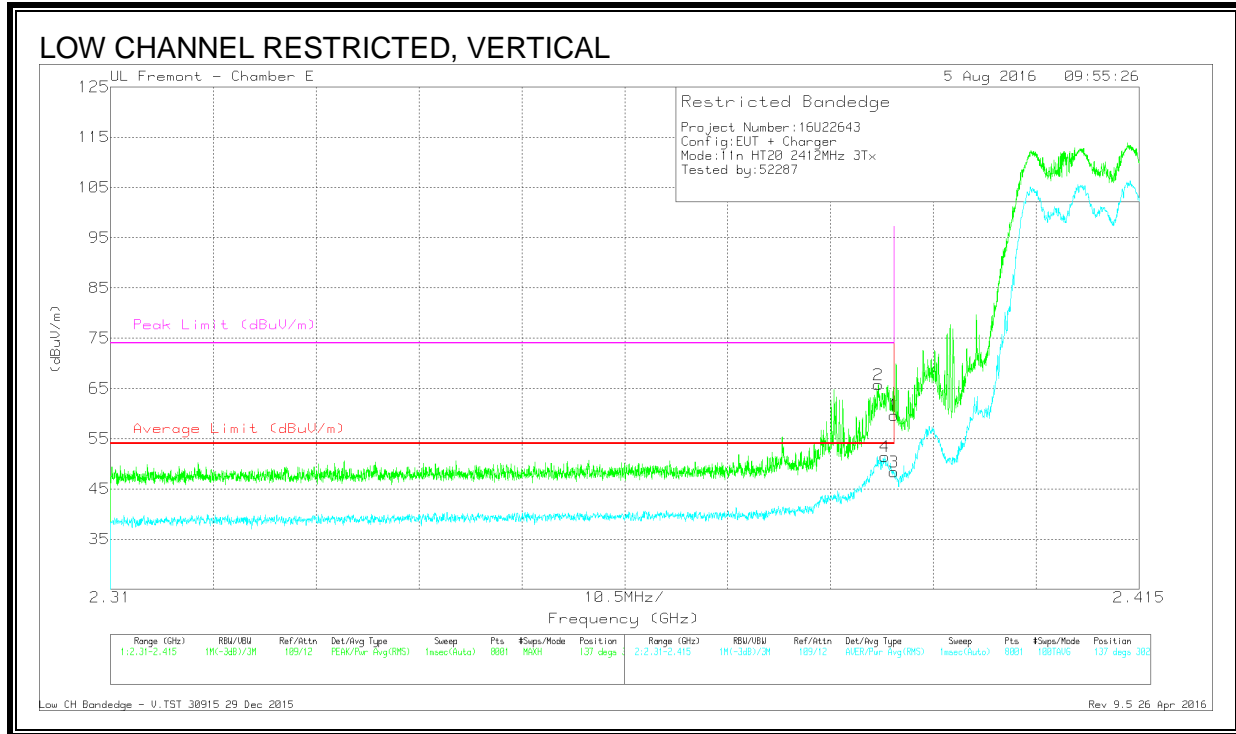
DATA

| Marker | Frequency (GHz) | Meter Reading (dBuV) | Det | AFT711 (dB/m) | Amp/Cb/Filtr/Pad (dB) | Corrected Reading (dBuV/m) | Average Limit (dBuV/m) | Margin (dB) | Peak Limit (dBuV/m) | PK Margin (dB) | Azimuth (Degs) | Height (cm) | Polarity |
|--------|-----------------|----------------------|-----|---------------|-----------------------|----------------------------|------------------------|-------------|---------------------|----------------|----------------|-------------|----------|
| 1 | * 2.39 | 48.19 | Pk | 32.1 | -19.9 | 60.39 | - | - | 74 | -13.61 | 207 | 310 | H |
| 2 | * 2.39 | 50.71 | Pk | 32.1 | -19.9 | 62.91 | - | - | 74 | -11.09 | 207 | 310 | H |
| 3 | * 2.39 | 34.95 | RMS | 32.1 | -19.9 | 47.15 | 54 | -6.85 | - | - | 207 | 310 | H |
| 4 | * 2.39 | 35.14 | RMS | 32.1 | -19.9 | 47.34 | 54 | -6.66 | - | - | 207 | 310 | H |

* - indicates frequency in CFR47 Pt 15 / IC RSS-Restricted Band

Pk - Peak detector

RMS - RMS detection

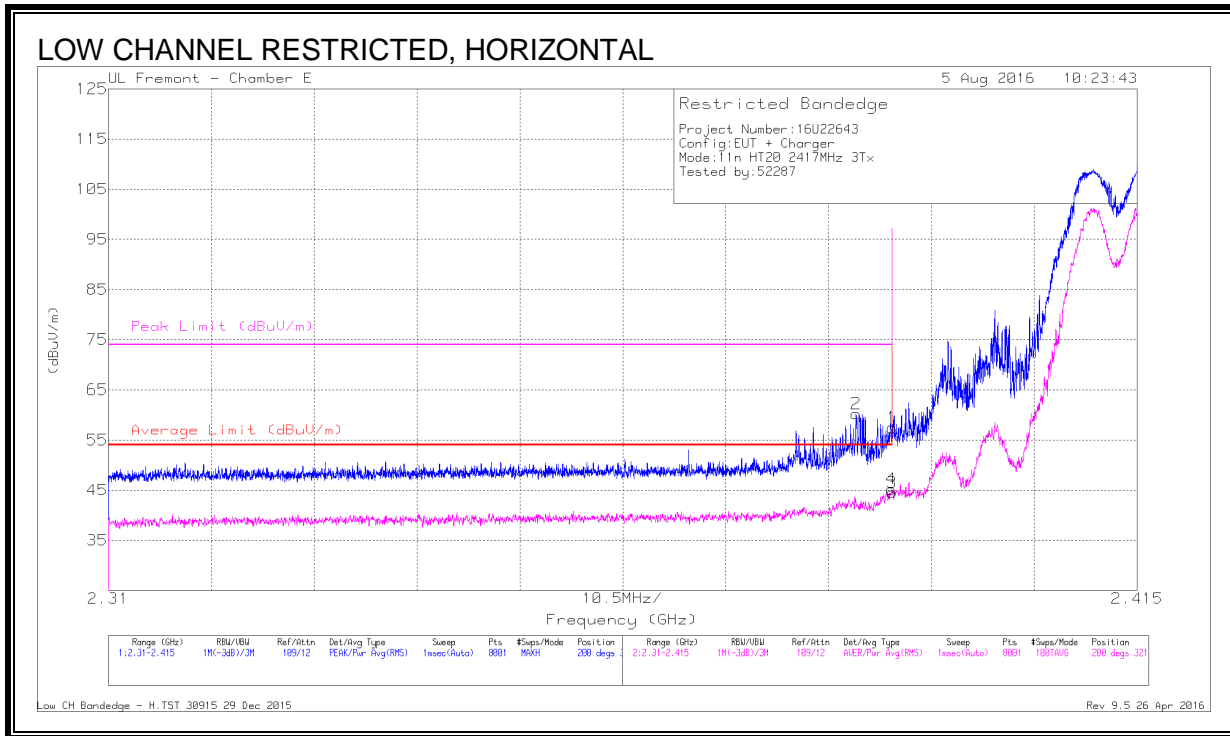


DATA

| Marker | Frequency (GHz) | Meter Reading (dBuV) | Det | AF T711 (dB/m) | Amp/Cbl/Filtr/Pad (dB) | Corrected Reading (dBuV/m) | Average Limit (dBuV/m) | Margin (dB) | Peak Limit (dBuV/m) | PK Margin (dB) | Azimuth (Degs) | Height (cm) | Polarity |
|--------|-----------------|----------------------|-----|----------------|------------------------|----------------------------|------------------------|-------------|---------------------|----------------|----------------|-------------|----------|
| 1 | * 2.39 | 47.45 | Pk | 32.1 | -19.9 | 59.65 | - | - | 74 | -14.35 | 137 | 302 | V |
| 2 | * 2.388 | 53.51 | Pk | 32.1 | -19.9 | 65.71 | - | - | 74 | -8.29 | 137 | 302 | V |
| 3 | * 2.39 | 36.18 | RMS | 32.1 | -19.9 | 48.38 | 54 | -5.62 | - | - | 137 | 302 | V |
| 4 | * 2.389 | 39.22 | RMS | 32.1 | -19.9 | 51.42 | 54 | -2.58 | - | - | 137 | 302 | V |

* - indicates frequency in CFR47 Pt 15 / IC RSS-Restricted Band
 Pk - Peak detector
 RMS - RMS detection

RESTRICTED BANDEGE (LOW CHANNEL, CH 2)



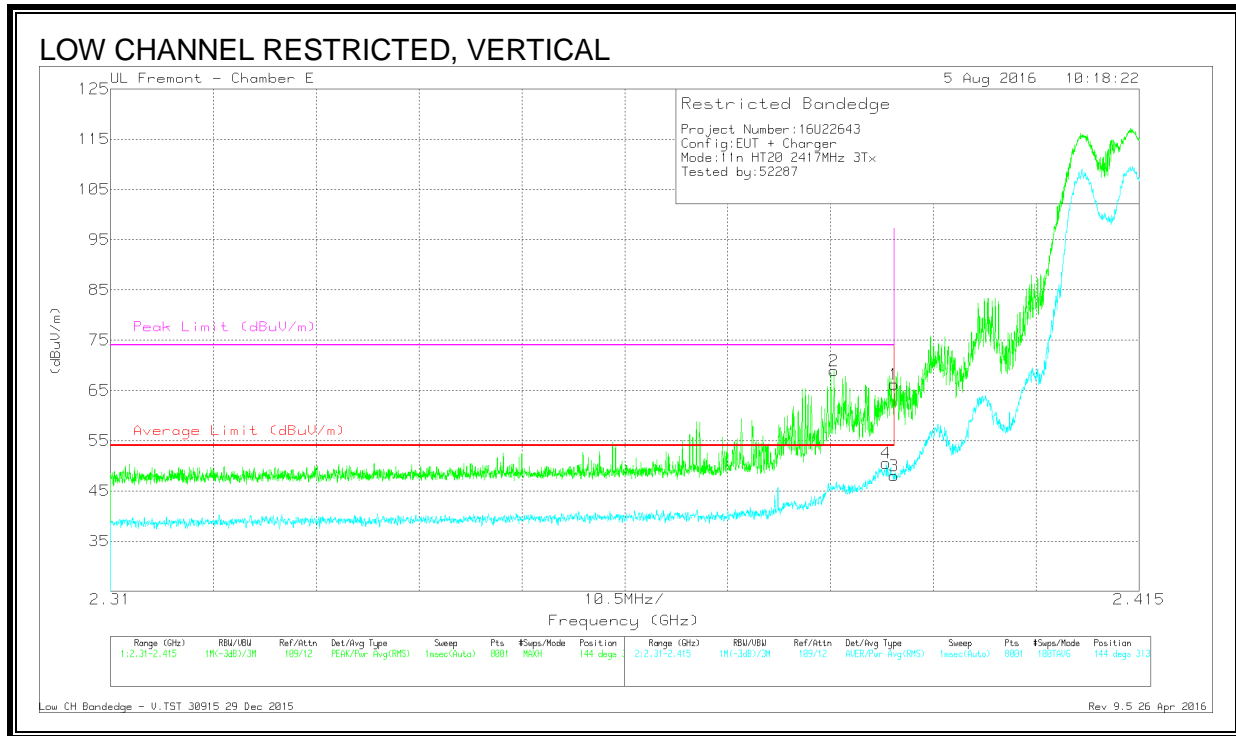
DATA

| Marker | Frequency (GHz) | Meter Reading (dBuV) | Det | AF T711 (dB/m) | Amp/Cbl/Filtr/Pad (dB) | Corrected Reading (dBuV/m) | Average Limit (dBuV/m) | Margin (dB) | Peak Limit (dBuV/m) | PK Margin (dB) | Azimuth (Degs) | Height (cm) | Polarity |
|--------|-----------------|----------------------|-----|----------------|------------------------|----------------------------|------------------------|-------------|---------------------|----------------|----------------|-------------|----------|
| 1 | * 2.39 | 45.28 | Pk | 32.1 | -19.9 | 57.48 | - | - | 74 | -16.52 | 200 | 321 | H |
| 2 | * 2.386 | 48.06 | Pk | 32.1 | -19.9 | 60.26 | - | - | 74 | -13.74 | 200 | 321 | H |
| 3 | * 2.39 | 32.35 | RMS | 32.1 | -19.9 | 44.55 | 54 | -9.45 | - | - | 200 | 321 | H |
| 4 | * 2.39 | 33.05 | RMS | 32.1 | -19.9 | 45.25 | 54 | -8.75 | - | - | 200 | 321 | H |

* - indicates frequency in CFR47 Pt 15 / IC RSS-Restricted Band

Pk - Peak detector

RMS - RMS detection

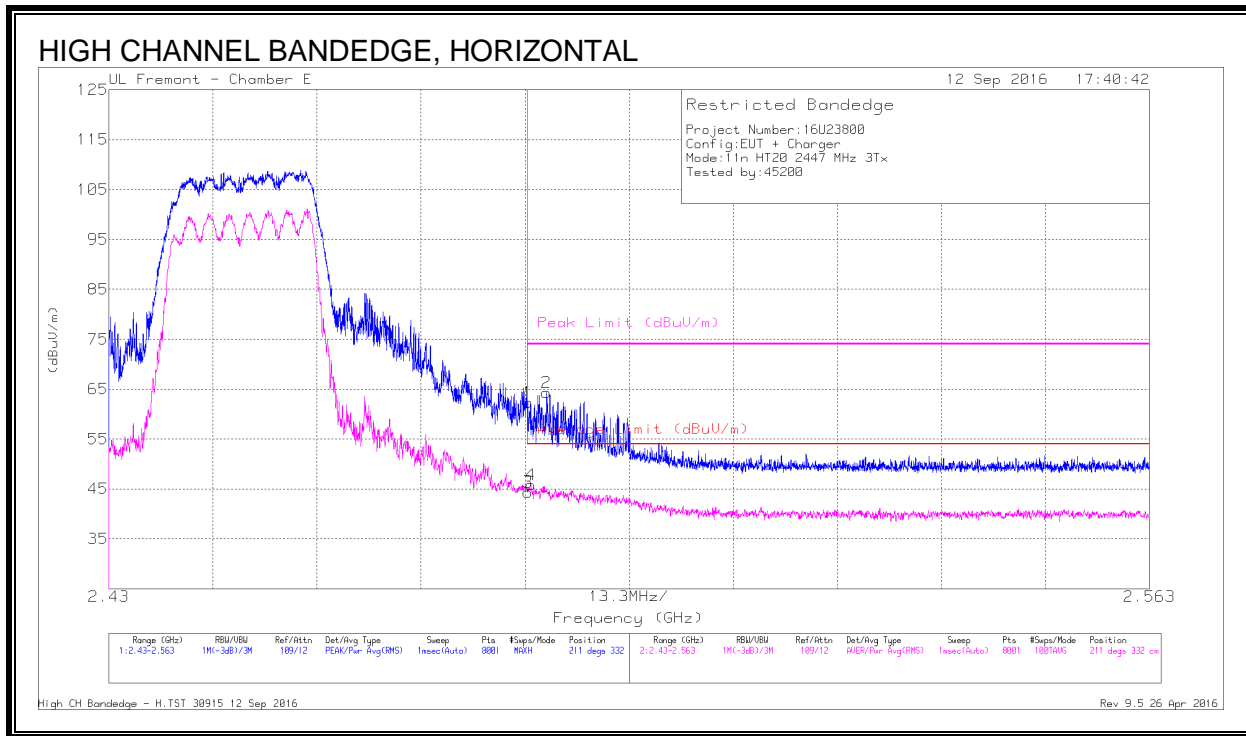


DATA

| Marker | Frequency (GHz) | Meter Reading (dBuV) | Det | AF T711 (dB/m) | Amp/Cbl/Filtr/Pad (dB) | Corrected Reading (dBuV/m) | Average Limit (dBuV/m) | Margin (dB) | Peak Limit (dBuV/m) | PK Margin (dB) | Azimuth (Degs) | Height (cm) | Polarity |
|--------|-----------------|----------------------|-----|----------------|------------------------|----------------------------|------------------------|-------------|---------------------|----------------|----------------|-------------|----------|
| 1 | * 2.39 | 54.02 | Pk | 32.1 | -19.9 | 66.22 | - | - | 74 | -7.78 | 144 | 313 | V |
| 2 | * 2.384 | 56.7 | Pk | 32.1 | -19.9 | 68.9 | - | - | 74 | -5.1 | 144 | 313 | V |
| 3 | * 2.39 | 35.79 | RMS | 32.1 | -19.9 | 47.99 | 54 | -6.01 | - | - | 144 | 313 | V |
| 4 | * 2.389 | 38.33 | RMS | 32.1 | -19.9 | 50.53 | 54 | -3.47 | - | - | 144 | 313 | V |

* - indicates frequency in CFR47 Pt 15 / IC RSS-Restricted Band
 Pk - Peak detector
 RMS - RMS detection

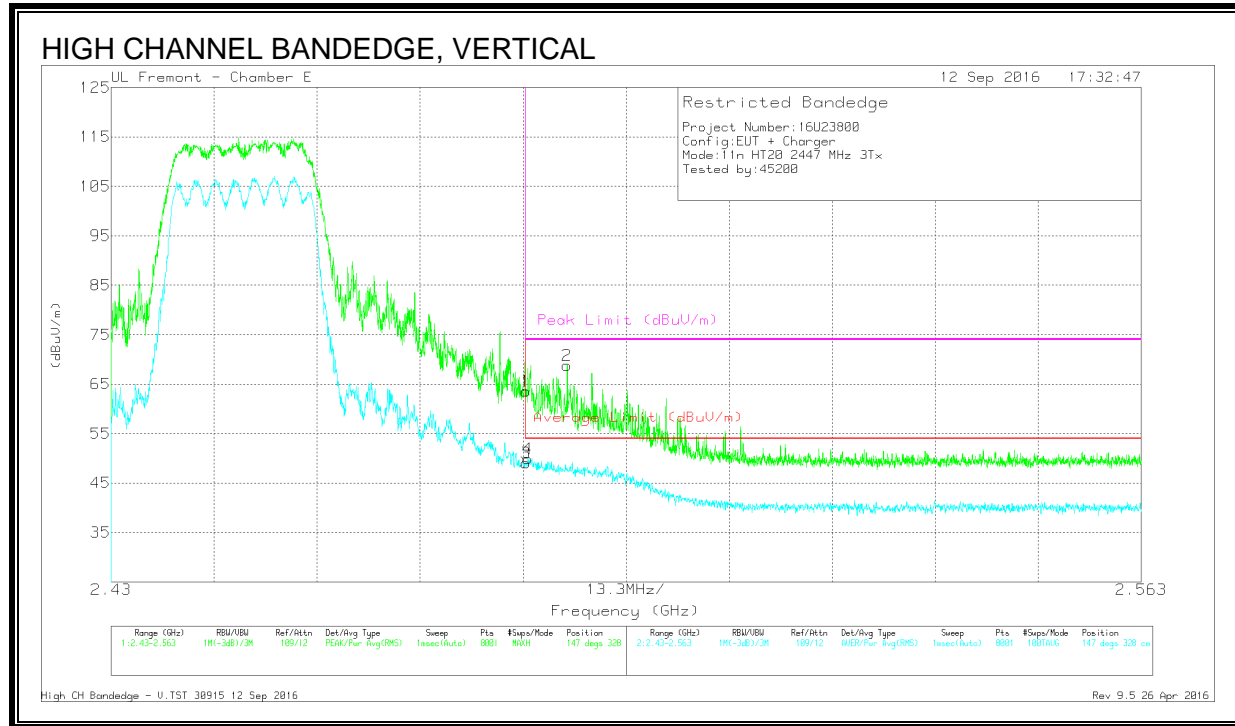
AUTHORIZED BANDEDGE (HIGH CHANNEL, CH 8)



DATA

| Marker | Frequency (GHz) | Meter Reading (dBuV) | Det | AF T711 (dB/m) | Amp/Cbl/Filtr/Pad (dB) | Corrected Reading (dBuV/m) | Average Limit (dBuV/m) | Margin (dB) | Peak Limit (dBuV/m) | PK Margin (dB) | Azimuth (Degs) | Height (cm) | Polarity |
|--------|-----------------|----------------------|-----|----------------|------------------------|----------------------------|------------------------|-------------|---------------------|----------------|----------------|-------------|----------|
| 1 | * 2.484 | 49.99 | Pk | 32.3 | -20 | 62.29 | - | - | 74 | -11.71 | 211 | 332 | H |
| 2 | * 2.486 | 52.16 | Pk | 32.3 | -20.1 | 64.36 | - | - | 74 | -9.64 | 211 | 332 | H |
| 3 | * 2.484 | 32.09 | RMS | 32.3 | -20 | 44.39 | 54 | -9.61 | - | - | 211 | 332 | H |
| 4 | * 2.484 | 33.47 | RMS | 32.3 | -20 | 45.77 | 54 | -8.23 | - | - | 211 | 332 | H |

* - indicates frequency in CFR47 Pt 15 / IC RSS-Restricted Band
 Pk - Peak detector
 RMS - RMS detection

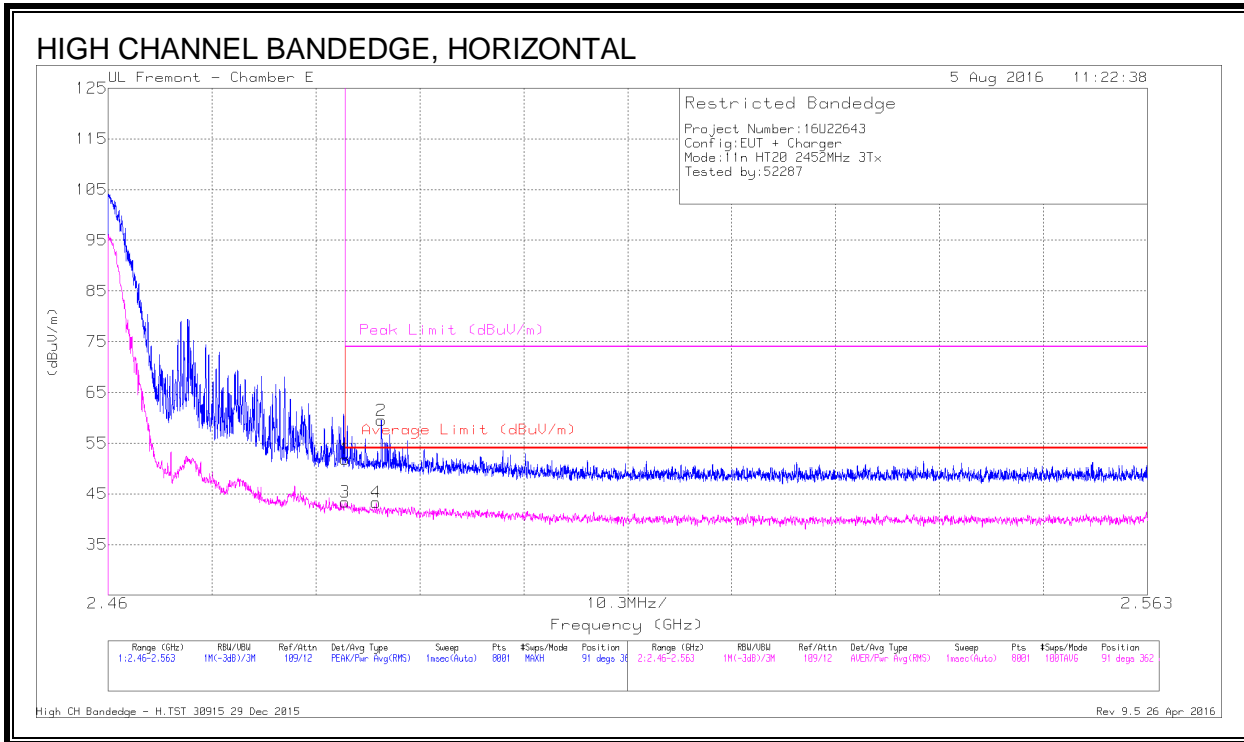


DATA

| Marker | Frequency (GHz) | Meter Reading (dBuV) | Det | AF T711 (dB/m) | Amp/Cbl/Filtr/Par d (dB) | Corrected Reading (dBuV/m) | Average Limit (dBuV/m) | Margin (dB) | Peak Limit (dBuV/m) | PK Margin (dB) | Azimuth (Degs) | Height (cm) | Polarity |
|--------|-----------------|----------------------|-----|----------------|--------------------------|----------------------------|------------------------|-------------|---------------------|----------------|----------------|-------------|----------|
| 1 | * 2.484 | 51.23 | Pk | 32.3 | -20 | 63.53 | - | - | 74 | -10.47 | 147 | 328 | V |
| 2 | * 2.489 | 56.59 | Pk | 32.3 | -20.1 | 68.79 | - | - | 74 | -5.21 | 147 | 328 | V |
| 3 | * 2.484 | 36.71 | RMS | 32.3 | -20 | 49.01 | 54 | -4.99 | - | - | 147 | 328 | V |
| 4 | * 2.484 | 37.63 | RMS | 32.3 | -20 | 49.93 | 54 | -4.07 | - | - | 147 | 328 | V |

* - indicates frequency in CFR47 Pt 15 / IC RSS-Restricted Band
 Pk - Peak detector
 RMS - RMS detection

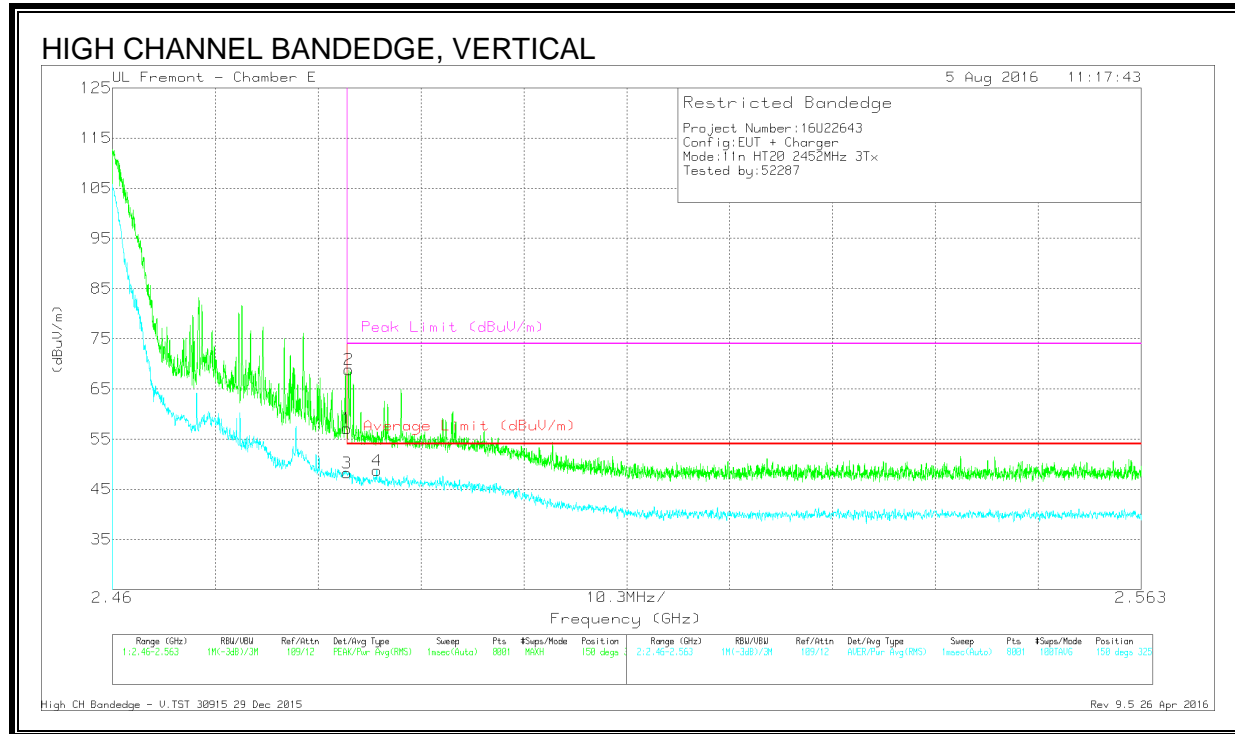
AUTHORIZED BANDEDGE (HIGH CHANNEL, CH 9)



DATA

| Marker | Frequency (GHz) | Meter Reading (dBuV) | Det | AF T711 (dB/m) | Amp/Cb/Ftr/Pad (dB) | Corrected Reading (dBuV/m) | Average Limit (dBuV/m) | Margin (dB) | Peak Limit (dBuV/m) | PK Margin (dB) | Azimuth (Degs) | Height (cm) | Polarity |
|--------|-----------------|----------------------|-----|----------------|---------------------|----------------------------|------------------------|-------------|---------------------|----------------|----------------|-------------|----------|
| 1 | * 2.484 | 39.55 | Pk | 32.3 | -20 | 51.85 | - | - | 74 | -22.15 | 91 | 362 | H |
| 3 | * 2.484 | 31.1 | RMS | 32.3 | -20 | 43.4 | 54 | -10.6 | - | - | 91 | 362 | H |
| 2 | * 2.487 | 47.26 | Pk | 32.3 | -20.1 | 59.46 | - | - | 74 | -14.54 | 91 | 362 | H |
| 4 | * 2.487 | 31.11 | RMS | 32.3 | -20.1 | 43.31 | 54 | -10.69 | - | - | 91 | 362 | H |

* - indicates frequency in CFR47 Pt 15 / IC RSS-Restricted Band
 Pk - Peak detector
 RMS - RMS detection

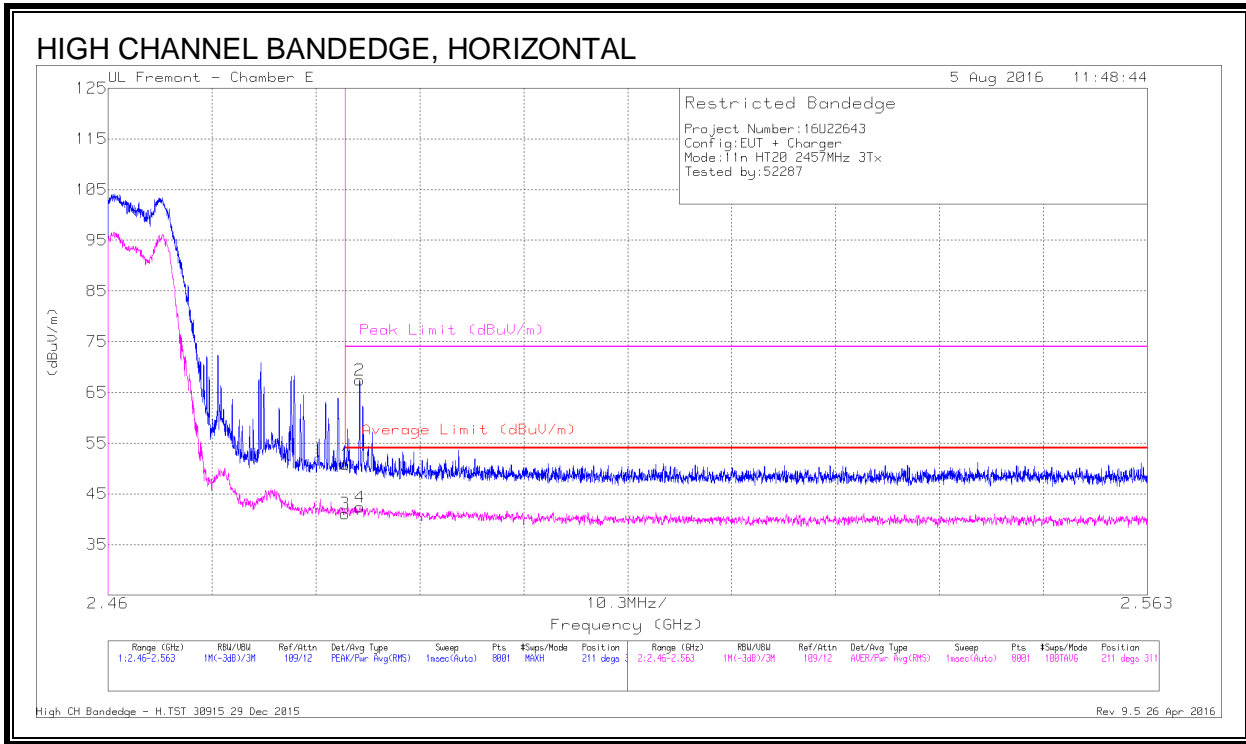


DATA

| Marker | Frequency (GHz) | Meter Reading (dBuV) | Det | AF T711 (dB/m) | Amp/Cbl/Filtr/Psd (dB) | Corrected Reading (dBuV/m) | Average Limit (dBuV/m) | Margin (dB) | Peak Limit (dBuV/m) | PK Margin (dB) | Azimuth (Degs) | Height (cm) | Polarity |
|--------|-----------------|----------------------|-----|----------------|------------------------|----------------------------|------------------------|-------------|---------------------|----------------|----------------|-------------|----------|
| 1 | * 2.484 | 44.82 | Pk | 32.3 | -20 | 57.12 | - | - | 74 | -16.88 | 150 | 325 | V |
| 2 | * 2.484 | 56.54 | Pk | 32.3 | -20 | 68.84 | - | - | 74 | -5.16 | 150 | 325 | V |
| 3 | * 2.484 | 35.95 | RMS | 32.3 | -20 | 48.25 | 54 | -5.75 | - | - | 150 | 325 | V |
| 4 | * 2.486 | 36.52 | RMS | 32.3 | -20.1 | 48.72 | 54 | -5.28 | - | - | 150 | 325 | V |

* - indicates frequency in CFR47 Pt 15 / IC RSS-Restricted Band
 Pk - Peak detector
 RMS - RMS detection

AUTHORIZED BANDEDGE (HIGH CHANNEL, CH 10)



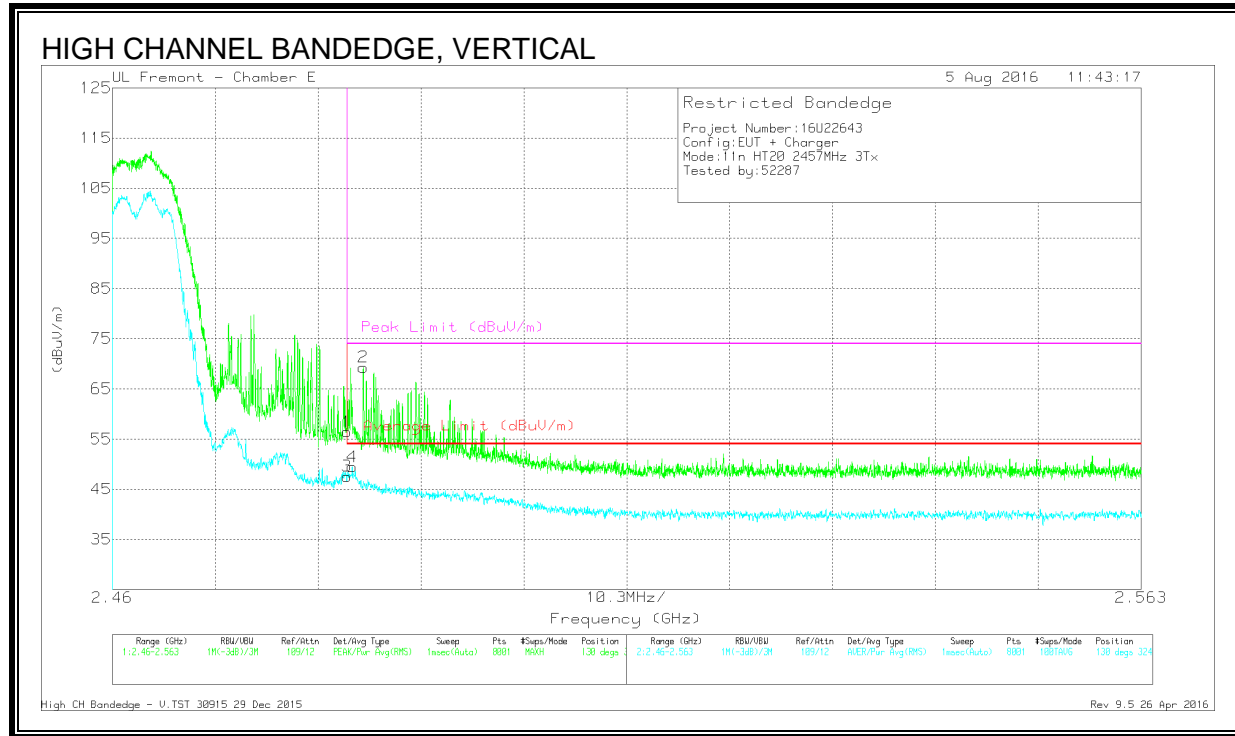
DATA

| Marker | Frequency (GHz) | Meter Reading (dBuV) | Det | AF T711 (dB/m) | Amp/Cb/Ftr/Pad (dB) | Corrected Reading (dBuV/m) | Average Limit (dBuV/m) | Margin (dB) | Peak Limit (dBuV/m) | PK Margin (dB) | Azimuth (Degs) | Height (cm) | Polarity |
|--------|-----------------|----------------------|-----|----------------|---------------------|----------------------------|------------------------|-------------|---------------------|----------------|----------------|-------------|----------|
| 1 | * 2.484 | 38.52 | Pk | 32.3 | -20 | 50.82 | - | - | 74 | -23.18 | 211 | 311 | H |
| 3 | * 2.484 | 28.77 | RMS | 32.3 | -20 | 41.07 | 54 | -12.93 | - | - | 211 | 311 | H |
| 2 | * 2.485 | 55.21 | Pk | 32.3 | -20.1 | 67.41 | - | - | 74 | -6.59 | 211 | 311 | H |
| 4 | * 2.485 | 30.19 | RMS | 32.3 | -20.1 | 42.39 | 54 | -11.61 | - | - | 211 | 311 | H |

* - indicates frequency in CFR47 Pt 15 / IC RSS-Restricted Band

Pk - Peak detector

RMS - RMS detection

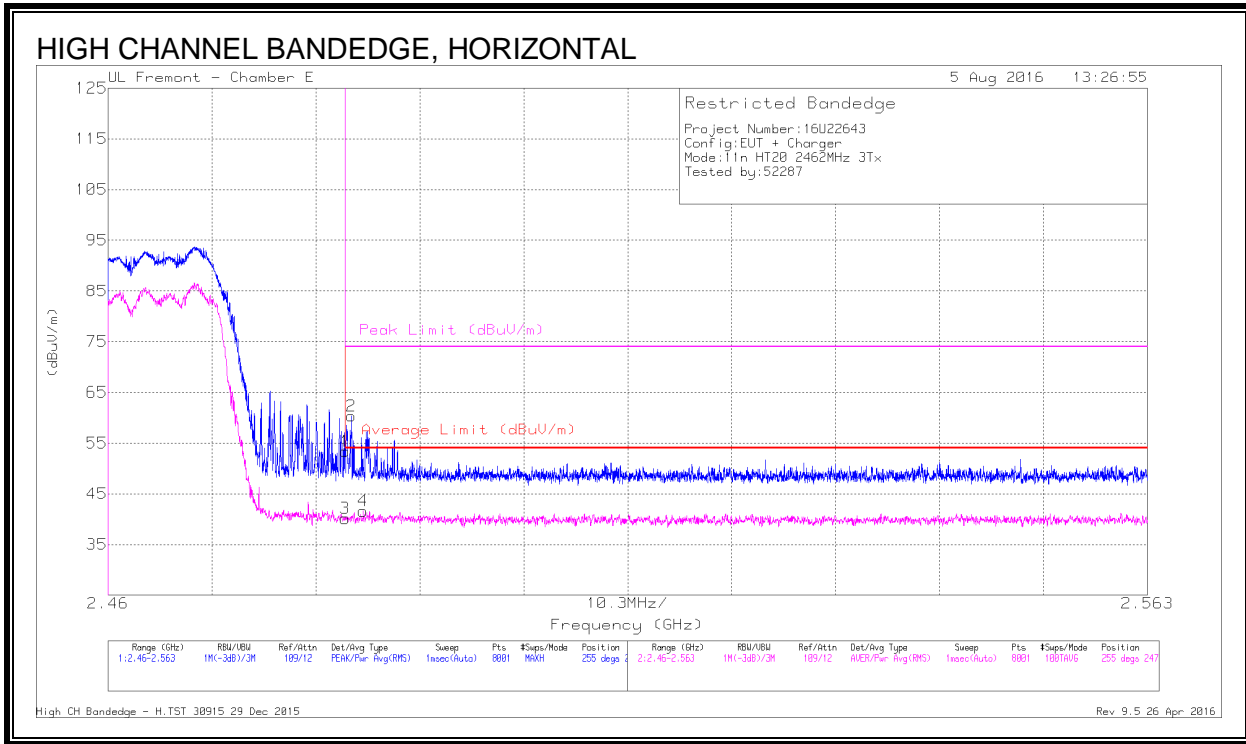


DATA

| Marker | Frequency (GHz) | Meter Reading (dBuV) | Det | AF T711 (dB/m) | Amp/Cbl/Filtr/Pad (dB) | Corrected Reading (dBuV/m) | Average Limit (dBuV/m) | Margin (dB) | Peak Limit (dBuV/m) | PK Margin (dB) | Azimuth (Degs) | Height (cm) | Polarity |
|--------|-----------------|----------------------|-----|----------------|------------------------|----------------------------|------------------------|-------------|---------------------|----------------|----------------|-------------|----------|
| 1 | * 2.484 | 44.12 | Pk | 32.3 | -20 | 56.42 | - | - | 74 | -17.58 | 130 | 324 | V |
| 3 | * 2.484 | 35.28 | RMS | 32.3 | -20 | 47.58 | 54 | -6.42 | - | - | 130 | 324 | V |
| 4 | * 2.484 | 37.17 | RMS | 32.3 | -20 | 49.47 | 54 | -4.53 | - | - | 130 | 324 | V |
| 2 | * 2.485 | 57.12 | Pk | 32.3 | -20.1 | 69.32 | - | - | 74 | -4.68 | 130 | 324 | V |

* - indicates frequency in CFR47 Pt 15 / IC RSS-Restricted Band
 Pk - Peak detector
 RMS - RMS detection

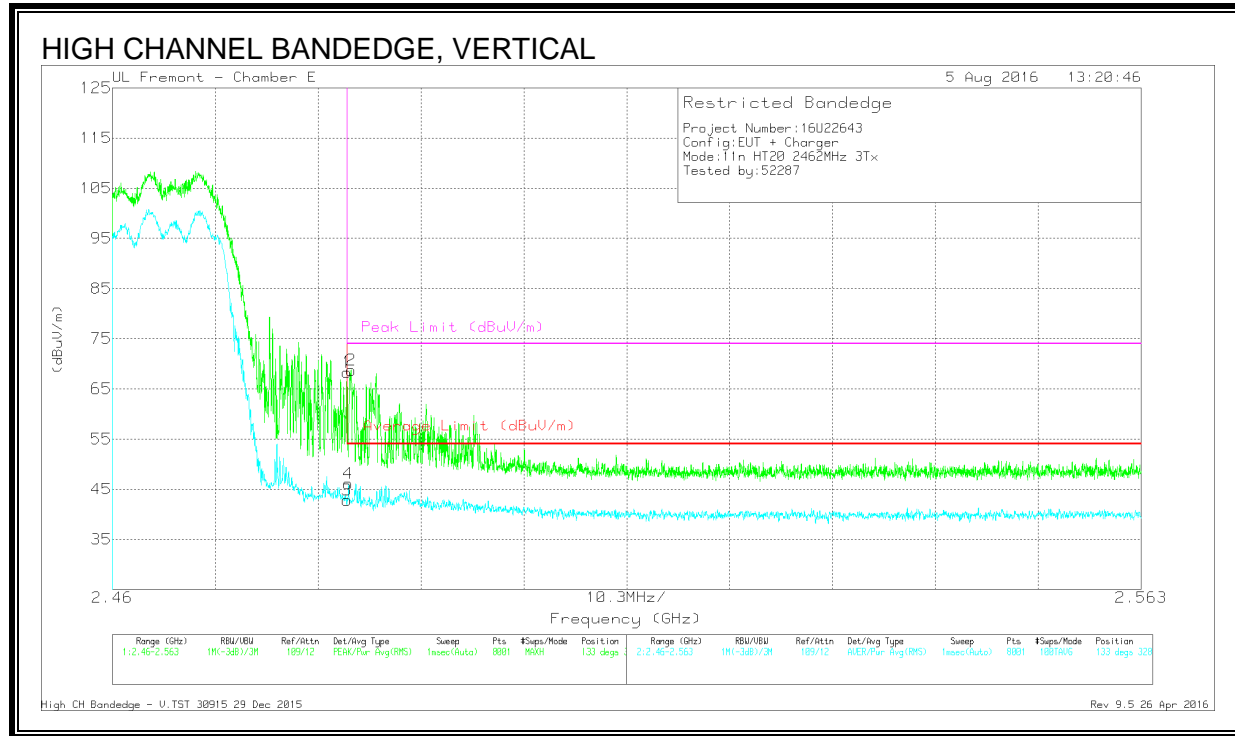
AUTHORIZED BANDEGE (HIGH CHANNEL, CH 11)



DATA

| Marker | Frequency (GHz) | Meter Reading (dBuV) | Det | AF T711 (dB/m) | Amp/Cb/Fltr/Pad (dB) | Corrected Reading (dBuV/m) | Average Limit (dBuV/m) | Margin (dB) | Peak Limit (dBuV/m) | PK Margin (dB) | Azimuth (Degs) | Height (cm) | Polarity |
|--------|-----------------|----------------------|-----|----------------|----------------------|----------------------------|------------------------|-------------|---------------------|----------------|----------------|-------------|----------|
| 1 | * 2.484 | 41.06 | Pk | 32.3 | -20 | 53.36 | - | - | 74 | -20.64 | 255 | 247 | H |
| 2 | * 2.484 | 48.05 | Pk | 32.3 | -20 | 60.35 | - | - | 74 | -13.65 | 255 | 247 | H |
| 3 | * 2.484 | 27.84 | RMS | 32.3 | -20 | 40.14 | 54 | -13.86 | - | - | 255 | 247 | H |
| 4 | * 2.485 | 29.41 | RMS | 32.3 | -20.1 | 41.61 | 54 | -12.39 | - | - | 255 | 247 | H |

* - indicates frequency in CFR47 Pt 15 / IC RSS-Restricted Band
 Pk - Peak detector
 RMS - RMS detection

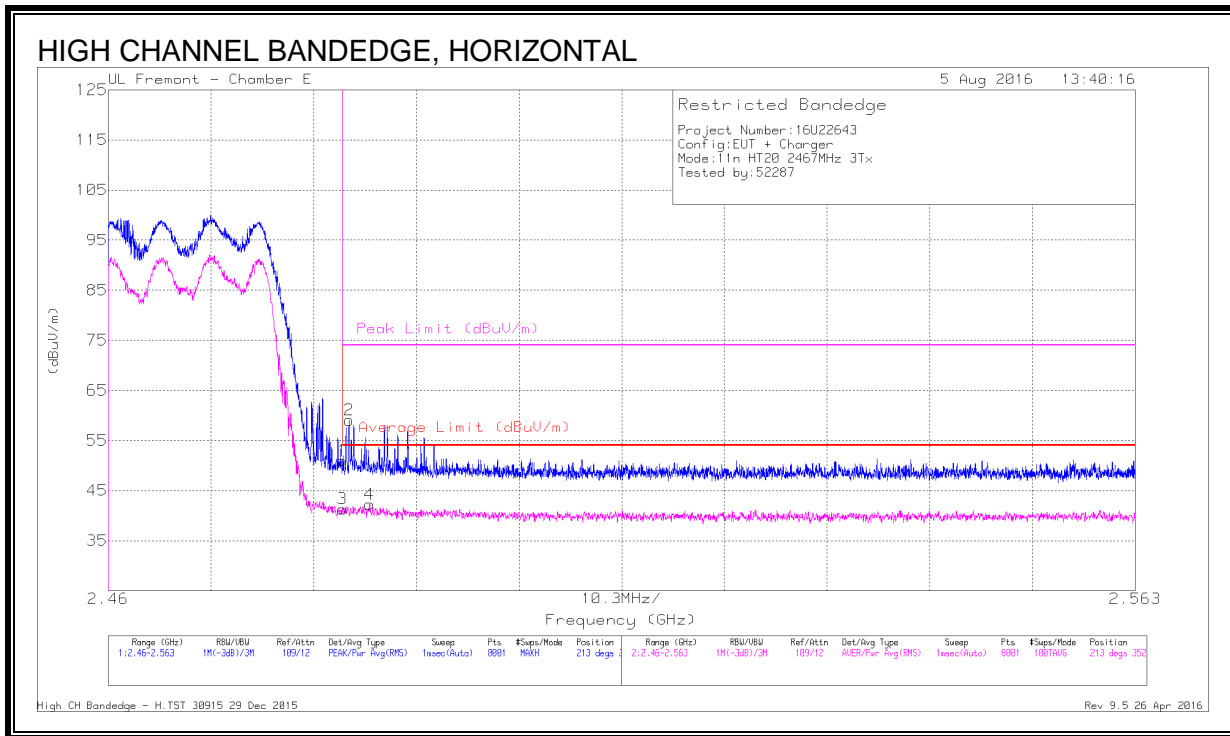


DATA

| Marker | Frequency (GHz) | Meter Reading (dBuV) | Det | AF T711 (dB/m) | Amp/Cb/Filtr/Pad (dB) | Corrected Reading (dBuV/m) | Average Limit (dBuV/m) | Margin (dB) | Peak Limit (dBuV/m) | PK Margin (dB) | Azimuth (Degs) | Height (cm) | Polarity |
|--------|-----------------|----------------------|-----|----------------|-----------------------|----------------------------|------------------------|-------------|---------------------|----------------|----------------|-------------|----------|
| 1 | * 2.484 | 56.02 | Pk | 32.3 | -20 | 68.32 | - | - | 74 | -5.68 | 133 | 328 | V |
| 2 | * 2.484 | 56.43 | Pk | 32.3 | -20 | 68.73 | - | - | 74 | -5.27 | 133 | 328 | V |
| 3 | * 2.484 | 30.53 | RMS | 32.3 | -20 | 42.83 | 54 | -11.17 | - | - | 133 | 328 | V |
| 4 | * 2.484 | 33.82 | RMS | 32.3 | -20 | 46.12 | 54 | -7.88 | - | - | 133 | 328 | V |

* - indicates frequency in CFR47 Pt 15 / IC RSS-Restricted Band
 Pk - Peak detector
 RMS - RMS detection

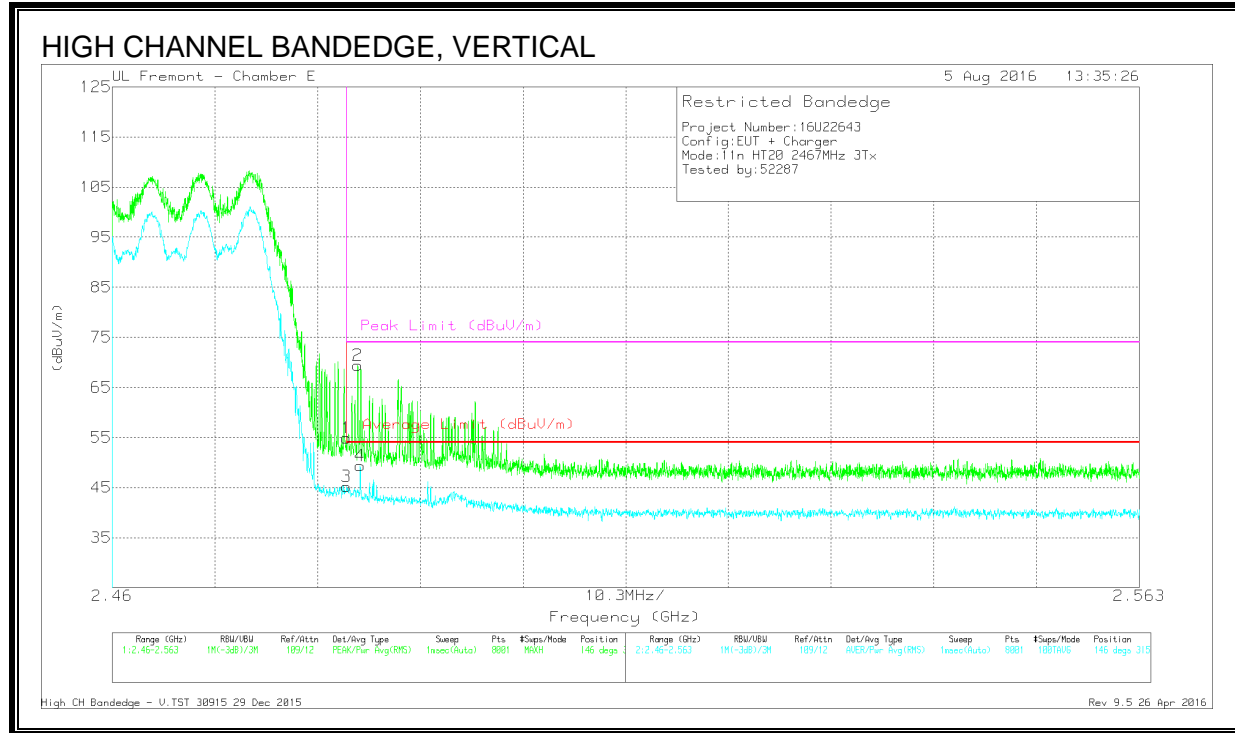
AUTHORIZED BANDEGE (HIGH CHANNEL, CH 12)



DATA

| Marker | Frequency (GHz) | Meter Reading (dBuV) | Det | AF T711 (dB/m) | Amp/Cb/Ftr/Pad (dB) | Corrected Reading (dBuV/m) | Average Limit (dBuV/m) | Margin (dB) | Peak Limit (dBuV/m) | PK Margin (dB) | Azimuth (Degs) | Height (cm) | Polarity |
|--------|-----------------|----------------------|-----|----------------|---------------------|----------------------------|------------------------|-------------|---------------------|----------------|----------------|-------------|----------|
| 1 | * 2.484 | 38.67 | Pk | 32.3 | -20 | 50.97 | - | - | 74 | -23.03 | 213 | 352 | H |
| 2 | * 2.484 | 46.77 | Pk | 32.3 | -20 | 59.07 | - | - | 74 | -14.93 | 213 | 352 | H |
| 3 | * 2.484 | 29.05 | RMS | 32.3 | -20 | 41.35 | 54 | -12.65 | - | - | 213 | 352 | H |
| 4 | * 2.486 | 30.06 | RMS | 32.3 | -20.1 | 42.26 | 54 | -11.74 | - | - | 213 | 352 | H |

* - indicates frequency in CFR47 Pt 15 / IC RSS-Restricted Band
 Pk - Peak detector
 RMS - RMS detection



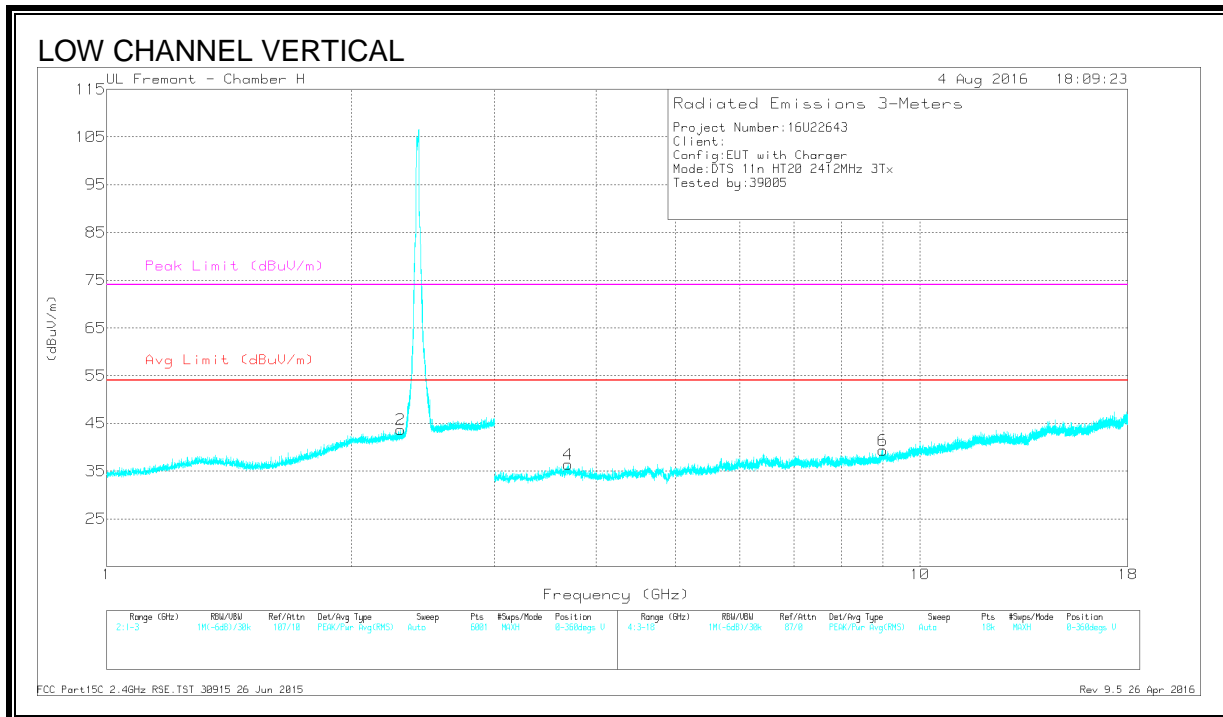
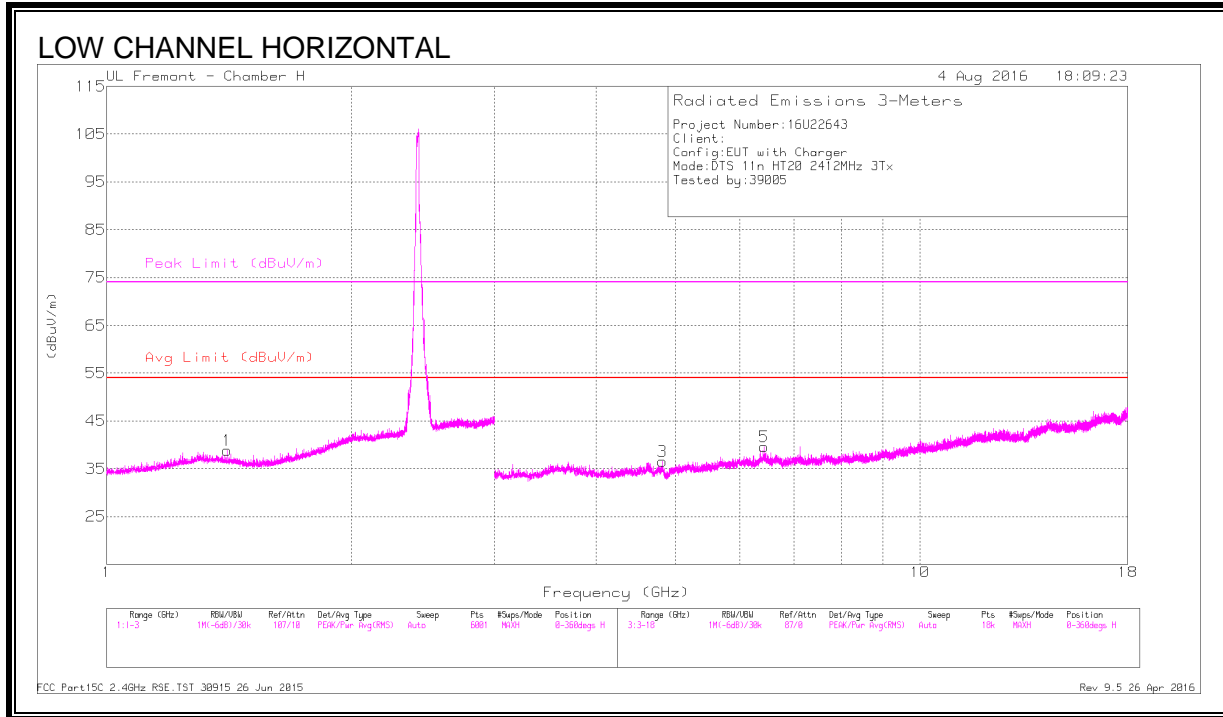
DATA

| Marker | Frequency (GHz) | Meter Reading (dBuV) | Det | AF T711 (dB/m) | Amp/Cbl/Filtr/Pad (dB) | Corrected Reading (dBuV/m) | Average Limit (dBuV/m) | Margin (dB) | Peak Limit (dBuV/m) | PK Margin (dB) | Azimuth (Degs) | Height (cm) | Polarity |
|--------|-----------------|----------------------|-----|----------------|------------------------|----------------------------|------------------------|-------------|---------------------|----------------|----------------|-------------|----------|
| 1 | * 2.484 | 42.62 | Pk | 32.3 | -20 | 54.92 | - | - | 74 | -19.08 | 146 | 315 | V |
| 3 | * 2.484 | 32.93 | RMS | 32.3 | -20 | 45.23 | 54 | -8.77 | - | - | 146 | 315 | V |
| 2 | * 2.485 | 57.13 | Pk | 32.3 | -20 | 69.43 | - | - | 74 | -4.57 | 146 | 315 | V |
| 4 | * 2.485 | 37.18 | RMS | 32.3 | -20.1 | 49.38 | 54 | -4.62 | - | - | 146 | 315 | V |

* - indicates frequency in CFR47 Pt 15 / IC RSS-Restricted Band
 Pk - Peak detector
 RMS - RMS detection

9.15.2. HARMONICS AND SPURIOUS EMISSIONS

LOW CHANNEL, CH 1

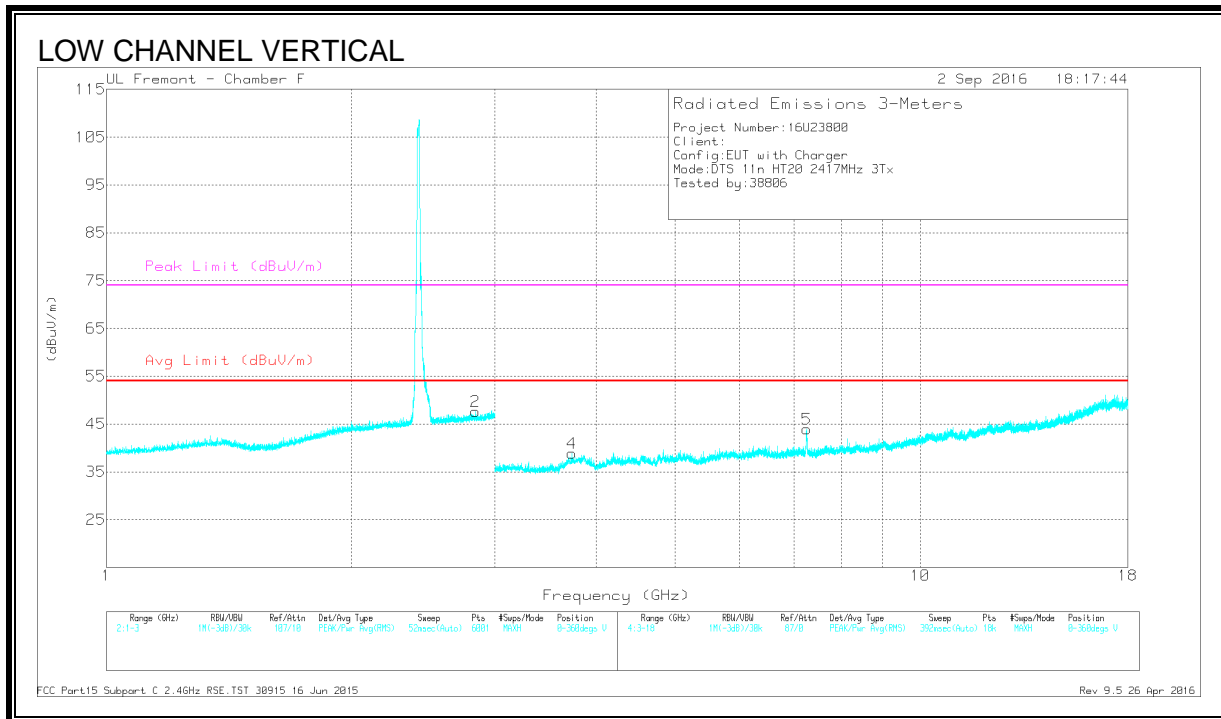
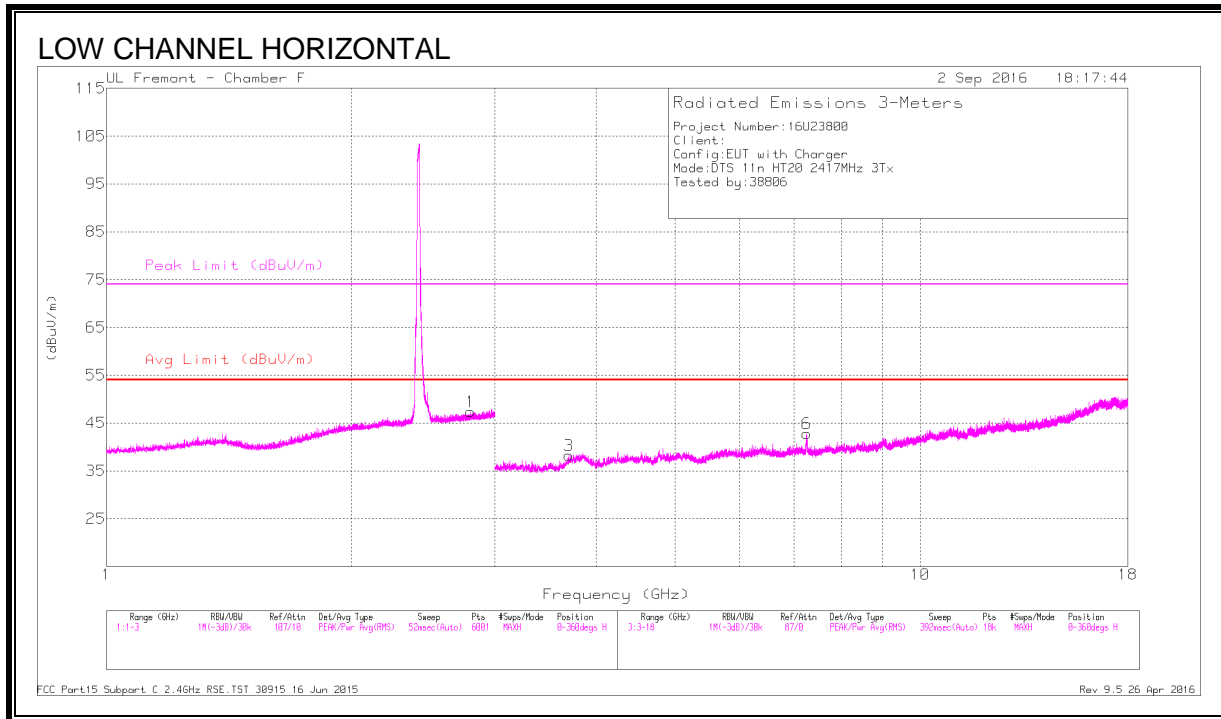


DATA

| Marker | Frequency (GHz) | Meter Reading (dBuV) | Det | AF T120 (dB/m) | Amp/Cbl/Filtr/Pad (dB) | Corrected Reading (dBuV/m) | Avg Limit (dBuV/m) | Margin (dB) | Peak Limit (dBuV/m) | PK Margin (dB) | Azimuth (Degs) | Height (cm) | Polarity |
|--------|-----------------|----------------------|------|----------------|------------------------|----------------------------|--------------------|-------------|---------------------|----------------|----------------|-------------|----------|
| 1 | * 1.407 | 36.31 | PK2 | 29.2 | -21.7 | 43.81 | - | - | 74 | -30.19 | 109 | 188 | H |
| | * 1.407 | 25.92 | MAv1 | 29.2 | -21.7 | 33.42 | 54 | -20.58 | - | - | 109 | 188 | H |
| 2 | * 2.298 | 36.89 | PK2 | 31.5 | -19.8 | 48.59 | - | - | 74 | -25.41 | 233 | 160 | V |
| | * 2.299 | 26.4 | MAv1 | 31.5 | -19.8 | 38.1 | 54 | -15.9 | - | - | 233 | 160 | V |
| 3 | * 4.821 | 42.78 | PK2 | 34 | -35 | 41.78 | - | - | 74 | -32.22 | 160 | 274 | H |
| | * 4.821 | 32.02 | MAv1 | 34 | -35 | 31.02 | 54 | -22.98 | - | - | 160 | 274 | H |
| 4 | * 3.697 | 42.53 | PK2 | 34.9 | -36 | 41.43 | - | - | 74 | -32.57 | 334 | 232 | V |
| | * 3.697 | 32.5 | MAv1 | 34.9 | -36 | 31.4 | 54 | -22.6 | - | - | 334 | 232 | V |
| 5 | 6.43 | 40.1 | PK2 | 35.7 | -31.1 | 44.7 | - | - | 74 | -29.3 | 197 | 248 | H |
| 6 | * 9.002 | 38.01 | PK2 | 36.3 | -29.1 | 45.21 | - | - | 74 | -28.79 | 322 | 200 | V |
| | * 9.004 | 27.28 | MAv1 | 36.3 | -29.1 | 34.48 | 54 | -19.52 | - | - | 322 | 200 | V |

* - indicates frequency in CFR47 Pt 15 / IC RSS-Restricted Band
 PK2 - KDB558074 Method: Maximum Peak
 MAv1 - KDB558074 Option 1 Maximum RMS Average

LOW CHANNEL, CH 2

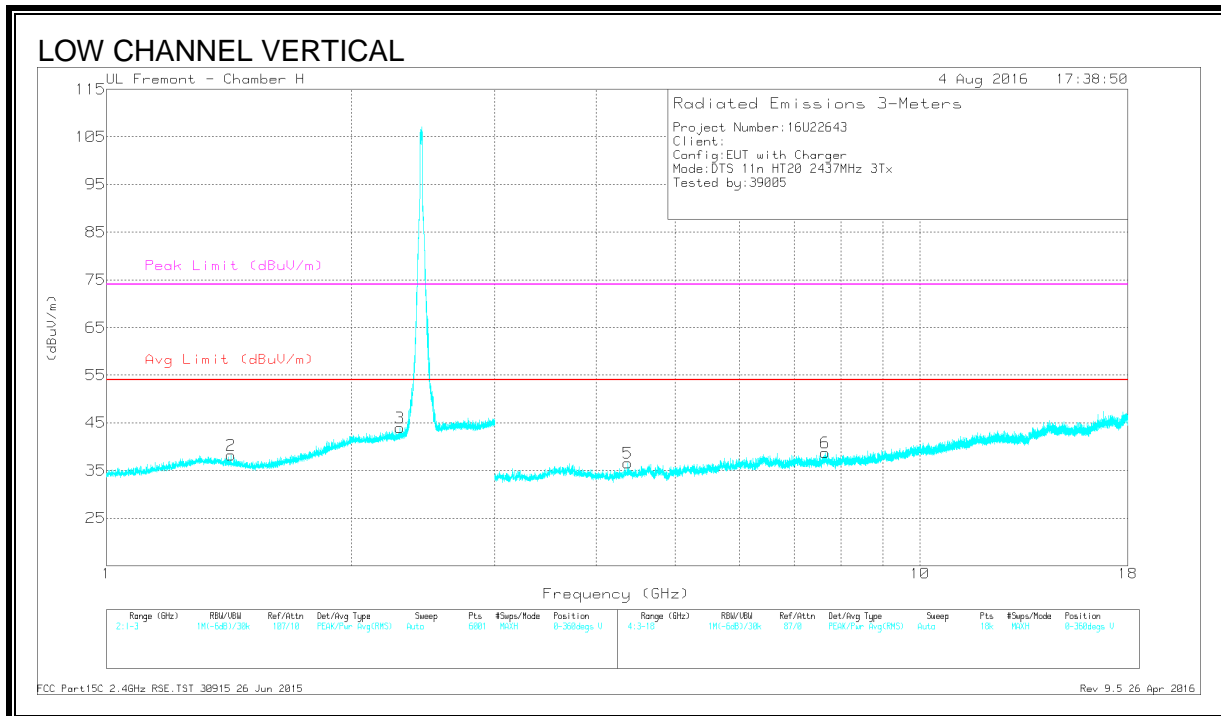
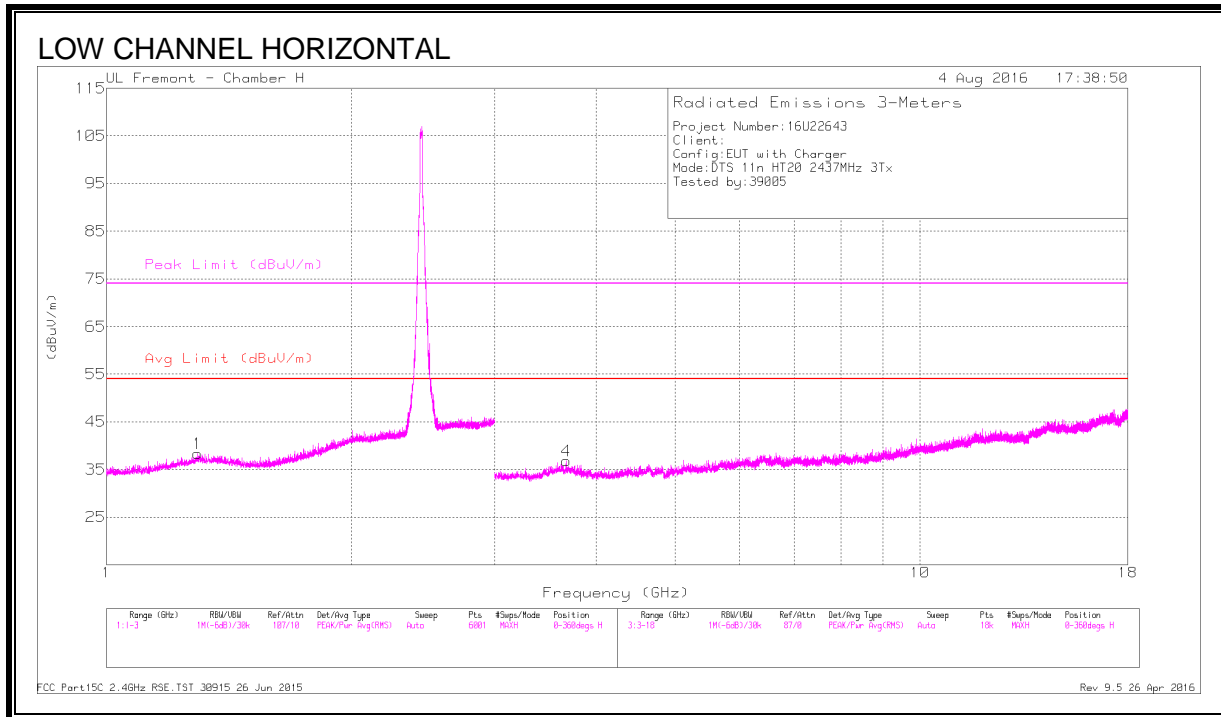


DATA

| Marker | Frequency (GHz) | Meter Reading (dBuV) | Det | AF T344 (dB/m) | Amp/Cbl/Fitr/Pad (dB) | Corrected Reading (dBuV/m) | Avg Limit (dBuV/m) | Margin (dB) | Peak Limit (dBuV/m) | PK Margin (dB) | Azimuth (Degs) | Height (cm) | Polarity |
|--------|-----------------|----------------------|------|----------------|-----------------------|----------------------------|--------------------|-------------|---------------------|----------------|----------------|-------------|----------|
| 1 | * 2.801 | 41.93 | PK2 | 32.5 | -20.4 | 54.03 | - | - | 74 | -19.97 | 248 | 344 | H |
| | * 2.798 | 30.13 | MAv1 | 32.5 | -20.4 | 42.23 | 54 | -11.77 | - | - | 248 | 344 | H |
| 2 | * 2.839 | 41.72 | PK2 | 32.6 | -20.3 | 54.02 | - | - | 74 | -19.98 | 20 | 213 | V |
| | * 2.839 | 30.11 | MAv1 | 32.6 | -20.3 | 42.41 | 54 | -11.59 | - | - | 20 | 213 | V |
| 3 | * 3.705 | 43.86 | PK2 | 33.3 | -29.3 | 47.86 | - | - | 74 | -26.14 | 209 | 237 | H |
| | * 3.704 | 32.08 | MAv1 | 33.3 | -29.3 | 36.08 | 54 | -17.92 | - | - | 209 | 237 | H |
| 4 | * 3.733 | 42.59 | PK2 | 33.4 | -29.2 | 46.79 | - | - | 74 | -27.21 | 60 | 387 | V |
| | * 3.73 | 32.05 | MAv1 | 33.4 | -29.3 | 36.15 | 54 | -17.85 | - | - | 60 | 387 | V |
| 5 | * 7.333 | 40.28 | PK2 | 35.6 | -26.3 | 49.58 | - | - | 74 | -24.42 | 322 | 217 | V |
| | * 7.338 | 30.01 | MAv1 | 35.7 | -25.7 | 40.01 | 54 | -13.99 | - | - | 322 | 217 | V |
| 6 | * 7.258 | 49.14 | PK2 | 35.5 | -26.2 | 58.44 | - | - | 74 | -15.56 | 168 | 389 | H |
| | * 7.254 | 35.81 | MAv1 | 35.5 | -26.1 | 45.21 | 54 | -8.79 | - | - | 168 | 389 | H |

* - indicates frequency in CFR47 Pt 15 / IC RSS-Restricted Band
 PK2 - KDB558074 Method: Maximum Peak
 MAv1 - KDB558074 Option 1 Maximum RMS Average

LOW CHANNEL, CH 6

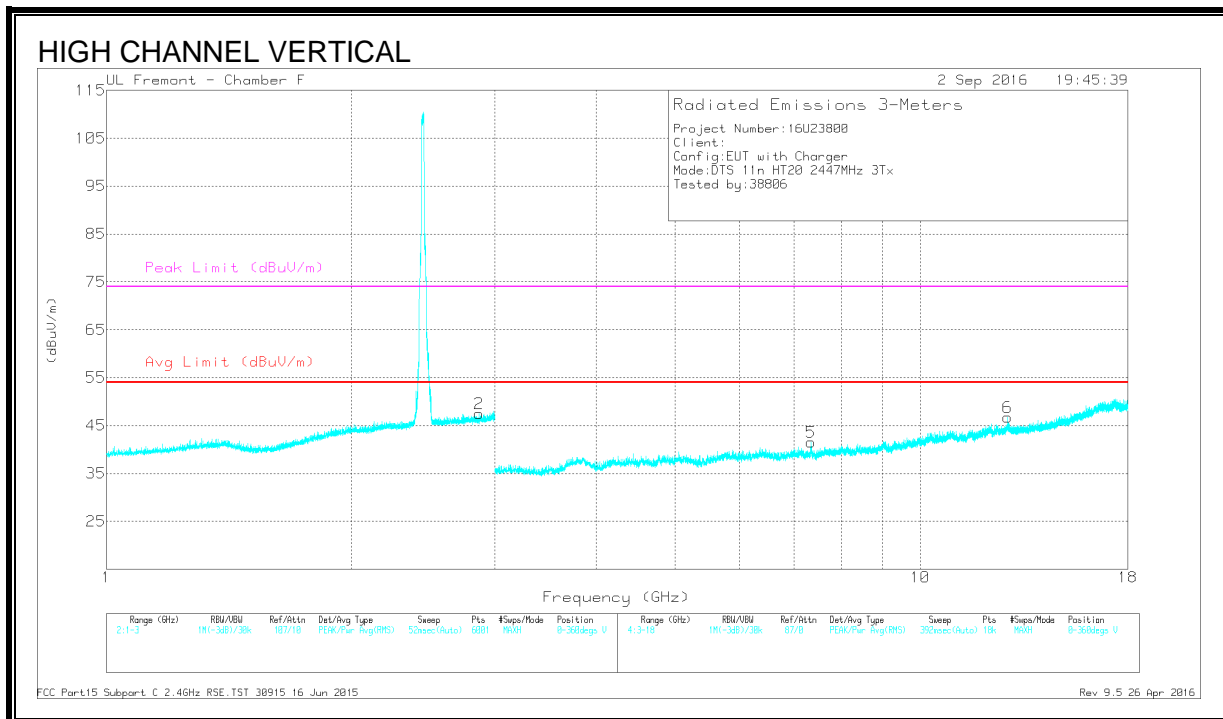
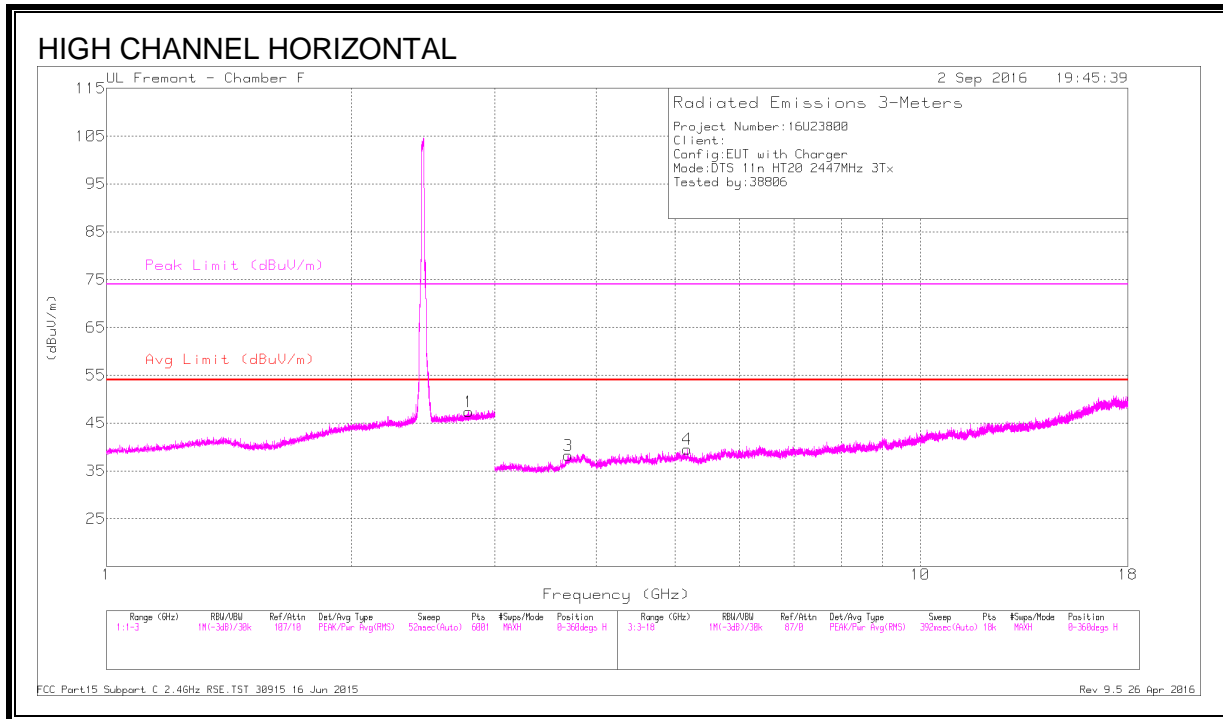


DATA

| Marker | Frequency (GHz) | Meter Reading (dBuV) | Det | AF T120 (dB/m) | Amp/Cb/Filtr/Pad (dB) | Corrected Reading (dBuV/m) | Avg Limit (dBuV/m) | Margin (dB) | Peak Limit (dBuV/m) | PK Margin (dB) | Azimuth (Degs) | Height (cm) | Polarity |
|--------|-----------------|----------------------|------|----------------|-----------------------|----------------------------|--------------------|-------------|---------------------|----------------|----------------|-------------|----------|
| 1 | * 1.293 | 36.58 | PK2 | 29.7 | -22 | 44.28 | - | - | 74 | -29.72 | 221 | 179 | H |
| | * 1.295 | 25.48 | MAv1 | 29.7 | -22 | 33.18 | 54 | -20.82 | - | - | 221 | 179 | H |
| 2 | * 1.425 | 36.27 | PK2 | 29 | -21.7 | 43.57 | - | - | 74 | -30.43 | 276 | 214 | V |
| | * 1.425 | 25.56 | MAv1 | 29 | -21.7 | 32.86 | 54 | -21.14 | - | - | 276 | 214 | V |
| 3 | * 2.296 | 36.74 | PK2 | 31.5 | -19.8 | 48.44 | - | - | 74 | -25.56 | 335 | 183 | V |
| | * 2.296 | 26.07 | MAv1 | 31.5 | -19.8 | 37.77 | 54 | -16.23 | - | - | 335 | 183 | V |
| 4 | * 3.674 | 43.83 | PK2 | 34.9 | -36 | 42.73 | - | - | 74 | -31.27 | 258 | 246 | H |
| | * 3.675 | 32.65 | MAv1 | 34.9 | -36 | 31.55 | 54 | -22.45 | - | - | 258 | 246 | H |
| 5 | * 4.37 | 43.09 | PK2 | 33.6 | -34.8 | 41.89 | - | - | 74 | -32.11 | 155 | 219 | V |
| | * 4.372 | 32.04 | MAv1 | 33.7 | -34.8 | 30.94 | 54 | -23.06 | - | - | 155 | 219 | V |
| 6 | * 7.649 | 39.68 | PK2 | 35.8 | -30.3 | 45.18 | - | - | 74 | -28.82 | 105 | 203 | V |
| | * 7.649 | 28.51 | MAv1 | 35.8 | -30.3 | 34.01 | 54 | -19.99 | - | - | 105 | 203 | V |

* - indicates frequency in CFR47 Pt 15 / IC RSS-Restricted Band
 PK2 - KDB558074 Method: Maximum Peak
 MAv1 - KDB558074 Option 1 Maximum RMS Average

HIGH CHANNEL, CH 8



DATA

| Marker | Frequency (GHz) | Meter Reading (dBuV) | Det | AF T344 (dB/m) | Amp/Cb/Filtr/Pad (dB) | Corrected Reading (dBuV/m) | Avg Limit (dBuV/m) | Margin (dB) | Peak Limit (dBuV/m) | PK Margin (dB) | Azimuth (Degs) | Height (cm) | Polarity |
|--------|-----------------|----------------------|------|----------------|-----------------------|----------------------------|--------------------|-------------|---------------------|----------------|----------------|-------------|----------|
| 1 | * 2.783 | 42 | PK2 | 32.5 | -20.4 | 54.1 | - | - | 74 | -19.9 | 124 | 177 | H |
| | * 2.786 | 30.25 | MAv1 | 32.5 | -20.4 | 42.35 | 54 | -11.65 | - | - | 124 | 177 | H |
| 2 | * 2.873 | 41.52 | PK2 | 32.6 | -20.3 | 53.82 | - | - | 74 | -20.18 | 22 | 372 | V |
| | * 2.869 | 30.14 | MAv1 | 32.6 | -20.3 | 42.44 | 54 | -11.56 | - | - | 22 | 372 | V |
| 3 | * 3.695 | 42.93 | PK2 | 33.3 | -29.3 | 46.93 | - | - | 74 | -27.07 | 247 | 329 | H |
| | * 3.693 | 32.06 | MAv1 | 33.3 | -29.3 | 36.06 | 54 | -17.94 | - | - | 247 | 329 | H |
| 4 | 5.173 | 40.97 | PK2 | 34.3 | -27.1 | 48.17 | - | - | - | - | 285 | 200 | H |
| | 5.173 | 30.42 | MAv1 | 34.3 | -27.2 | 37.52 | - | - | - | - | 285 | 200 | H |
| 5 | * 7.345 | 41.59 | PK2 | 35.6 | -26 | 51.19 | - | - | 74 | -22.81 | 266 | 203 | V |
| | * 7.342 | 31.14 | MAv1 | 35.6 | -26.1 | 40.64 | 54 | -13.36 | - | - | 266 | 203 | V |
| 6 | 12.813 | 39.02 | PK2 | 39.3 | -22.3 | 56.02 | - | - | - | - | 243 | 198 | V |
| | 12.812 | 28.67 | MAv1 | 39.3 | -22.4 | 45.57 | - | - | - | - | 243 | 198 | V |

* - indicates frequency in CFR47 Pt 15 / IC RSS-Restricted Band
 PK2 - KDB558074 Method: Maximum Peak
 MAv1 - KDB558074 Option 1 Maximum RMS Average

HIGH CHANNEL, CH 9

