




## 11. SETUP PHOTOS

### ANTENNA PORT CONDUCTED RF MEASUREMENT SETUP




**RADIATED RF MEASUREMENT SETUP FOR PORTABLE CONFIGURATION**



Y-AXIS FRONT PHOTO




Y-AXIS BACK PHOTO




Z-AXIS FRONT PHOTO



Z-AXIS BACK PHOTO



**FREQUENCY TOLERANCE OVER EXTREME CONDITIONS**



**END OF REPORT**