



12. SETUP PHOTOS


ANTENNA PORT CONDUCTED RF MEASUREMENT SETUP



RADIATED RF MEASUREMENT SETUP (BELOW 1 GHz)



RADIATED RF MEASUREMENT SETUP (ABOVE 1 GHz)




RADIATED RF MEASUREMENT SETUP FOR PORTABLE CONFIGURATION





Y-AXIS FRONT PHOTO



Y-AXIS BACK PHOTO






POWERLINE CONDUCTED EMISSIONS MEASUREMENT SETUP

EUT POWERED BY AC/DC ADAPTER VIA USB CABLE





EUT POWERED BY HOST PC VIA USB CABLE





DYNAMIC FREQUENCY SELECTION MEASUREMENT SETUP


STANDARD CLIENT MODE



CLIENT TO CLIENT MODE



FULL SETUP



END OF REPORT