




12. SETUP PHOTOS


ANTENNA PORT CONDUCTED RF MEASUREMENT SETUP



RADIATED RF MEASUREMENT SETUP (BELOW 1 GHz)




RADIATED RF MEASUREMENT SETUP FOR PORTABLE CONFIGURATION




Y-AXIS FRONT PHOTO



Y-AXIS BACK PHOTO






POWERLINE CONDUCTED EMISSIONS MEASUREMENT SETUP WITH AC/DC ADAPTER





POWERLINE CONDUCTED EMISSIONS MEASUREMENT SETUP WITH HOST LAPTOP





DYNAMIC FREQUENCY SELECTION MEASUREMENT SETUP

STANDARD CLIENT MODE




CLIENT TO CLIENT MODE



FULL SETUP

DFS FRONT PHOTO (CLIENT MODE SETUP)



DFS FRONT PHOTO (CLIENT-TO-CLIENT COMMUNICATIONS MODE SETUP)



END OF REPORT