



12. SETUP PHOTOS

12.1. ANTENNA PORT CONDUCTED RF MEASUREMENT SETUP




12.2. RADIATED RF MEASUREMENT SETUP (BELOW 1 GHz)







12.3. RADIATED RF MEASUREMENT SETUP FOR PORTABLE CONFIGURATION



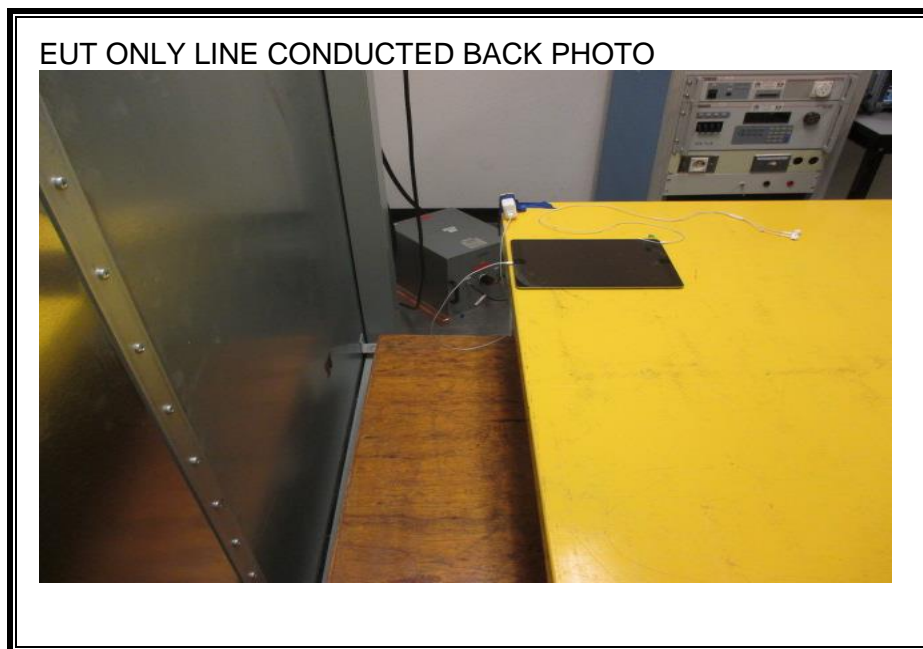

Y-AXIS FRONT PHOTO




Z-AXIS FRONT PHOTO





12.4. POWERLINE CONDUCTED EMISSIONS MEASUREMENT SETUP






12.5. DYNAMIC FREQUENCY SELECTION MEASUREMENT SETUP



12.5.1. STANDARD CLIENT MODE




DFS PHOTO (CLIENT MODE SETUP)



12.5.2. CLIENT TO CLIENT MODE



DFS PHOTO (CLIENT-TO-CLIENT COMMUNICATIONS MODE SETUP)



END OF REPORT