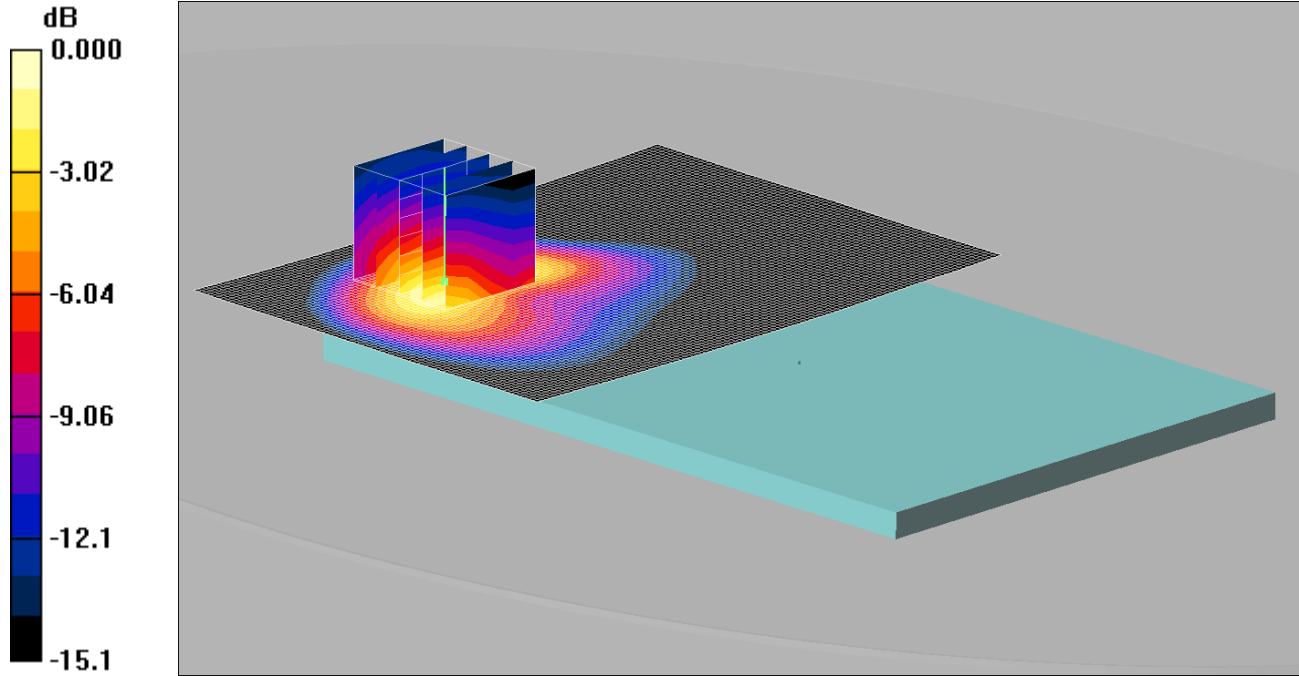


140: Back of EUT Facing Phantom LTE 13 50%RB Middle CH23230

Date: 24/07/2014

DUT: A1600; Type: FCC ID: BCGA1600



0 dB = 1.14mW/g

Communication System: LTE - Band 13 / 10MHz Channel; Frequency: 782 MHz; Duty Cycle: 1:1

Medium: 750 MHz MSL Medium parameters used (interpolated):  $f = 782 \text{ MHz}$ ;  $\sigma = 0.957 \text{ mho/m}$ ;  $\epsilon_r = 54.5$ ;  $\rho = 1000 \text{ kg/m}^3$

Phantom section: Flat Section

DASY4 Configuration:

- Probe: ET3DV6 - SN1586; ConvF(6.32, 6.32, 6.32);
- Sensor-Surface: 4mm (Mechanical Surface Detection)
- Electronics: DAE3 Sn450; Calibrated: 31/10/2013
- Phantom: ELI v5.0; Type: QDOVA002AA; Serial: TP:xxxx
- Measurement SW: DASY4, V4.7 Build 80; Postprocessing SW: SEMCAD, V1.8 Build 186

**Back of EUT Facing Phantom - Middle/Area Scan (111x81x1):** Measurement grid:  $dx=15\text{mm}$ ,  $dy=15\text{mm}$

Maximum value of SAR (interpolated) = 0.875 mW/g

**Back of EUT Facing Phantom - Middle/Zoom Scan (5x5x7) (5x5x7)/Cube 0:** Measurement grid:  $dx=8\text{mm}$ ,  $dy=8\text{mm}$ ,  $dz=5\text{mm}$

Reference Value = 29.5 V/m; Power Drift = -0.027 dB

Peak SAR (extrapolated) = 2.40 W/kg

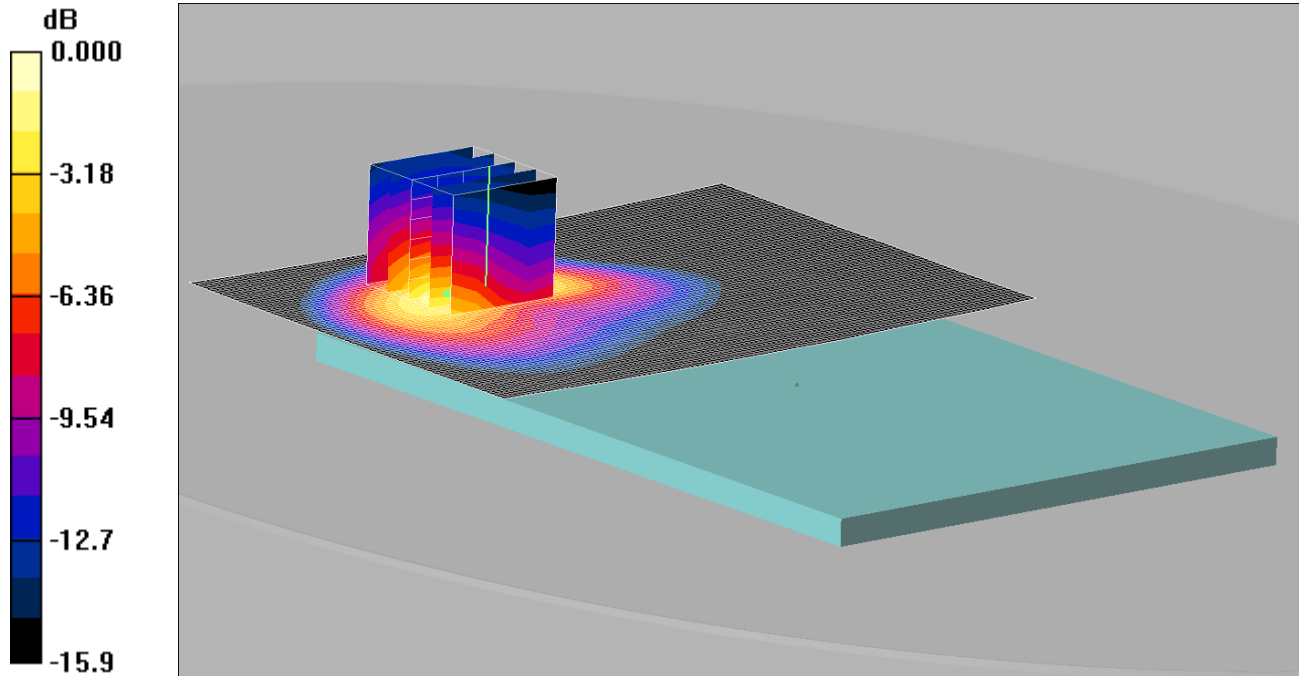
**SAR(1 g) = 0.980 mW/g; SAR(10 g) = 0.502 mW/g**

Maximum value of SAR (measured) = 1.14 mW/g

141: Back of EUT Facing Phantom LTE 13 100%RB CH23230

Date: 24/07/2014

DUT: A1600; Type: FCC ID: BCGA1600



0 dB = 1.28mW/g

Communication System: LTE - Band 13 / 10MHz Channel; Frequency: 782 MHz; Duty Cycle: 1:1

Medium: 750 MHz MSL Medium parameters used (interpolated):  $f = 782 \text{ MHz}$ ;  $\sigma = 0.957 \text{ mho/m}$ ;  $\epsilon_r = 54.5$ ;  $\rho = 1000 \text{ kg/m}^3$

Phantom section: Flat Section

DASY4 Configuration:

- Probe: ET3DV6 - SN1586; ConvF(6.32, 6.32, 6.32);
- Sensor-Surface: 4mm (Mechanical Surface Detection)
- Electronics: DAE3 Sn450; Calibrated: 31/10/2013
- Phantom: ELI v5.0; Type: QDOVA002AA; Serial: TP:xxxx
- Measurement SW: DASY4, V4.7 Build 80; Postprocessing SW: SEMCAD, V1.8 Build 186

**Back of EUT Facing Phantom - Middle/Area Scan (111x81x1):** Measurement grid:  $dx=15\text{mm}$ ,  $dy=15\text{mm}$

Maximum value of SAR (interpolated) = 0.878 mW/g

**Back of EUT Facing Phantom - Middle/Zoom Scan (5x5x7) (5x5x7)/Cube 0:** Measurement grid:  $dx=8\text{mm}$ ,  $dy=8\text{mm}$ ,  $dz=5\text{mm}$

Reference Value = 30.0 V/m; Power Drift = -0.129 dB

Peak SAR (extrapolated) = 2.34 W/kg

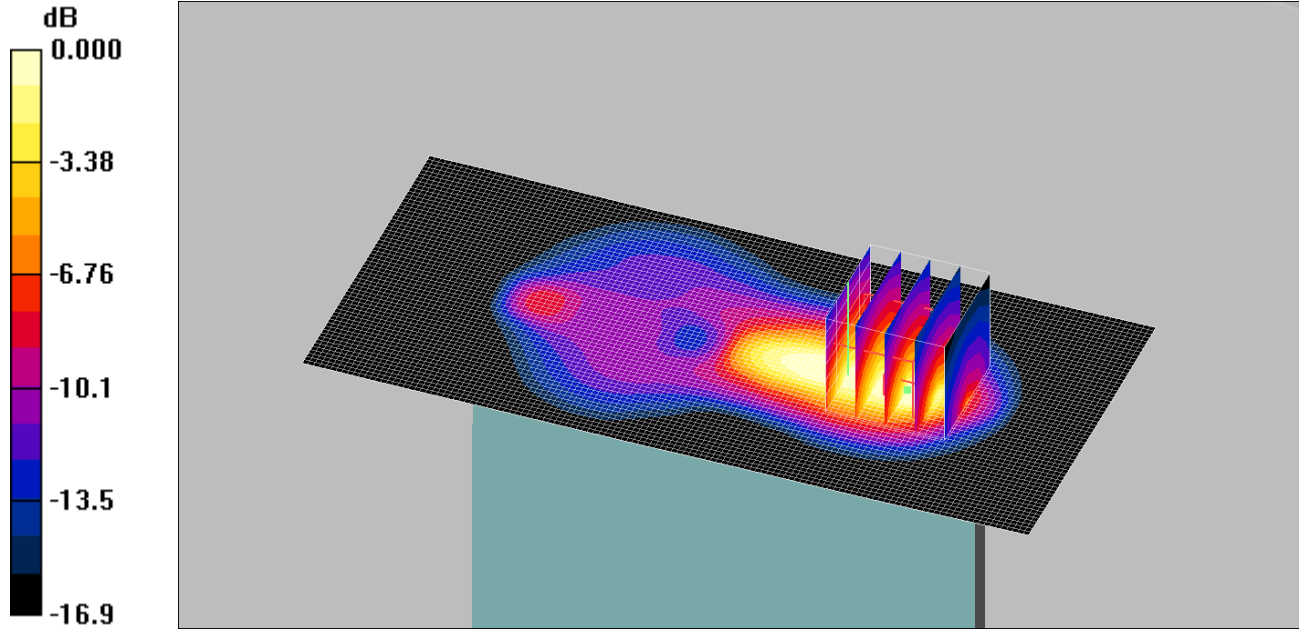
**SAR(1 g) = 1.02 mW/g; SAR(10 g) = 0.506 mW/g**

Maximum value of SAR (measured) = 1.28 mW/g

142: Top of EUT Facing Phantom LTE 13 1RB Low CH23230

Date: 24/07/2014

DUT: A1600; Type: FCC ID: BCGA1600



0 dB = 0.779mW/g

Communication System: LTE - Band 13 / 10MHz Channel; Frequency: 782 MHz; Duty Cycle: 1:1

Medium: 750 MHz MSL Medium parameters used (interpolated):  $f = 782 \text{ MHz}$ ;  $\sigma = 0.957 \text{ mho/m}$ ;  $\epsilon_r = 54.5$ ;  $\rho = 1000 \text{ kg/m}^3$

Phantom section: Flat Section

DASY4 Configuration:

- Probe: ET3DV6 - SN1586; ConvF(6.32, 6.32, 6.32);
- Sensor-Surface: 4mm (Mechanical Surface Detection)
- Electronics: DAE3 Sn450; Calibrated: 31/10/2013
- Phantom: ELI v5.0; Type: QDOVA002AA; Serial: TP:xxxx
- Measurement SW: DASY4, V4.7 Build 80; Postprocessing SW: SEMCAD, V1.8 Build 186

**Top of EUT Facing Phantom - Mid/Area Scan (61x131x1):** Measurement grid:  $dx=15\text{mm}$ ,  $dy=15\text{mm}$

Maximum value of SAR (interpolated) = 0.975 mW/g

**Top of EUT Facing Phantom - Mid/Zoom Scan (5x5x7) (5x5x7)/Cube 0:** Measurement grid:  $dx=8\text{mm}$ ,  $dy=8\text{mm}$ ,  $dz=5\text{mm}$

Reference Value = 13.2 V/m; Power Drift = 0.175 dB

Peak SAR (extrapolated) = 1.57 W/kg

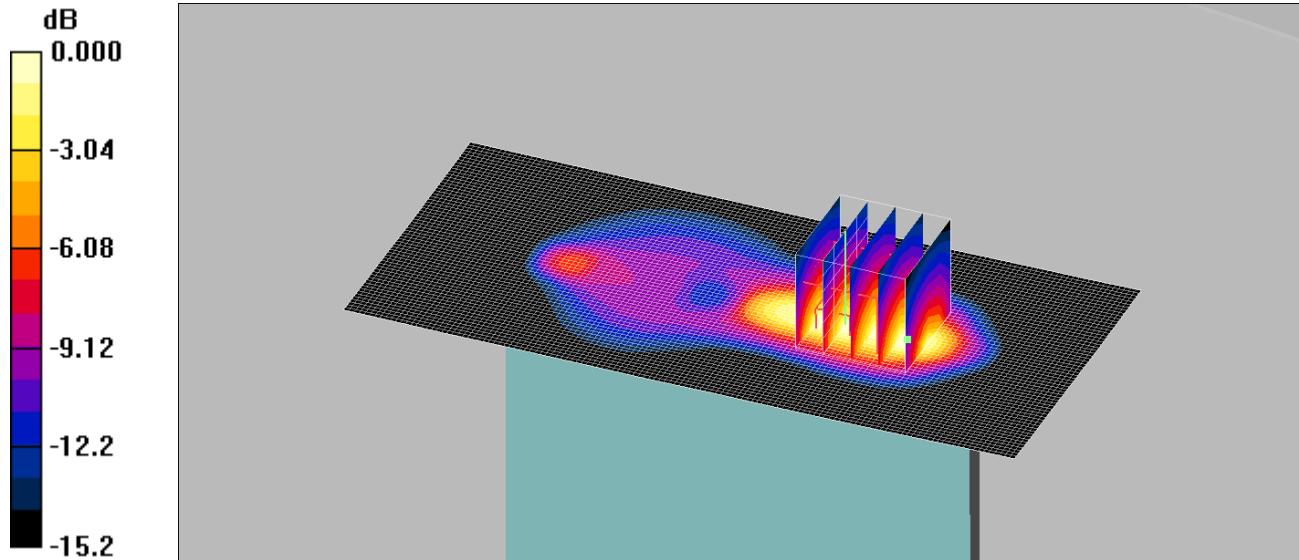
**SAR(1 g) = 0.627 mW/g; SAR(10 g) = 0.331 mW/g**

Maximum value of SAR (measured) = 0.779 mW/g

143: Top of EUT Facing Phantom LTE 13 50%RB Middle CH23230

Date: 24/07/2014

DUT: A1600; Type: FCC ID: BCGA1600



0 dB = 0.791mW/g

Communication System: LTE - Band 13 / 10MHz Channel; Frequency: 782 MHz; Duty Cycle: 1:1

Medium: 750 MHz MSL Medium parameters used (interpolated):  $f = 782 \text{ MHz}$ ;  $\sigma = 0.957 \text{ mho/m}$ ;  $\epsilon_r = 54.5$ ;  $\rho = 1000 \text{ kg/m}^3$

Phantom section: Flat Section

DASY4 Configuration:

- Probe: ET3DV6 - SN1586; ConvF(6.32, 6.32, 6.32);
- Sensor-Surface: 4mm (Mechanical Surface Detection)
- Electronics: DAE3 Sn450; Calibrated: 31/10/2013
- Phantom: ELI v5.0; Type: QDOVA002AA; Serial: TP:xxxx
- Measurement SW: DASY4, V4.7 Build 80; Postprocessing SW: SEMCAD, V1.8 Build 186

**Top of EUT Facing Phantom - Mid/Area Scan (61x131x1):** Measurement grid: dx=15mm, dy=15mm

Maximum value of SAR (interpolated) = 0.897 mW/g

**Top of EUT Facing Phantom - Mid/Zoom Scan (5x5x7) 2 2 (5x5x7)/Cube 0:** Measurement grid: dx=8mm, dy=8mm, dz=5mm

Reference Value = 13.7 V/m; Power Drift = 0.159 dB

Peak SAR (extrapolated) = 1.44 W/kg

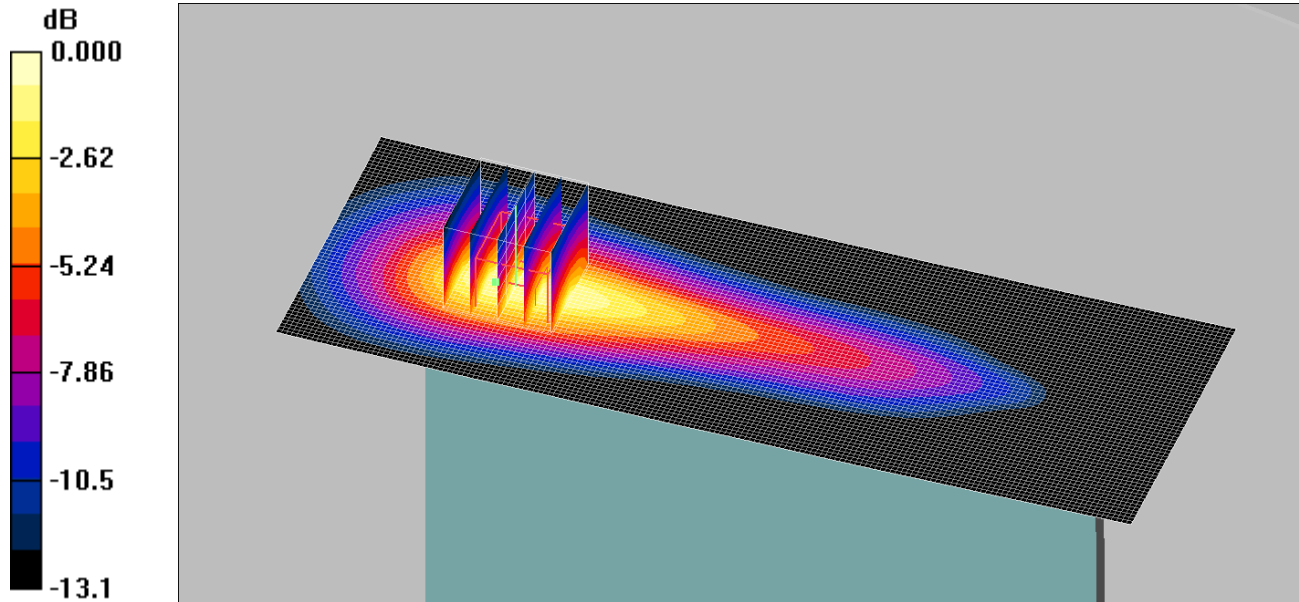
**SAR(1 g) = 0.652 mW/g; SAR(10 g) = 0.333 mW/g**

Maximum value of SAR (measured) = 0.791 mW/g

144: Right Hand Side of EUT Facing Phantom LTE 13 1RB Low CH23230

Date: 24/07/2014

DUT: A1600; Type: FCC ID: BCGA1600



0 dB = 0.155mW/g

Communication System: LTE - Band 13 / 10MHz Channel; Frequency: 782 MHz; Duty Cycle: 1:1

Medium: 750 MHz MSL Medium parameters used (interpolated):  $f = 782 \text{ MHz}$ ;  $\sigma = 0.957 \text{ mho/m}$ ;  $\epsilon_r = 54.5$ ;  $\rho = 1000 \text{ kg/m}^3$

Phantom section: Flat Section

DASY4 Configuration:

- Probe: ET3DV6 - SN1586; ConvF(6.32, 6.32, 6.32);
- Sensor-Surface: 4mm (Mechanical Surface Detection)
- Electronics: DAE3 Sn450; Calibrated: 31/10/2013
- Phantom: ELI v5.0; Type: QDOVA002AA; Serial: TP:xxxx
- Measurement SW: DASY4, V4.7 Build 80; Postprocessing SW: SEMCAD, V1.8 Build 186

**Right Hand Side of EUT Facing Phantom - Mid/Area Scan (61x171x1):** Measurement grid: dx=15mm, dy=15mm

Maximum value of SAR (interpolated) = 0.126 mW/g

**Right Hand Side of EUT Facing Phantom - Mid/Zoom Scan (5x5x7) 2 2 2 (5x5x7)/Cube 0:** Measurement grid:

dx=8mm, dy=8mm, dz=5mm

Reference Value = 7.21 V/m; Power Drift = -0.026 dB

Peak SAR (extrapolated) = 0.251 W/kg

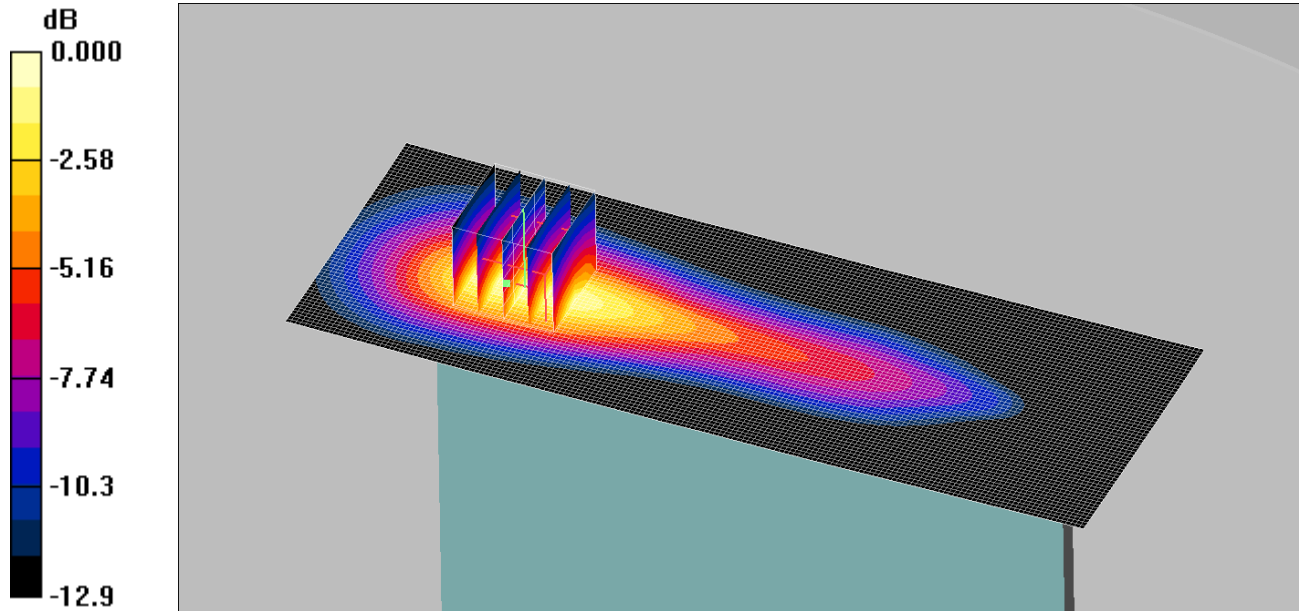
**SAR(1 g) = 0.132 mW/g; SAR(10 g) = 0.073 mW/g**

Maximum value of SAR (measured) = 0.155 mW/g

145: Right Hand Side of EUT Facing Phantom LTE 13 50%RB Mid CH23230

Date: 24/07/2014

DUT: A1600; Type: FCC ID: BCGA1600



0 dB = 0.140mW/g

Communication System: LTE - Band 13 / 10MHz Channel; Frequency: 782 MHz; Duty Cycle: 1:1

Medium: 750 MHz MSL Medium parameters used (interpolated):  $f = 782 \text{ MHz}$ ;  $\sigma = 0.957 \text{ mho/m}$ ;  $\epsilon_r = 54.5$ ;  $\rho = 1000 \text{ kg/m}^3$

Phantom section: Flat Section

DASY4 Configuration:

- Probe: ET3DV6 - SN1586; ConvF(6.32, 6.32, 6.32);
- Sensor-Surface: 4mm (Mechanical Surface Detection)
- Electronics: DAE3 Sn450; Calibrated: 31/10/2013
- Phantom: ELI v5.0; Type: QDOVA002AA; Serial: TP:xxxx
- Measurement SW: DASY4, V4.7 Build 80; Postprocessing SW: SEMCAD, V1.8 Build 186

**Right Hand Side of EUT Facing Phantom - Mid/Area Scan (61x171x1):** Measurement grid:  $dx=15\text{mm}$ ,  $dy=15\text{mm}$

Maximum value of SAR (interpolated) = 0.115 mW/g

**Right Hand Side of EUT Facing Phantom - Mid/Zoom Scan (5x5x7) (5x5x7)/Cube 0:** Measurement grid:  $dx=8\text{mm}$ ,  $dy=8\text{mm}$ ,  $dz=5\text{mm}$

Reference Value = 6.80 V/m; Power Drift = -0.125 dB

Peak SAR (extrapolated) = 0.232 W/kg

**SAR(1 g) = 0.122 mW/g; SAR(10 g) = 0.068 mW/g**

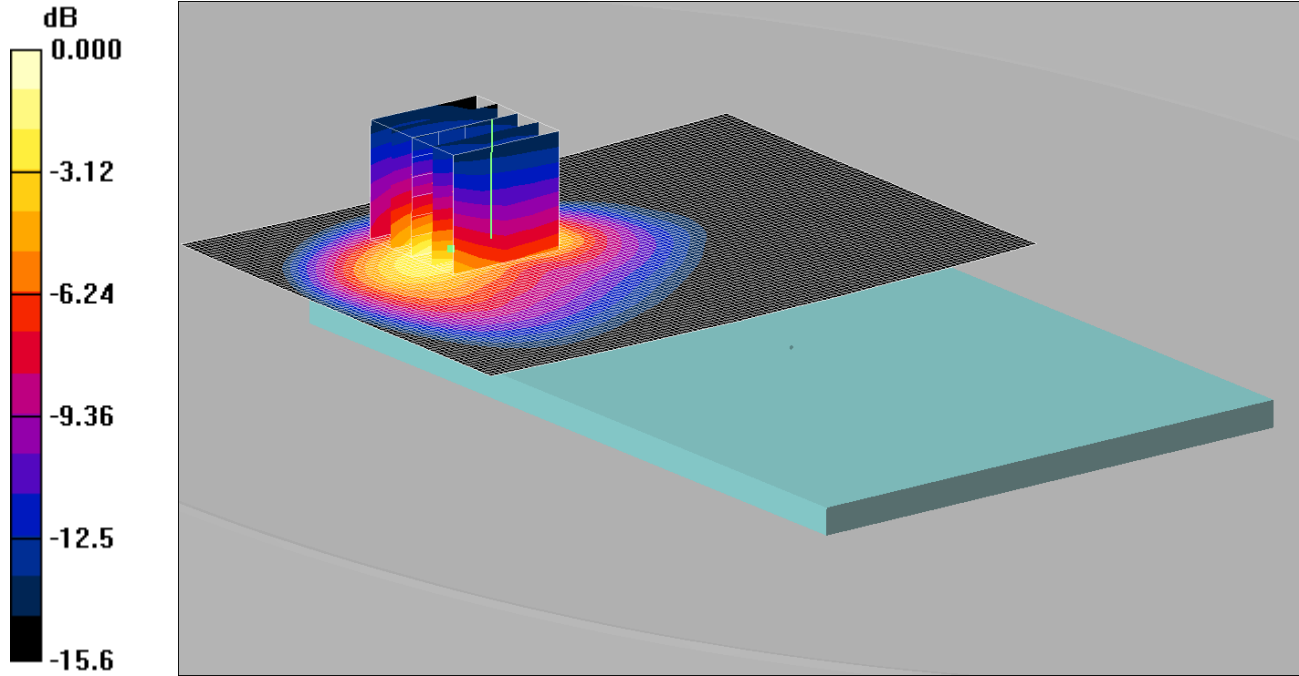
Maximum value of SAR (measured) = 0.140 mW/g



146: Back of EUT Facing Phantom LTE 17 1RB Low CH23790

Date: 25/07/2014

DUT: A1600; Type: FCC ID: BCGA1600



0 dB = 1.41mW/g

Communication System: LTE - Band 17 / 10MHz Channel; Frequency: 710 MHz; Duty Cycle: 1:1

Medium: 750 MHz MSL Medium parameters used (interpolated):  $f = 710 \text{ MHz}$ ;  $\sigma = 0.913 \text{ mho/m}$ ;  $\epsilon_r = 54.9$ ;  $\rho = 1000 \text{ kg/m}^3$

Phantom section: Flat Section

DASY4 Configuration:

- Probe: ET3DV6 - SN1586; ConvF(6.32, 6.32, 6.32);
- Sensor-Surface: 4mm (Mechanical Surface Detection)
- Electronics: DAE3 Sn450; Calibrated: 31/10/2013
- Phantom: ELI v5.0; Type: QDOVA002AA; Serial: TP:xxxx
- Measurement SW: DASY4, V4.7 Build 80; Postprocessing SW: SEMCAD, V1.8 Build 186

**Back of EUT Facing Phantom - Middle/Area Scan (111x81x1):** Measurement grid:  $dx=15\text{mm}$ ,  $dy=15\text{mm}$

Maximum value of SAR (interpolated) = 0.913 mW/g

**Back of EUT Facing Phantom - Middle/Zoom Scan (5x5x7) (5x5x7)/Cube 0:** Measurement grid:  $dx=8\text{mm}$ ,  $dy=8\text{mm}$ ,  $dz=5\text{mm}$

Reference Value = 26.8 V/m; Power Drift = -0.041 dB

Peak SAR (extrapolated) = 2.89 W/kg

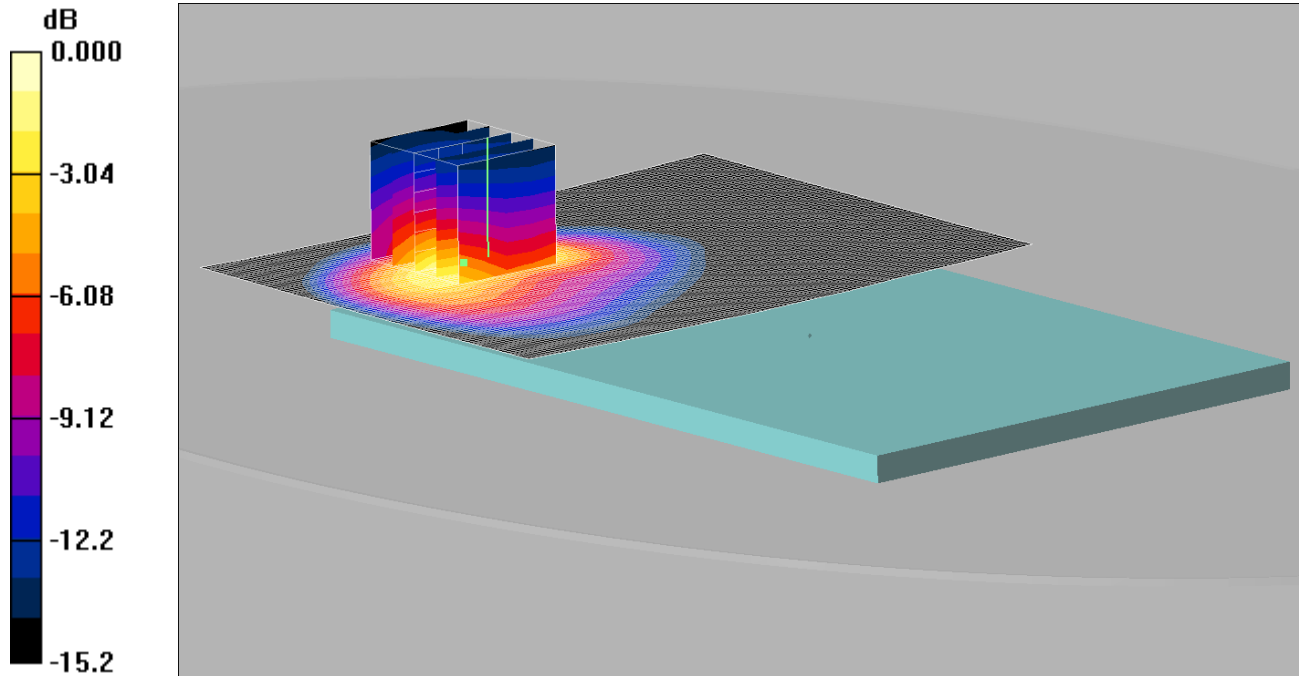
**SAR(1 g) = 1.13 mW/g; SAR(10 g) = 0.533 mW/g**

Maximum value of SAR (measured) = 1.41 mW/g

147: Back of EUT Facing Phantom LTE 17 1RB Middle CH23780

Date: 25/07/2014

DUT: A1600; Type: FCC ID: BCGA1600



0 dB = 1.29mW/g

Communication System: LTE - Band 17 / 10MHz Channel; Frequency: 709 MHz; Duty Cycle: 1:1

Medium: 750 MHz MSL Medium parameters used (interpolated):  $f = 709 \text{ MHz}$ ;  $\sigma = 0.912 \text{ mho/m}$ ;  $\epsilon_r = 54.9$ ;  $\rho = 1000 \text{ kg/m}^3$

Phantom section: Flat Section

DASY4 Configuration:

- Probe: ET3DV6 - SN1586; ConvF(6.32, 6.32, 6.32);
- Sensor-Surface: 4mm (Mechanical Surface Detection)
- Electronics: DAE3 Sn450; Calibrated: 31/10/2013
- Phantom: ELI v5.0; Type: QDOVA002AA; Serial: TP:xxxx
- Measurement SW: DASY4, V4.7 Build 80; Postprocessing SW: SEMCAD, V1.8 Build 186

**Back of EUT Facing Phantom - Low/Area Scan (111x81x1):** Measurement grid:  $dx=15\text{mm}$ ,  $dy=15\text{mm}$

Maximum value of SAR (interpolated) = 0.884 mW/g

**Back of EUT Facing Phantom - Low/Zoom Scan (5x5x7) (5x5x7)/Cube 0:** Measurement grid:  $dx=8\text{mm}$ ,  $dy=8\text{mm}$ ,  $dz=5\text{mm}$

Reference Value = 27.2 V/m; Power Drift = -0.019 dB

Peak SAR (extrapolated) = 2.66 W/kg

**SAR(1 g) = 1.09 mW/g; SAR(10 g) = 0.526 mW/g**

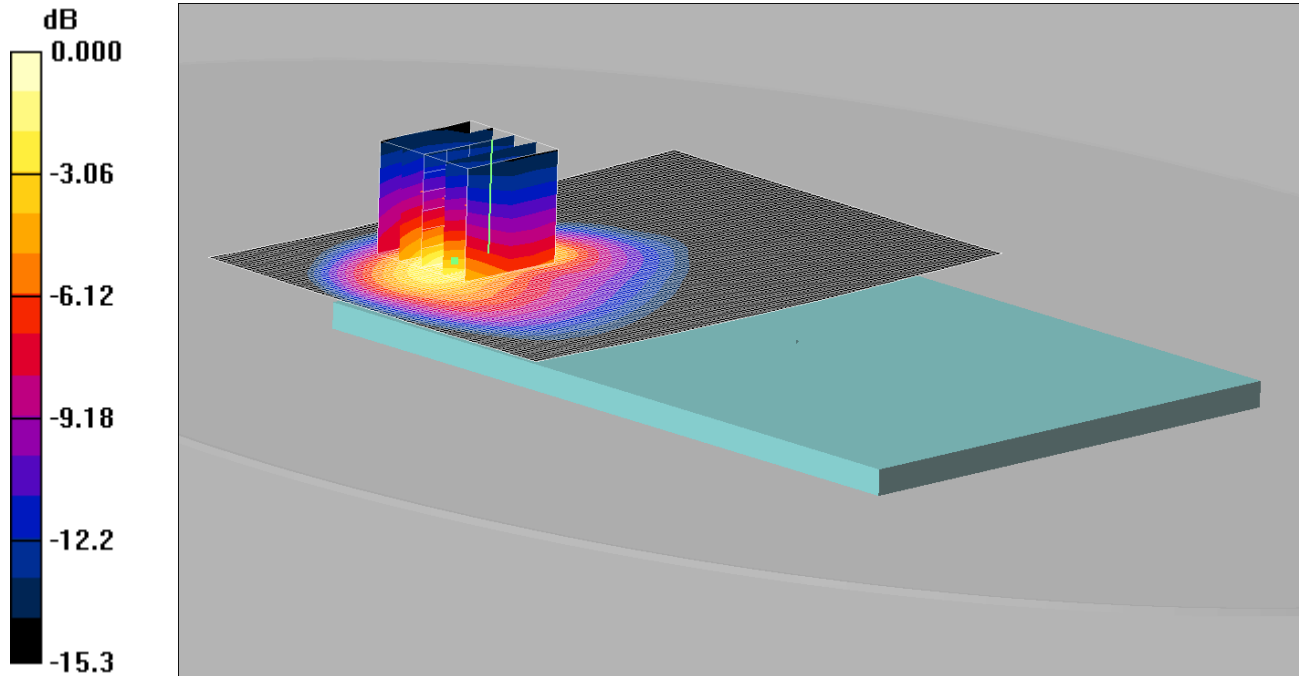
Maximum value of SAR (measured) = 1.29 mW/g



148: Back of EUT Facing Phantom LTE 17 1RB Low CH23800

Date: 25/07/2014

DUT: A1600; Type: FCC ID: BCGA1600



0 dB = 1.33mW/g

Communication System: LTE - Band 17 / 10MHz Channel; Frequency: 711 MHz; Duty Cycle: 1:1

Medium: 750 MHz MSL Medium parameters used (interpolated):  $f = 711 \text{ MHz}$ ;  $\sigma = 0.914 \text{ mho/m}$ ;  $\epsilon_r = 54.8$ ;  $\rho = 1000 \text{ kg/m}^3$

Phantom section: Flat Section

DASY4 Configuration:

- Probe: ET3DV6 - SN1586; ConvF(6.32, 6.32, 6.32);
- Sensor-Surface: 4mm (Mechanical Surface Detection)
- Electronics: DAE3 Sn450; Calibrated: 31/10/2013
- Phantom: ELI v5.0; Type: QDOVA002AA; Serial: TP:xxxx
- Measurement SW: DASY4, V4.7 Build 80; Postprocessing SW: SEMCAD, V1.8 Build 186

**Back of EUT Facing Phantom - High/Area Scan (111x81x1):** Measurement grid:  $dx=15\text{mm}$ ,  $dy=15\text{mm}$

Maximum value of SAR (interpolated) = 0.900 mW/g

**Back of EUT Facing Phantom - High/Zoom Scan (5x5x7) (5x5x7)/Cube 0:** Measurement grid:  $dx=8\text{mm}$ ,  $dy=8\text{mm}$ ,  $dz=5\text{mm}$

Reference Value = 27.1 V/m; Power Drift = -0.041 dB

Peak SAR (extrapolated) = 2.77 W/kg

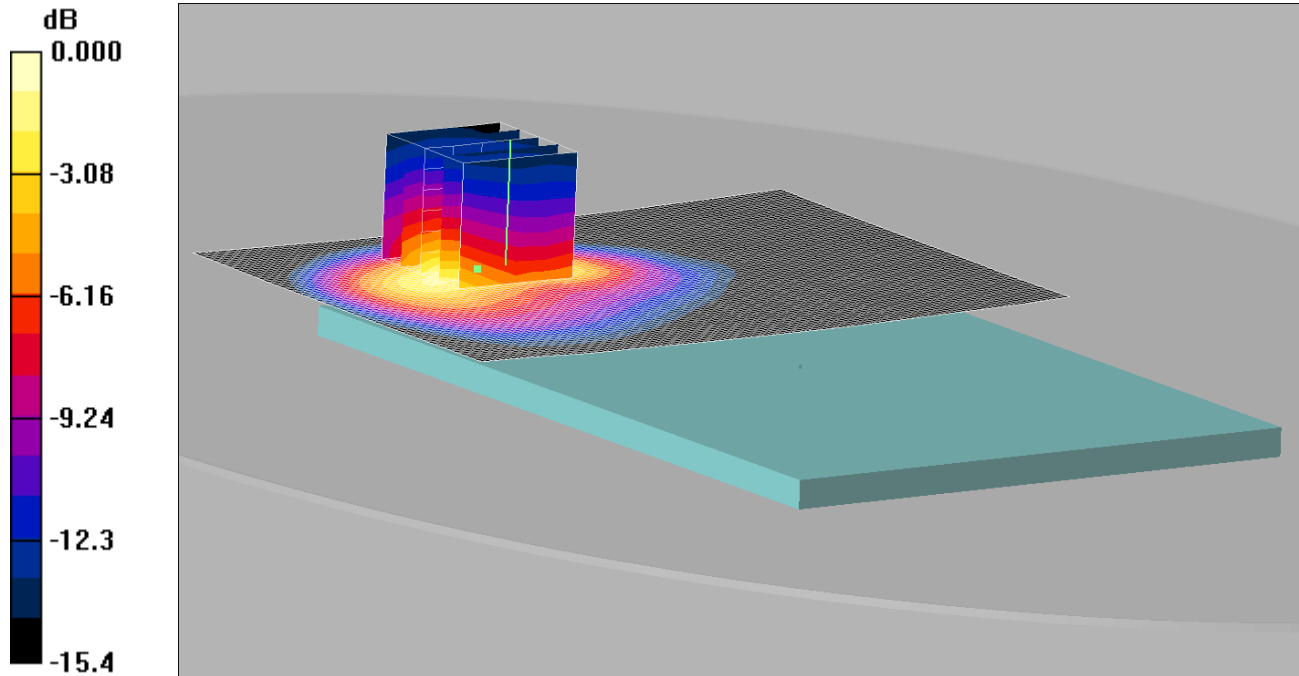
**SAR(1 g) = 1.09 mW/g; SAR(10 g) = 0.516 mW/g**

Maximum value of SAR (measured) = 1.33 mW/g

149: Back of EUT Facing Phantom LTE 17 50%RB Low CH23790

Date: 25/07/2014

DUT: A1600; Type: FCC ID: BCGA1600



0 dB = 1.28mW/g

Communication System: LTE - Band 17 / 10MHz Channel; Frequency: 710 MHz; Duty Cycle: 1:1

Medium: 750 MHz MSL Medium parameters used (interpolated):  $f = 710$  MHz;  $\sigma = 0.913$  mho/m;  $\epsilon_r = 54.9$ ;  $\rho = 1000$  kg/m<sup>3</sup>

Phantom section: Flat Section

DASY4 Configuration:

- Probe: ET3DV6 - SN1586; ConvF(6.32, 6.32, 6.32);
- Sensor-Surface: 4mm (Mechanical Surface Detection)
- Electronics: DAE3 Sn450; Calibrated: 31/10/2013
- Phantom: ELI v5.0; Type: QDOVA002AA; Serial: TP:xxxx
- Measurement SW: DASY4, V4.7 Build 80; Postprocessing SW: SEMCAD, V1.8 Build 186

**Back of EUT Facing Phantom - Middle/Area Scan (111x81x1):** Measurement grid: dx=15mm, dy=15mm

Maximum value of SAR (interpolated) = 0.902 mW/g

**Back of EUT Facing Phantom - Middle/Zoom Scan (5x5x7) (5x5x7)/Cube 0:** Measurement grid: dx=8mm, dy=8mm, dz=5mm

Reference Value = 26.9 V/m; Power Drift = 0.004 dB

Peak SAR (extrapolated) = 2.78 W/kg

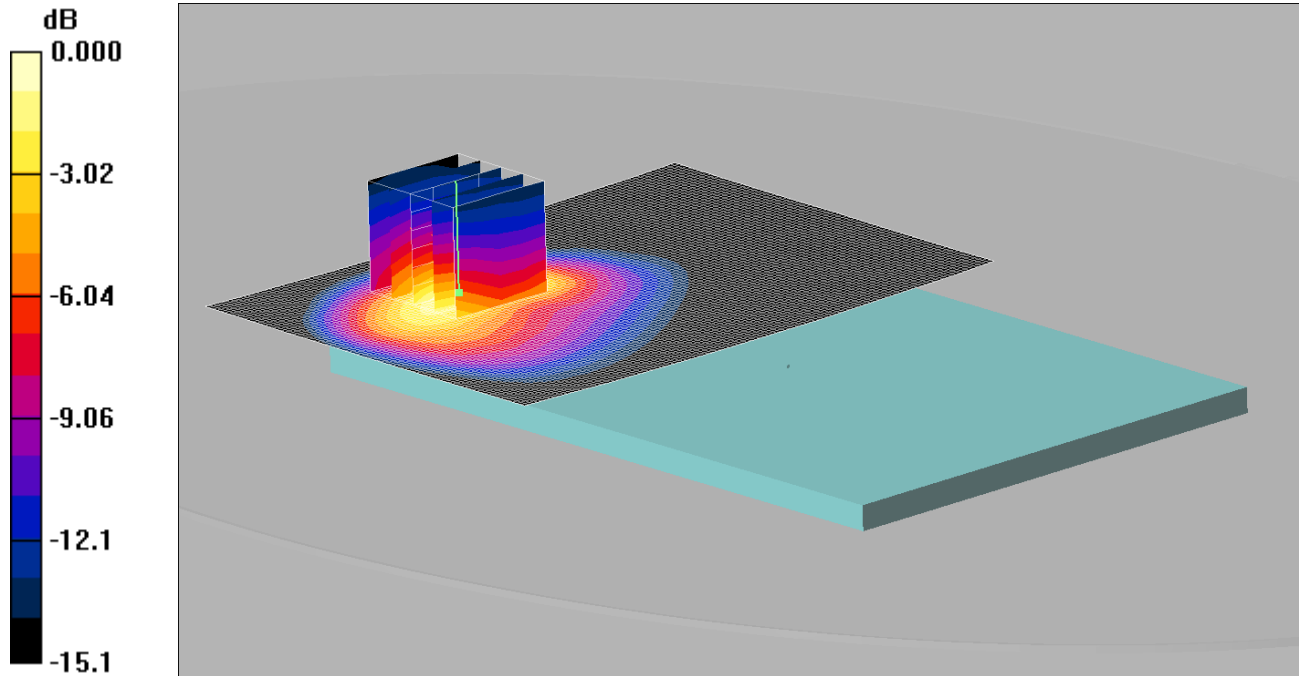
**SAR(1 g) = 1.11 mW/g; SAR(10 g) = 0.536 mW/g**

Maximum value of SAR (measured) = 1.28 mW/g

150: Back of EUT Facing Phantom LTE 17 50%RB Low CH23780

Date: 25/07/2014

DUT: A1600; Type: FCC ID: BCGA1600



0 dB = 1.25mW/g

Communication System: LTE - Band 17 / 10MHz Channel; Frequency: 709 MHz; Duty Cycle: 1:1

Medium: 750 MHz MSL Medium parameters used (interpolated): f = 709 MHz;  $\sigma = 0.912$  mho/m;  $\epsilon_r = 54.9$ ;  $\rho = 1000$  kg/m<sup>3</sup>

Phantom section: Flat Section

DASY4 Configuration:

- Probe: ET3DV6 - SN1586; ConvF(6.32, 6.32, 6.32);
- Sensor-Surface: 4mm (Mechanical Surface Detection)
- Electronics: DAE3 Sn450; Calibrated: 31/10/2013
- Phantom: ELI v5.0; Type: QDOVA002AA; Serial: TP:xxxx
- Measurement SW: DASY4, V4.7 Build 80; Postprocessing SW: SEMCAD, V1.8 Build 186

**Back of EUT Facing Phantom - Low/Area Scan (111x81x1):** Measurement grid: dx=15mm, dy=15mm

Maximum value of SAR (interpolated) = 0.902 mW/g

**Back of EUT Facing Phantom - Low/Zoom Scan (5x5x7) (5x5x7)/Cube 0:** Measurement grid: dx=8mm, dy=8mm, dz=5mm

Reference Value = 27.5 V/m; Power Drift = -0.069 dB

Peak SAR (extrapolated) = 2.71 W/kg

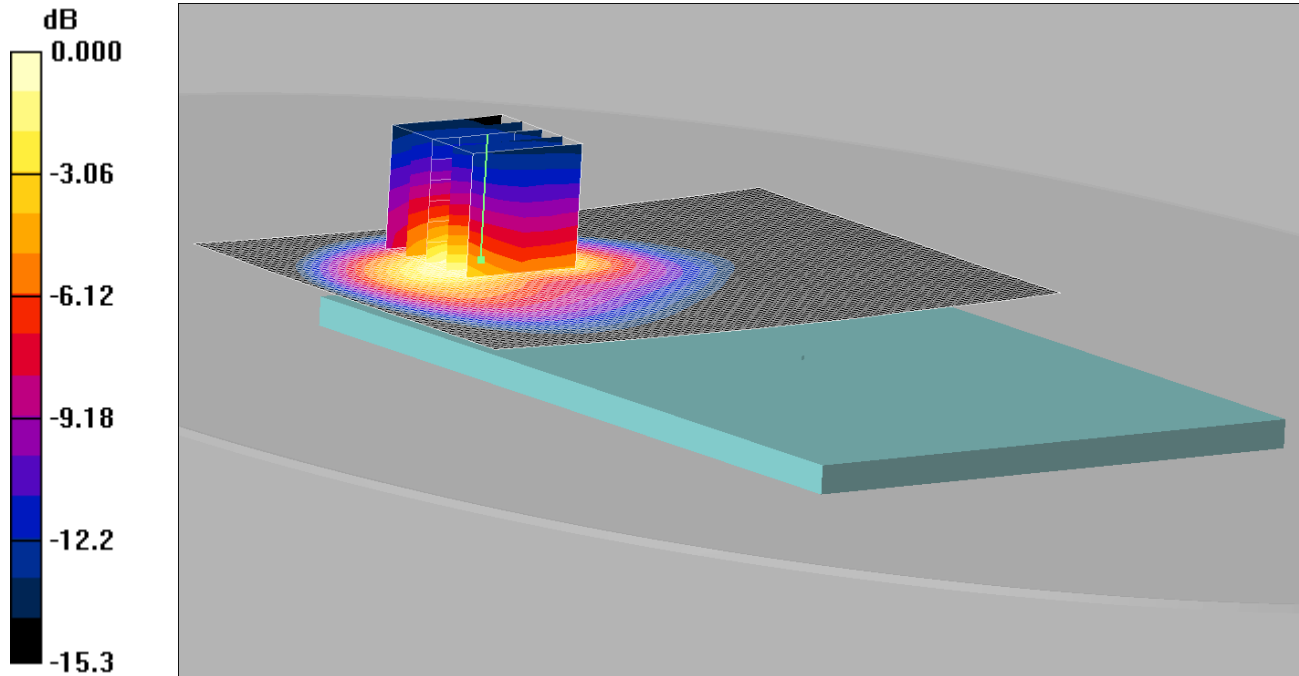
**SAR(1 g) = 1.09 mW/g; SAR(10 g) = 0.532 mW/g**

Maximum value of SAR (measured) = 1.25 mW/g

151: Back of EUT Facing Phantom LTE 17 50%RB Low CH23800

Date: 25/07/2014

DUT: A1600; Type: FCC ID: BCGA1600



0 dB = 1.14mW/g

Communication System: LTE - Band 17 / 10MHz Channel; Frequency: 711 MHz; Duty Cycle: 1:1

Medium: 750 MHz MSL Medium parameters used (interpolated):  $f = 711$  MHz;  $\sigma = 0.914$  mho/m;  $\epsilon_r = 54.8$ ;  $\rho = 1000$  kg/m<sup>3</sup>

Phantom section: Flat Section

DASY4 Configuration:

- Probe: ET3DV6 - SN1586; ConvF(6.32, 6.32, 6.32);
- Sensor-Surface: 4mm (Mechanical Surface Detection)
- Electronics: DAE3 Sn450; Calibrated: 31/10/2013
- Phantom: ELI v5.0; Type: QDOVA002AA; Serial: TP:xxxx
- Measurement SW: DASY4, V4.7 Build 80; Postprocessing SW: SEMCAD, V1.8 Build 186

**Back of EUT Facing Phantom - High/Area Scan (111x81x1):** Measurement grid: dx=15mm, dy=15mm

Maximum value of SAR (interpolated) = 0.895 mW/g

**Back of EUT Facing Phantom - High/Zoom Scan (5x5x7) (5x5x7)/Cube 0:** Measurement grid: dx=8mm, dy=8mm, dz=5mm

Reference Value = 32.1 V/m; Power Drift = 0.018 dB

Peak SAR (extrapolated) = 2.97 W/kg

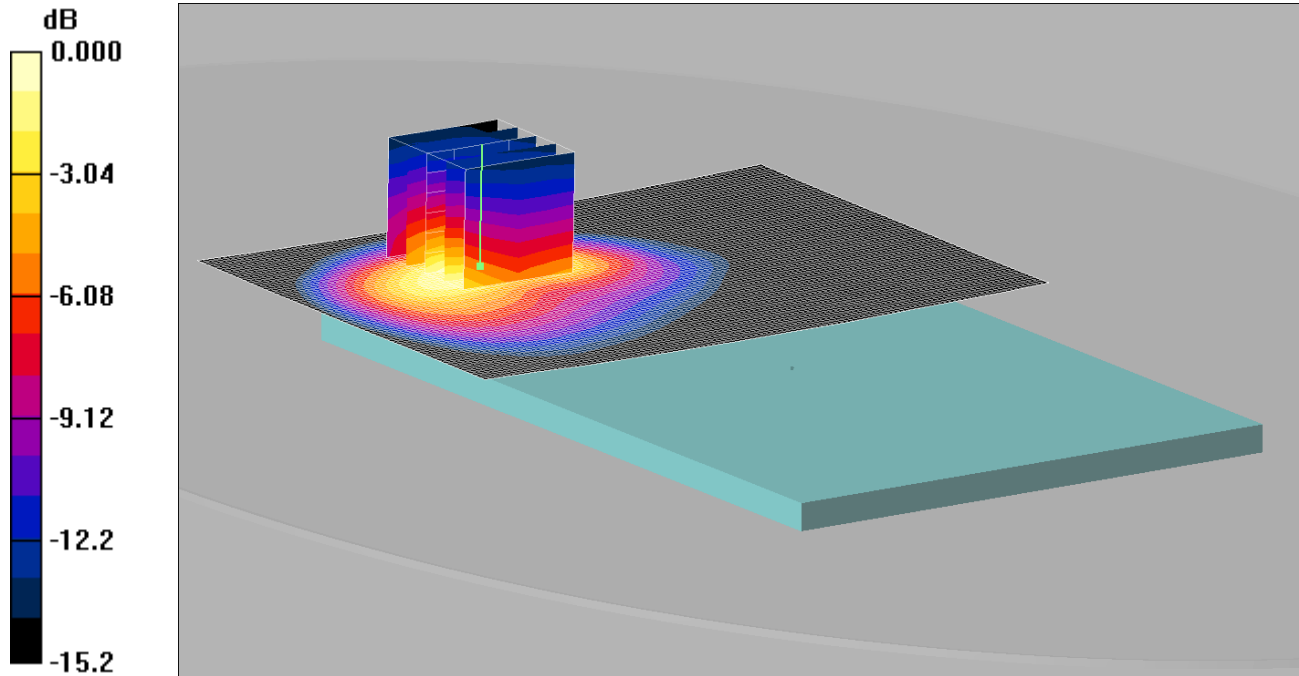
**SAR(1 g) = 1.09 mW/g; SAR(10 g) = 0.520 mW/g**

Maximum value of SAR (measured) = 1.14 mW/g

152: Back of EUT Facing Phantom LTE 17 100%RB CH23800

Date: 25/07/2014

DUT: A1600; Type: FCC ID: BCGA1600



0 dB = 1.15mW/g

Communication System: LTE - Band 17 / 10MHz Channel; Frequency: 711 MHz; Duty Cycle: 1:1

Medium: 750 MHz MSL Medium parameters used (interpolated):  $f = 711 \text{ MHz}$ ;  $\sigma = 0.914 \text{ mho/m}$ ;  $\epsilon_r = 54.8$ ;  $\rho = 1000 \text{ kg/m}^3$

Phantom section: Flat Section

DASY4 Configuration:

- Probe: ET3DV6 - SN1586; ConvF(6.32, 6.32, 6.32);
- Sensor-Surface: 4mm (Mechanical Surface Detection)
- Electronics: DAE3 Sn450; Calibrated: 31/10/2013
- Phantom: ELI v5.0; Type: QDOVA002AA; Serial: TP:xxxx
- Measurement SW: DASY4, V4.7 Build 80; Postprocessing SW: SEMCAD, V1.8 Build 186

**Back of EUT Facing Phantom - High/Area Scan (111x81x1):** Measurement grid:  $dx=15\text{mm}$ ,  $dy=15\text{mm}$

Maximum value of SAR (interpolated) = 0.896 mW/g

**Back of EUT Facing Phantom - High/Zoom Scan (5x5x7) (5x5x7)/Cube 0:** Measurement grid:  $dx=8\text{mm}$ ,  $dy=8\text{mm}$ ,  $dz=5\text{mm}$

Reference Value = 27.2 V/m; Power Drift = 0.083 dB

Peak SAR (extrapolated) = 3.00 W/kg

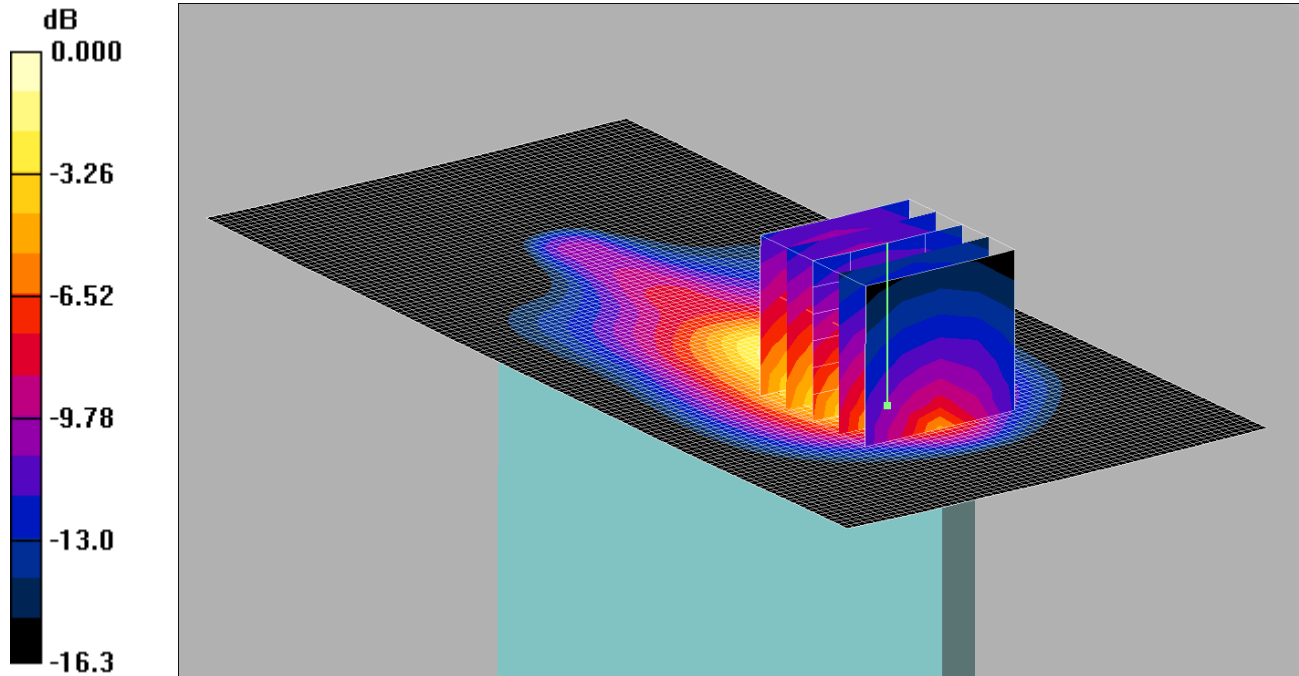
**SAR(1 g) = 1.11 mW/g; SAR(10 g) = 0.529 mW/g**

Maximum value of SAR (measured) = 1.15 mW/g

153: Top of EUT Facing Phantom LTE 17 1RB Low CH23790

Date: 25/07/2014

DUT: A1600; Type: FCC ID: BCGA1600



0 dB = 0.572mW/g

Communication System: LTE - Band 17 / 10MHz Channel; Frequency: 710 MHz; Duty Cycle: 1:1

Medium: 750 MHz MSL Medium parameters used (interpolated):  $f = 710$  MHz;  $\sigma = 0.913$  mho/m;  $\epsilon_r = 54.9$ ;  $\rho = 1000$  kg/m<sup>3</sup>

Phantom section: Flat Section

DASY4 Configuration:

- Probe: ET3DV6 - SN1586; ConvF(6.32, 6.32, 6.32);
- Sensor-Surface: 4mm (Mechanical Surface Detection)
- Electronics: DAE3 Sn450; Calibrated: 31/10/2013
- Phantom: ELI v5.0; Type: QDOVA002AA; Serial: TP:xxxx
- Measurement SW: DASY4, V4.7 Build 80; Postprocessing SW: SEMCAD, V1.8 Build 186

**Top of EUT Facing Phantom - Middle/Area Scan (61x131x1):** Measurement grid: dx=15mm, dy=15mm

Maximum value of SAR (interpolated) = 0.678 mW/g

**Top of EUT Facing Phantom - Middle/Zoom Scan (5x5x7) (5x5x7)/Cube 0:** Measurement grid: dx=8mm, dy=8mm, dz=5mm

Reference Value = 22.7 V/m; Power Drift = -0.087 dB

Peak SAR (extrapolated) = 1.46 W/kg

**SAR(1 g) = 0.478 mW/g; SAR(10 g) = 0.232 mW/g**

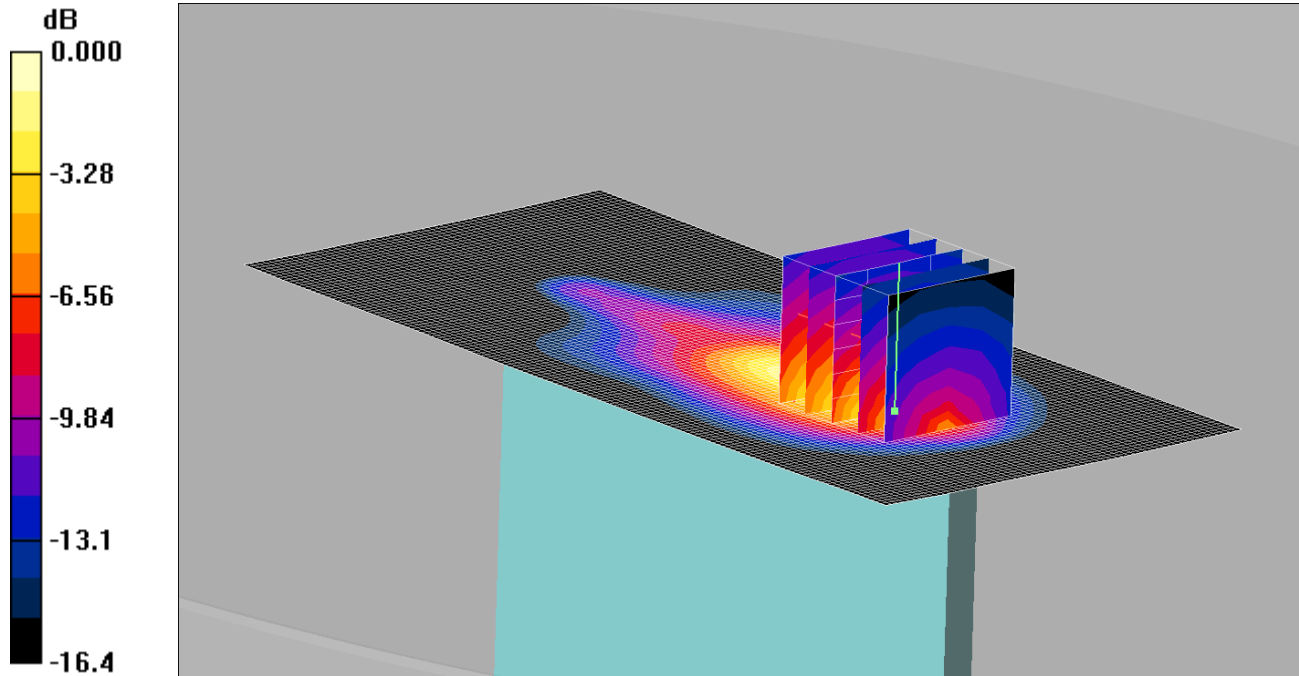
Maximum value of SAR (measured) = 0.572 mW/g



154: Top of EUT Facing Phantom LTE 17 50%RB Low CH23790

Date: 25/07/2014

DUT: A1600; Type: FCC ID: BCGA1600



0 dB = 0.593mW/g

Communication System: LTE - Band 17 / 10MHz Channel; Frequency: 710 MHz; Duty Cycle: 1:1

Medium: 750 MHz MSL Medium parameters used (interpolated):  $f = 710$  MHz;  $\sigma = 0.913$  mho/m;  $\epsilon_r = 54.9$ ;  $\rho = 1000$  kg/m<sup>3</sup>

Phantom section: Flat Section

DASY4 Configuration:

- Probe: ET3DV6 - SN1586; ConvF(6.32, 6.32, 6.32);
- Sensor-Surface: 4mm (Mechanical Surface Detection)
- Electronics: DAE3 Sn450; Calibrated: 31/10/2013
- Phantom: ELI v5.0; Type: QDOVA002AA; Serial: TP:xxxx
- Measurement SW: DASY4, V4.7 Build 80; Postprocessing SW: SEMCAD, V1.8 Build 186

**Top of EUT Facing Phantom - Middle/Area Scan (61x131x1):** Measurement grid: dx=15mm, dy=15mm

Maximum value of SAR (interpolated) = 0.663 mW/g

**Top of EUT Facing Phantom - Middle/Zoom Scan (5x5x7) (5x5x7)/Cube 0:** Measurement grid: dx=8mm, dy=8mm, dz=5mm

Reference Value = 22.7 V/m; Power Drift = -0.160 dB

Peak SAR (extrapolated) = 1.47 W/kg

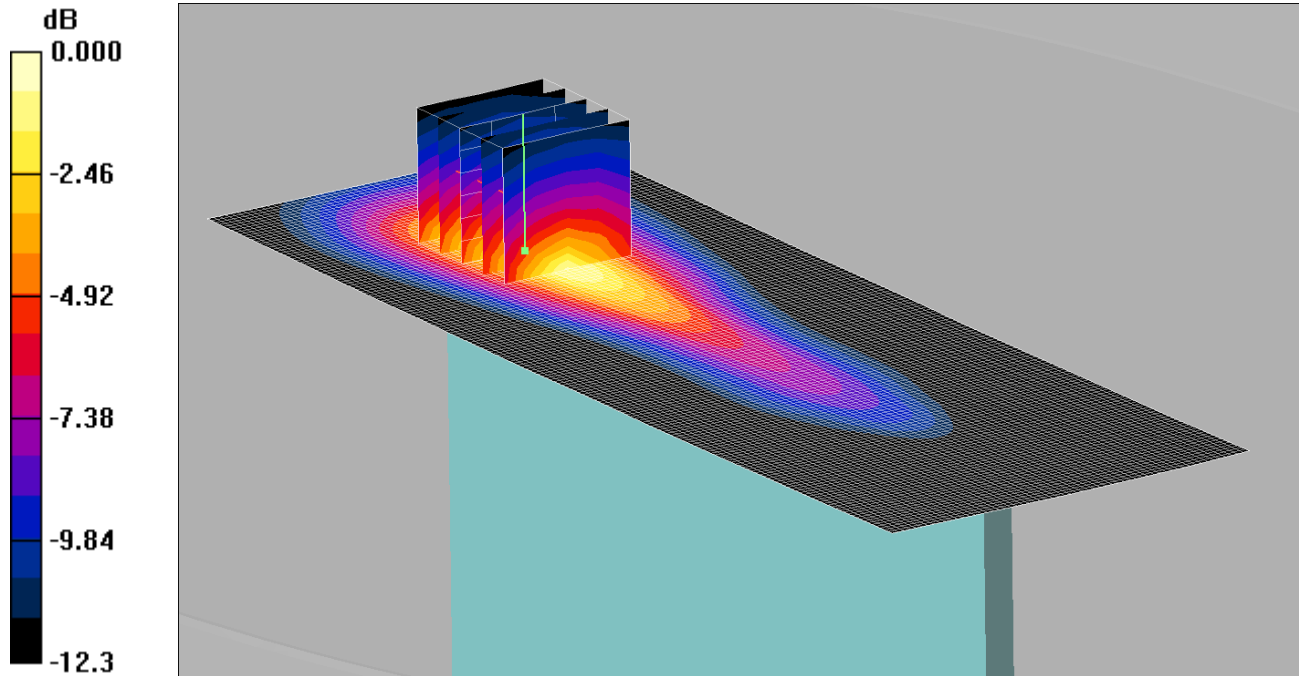
**SAR(1 g) = 0.487 mW/g; SAR(10 g) = 0.232 mW/g**

Maximum value of SAR (measured) = 0.593 mW/g

155: Right Side of EUT Facing Phantom LTE 17 1RB Low CH23790

Date: 25/07/2014

DUT: A1600; Type: FCC ID: BCGA1600



0 dB = 0.077mW/g

Communication System: LTE - Band 17 / 10MHz Channel; Frequency: 710 MHz; Duty Cycle: 1:1

Medium: 750 MHz MSL Medium parameters used (interpolated):  $f = 710 \text{ MHz}$ ;  $\sigma = 0.913 \text{ mho/m}$ ;  $\epsilon_r = 54.9$ ;  $\rho = 1000 \text{ kg/m}^3$

Phantom section: Flat Section

DASY4 Configuration:

- Probe: ET3DV6 - SN1586; ConvF(6.32, 6.32, 6.32);
- Sensor-Surface: 4mm (Mechanical Surface Detection)
- Electronics: DAE3 Sn450; Calibrated: 31/10/2013
- Phantom: ELI v5.0; Type: QDOVA002AA; Serial: TP:xxxx
- Measurement SW: DASY4, V4.7 Build 80; Postprocessing SW: SEMCAD, V1.8 Build 186

**Top of EUT Facing Phantom - Middle/Area Scan (61x171x1):** Measurement grid: dx=15mm, dy=15mm

Maximum value of SAR (interpolated) = 0.070 mW/g

**Top of EUT Facing Phantom - Middle/Zoom Scan (5x5x7) (5x5x7)/Cube 0:** Measurement grid: dx=8mm, dy=8mm, dz=5mm

Reference Value = 7.98 V/m; Power Drift = 0.026 dB

Peak SAR (extrapolated) = 0.133 W/kg

**SAR(1 g) = 0.066 mW/g; SAR(10 g) = 0.036 mW/g**

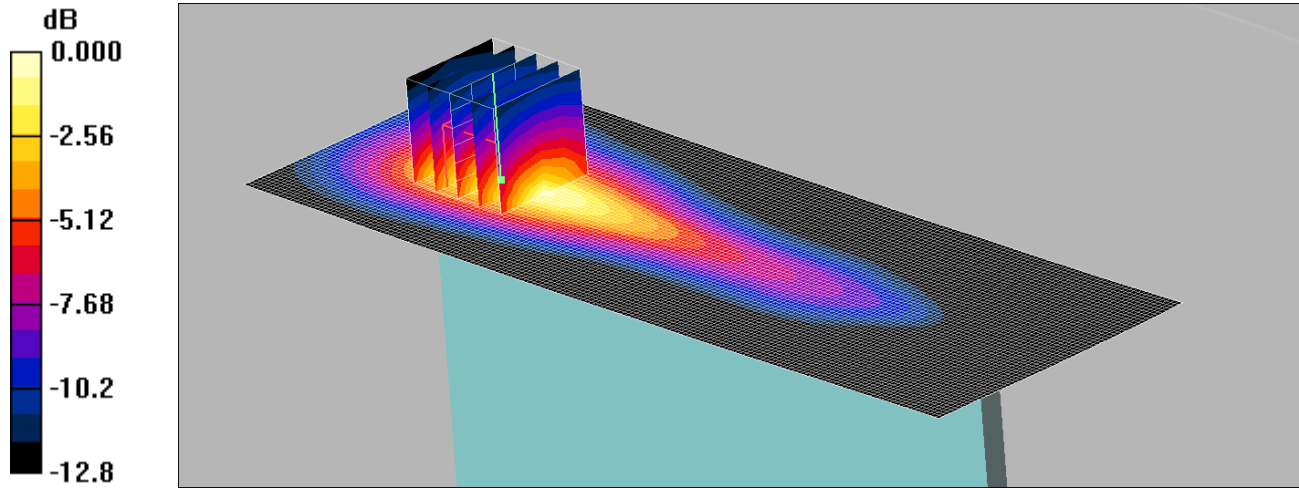
Maximum value of SAR (measured) = 0.077 mW/g

**Note: SAR level measured is very low as equivalent to noise floor.**

156: Right Side of EUT Facing Phantom LTE 17 50%RB Low CH23790

Date: 25/07/2014

DUT: A1600; Type: FCC ID: BCGA1600



0 dB = 0.080mW/g

Communication System: LTE - Band 17 / 10MHz Channel; Frequency: 710 MHz;Duty Cycle: 1:1

Medium: 750 MHz MSL Medium parameters used (interpolated): f = 710 MHz;  $\sigma = 0.913$  mho/m;  $\epsilon_r = 54.9$ ;  $\rho = 1000$  kg/m<sup>3</sup>

Phantom section: Flat Section

DASY4 Configuration:

- Probe: ET3DV6 - SN1586; ConvF(6.32, 6.32, 6.32);
- Sensor-Surface: 4mm (Mechanical Surface Detection)
- Electronics: DAE3 Sn450; Calibrated: 31/10/2013
- Phantom: ELI v5.0; Type: QDOVA002AA; Serial: TP:xxxx
- Measurement SW: DASY4, V4.7 Build 80; Postprocessing SW: SEMCAD, V1.8 Build 186

**Top of EUT Facing Phantom - Middle/Area Scan (61x171x1):** Measurement grid: dx=15mm, dy=15mm

Maximum value of SAR (interpolated) = 0.074 mW/g

**Top of EUT Facing Phantom - Middle/Zoom Scan (5x5x7) (5x5x7)/Cube 0:** Measurement grid: dx=8mm, dy=8mm, dz=5mm

Reference Value = 8.27 V/m; Power Drift = -0.036 dB

Peak SAR (extrapolated) = 0.135 W/kg

**SAR(1 g) = 0.068 mW/g; SAR(10 g) = 0.037 mW/g**

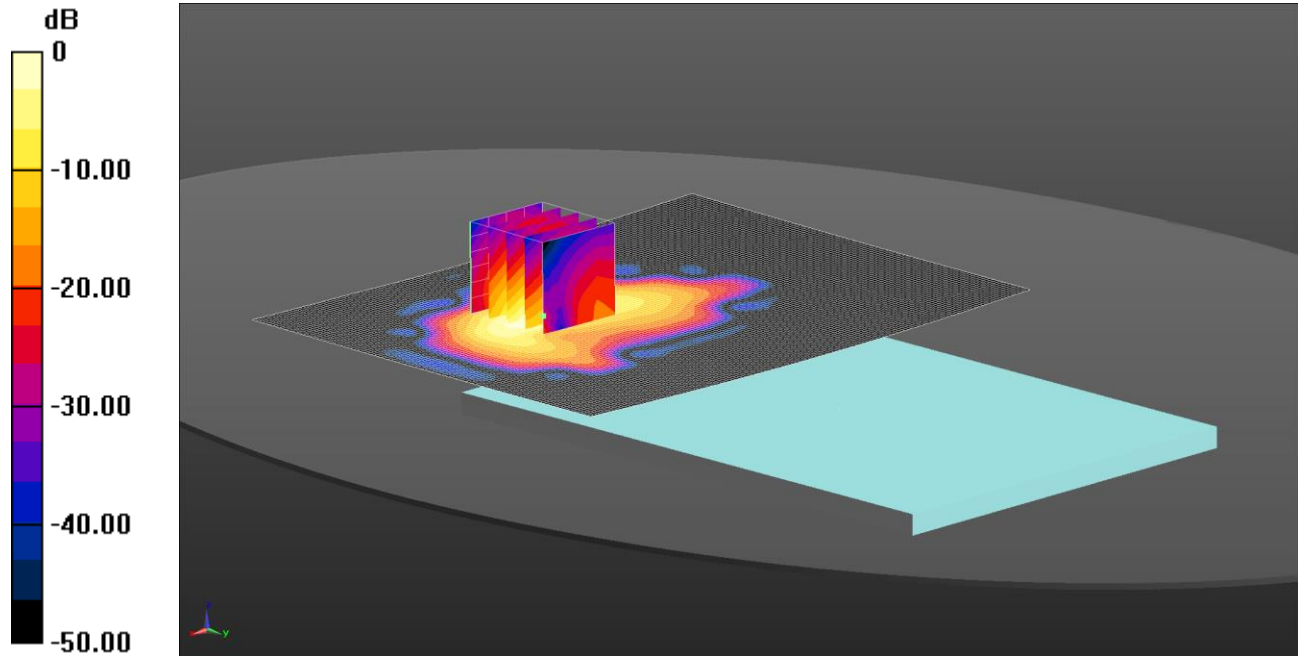
Maximum value of SAR (measured) = 0.080 mW/g

**Note: SAR level measured is very low as equivalent to noise floor.**

157: Back of EUT Facing Phantom LTE Band 25 1RB Low CH26365

Date: 24/07/14

DUT: A1600; Type: FCC ID: BCGA1600



0 dB = 1.01 W/kg = 0.04 dBW/kg

Communication System: UID 0, LTE Band 25 (0); Frequency: 1882.5 MHz; Duty Cycle: 1:1

Medium: 1900 MHz /MSL Medium parameters used (interpolated): f = 1882.5 MHz;  $\sigma = 1.531$  S/m;  $\epsilon_r = 53.555$ ;  $\rho = 1000$  kg/m<sup>3</sup>

Phantom section: Flat Section

DASY4 Configuration:

- Probe: EX3DV4 - SN3995; ConvF(7.74, 7.74, 7.74); Calibrated: 09/05/14;
- Sensor-Surface: 4mm (Mechanical Surface Detection)
- Electronics: DAE4 Sn1435; Calibrated: 15/04/14
- Phantom: ELI v5.0 (30deg probe tilt); Type: QDOVA002AA; Serial: TP:xxxx
- ; SEMCAD X Version 14.6.10 (7331)

**Configuration/Back of EUT Facing Phantom - Low/Area Scan (131x101x1):** Interpolated grid: dx=1.500 mm, dy=1.500 mm

Maximum value of SAR (interpolated) = 1.01 W/kg

**Configuration/Back of EUT Facing Phantom - Low/Zoom Scan (5x5x7) 2 (5x5x7)/Cube 0:** Measurement grid: dx=8mm, dy=8mm, dz=5mm

Reference Value = 6.681 V/m; Power Drift = 0.14 dB

Peak SAR (extrapolated) = 1.74 W/kg

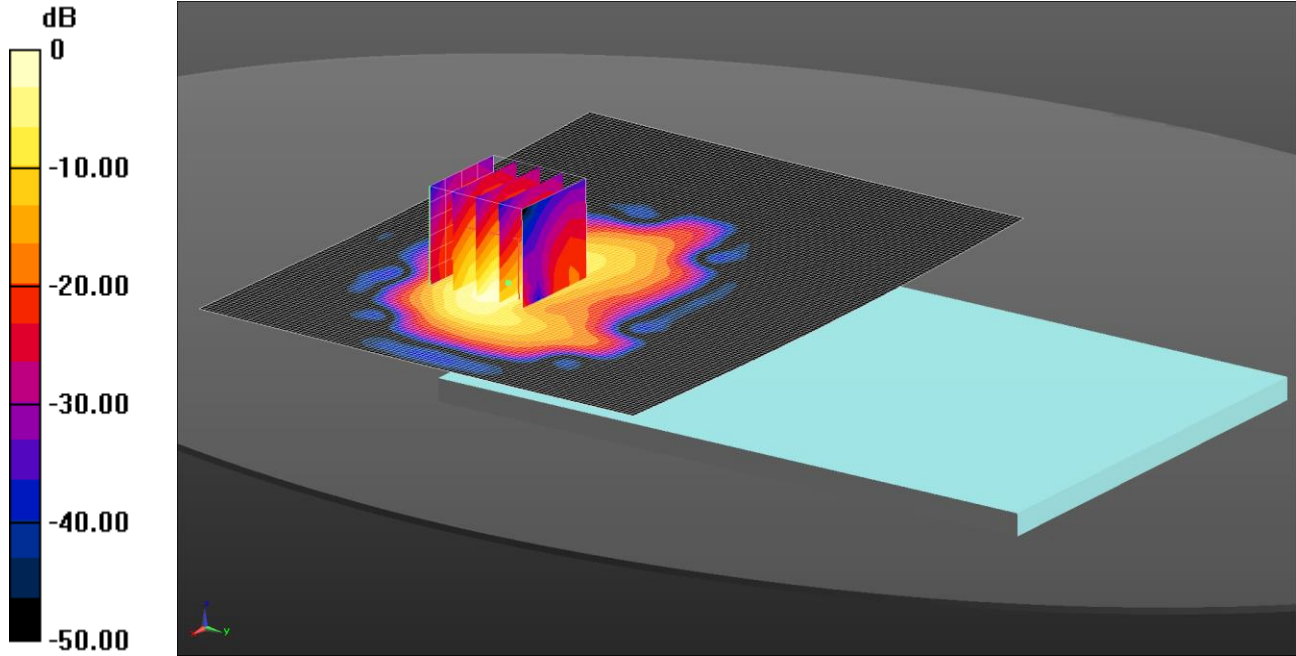
**SAR(1 g) = 0.873 W/kg; SAR(10 g) = 0.387 W/kg**

Maximum value of SAR (measured) = 1.04 W/kg

158: Back of EUT Facing Phantom LTE Band 25 1RB Low CH26140

Date: 24/07/14

DUT: A1600; Type: FCC ID: BCGA1600



0 dB = 1.08 W/kg = 0.34 dBW/kg

Communication System: UID 0, LTE Band 25 (0); Frequency: 1860 MHz; Duty Cycle: 1:1

Medium: 1900 MHz /MSL Medium parameters used (interpolated):  $f = 1860$  MHz;  $\sigma = 1.509$  S/m;  $\epsilon_r = 53.635$ ;  $\rho = 1000$  kg/m<sup>3</sup>

Phantom section: Flat Section

DASY4 Configuration:

- Probe: EX3DV4 - SN3995; ConvF(7.74, 7.74, 7.74); Calibrated: 09/05/14;

- Sensor-Surface: 4mm (Mechanical Surface Detection)

- Electronics: DAE4 Sn1435; Calibrated: 15/04/14

- Phantom: ELI v5.0 (30deg probe tilt); Type: QDOVA002AA; Serial: TP:xxxx

- ; SEMCAD X Version 14.6.10 (7331)

**Configuration/Back of EUT Facing Phantom - Low/Area Scan (131x101x1):** Interpolated grid: dx=1.500 mm, dy=1.500 mm

Maximum value of SAR (interpolated) = 1.08 W/kg

**Configuration/Back of EUT Facing Phantom - Low/Zoom Scan (5x5x7) 2 (5x5x7)/Cube 0:** Measurement grid: dx=8mm, dy=8mm, dz=5mm

Reference Value = 6.651 V/m; Power Drift = 0.11 dB

Peak SAR (extrapolated) = 1.87 W/kg

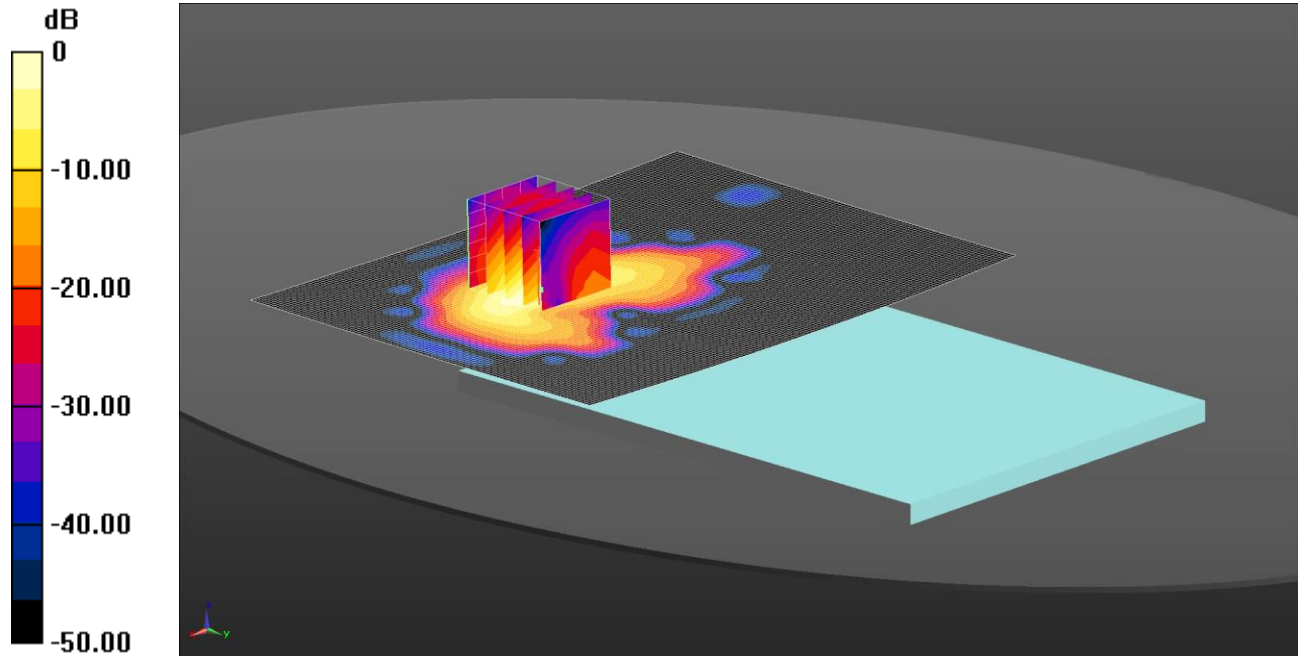
**SAR(1 g) = 0.926 W/kg; SAR(10 g) = 0.410 W/kg**

Maximum value of SAR (measured) = 1.09 W/kg

159: Back of EUT Facing Phantom LTE Band 25 1RB Low CH26590

Date: 24/07/14

DUT: A1600; Type: FCC ID: BCGA1600



0 dB = 1.01 W/kg = 0.06 dBW/kg

Communication System: UID 0, LTE Band 25 (0); Frequency: 1905 MHz; Duty Cycle: 1:1

Medium: 1900 MHz /MSL Medium parameters used (interpolated): f = 1905 MHz;  $\sigma = 1.554$  S/m;  $\epsilon_r = 53.475$ ;  $\rho = 1000$  kg/m<sup>3</sup>

Phantom section: Flat Section

DASY4 Configuration:

- Probe: EX3DV4 - SN3995; ConvF(7.74, 7.74, 7.74); Calibrated: 09/05/14;

- Sensor-Surface: 4mm (Mechanical Surface Detection)

- Electronics: DAE4 Sn1435; Calibrated: 15/04/14

- Phantom: ELI v5.0 (30deg probe tilt); Type: QDOVA002AA; Serial: TP:xxxx

- ; SEMCAD X Version 14.6.10 (7331)

**Configuration/Back of EUT Facing Phantom - Low/Area Scan (131x101x1):** Interpolated grid: dx=1.500 mm, dy=1.500 mm

Maximum value of SAR (interpolated) = 1.01 W/kg

**Configuration/Back of EUT Facing Phantom - Low/Zoom Scan (5x5x7) 2 (5x5x7)/Cube 0:** Measurement grid: dx=8mm, dy=8mm, dz=5mm

Reference Value = 6.983 V/m; Power Drift = 0.08 dB

Peak SAR (extrapolated) = 1.75 W/kg

**SAR(1 g) = 0.875 W/kg; SAR(10 g) = 0.387 W/kg**

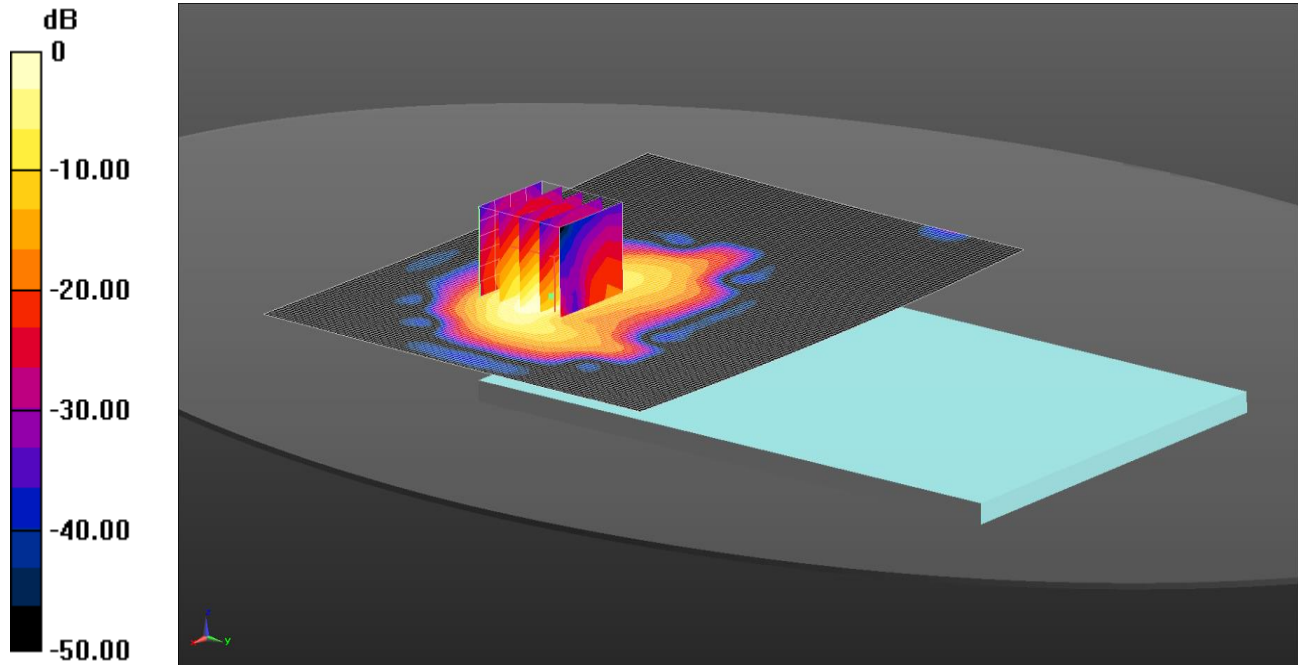
Maximum value of SAR (measured) = 1.04 W/kg



160: Back of EUT Facing Phantom LTE Band 25 50% RB Middle CH26365

Date: 24/07/14

DUT: A1600; Type: FCC ID: BCGA1600



0 dB = 1.07 W/kg = 0.28 dBW/kg

Communication System: UID 0, LTE Band 25 (0); Frequency: 1882.5 MHz; Duty Cycle: 1:1

Medium: 1900 MHz /MSL Medium parameters used (interpolated): f = 1882.5 MHz;  $\sigma = 1.531$  S/m;  $\epsilon_r = 53.555$ ;  $\rho = 1000$  kg/m<sup>3</sup>

Phantom section: Flat Section

DASY4 Configuration:

- Probe: EX3DV4 - SN3995; ConvF(7.74, 7.74, 7.74); Calibrated: 09/05/14;
- Sensor-Surface: 4mm (Mechanical Surface Detection)
- Electronics: DAE4 Sn1435; Calibrated: 15/04/14
- Phantom: ELI v5.0 (30deg probe tilt); Type: QDOVA002AA; Serial: TP:xxxx
- ; SEMCAD X Version 14.6.10 (7331)

**Configuration/Back of EUT Facing Phantom - Low/Area Scan (131x101x1):** Interpolated grid: dx=1.500 mm, dy=1.500 mm

Maximum value of SAR (interpolated) = 1.07 W/kg

**Configuration/Back of EUT Facing Phantom - Low/Zoom Scan (5x5x7) 2 (5x5x7)/Cube 0:** Measurement grid: dx=8mm, dy=8mm, dz=5mm

Reference Value = 6.743 V/m; Power Drift = 0.14 dB

Peak SAR (extrapolated) = 1.87 W/kg

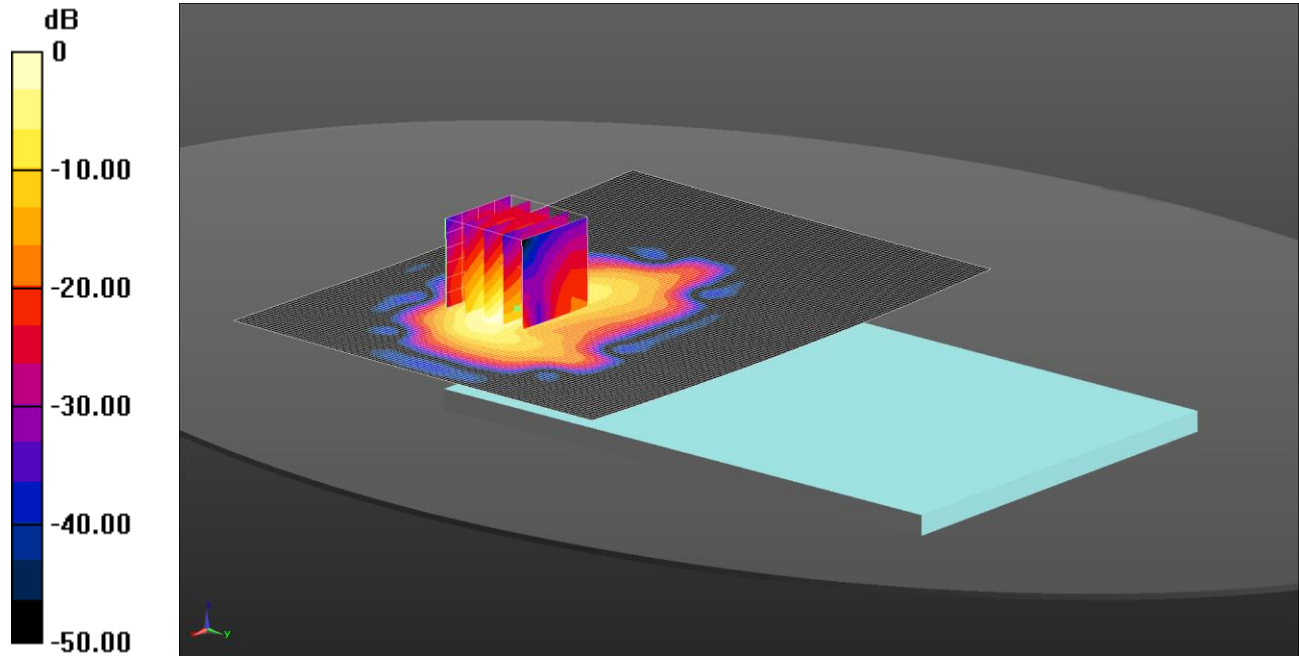
**SAR(1 g) = 0.929 W/kg; SAR(10 g) = 0.413 W/kg**

Maximum value of SAR (measured) = 1.11 W/kg

161: Back of EUT Facing Phantom LTE Band 25 50% RB Middle CH26140

Date: 24/07/14

DUT: A1600; Type: FCC ID: BCGA1600



0 dB = 1.11 W/kg = 0.44 dBW/kg

Communication System: UID 0, LTE Band 25 (0); Frequency: 1860 MHz; Duty Cycle: 1:1

Medium: 1900 MHz /MSL Medium parameters used (interpolated):  $f = 1860$  MHz;  $\sigma = 1.509$  S/m;  $\epsilon_r = 53.635$ ;  $\rho = 1000$  kg/m<sup>3</sup>

Phantom section: Flat Section

DASY4 Configuration:

- Probe: EX3DV4 - SN3995; ConvF(7.74, 7.74, 7.74); Calibrated: 09/05/14;

- Sensor-Surface: 4mm (Mechanical Surface Detection)

- Electronics: DAE4 Sn1435; Calibrated: 15/04/14

- Phantom: ELI v5.0 (30deg probe tilt); Type: QDOVA002AA; Serial: TP:xxxx

- ; SEMCAD X Version 14.6.10 (7331)

**Configuration/Back of EUT Facing Phantom - Low/Area Scan (131x101x1):** Interpolated grid: dx=1.500 mm, dy=1.500 mm

Maximum value of SAR (interpolated) = 1.11 W/kg

**Configuration/Back of EUT Facing Phantom - Low/Zoom Scan (5x5x7) 2 (5x5x7)/Cube 0:** Measurement grid: dx=8mm, dy=8mm, dz=5mm

Reference Value = 6.669 V/m; Power Drift = 0.02 dB

Peak SAR (extrapolated) = 1.88 W/kg

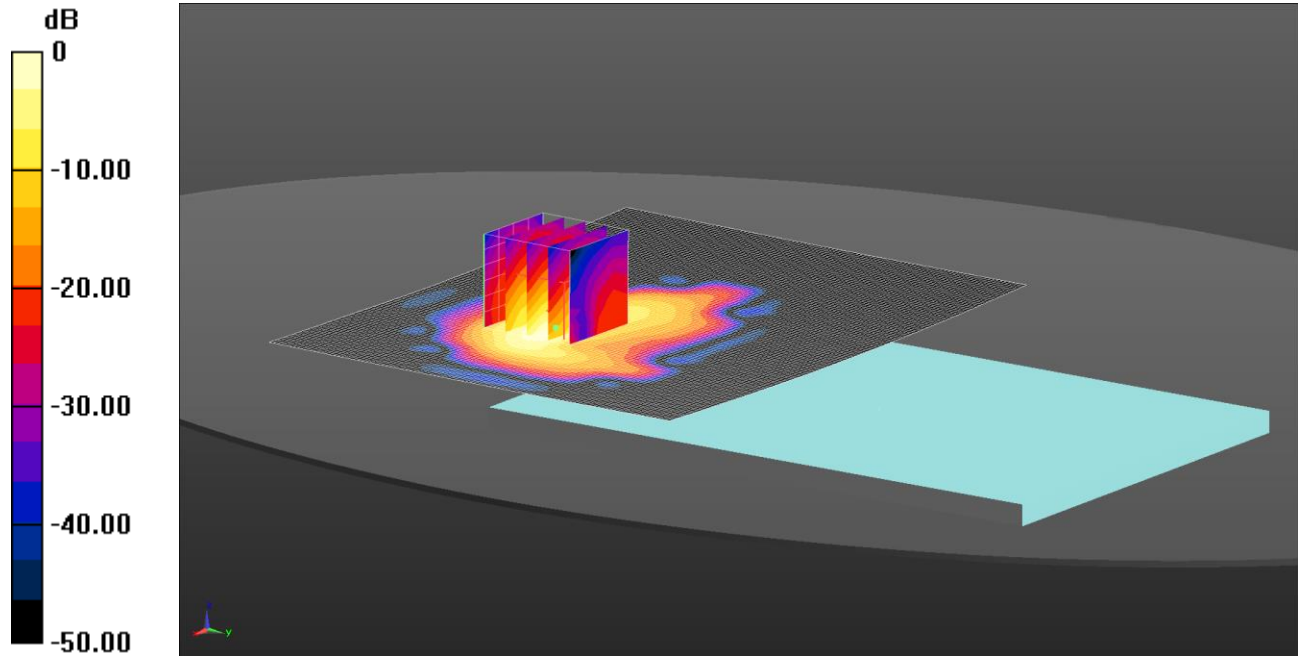
**SAR(1 g) = 0.941 W/kg; SAR(10 g) = 0.418 W/kg**

Maximum value of SAR (measured) = 1.13 W/kg

162: Back of EUT Facing Phantom LTE Band 25 50% RB Middle CH26590

Date: 24/07/14

DUT: A1600; Type: FCC ID: BCGA1600



0 dB = 1.03 W/kg = 0.14 dBW/kg

Communication System: UID 0, LTE Band 25 (0); Frequency: 1905 MHz; Duty Cycle: 1:1

Medium: 1900 MHz /MSL Medium parameters used (interpolated):  $f = 1905$  MHz;  $\sigma = 1.554$  S/m;  $\epsilon_r = 53.475$ ;  $\rho = 1000$  kg/m<sup>3</sup>

Phantom section: Flat Section

DASY4 Configuration:

- Probe: EX3DV4 - SN3995; ConvF(7.74, 7.74, 7.74); Calibrated: 09/05/14;
- Sensor-Surface: 4mm (Mechanical Surface Detection)
- Electronics: DAE4 Sn1435; Calibrated: 15/04/14
- Phantom: ELI v5.0 (30deg probe tilt); Type: QDOVA002AA; Serial: TP:xxxx
- ; SEMCAD X Version 14.6.10 (7331)

**Configuration/Back of EUT Facing Phantom - Low/Area Scan (131x101x1):** Interpolated grid: dx=1.500 mm, dy=1.500 mm

Maximum value of SAR (interpolated) = 1.03 W/kg

**Configuration/Back of EUT Facing Phantom - Low/Zoom Scan (5x5x7) 2 (5x5x7)/Cube 0:** Measurement grid: dx=8mm, dy=8mm, dz=5mm

Reference Value = 6.841 V/m; Power Drift = 0.05 dB

Peak SAR (extrapolated) = 1.84 W/kg

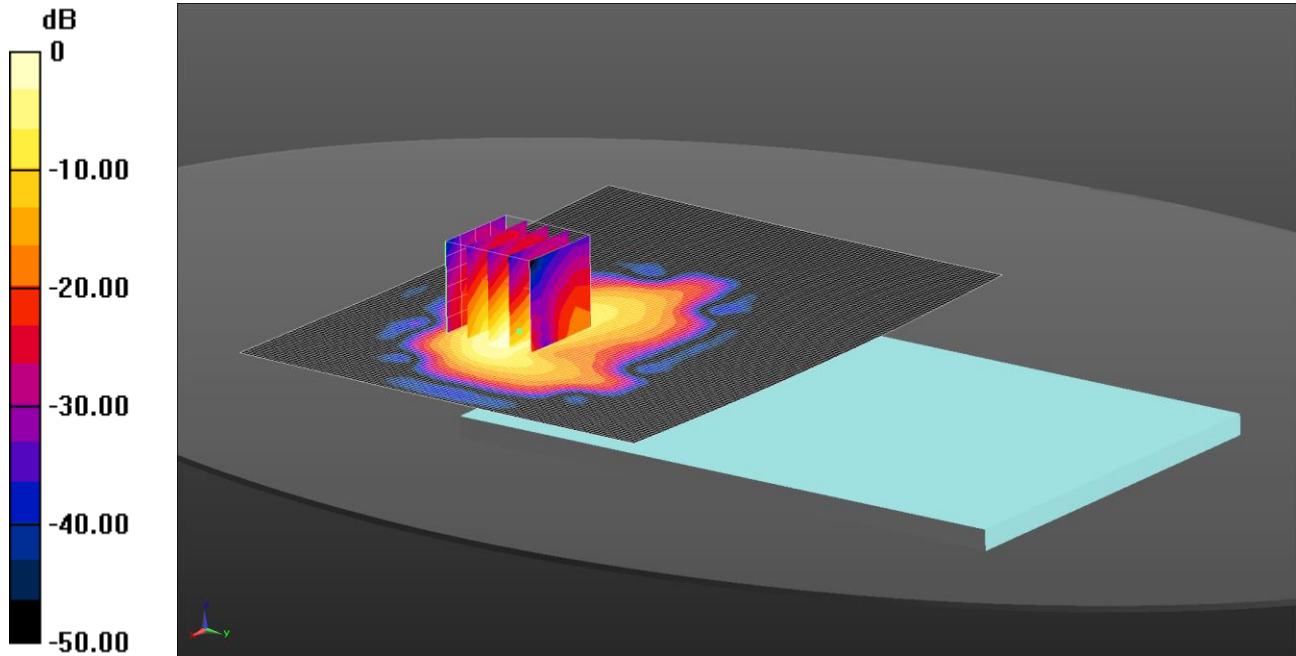
**SAR(1 g) = 0.909 W/kg; SAR(10 g) = 0.403 W/kg**

Maximum value of SAR (measured) = 1.09 W/kg

163: Back of EUT Facing Phantom LTE Band 25 100% RB Middle CH26365

Date: 24/07/14

DUT: A1600; Type: FCC ID: BCGA1600



0 dB = 1.00 W/kg = 0.01 dBW/kg

Communication System: UID 0, LTE Band 25 (0); Frequency: 1882.5 MHz; Duty Cycle: 1:1

Medium: 1900 MHz /MSL Medium parameters used (interpolated): f = 1882.5 MHz;  $\sigma = 1.531$  S/m;  $\epsilon_r = 53.555$ ;  $\rho = 1000$  kg/m<sup>3</sup>

Phantom section: Flat Section

DASY4 Configuration:

- Probe: EX3DV4 - SN3995; ConvF(7.74, 7.74, 7.74); Calibrated: 09/05/14;

- Sensor-Surface: 4mm (Mechanical Surface Detection)

- Electronics: DAE4 Sn1435; Calibrated: 15/04/14

- Phantom: ELI v5.0 (30deg probe tilt); Type: QDOVA002AA; Serial: TP:xxxx

- ; SEMCAD X Version 14.6.10 (7331)

**Configuration/Back of EUT Facing Phantom - Low/Area Scan (131x101x1):** Interpolated grid: dx=1.500 mm, dy=1.500 mm

Maximum value of SAR (interpolated) = 1.00 W/kg

**Configuration/Back of EUT Facing Phantom - Low/Zoom Scan (5x5x7) 2 (5x5x7)/Cube 0:** Measurement grid: dx=8mm, dy=8mm, dz=5mm

Reference Value = 6.588 V/m; Power Drift = 0.04 dB

Peak SAR (extrapolated) = 1.77 W/kg

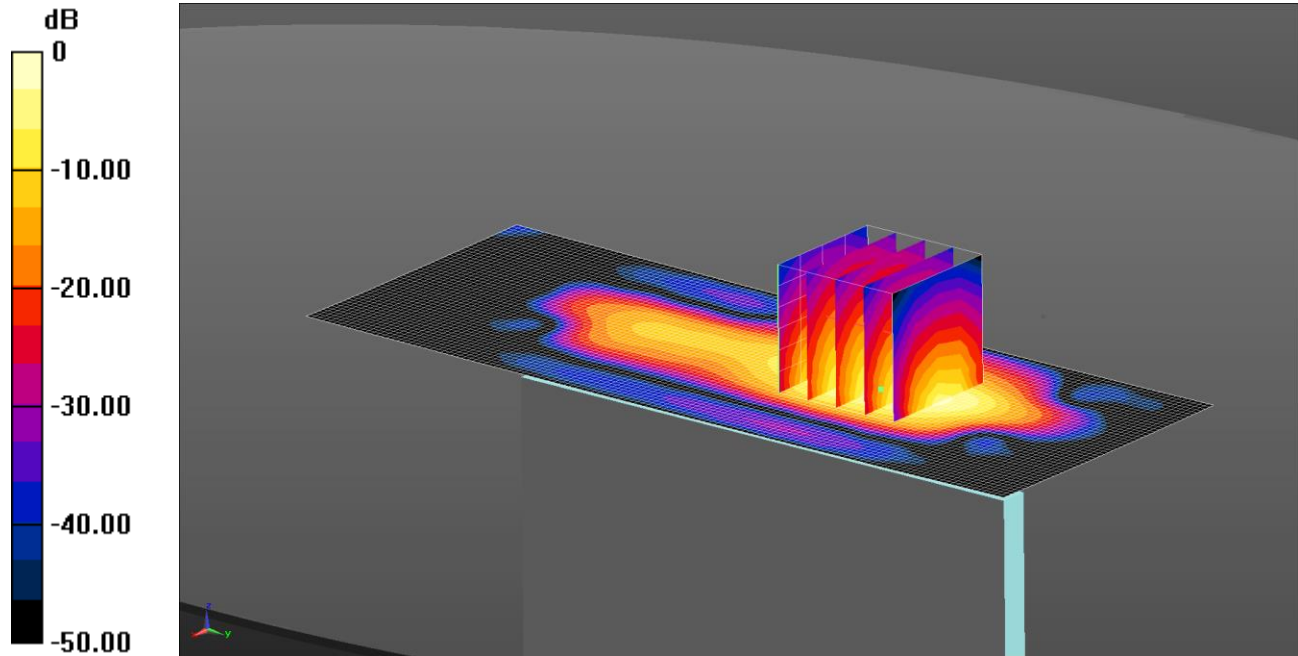
**SAR(1 g) = 0.879 W/kg; SAR(10 g) = 0.390 W/kg**

Maximum value of SAR (measured) = 1.03 W/kg

164: Top of EUT Facing Phantom LTE Band 25 1RB Low CH26265

Date: 24/07/14

DUT: A1600; Type: FCC ID: BCGA1600



0 dB = 1.04 W/kg = 0.17 dBW/kg

Communication System: UID 0, LTE Band 25 (0); Frequency: 1882.5 MHz; Duty Cycle: 1:1

Medium: 1900 MHz /MSL Medium parameters used (interpolated): f = 1882.5 MHz;  $\sigma = 1.531$  S/m;  $\epsilon_r = 53.555$ ;  $\rho = 1000$  kg/m<sup>3</sup>

Phantom section: Flat Section

DASY4 Configuration:

- Probe: EX3DV4 - SN3995; ConvF(7.74, 7.74, 7.74); Calibrated: 09/05/14;

- Sensor-Surface: 4mm (Mechanical Surface Detection)

- Electronics: DAE4 Sn1435; Calibrated: 15/04/14

- Phantom: ELI v5.0 (30deg probe tilt); Type: QDOVA002AA; Serial: TP:xxxx

- ; SEMCAD X Version 14.6.10 (7331)

**Configuration/Top of EUT Facing Phantom - Low/Area Scan (51x131x1):** Interpolated grid: dx=1.500 mm, dy=1.500 mm

Maximum value of SAR (interpolated) = 1.04 W/kg

**Configuration/Top of EUT Facing Phantom - Low/Zoom Scan (5x5x7) 2 (5x5x7)/Cube 0:** Measurement grid: dx=8mm, dy=8mm, dz=5mm

Reference Value = 22.94 V/m; Power Drift = 0.02 dB

Peak SAR (extrapolated) = 1.42 W/kg

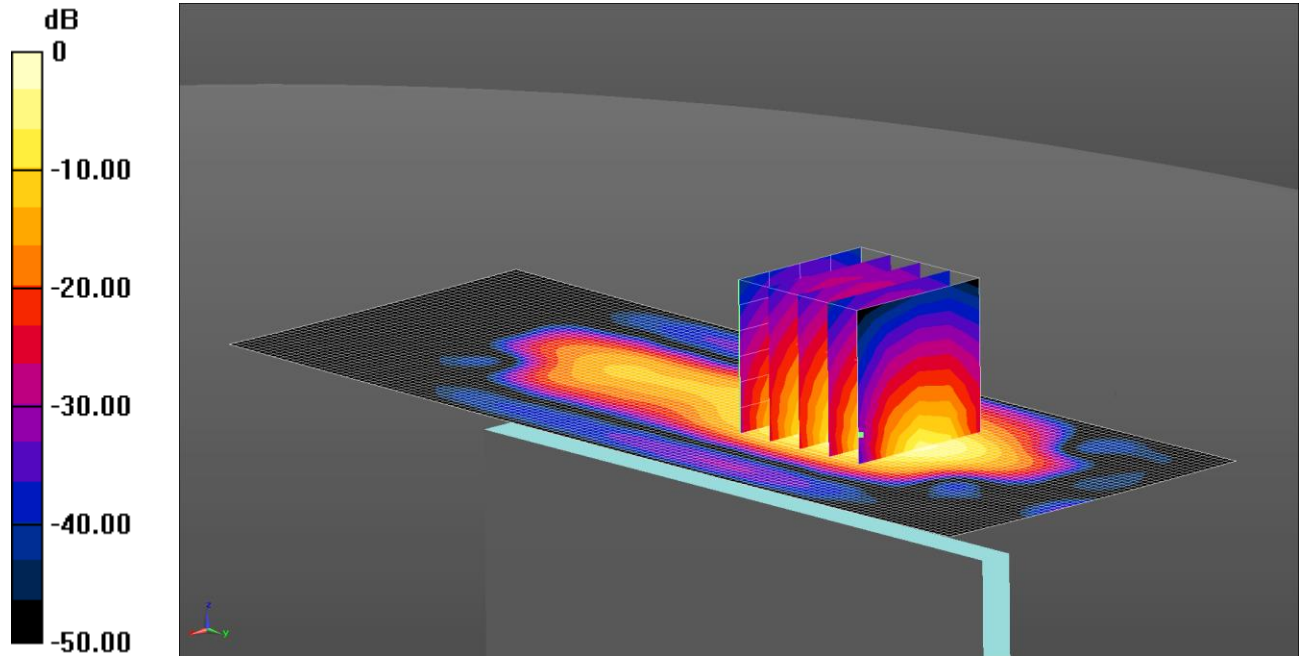
**SAR(1 g) = 0.725 W/kg; SAR(10 g) = 0.338 W/kg**

Maximum value of SAR (measured) = 0.813 W/kg

165: Top of EUT Facing Phantom LTE Band 25 50% RB Middle CH26365

Date: 24/07/14

DUT: A1600; Type: FCC ID: BCGA1600



0 dB = 1.21 W/kg = 0.83 dBW/kg

Communication System: UID 0, LTE Band 25 (0); Frequency: 1882.5 MHz; Duty Cycle: 1:1

Medium: 1900 MHz /MSL Medium parameters used (interpolated): f = 1882.5 MHz;  $\sigma = 1.531$  S/m;  $\epsilon_r = 53.555$ ;  $\rho = 1000$  kg/m<sup>3</sup>

Phantom section: Flat Section

DASY4 Configuration:

- Probe: EX3DV4 - SN3995; ConvF(7.74, 7.74, 7.74); Calibrated: 09/05/14;

- Sensor-Surface: 4mm (Mechanical Surface Detection)

- Electronics: DAE4 Sn1435; Calibrated: 15/04/14

- Phantom: ELI v5.0 (30deg probe tilt); Type: QDOVA002AA; Serial: TP:xxxx

- ; SEMCAD X Version 14.6.10 (7331)

**Configuration/Top of EUT Facing Phantom - Low/Area Scan (51x131x1):** Interpolated grid: dx=1.500 mm, dy=1.500 mm

Maximum value of SAR (interpolated) = 1.21 W/kg

**Configuration/Top of EUT Facing Phantom - Low/Zoom Scan (5x5x7) 2 (5x5x7)/Cube 0:** Measurement grid: dx=8mm, dy=8mm, dz=5mm

Reference Value = 21.99 V/m; Power Drift = 0.10 dB

Peak SAR (extrapolated) = 1.68 W/kg

**SAR(1 g) = 0.858 W/kg; SAR(10 g) = 0.400 W/kg**

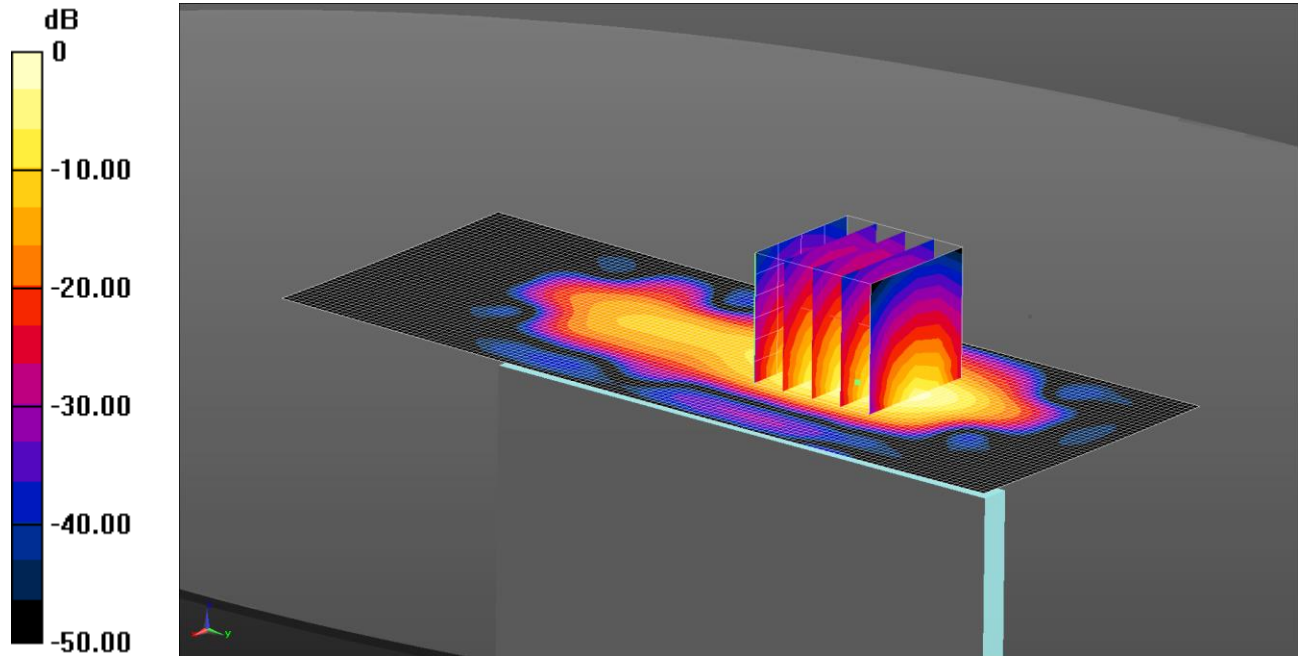
Maximum value of SAR (measured) = 0.965 W/kg



166: Top of EUT Facing Phantom LTE Band 25 50% RB Middle CH26140

Date: 24/07/14

DUT: A1600; Type: FCC ID: BCGA1600



0 dB = 1.17 W/kg = 0.68 dBW/kg

Communication System: UID 0, LTE Band 25 (0); Frequency: 1860 MHz; Duty Cycle: 1:1

Medium: 1900 MHz /MSL Medium parameters used (interpolated):  $f = 1860$  MHz;  $\sigma = 1.509$  S/m;  $\epsilon_r = 53.635$ ;  $\rho = 1000$  kg/m<sup>3</sup>

Phantom section: Flat Section

DASY4 Configuration:

- Probe: EX3DV4 - SN3995; ConvF(7.74, 7.74, 7.74); Calibrated: 09/05/14;
- Sensor-Surface: 4mm (Mechanical Surface Detection)
- Electronics: DAE4 Sn1435; Calibrated: 15/04/14
- Phantom: ELI v5.0 (30deg probe tilt); Type: QDOVA002AA; Serial: TP:xxxx
- ; SEMCAD X Version 14.6.10 (7331)

**Configuration/Top of EUT Facing Phantom - Low/Area Scan (51x131x1):** Interpolated grid: dx=1.500 mm, dy=1.500 mm

Maximum value of SAR (interpolated) = 1.17 W/kg

**Configuration/Top of EUT Facing Phantom - Low/Zoom Scan (5x5x7) 2 (5x5x7)/Cube 0:** Measurement grid: dx=8mm, dy=8mm, dz=5mm

Reference Value = 21.57 V/m; Power Drift = 0.08 dB

Peak SAR (extrapolated) = 1.56 W/kg

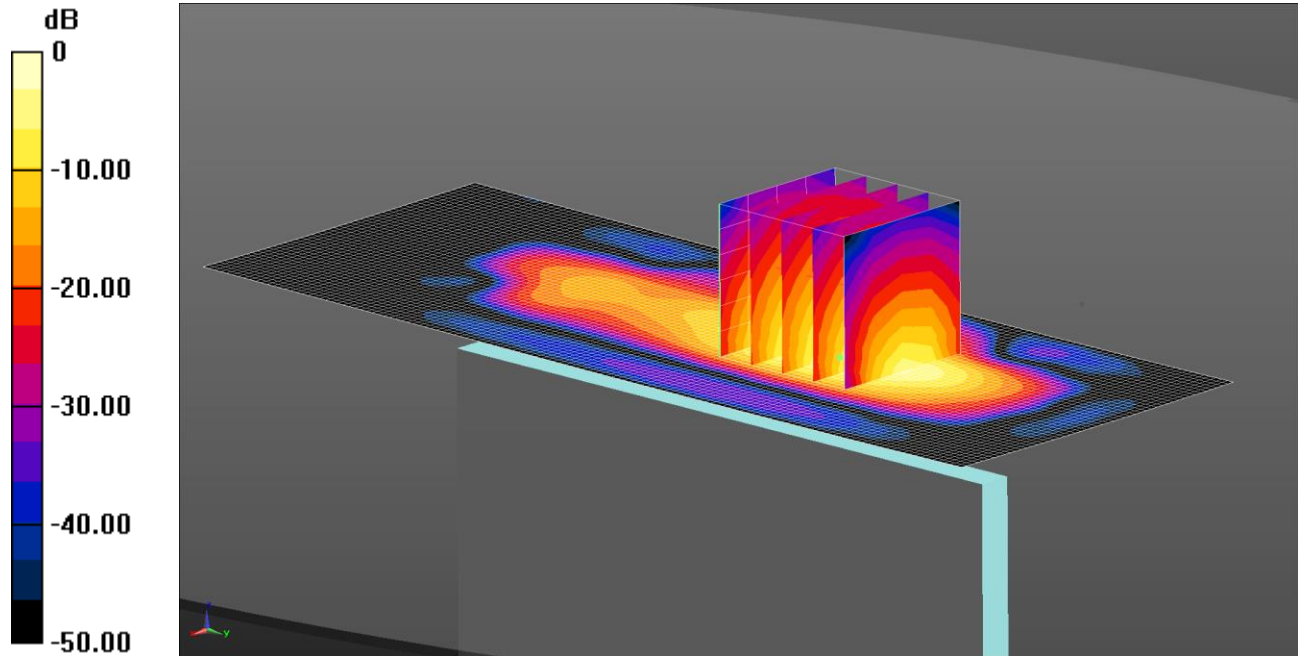
**SAR(1 g) = 0.797 W/kg; SAR(10 g) = 0.371 W/kg**

Maximum value of SAR (measured) = 0.908 W/kg

167: Top of EUT Facing Phantom LTE Band 25 50% RB Middle CH26590

Date: 25/07/14

DUT: A1600; Type: FCC ID: BCGA1600



0 dB = 1.44 W/kg = 1.59 dBW/kg

Communication System: UID 0, LTE Band 25 (0); Frequency: 1905 MHz; Duty Cycle: 1:1

Medium: 1900 MHz /MSL Medium parameters used (interpolated):  $f = 1905$  MHz;  $\sigma = 1.554$  S/m;  $\epsilon_r = 53.475$ ;  $\rho = 1000$  kg/m<sup>3</sup>

Phantom section: Flat Section

DASY4 Configuration:

- Probe: EX3DV4 - SN3995; ConvF(7.74, 7.74, 7.74); Calibrated: 09/05/14;
- Sensor-Surface: 4mm (Mechanical Surface Detection)
- Electronics: DAE4 Sn1435; Calibrated: 15/04/14
- Phantom: ELI v5.0 (30deg probe tilt); Type: QDOVA002AA; Serial: TP:xxxx
- ; SEMCAD X Version 14.6.10 (7331)

**Configuration/Top of EUT Facing Phantom - Low/Area Scan (51x131x1):** Interpolated grid: dx=1.500 mm, dy=1.500 mm

Maximum value of SAR (interpolated) = 1.44 W/kg

**Configuration/Top of EUT Facing Phantom - Low/Zoom Scan (5x5x7) 2 (5x5x7)/Cube 0:** Measurement grid: dx=8mm, dy=8mm, dz=5mm

Reference Value = 23.04 V/m; Power Drift = 0.06 dB

Peak SAR (extrapolated) = 1.65 W/kg

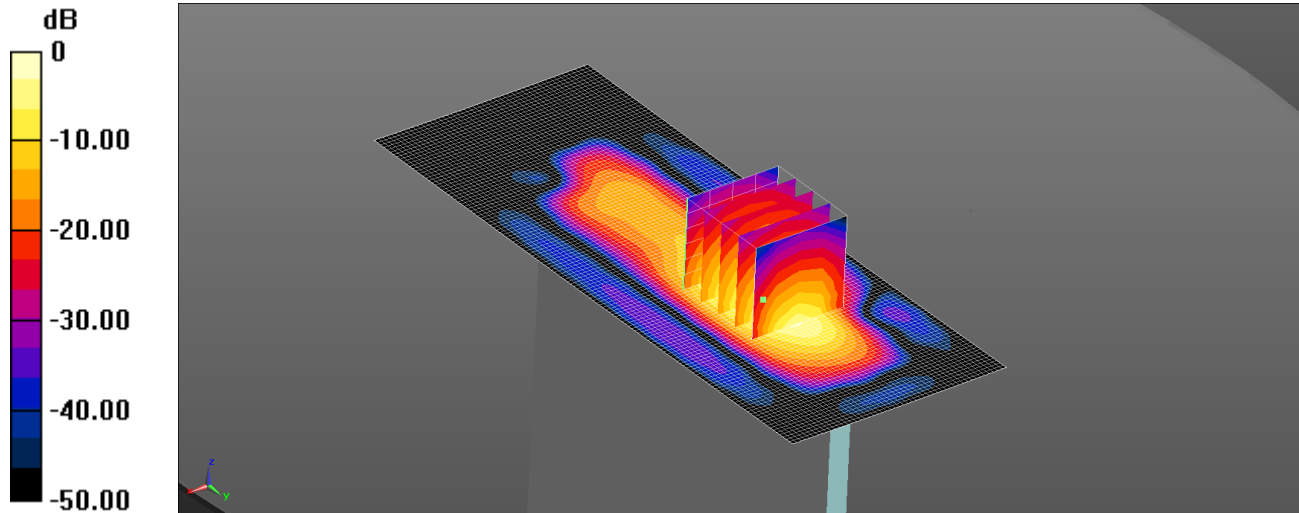
**SAR(1 g) = 0.838 W/kg; SAR(10 g) = 0.386 W/kg**

Maximum value of SAR (measured) = 0.946 W/kg

168: Top of EUT Facing Phantom LTE Band 25 100% RB Middle CH26365

Date: 25/07/2014

DUT: A1600; Type: FCC ID: BCGA1600



0 dB = 1.33 W/kg = 1.24 dBW/kg

Communication System: UID 0, LTE Band 25 (0); Frequency: 1882.5 MHz; Duty Cycle: 1:1

Medium: 1900 MHz /MSL Medium parameters used (interpolated):  $f = 1882.5$  MHz;  $\sigma = 1.531$  S/m;  $\epsilon_r = 53.555$ ;  $\rho = 1000$  kg/m<sup>3</sup>

Phantom section: Flat Section

DASY4 Configuration:

- Probe: EX3DV4 - SN3995; ConvF(7.74, 7.74, 7.74); Calibrated: 09/05/2014;
- Sensor-Surface: 4mm (Mechanical Surface Detection)
- Electronics: DAE4 Sn1435; Calibrated: 15/04/2014
- Phantom: ELI v5.0 (30deg probe tilt); Type: QDOVA002AA; Serial: TP:xxxx
- ; SEMCAD X Version 14.6.10 (7164)

**Configuration/Top of EUT Facing Phantom - Low/Area Scan (51x131x1):** Interpolated grid: dx=1.500 mm, dy=1.500 mm  
Maximum value of SAR (interpolated) = 1.33 W/kg

**Configuration/Top of EUT Facing Phantom - Low/Zoom Scan (5x5x7) 2 (5x5x7)/Cube 0:** Measurement grid: dx=8mm, dy=8mm, dz=5mm

Reference Value = 22.562 V/m; Power Drift = 0.05 dB

Peak SAR (extrapolated) = 1.52 W/kg

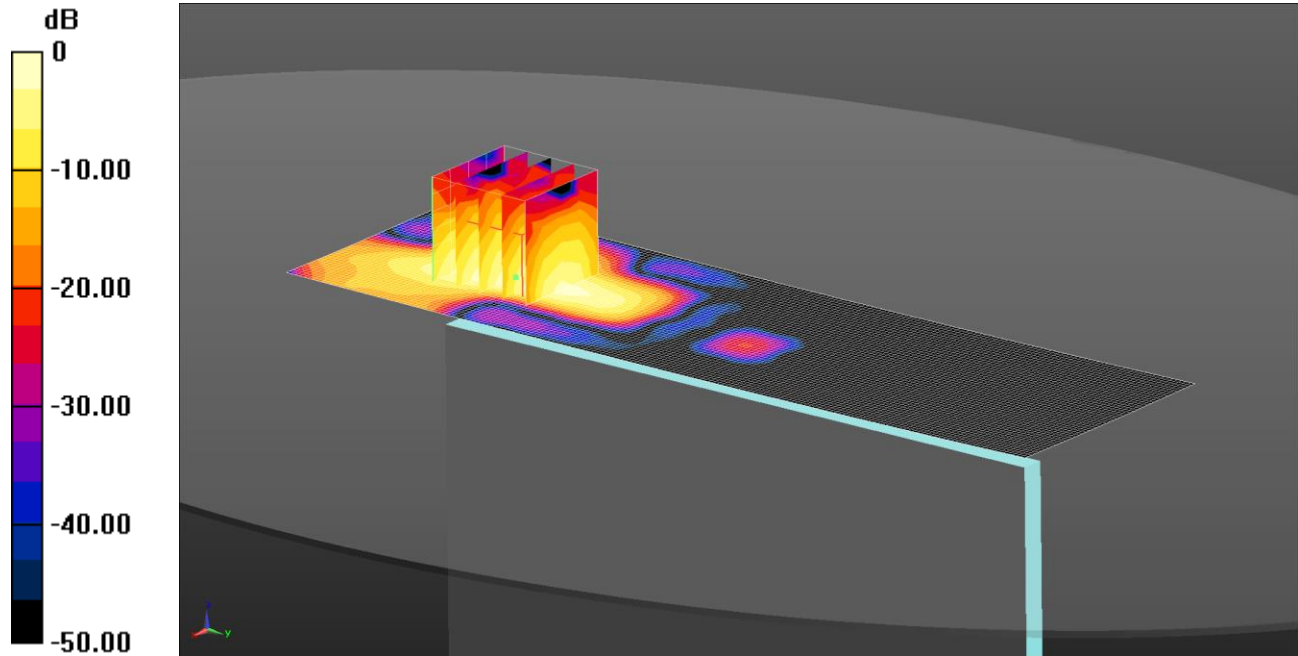
**SAR(1 g) = 0.770 W/kg; SAR(10 g) = 0.357 W/kg**

Maximum value of SAR (measured) = 0.890 W/kg

169: Right of EUT Facing Phantom LTE Band 25 1RB Low CH26365

Date: 25/07/14

DUT: A1600; Type: FCC ID: BCGA1600



0 dB = 0.145 W/kg = -8.38 dBW/kg

Communication System: UID 0, LTE Band 25 (0); Frequency: 1882.5 MHz; Duty Cycle: 1:1

Medium: 1900 MHz /MSL Medium parameters used (interpolated): f = 1882.5 MHz;  $\sigma = 1.531$  S/m;  $\epsilon_r = 53.555$ ;  $\rho = 1000$  kg/m<sup>3</sup>

Phantom section: Flat Section

DASY4 Configuration:

- Probe: EX3DV4 - SN3995; ConvF(7.74, 7.74, 7.74); Calibrated: 09/05/14;

- Sensor-Surface: 4mm (Mechanical Surface Detection)

- Electronics: DAE4 Sn1435; Calibrated: 15/04/14

- Phantom: ELI v5.0 (30deg probe tilt); Type: QDOVA002AA; Serial: TP:xxxx

- ; SEMCAD X Version 14.6.10 (7331)

**Configuration/Right of EUT Facing Phantom - Low/Area Scan (51x171x1):** Interpolated grid: dx=1.500 mm, dy=1.500 mm

Maximum value of SAR (interpolated) = 0.145 W/kg

**Configuration/Right of EUT Facing Phantom - Low/Zoom Scan (5x5x7) 2 2 (5x5x7)/Cube 0:** Measurement grid:

dx=8mm, dy=8mm, dz=5mm

Reference Value = 5.695 V/m; Power Drift = 0.09 dB

Peak SAR (extrapolated) = 0.194 W/kg

**SAR(1 g) = 0.099 W/kg; SAR(10 g) = 0.046 W/kg**

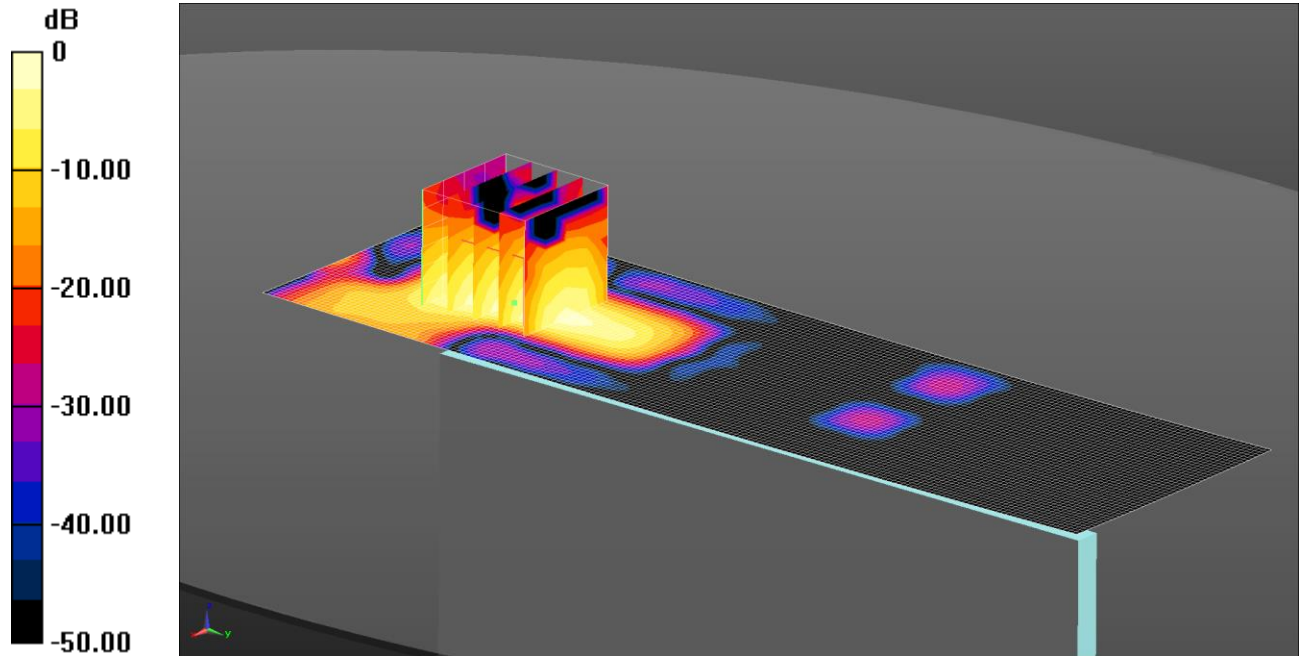
Maximum value of SAR (measured) = 0.119 W/kg

**Note: SAR level measured is very low as equivalent to noise floor.**

170: Right of EUT Facing Phantom LTE Band 25 50% RB Middle CH26365

Date: 25/07/14

DUT: A1600; Type: FCC ID: BCGA1600



0 dB = 0.173 W/kg = -7.61 dBW/kg

Communication System: UID 0, LTE Band 25 (0); Frequency: 1882.5 MHz; Duty Cycle: 1:1

Medium: 1900 MHz /MSL Medium parameters used (interpolated):  $f = 1882.5$  MHz;  $\sigma = 1.531$  S/m;  $\epsilon_r = 53.555$ ;  $\rho = 1000$  kg/m<sup>3</sup>

Phantom section: Flat Section

DASY4 Configuration:

- Probe: EX3DV4 - SN3995; ConvF(7.74, 7.74, 7.74); Calibrated: 09/05/14;

- Sensor-Surface: 4mm (Mechanical Surface Detection)

- Electronics: DAE4 Sn1435; Calibrated: 15/04/14

- Phantom: ELI v5.0 (30deg probe tilt); Type: QDOVA002AA; Serial: TP:xxxx

- ; SEMCAD X Version 14.6.10 (7331)

**Configuration/Right of EUT Facing Phantom - Low/Area Scan (51x171x1):** Interpolated grid: dx=1.500 mm, dy=1.500 mm

Maximum value of SAR (interpolated) = 0.173 W/kg

**Configuration/Right of EUT Facing Phantom - Low/Zoom Scan (5x5x7) (5x5x7)/Cube 0:** Measurement grid: dx=8mm, dy=8mm, dz=5mm

Reference Value = 5.804 V/m; Power Drift = 0.10 dB

Peak SAR (extrapolated) = 0.214 W/kg

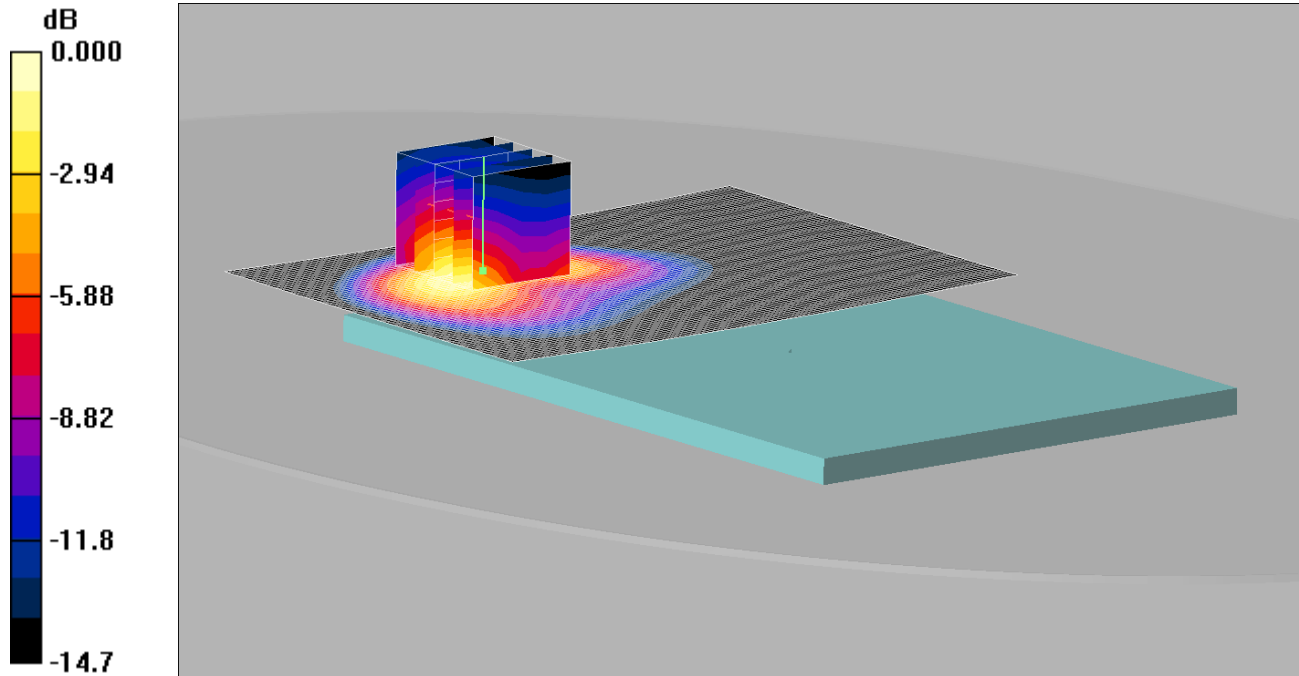
**SAR(1 g) = 0.105 W/kg; SAR(10 g) = 0.047 W/kg**

Maximum value of SAR (measured) = 0.123 W/kg

171: Back of EUT Facing Phantom LTE 26 1RB Mid CH26965

Date: 23/07/2014

DUT: A1600; Type: FCC ID: BCGA1600



0 dB = 1.11mW/g

Communication System: LTE Band 26 / 15MHz; Frequency: 841.5 MHz; Duty Cycle: 1:1

Medium: 900 MHz MSL Medium parameters used (interpolated):  $f = 841.5$  MHz;  $\sigma = 0.985$  mho/m;  $\epsilon_r = 56.6$ ;  $\rho = 1000$  kg/m<sup>3</sup>

Phantom section: Flat Section

DASY4 Configuration:

- Probe: ET3DV6 - SN1586; ConvF(6.22, 6.22, 6.22);
- Sensor-Surface: 4mm (Mechanical Surface Detection)
- Electronics: DAE3 Sn450; Calibrated: 31/10/2013
- Phantom: ELI v5.0; Type: QDOVA002AA; Serial: TP:xxxx
- Measurement SW: DASY4, V4.7 Build 80; Postprocessing SW: SEMCAD, V1.8 Build 186

**Back of EUT Facing Phantom - High/Area Scan (111x81x1):** Measurement grid: dx=15mm, dy=15mm

Maximum value of SAR (interpolated) = 0.963 mW/g

**Back of EUT Facing Phantom - High/Zoom Scan (5x5x7) (5x5x7)/Cube 0:** Measurement grid: dx=8mm, dy=8mm, dz=5mm

Reference Value = 28.1 V/m; Power Drift = 0.052 dB

Peak SAR (extrapolated) = 2.16 W/kg

**SAR(1 g) = 1.03 mW/g; SAR(10 g) = 0.530 mW/g**

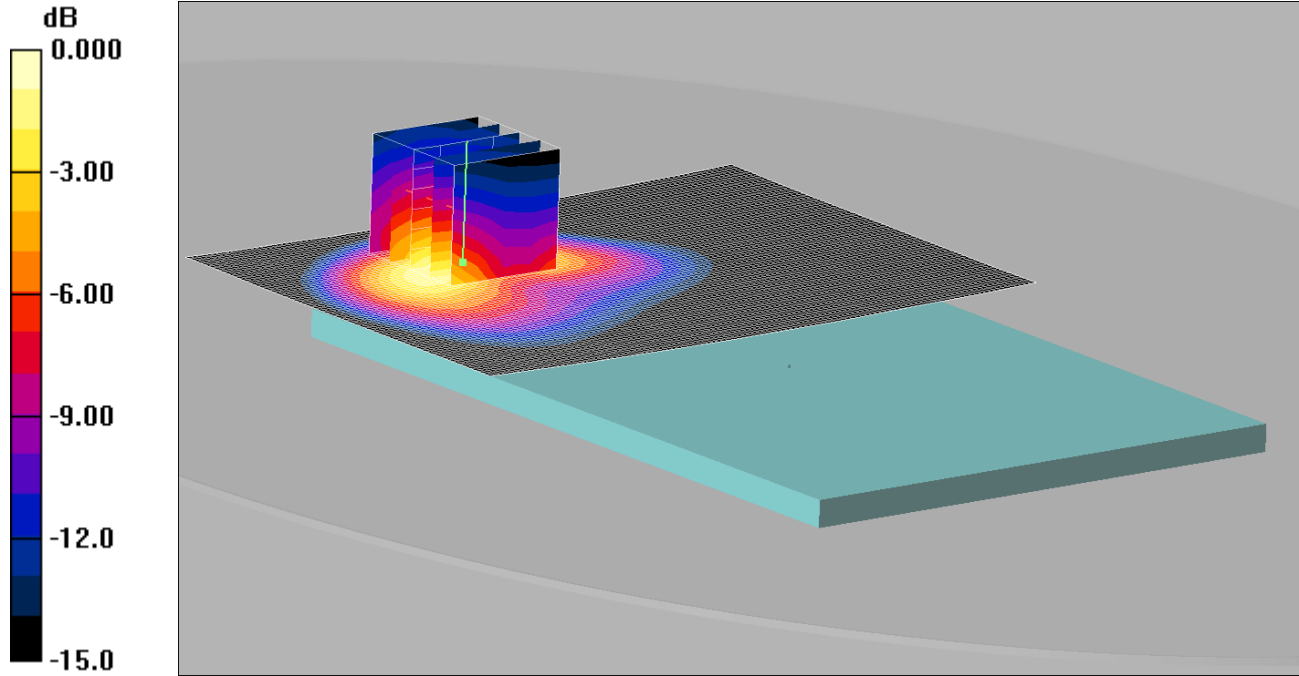
Maximum value of SAR (measured) = 1.11 mW/g



172: Back of EUT Facing Phantom LTE 26 50%RB Mid CH26965

Date: 23/07/2014

DUT: A1600; Type: FCC ID: BCGA1600



0 dB = 1.15mW/g

Communication System: LTE Band 26 / 15MHz; Frequency: 841.5 MHz; Duty Cycle: 1:1

Medium: 900 MHz MSL Medium parameters used (interpolated):  $f = 841.5$  MHz;  $\sigma = 0.985$  mho/m;  $\epsilon_r = 56.6$ ;  $\rho = 1000$  kg/m<sup>3</sup>

Phantom section: Flat Section

DASY4 Configuration:

- Probe: ET3DV6 - SN1586; ConvF(6.22, 6.22, 6.22);
- Sensor-Surface: 4mm (Mechanical Surface Detection)
- Electronics: DAE3 Sn450; Calibrated: 31/10/2013
- Phantom: ELI v5.0; Type: QDOVA002AA; Serial: TP:xxxx
- Measurement SW: DASY4, V4.7 Build 80; Postprocessing SW: SEMCAD, V1.8 Build 186

**Back of EUT Facing Phantom - High/Area Scan (111x81x1):** Measurement grid: dx=15mm, dy=15mm

Maximum value of SAR (interpolated) = 0.977 mW/g

**Back of EUT Facing Phantom - High/Zoom Scan (5x5x7) (5x5x7)/Cube 0:** Measurement grid: dx=8mm, dy=8mm, dz=5mm

Reference Value = 33.3 V/m; Power Drift = -0.002 dB

Peak SAR (extrapolated) = 2.24 W/kg

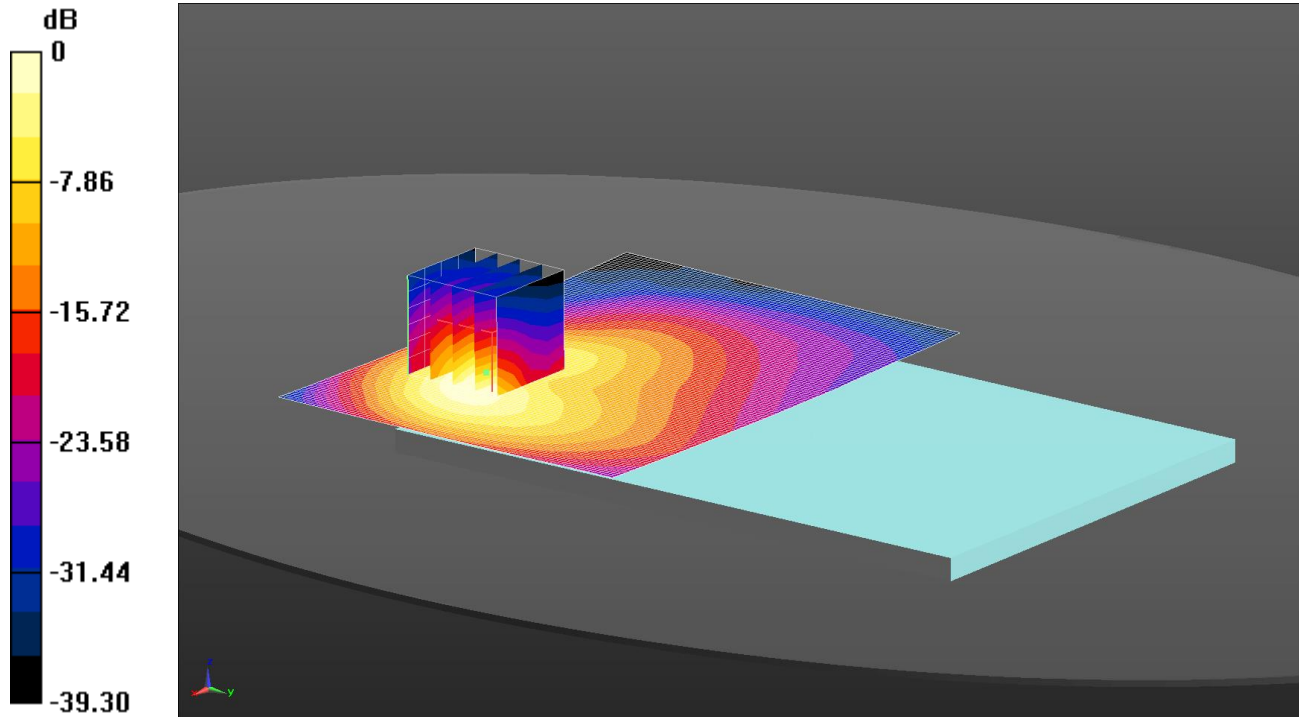
**SAR(1 g) = 1.05 mW/g; SAR(10 g) = 0.532 mW/g**

Maximum value of SAR (measured) = 1.15 mW/g

173: Back of EUT Facing Phantom LTE 26 100%RB Mid CH26965

Date: 23/07/2014

DUT: A1600; Type: FCC ID: BCGA1600



0 dB = 1.10 W/kg = 0.41 dBW/kg

Communication System: UID 0, LTE Band 26 / 15MHz; Frequency: 841.5 MHz; Duty Cycle: 1:1

Medium: 900 MHz MSL Medium parameters used (interpolated):  $f = 841.5$  MHz;  $\sigma = 0.985$  S/m;  $\epsilon_r = 56.598$ ;  $\rho = 1000$  kg/m<sup>3</sup>

Phantom section: Flat Section

DASY4 Configuration:

- Probe: ET3DV6 - SN1586; ConvF(6.22, 6.22, 6.22); Calibrated: 22/05/2014;
- Sensor-Surface: 4mm (Mechanical Surface Detection)
- Electronics: DAE3 Sn450; Calibrated: 31/10/2013
- Phantom: ELI v5.0; Type: QDOVA002AA; Serial: TP:xxxx
- ; SEMCAD X Version 14.6.10 (7164)

**Configuration/Back of EUT Facing Phantom - High/Area Scan (111x81x1):** Interpolated grid: dx=1.500 mm, dy=1.500 mm

Maximum value of SAR (interpolated) = 1.10 W/kg

**Configuration/Back of EUT Facing Phantom - High/Zoom Scan (5x5x7) (5x5x7)/Cube 0:** Measurement grid: dx=8mm, dy=8mm, dz=5mm

Reference Value = 14.620 V/m; Power Drift = 0.03 dB

Peak SAR (extrapolated) = 2.27 W/kg

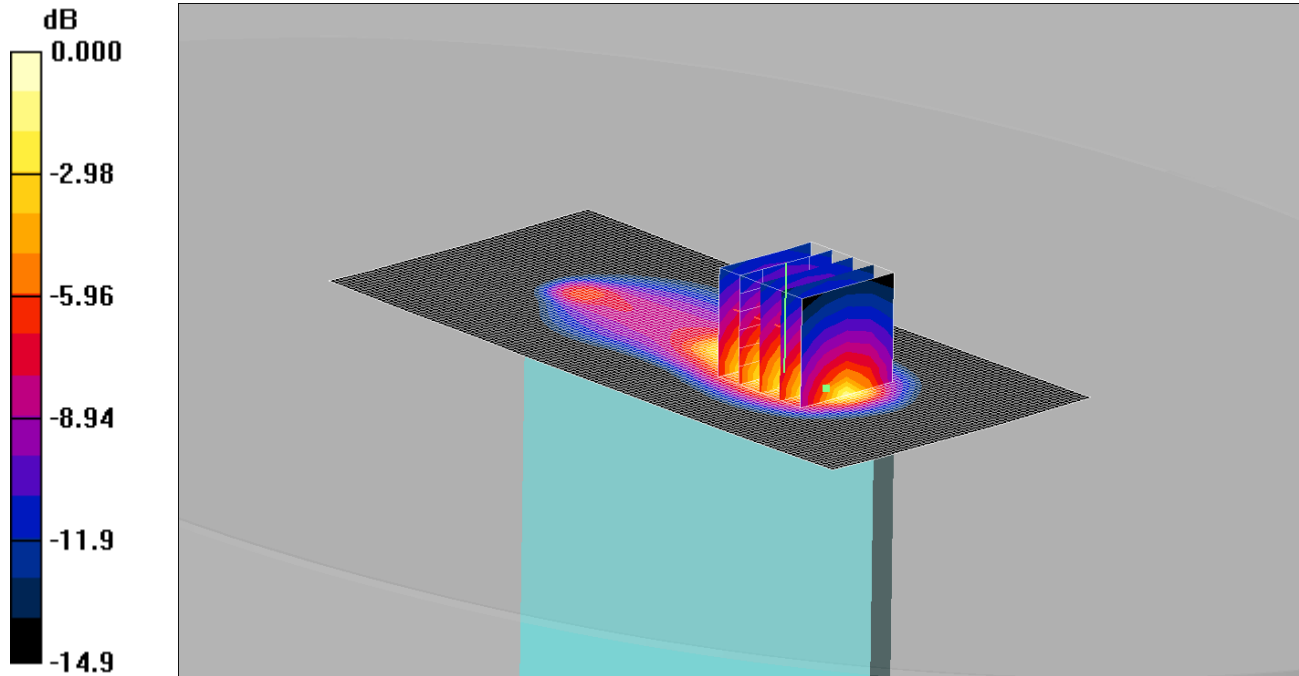
**SAR(1 g) = 1.07 W/kg; SAR(10 g) = 0.549 W/kg**

Maximum value of SAR (measured) = 1.19 W/kg

174: Top of EUT Facing Phantom LTE 26 1RB Mid CH26965

Date: 23/07/2014

DUT: A1600; Type: FCC ID: BCGA1600



0 dB = 1.06mW/g

Communication System: LTE Band 26 / 15MHz; Frequency: 841.5 MHz; Duty Cycle: 1:1

Medium: 900 MHz MSL Medium parameters used (interpolated):  $f = 841.5$  MHz;  $\sigma = 0.985$  mho/m;  $\epsilon_r = 56.6$ ;  $\rho = 1000$  kg/m<sup>3</sup>

Phantom section: Flat Section

DASY4 Configuration:

- Probe: ET3DV6 - SN1586; ConvF(6.22, 6.22, 6.22);
- Sensor-Surface: 4mm (Mechanical Surface Detection)
- Electronics: DAE3 Sn450; Calibrated: 31/10/2013
- Phantom: ELI v5.0; Type: QDOVA002AA; Serial: TP:xxxx
- Measurement SW: DASY4, V4.7 Build 80; Postprocessing SW: SEMCAD, V1.8 Build 186

**Top of EUT Facing Phantom - High/Area Scan (61x131x1):** Measurement grid: dx=15mm, dy=15mm

Maximum value of SAR (interpolated) = 1.18 mW/g

**Top of EUT Facing Phantom - High/Zoom Scan (5x5x7) (5x5x7)/Cube 0:** Measurement grid: dx=8mm, dy=8mm, dz=5mm

Reference Value = 19.6 V/m; Power Drift = 0.151 dB

Peak SAR (extrapolated) = 1.78 W/kg

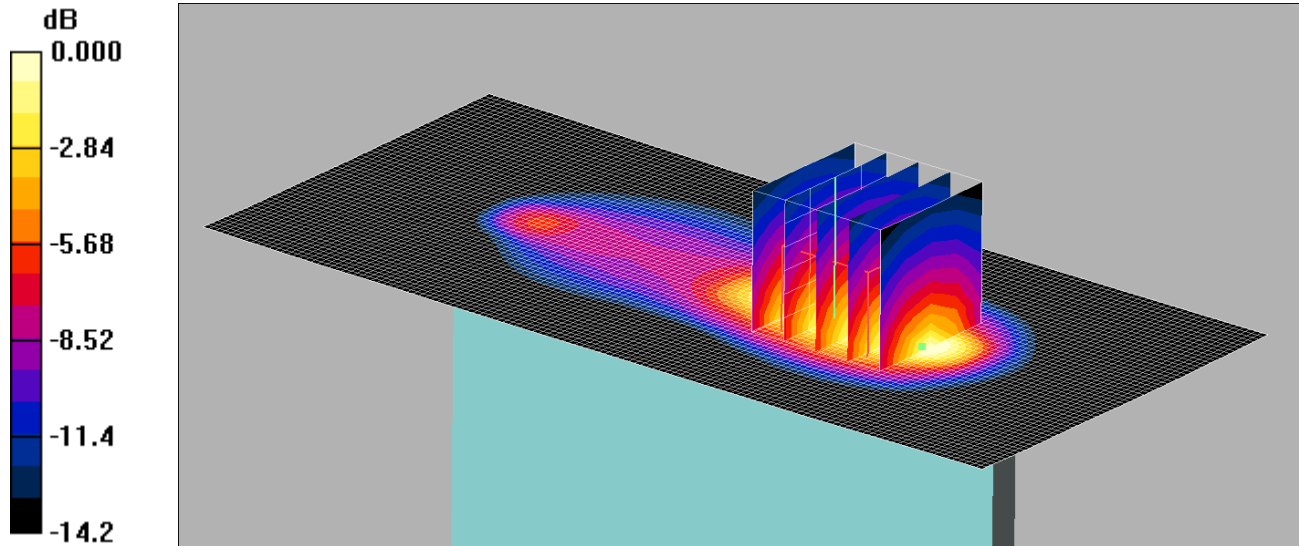
**SAR(1 g) = 0.911 mW/g; SAR(10 g) = 0.507 mW/g**

Maximum value of SAR (measured) = 1.06 mW/g

175: Top of EUT Facing Phantom LTE 26 50%RB Mid CH26965

Date: 23/07/2014

DUT: A1600; Type: FCC ID: BCGA1600



0 dB = 1.05mW/g

Communication System: LTE Band 26 / 15MHz; Frequency: 841.5 MHz; Duty Cycle: 1:1

Medium: 900 MHz MSL Medium parameters used (interpolated):  $f = 841.5$  MHz;  $\sigma = 0.985$  mho/m;  $\epsilon_r = 56.6$ ;  $\rho = 1000$  kg/m<sup>3</sup>

Phantom section: Flat Section

DASY4 Configuration:

- Probe: ET3DV6 - SN1586; ConvF(6.22, 6.22, 6.22);
- Sensor-Surface: 4mm (Mechanical Surface Detection)
- Electronics: DAE3 Sn450; Calibrated: 31/10/2013
- Phantom: ELI v5.0; Type: QDOVA002AA; Serial: TP:xxxx
- Measurement SW: DASY4, V4.7 Build 80; Postprocessing SW: SEMCAD, V1.8 Build 186

**Top of EUT Facing Phantom - High/Area Scan (61x131x1):** Measurement grid: dx=15mm, dy=15mm

Maximum value of SAR (interpolated) = 1.17 mW/g

**Top of EUT Facing Phantom - High/Zoom Scan (5x5x7) 2 2 (5x5x7)/Cube 0:** Measurement grid: dx=8mm, dy=8mm, dz=5mm

Reference Value = 19.5 V/m; Power Drift = 0.012 dB

Peak SAR (extrapolated) = 1.73 W/kg

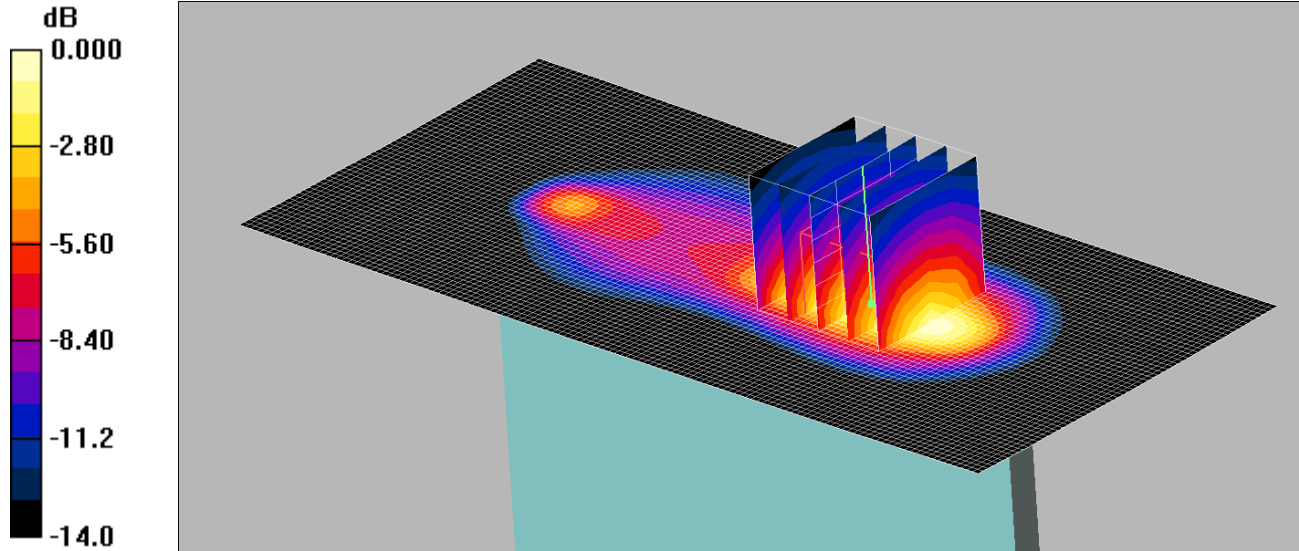
**SAR(1 g) = 0.906 mW/g; SAR(10 g) = 0.501 mW/g**

Maximum value of SAR (measured) = 1.05 mW/g

176: Top of EUT Facing Phantom LTE 26 100%RB Mid CH26965

Date: 23/07/2014

DUT: A1600; Type: FCC ID: BCGA1600



0 dB = 0.944mW/g

Communication System: LTE Band 26 / 15MHz; Frequency: 841.5 MHz;Duty Cycle: 1:1

Medium: 900 MHz MSL Medium parameters used (interpolated): f = 841.5 MHz;  $\sigma = 0.985$  mho/m;  $\epsilon_r = 56.6$ ;  $\rho = 1000$  kg/m<sup>3</sup>

Phantom section: Flat Section

DASY4 Configuration:

- Probe: ET3DV6 - SN1586; ConvF(6.22, 6.22, 6.22);
- Sensor-Surface: 4mm (Mechanical Surface Detection)
- Electronics: DAE3 Sn450; Calibrated: 31/10/2013
- Phantom: ELI v5.0; Type: QDOVA002AA; Serial: TP:xxxx
- Measurement SW: DASY4, V4.7 Build 80; Postprocessing SW: SEMCAD, V1.8 Build 186

**Top of EUT Facing Phantom - High/Area Scan (61x131x1):** Measurement grid: dx=15mm, dy=15mm

Maximum value of SAR (interpolated) = 0.953 mW/g

**Top of EUT Facing Phantom - High/Zoom Scan (5x5x7) (5x5x7)/Cube 0:** Measurement grid: dx=8mm, dy=8mm, dz=5mm

Reference Value = 18.7 V/m; Power Drift = 0.170 dB

Peak SAR (extrapolated) = 1.41 W/kg

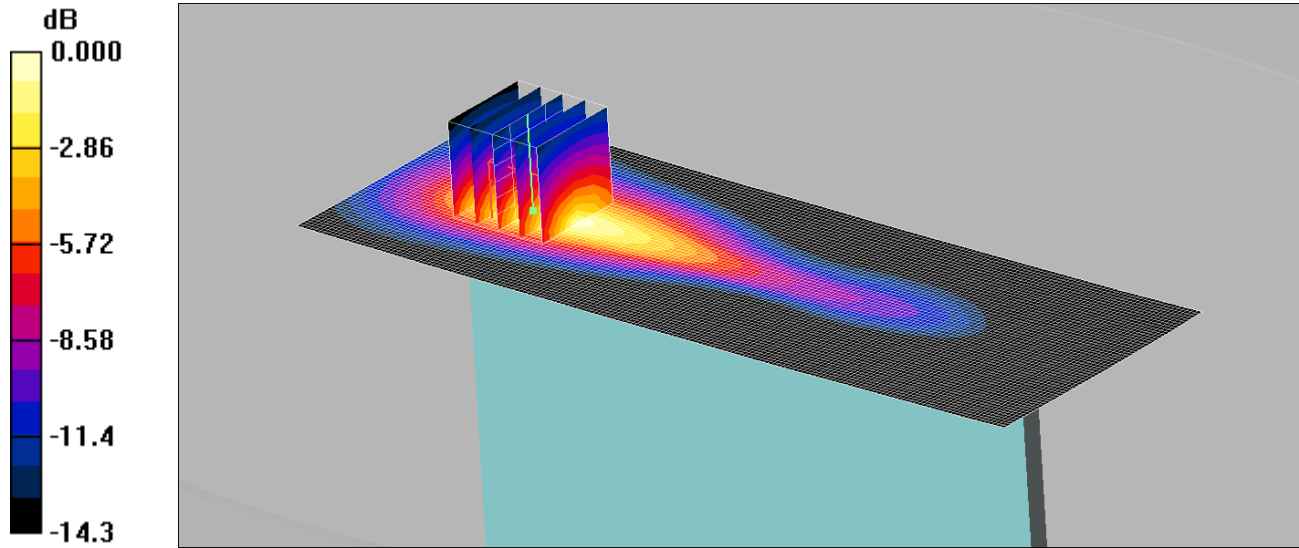
**SAR(1 g) = 0.797 mW/g; SAR(10 g) = 0.436 mW/g**

Maximum value of SAR (measured) = 0.944 mW/g

177: Right of EUT Facing Phantom LTE 26 1RB Mid CH26965

Date: 23/07/2014

DUT: A1600; Type: FCC ID: BCGA1600



0 dB = 0.185mW/g

Communication System: LTE Band 26 / 15MHz; Frequency: 841.5 MHz; Duty Cycle: 1:1

Medium: 900 MHz MSL Medium parameters used (interpolated):  $f = 841.5$  MHz;  $\sigma = 0.985$  mho/m;  $\epsilon_r = 56.6$ ;  $\rho = 1000$  kg/m<sup>3</sup>

Phantom section: Flat Section

DASY4 Configuration:

- Probe: ET3DV6 - SN1586; ConvF(6.22, 6.22, 6.22);
- Sensor-Surface: 4mm (Mechanical Surface Detection)
- Electronics: DAE3 Sn450; Calibrated: 31/10/2013
- Phantom: ELI v5.0; Type: QDOVA002AA; Serial: TP:xxxx
- Measurement SW: DASY4, V4.7 Build 80; Postprocessing SW: SEMCAD, V1.8 Build 186

**Right of EUT Facing Phantom - High/Area Scan (61x171x1):** Measurement grid: dx=15mm, dy=15mm

Maximum value of SAR (interpolated) = 0.196 mW/g

**Right of EUT Facing Phantom - High/Zoom Scan (5x5x7) (5x5x7)/Cube 0:** Measurement grid: dx=8mm, dy=8mm, dz=5mm

Reference Value = 6.24 V/m; Power Drift = 0.057 dB

Peak SAR (extrapolated) = 0.314 W/kg

**SAR(1 g) = 0.150 mW/g; SAR(10 g) = 0.078 mW/g**

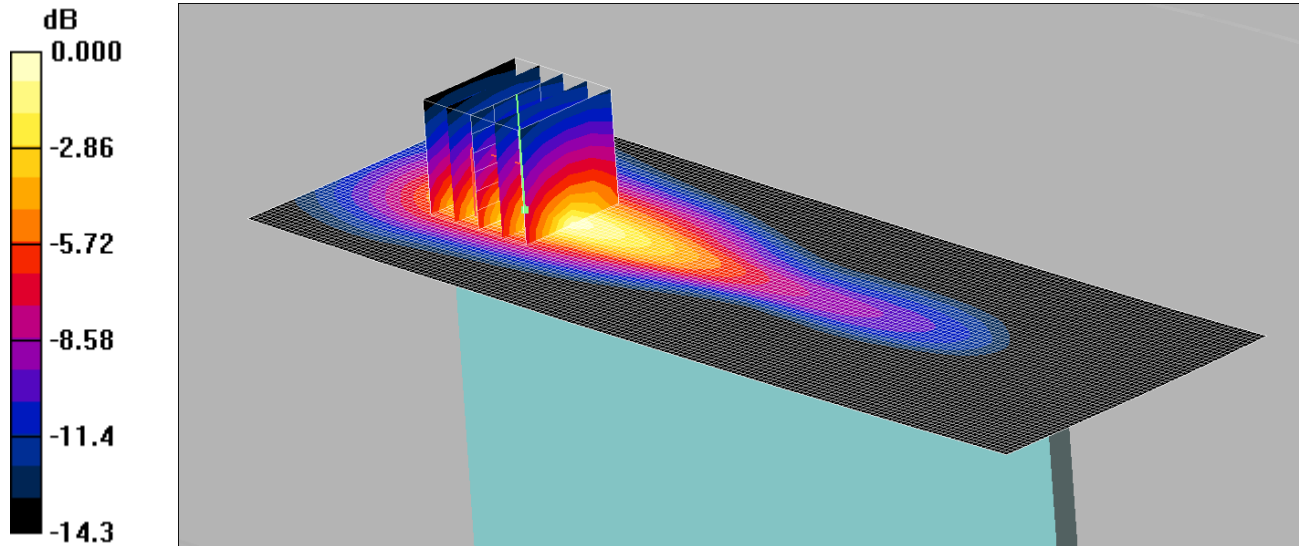
Maximum value of SAR (measured) = 0.185 mW/g



178: Right of EUT Facing Phantom LTE 26 50%RB Mid CH26965

Date: 23/07/2014

DUT: A1600; Type: FCC ID: BCGA1600



0 dB = 0.188mW/g

Communication System: LTE Band 26 / 15MHz; Frequency: 841.5 MHz; Duty Cycle: 1:1

Medium: 900 MHz MSL Medium parameters used (interpolated):  $f = 841.5$  MHz;  $\sigma = 0.985$  mho/m;  $\epsilon_r = 56.6$ ;  $\rho = 1000$  kg/m<sup>3</sup>

Phantom section: Flat Section

DASY4 Configuration:

- Probe: ET3DV6 - SN1586; ConvF(6.22, 6.22, 6.22);
- Sensor-Surface: 4mm (Mechanical Surface Detection)
- Electronics: DAE3 Sn450; Calibrated: 31/10/2013
- Phantom: ELI v5.0; Type: QDOVA002AA; Serial: TP:xxxx
- Measurement SW: DASY4, V4.7 Build 80; Postprocessing SW: SEMCAD, V1.8 Build 186

**Right of EUT Facing Phantom - High/Area Scan (61x171x1):** Measurement grid: dx=15mm, dy=15mm

Maximum value of SAR (interpolated) = 0.197 mW/g

**Right of EUT Facing Phantom - High/Zoom Scan (5x5x7) (5x5x7)/Cube 0:** Measurement grid: dx=8mm, dy=8mm, dz=5mm

Reference Value = 6.37 V/m; Power Drift = -0.002 dB

Peak SAR (extrapolated) = 0.315 W/kg


**SAR(1 g) = 0.152 mW/g; SAR(10 g) = 0.079 mW/g**

Maximum value of SAR (measured) = 0.188 mW/g

179: Back Of EUT Facing Phantom Wi-Fi 802.11b 1Mbps Antenna 1 CH6

Date: 21/7/2014

DUT: A1600; Type: FCC ID: BCGA1600



0 dB = 0.0428 W/kg = -13.69 dBW/kg

Communication System: UID 0, WLAN 802.11 (0); Frequency: 2437 MHz; Duty Cycle: 1:1

Medium: 2450 MSL Medium parameters used (interpolated):  $f = 2437$  MHz;  $\sigma = 1.911$  S/m;  $\epsilon_r = 50.878$ ;  $\rho = 1000$  kg/m<sup>3</sup>

Phantom section: Flat Section

DASY4 Configuration:

- Probe: EX3DV4 - SN3814; ConvF(7.01, 7.01, 7.01); Calibrated: 24/9/2013;

- Sensor-Surface: 4mm (Mechanical Surface Detection)

- Electronics: DAE4 Sn1438; Calibrated: 12/5/2014

- Phantom: ELI v5.0 (30deg probe tilt); Type: QDOVA002AA; Serial: TP:xxxx

- ; SEMCAD X Version 14.6.10 (7331)

**Configuration/Middle of EUT Facing Phantom - Middle 2/Area Scan (141x121x1):** Interpolated grid: dx=1.200 mm, dy=1.200 mm

Maximum value of SAR (interpolated) = 0.0428 W/kg

**Configuration/Middle of EUT Facing Phantom - Middle 2/Zoom Scan (7x7x7) 2 (7x7x7)/Cube 0:** Measurement grid:

dx=5mm, dy=5mm, dz=5mm

Reference Value = 6.91 V/m; Power Drift = 0.02 dB

Peak SAR (extrapolated) = 0.0600 W/kg

**SAR(1 g) = 0.014 W/kg; SAR(10 g) = 0.00501 W/kg**

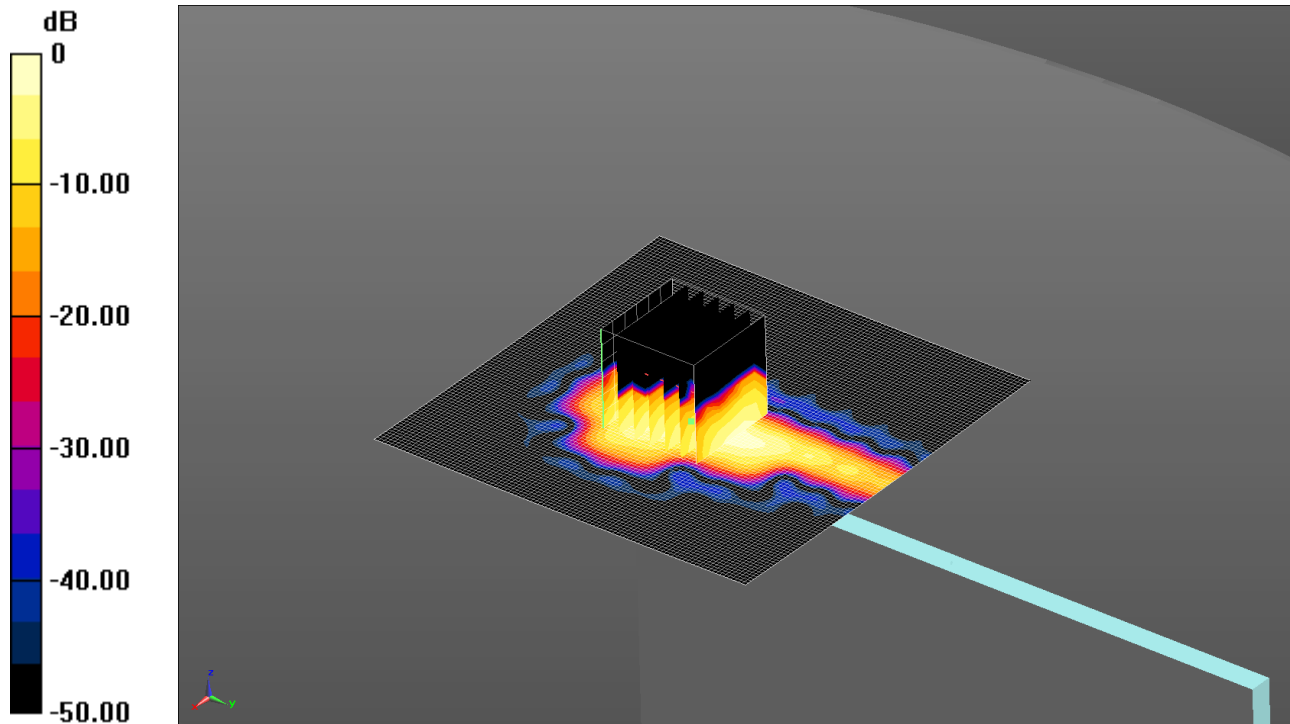
Maximum value of SAR (measured) = 0.0149 W/kg

**Note: SAR level measured is very low as equivalent to noise floor.**

180: Left Of EUT Facing Phantom Wi-Fi 802.11b 1Mbps Antenna 1 CH6

Date: 21/7/2014

DUT: A1600; Type: FCC ID: BCGA1600



0 dB = 0.0869 W/kg = -10.61 dBW/kg

Communication System: UID 0, WLAN 802.11 (0); Frequency: 2437 MHz; Duty Cycle: 1:1

Medium: 2450 MSL Medium parameters used (interpolated): f = 2437 MHz;  $\sigma = 1.911$  S/m;  $\epsilon_r = 50.878$ ;  $\rho = 1000$  kg/m<sup>3</sup>

Phantom section: Flat Section

DASY4 Configuration:

- Probe: EX3DV4 - SN3814; ConvF(7.01, 7.01, 7.01); Calibrated: 24/9/2013;
- Sensor-Surface: 4mm (Mechanical Surface Detection)
- Electronics: DAE4 Sn1438; Calibrated: 12/5/2014
- Phantom: ELI v5.0 (30deg probe tilt); Type: QDOVA002AA; Serial: TP:xxxx
- ; SEMCAD X Version 14.6.10 (7331)

**Configuration/Left Hand Side of EUT Facing Phantom - Middle/Area Scan (101x101x1):** Interpolated grid: dx=1.200 mm, dy=1.200 mm

Maximum value of SAR (interpolated) = 0.0869 W/kg

**Configuration/Left Hand Side of EUT Facing Phantom - Middle/Zoom Scan (7x7x7) (7x7x7)/Cube 0:** Measurement grid: dx=5mm, dy=5mm, dz=5mm

Reference Value = 5.317 V/m; Power Drift = -0.06 dB

Peak SAR (extrapolated) = 0.0570 W/kg

**SAR(1 g) = 0.033 W/kg; SAR(10 g) = 0.014 W/kg**

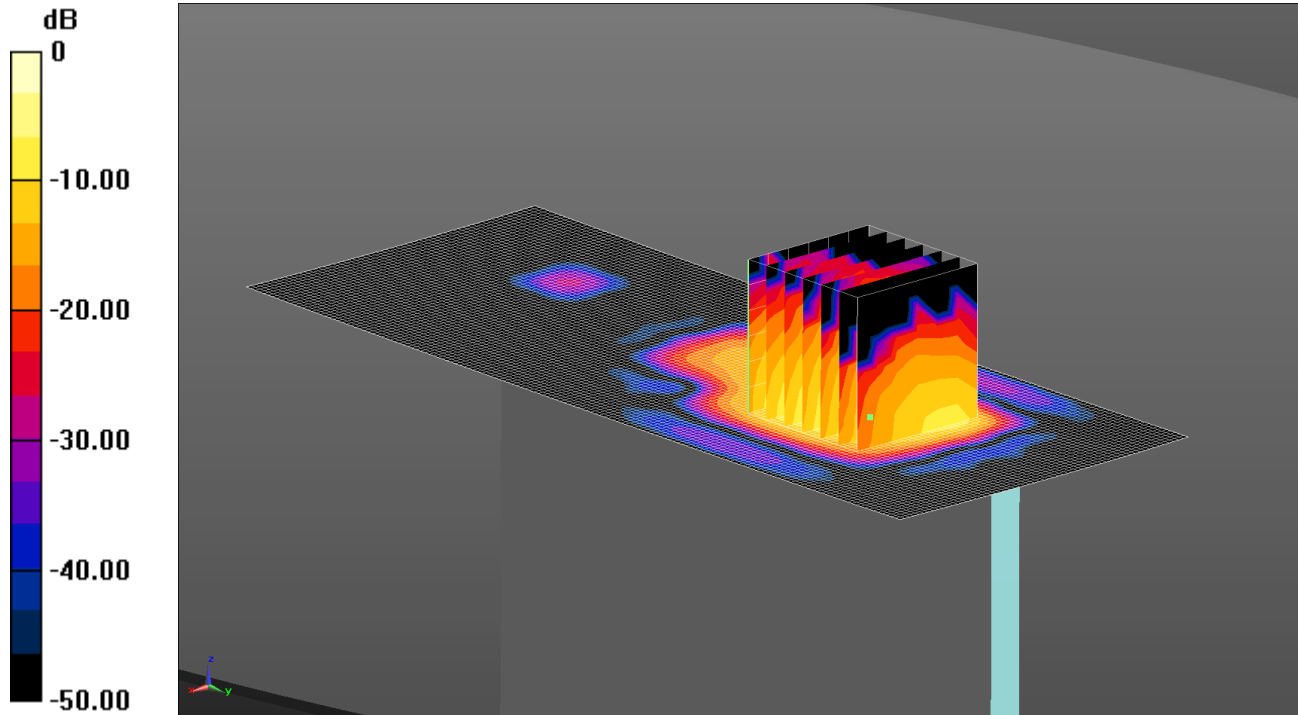
Maximum value of SAR (measured) = 0.0529 W/kg

**Note: SAR level measured is very low as equivalent to noise floor.**

181: Bottom Of EUT Facing Phantom Wi-Fi 802.11b 1Mbps Antenna 1 CH6

Date: 21/7/2014

DUT: A1600; Type: FCC ID: BCGA1600



0 dB = 0.413 W/kg = -3.84 dBW/kg

Communication System: UID 0, WLAN 802.11 (0); Frequency: 2437 MHz; Duty Cycle: 1:1

Medium: 2450 MSL Medium parameters used (interpolated):  $f = 2437$  MHz;  $\sigma = 1.911$  S/m;  $\epsilon_r = 50.878$ ;  $\rho = 1000$  kg/m<sup>3</sup>

Phantom section: Flat Section

DASY4 Configuration:

- Probe: EX3DV4 - SN3814; ConvF(7.01, 7.01, 7.01); Calibrated: 24/9/2013;
- Sensor-Surface: 4mm (Mechanical Surface Detection)
- Electronics: DAE4 Sn1438; Calibrated: 12/5/2014
- Phantom: ELI v5.0 (30deg probe tilt); Type: QDOVA002AA; Serial: TP:xxxx
- ; SEMCAD X Version 14.6.10 (7331)

Configuration/Bottom of EUT Facing Phantom - Middle/Area Scan (61x151x1): Interpolated grid: dx=1.200 mm, dy=1.200 mm

Maximum value of SAR (interpolated) = 0.413 W/kg

Configuration/Bottom of EUT Facing Phantom - Middle/Zoom Scan (7x7x7) (7x7x7)/Cube 0: Measurement grid: dx=5mm, dy=5mm, dz=5mm

Reference Value = 6.418 V/m; Power Drift = -0.18 dB

Peak SAR (extrapolated) = 0.973 W/kg

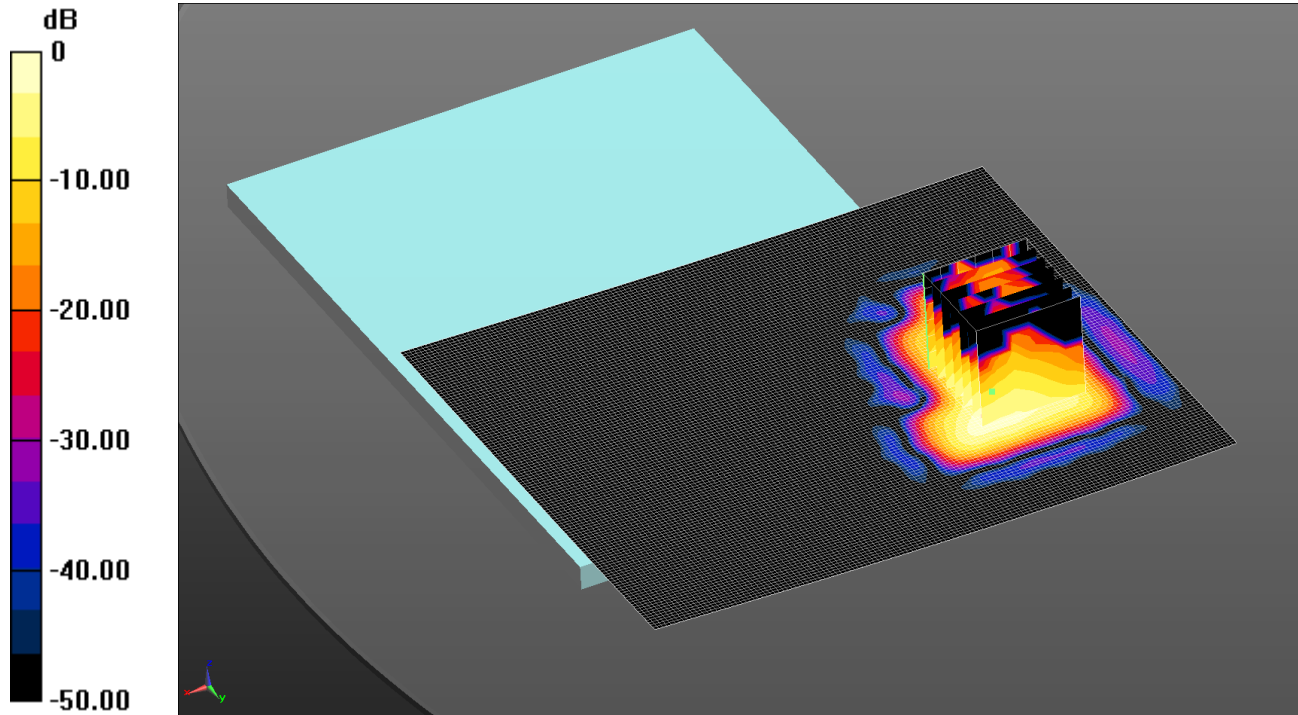
SAR(1 g) = 0.309 W/kg; SAR(10 g) = 0.096 W/kg

Maximum value of SAR (measured) = 0.383 W/kg

182: Back Of EUT Facing Phantom Wi-Fi 802.11n 6.5Mbps Antenna 1 CH6

Date: 22/7/2014

DUT: A1600; Type: FCC ID: BCGA1600



0 dB = 0.0860 W/kg = -10.66 dBW/kg

Communication System: UID 0, WLAN 802.11 (0); Frequency: 2437 MHz; Duty Cycle: 1:1

Medium: 2450 MSL Medium parameters used (interpolated):  $f = 2437$  MHz;  $\sigma = 1.911$  S/m;  $\epsilon_r = 50.878$ ;  $\rho = 1000$  kg/m<sup>3</sup>

Phantom section: Flat Section

DASY4 Configuration:

- Probe: EX3DV4 - SN3814; ConvF(7.01, 7.01, 7.01); Calibrated: 24/9/2013;

- Sensor-Surface: 4mm (Mechanical Surface Detection)

- Electronics: DAE4 Sn1438; Calibrated: 12/5/2014

- Phantom: ELI v5.0 (30deg probe tilt); Type: QDOVA002AA; Serial: TP:xxxx

- ; SEMCAD X Version 14.6.10 (7331)

Configuration/Back of EUT Facing Phantom - Middle 2/Area Scan (141x121x1): Interpolated grid: dx=1.200 mm, dy=1.200 mm

Maximum value of SAR (interpolated) = 0.0860 W/kg

Configuration/Back of EUT Facing Phantom - Middle 2/Zoom Scan (7x7x7) 2 2 (7x7x7)/Cube 0: Measurement grid:

dx=5mm, dy=5mm, dz=5mm

Reference Value = 4.117 V/m; Power Drift = 0.03 dB

Peak SAR (extrapolated) = 0.106 W/kg

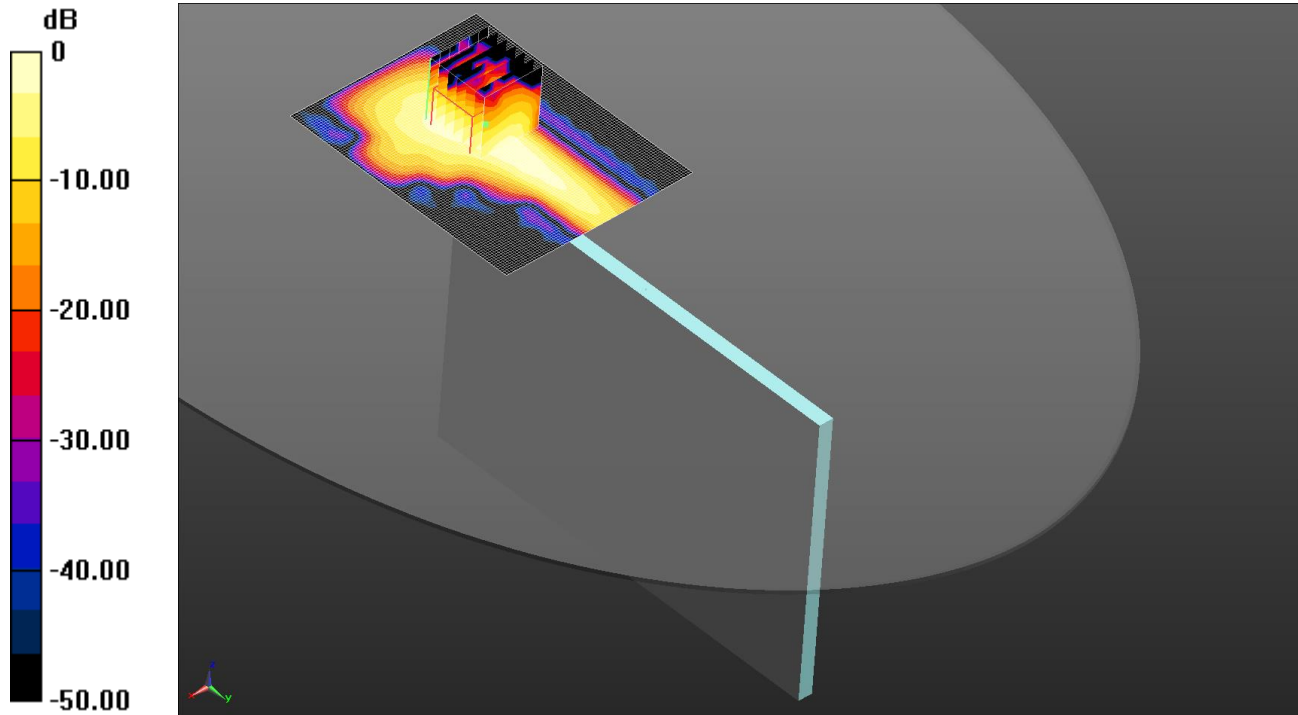
SAR(1 g) = 0.056 W/kg; SAR(10 g) = 0.026 W/kg.

Maximum value of SAR (measured) = 0.0638 W/kg

183: Left of EUT Facing Phantom Wi-Fi 802.11n 6.5Mbps Antenna 1 CH6

Date: 22/7/2014

DUT: A1600; Type: FCC ID: BCGA1600



0 dB = 0.167 W/kg = -7.78 dBW/kg

Communication System: UID 0, WLAN 802.11 (0); Frequency: 2437 MHz; Duty Cycle: 1:1

Medium: 2450 MSL Medium parameters used (interpolated):  $f = 2437$  MHz;  $\sigma = 1.911$  S/m;  $\epsilon_r = 50.878$ ;  $\rho = 1000$  kg/m<sup>3</sup>

Phantom section: Flat Section

DASY4 Configuration:

- Probe: EX3DV4 - SN3814; ConvF(7.01, 7.01, 7.01); Calibrated: 24/9/2013;
- Sensor-Surface: 4mm (Mechanical Surface Detection)
- Electronics: DAE4 Sn1438; Calibrated: 12/5/2014
- Phantom: ELI v5.0 (30deg probe tilt); Type: QDOVA002AA; Serial: TP:xxxx
- ; SEMCAD X Version 14.6.10 (7331)

**Configuration/Left Hand Side of EUT Facing Phantom - Middle 2/Area Scan (81x101x1):** Interpolated grid: dx=1.200 mm, dy=1.200 mm

Maximum value of SAR (interpolated) = 0.167 W/kg

**Configuration/Left Hand Side of EUT Facing Phantom - Middle 2/Zoom Scan (7x7x7) (7x7x7)/Cube 0:** Measurement grid: dx=5mm, dy=5mm, dz=5mm

Reference Value = 8.208 V/m; Power Drift = -0.14 dB

Peak SAR (extrapolated) = 0.303 W/kg

**SAR(1 g) = 0.126 W/kg; SAR(10 g) = 0.059 W/kg**

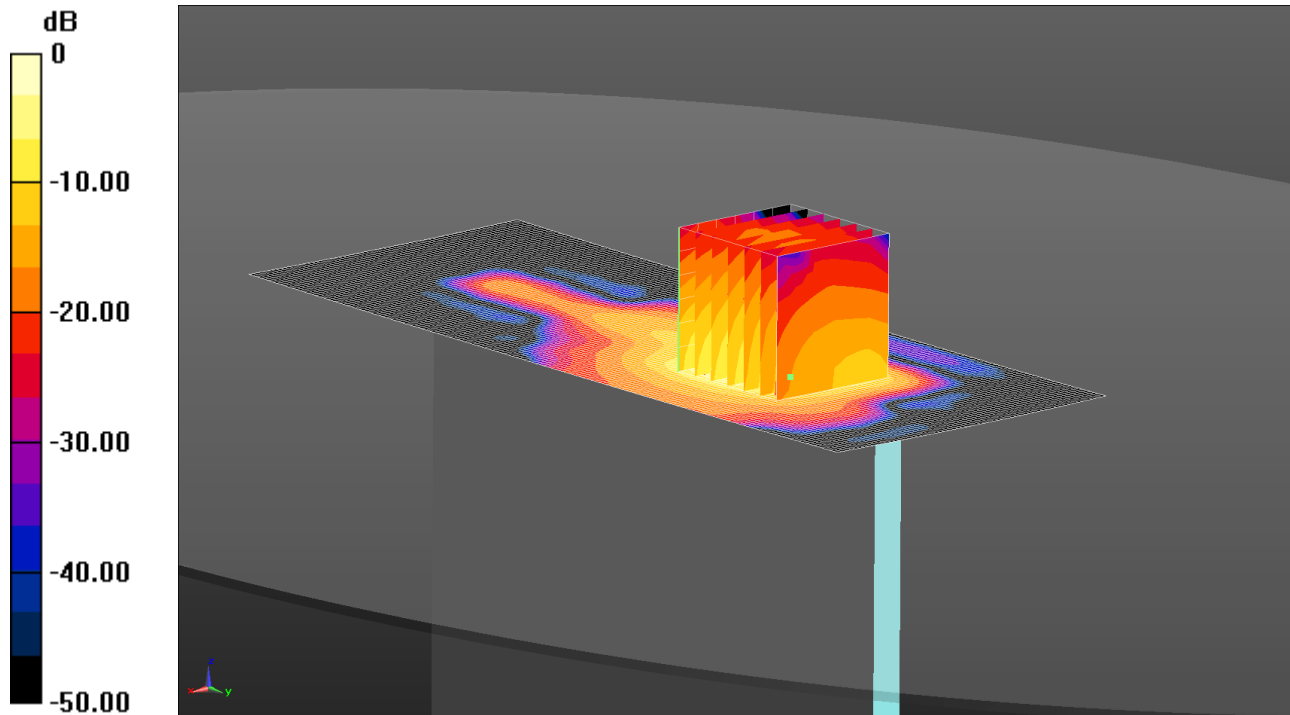
Maximum value of SAR (measured) = 0.142 W/kg



184: Bottom of EUT Facing Phantom Wi-Fi 802.11n 6.5Mbps Antenna 1 CH6

Date: 23/7/2014

DUT: A1600; Type: FCC ID: BCGA1600



0 dB = 1.04 W/kg = 0.19 dBW/kg

Communication System: UID 0, WLAN 802.11 (0); Frequency: 2437 MHz; Duty Cycle: 1:1

Medium: 2450 MSL Medium parameters used (interpolated):  $f = 2437$  MHz;  $\sigma = 1.911$  S/m;  $\epsilon_r = 50.878$ ;  $\rho = 1000$  kg/m<sup>3</sup>

Phantom section: Flat Section

DASY4 Configuration:

- Probe: EX3DV4 - SN3814; ConvF(7.01, 7.01, 7.01); Calibrated: 24/9/2013;
- Sensor-Surface: 4mm (Mechanical Surface Detection)
- Electronics: DAE4 Sn1438; Calibrated: 12/5/2014
- Phantom: ELI v5.0 (30deg probe tilt); Type: QDOVA002AA; Serial: TP:xxxx
- ; SEMCAD X Version 14.6.10 (7331)

**Configuration/Bottom of EUT Facing Phantom - Middle/Area Scan 2 (61x151x1):** Interpolated grid: dx=1.200 mm, dy=1.200 mm

Maximum value of SAR (interpolated) = 1.04 W/kg

**Configuration/Bottom of EUT Facing Phantom - Middle/Zoom Scan (7x7x7) (7x7x7)/Cube 0:** Measurement grid:

dx=5mm, dy=5mm, dz=5mm

Reference Value = 9.693 V/m; Power Drift = 0.04 dB

Peak SAR (extrapolated) = 3.08 W/kg

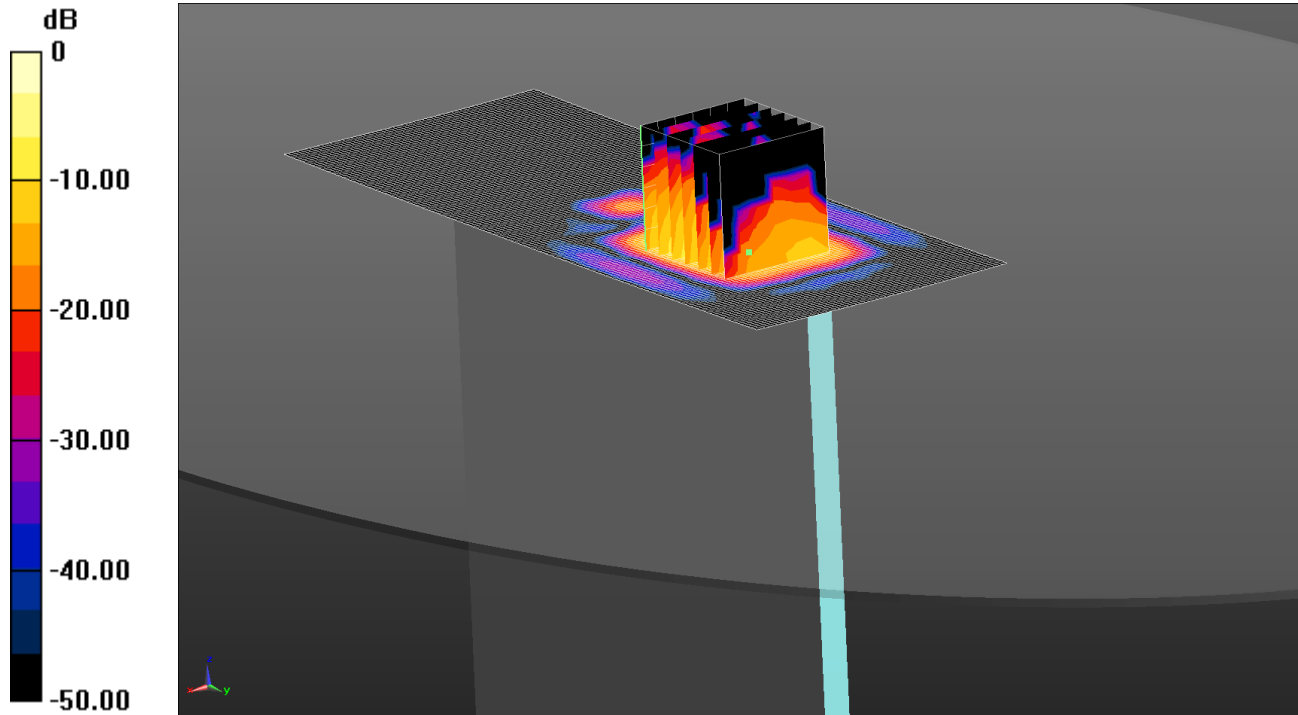
**SAR(1 g) = 1.01 W/kg; SAR(10 g) = 0.330 W/kg**

Maximum value of SAR (measured) = 1.31 W/kg

185: Bottom of EUT Facing Phantom Wi-Fi 802.11n 6.5Mbps Antenna 1 CH1

Date: 23/7/2014

DUT: A1600; Type: FCC ID: BCGA1600



0 dB = 0.237 W/kg = -6.25 dBW/kg

Communication System: UID 0, WLAN 802.11 (0); Frequency: 2412 MHz; Duty Cycle: 1:1

Medium: 2450 MSL Medium parameters used (interpolated):  $f = 2412$  MHz;  $\sigma = 1.886$  S/m;  $\epsilon_r = 50.934$ ;  $\rho = 1000$  kg/m<sup>3</sup>

Phantom section: Flat Section

DASY4 Configuration:

- Probe: EX3DV4 - SN3814; ConvF(7.01, 7.01, 7.01); Calibrated: 24/9/2013;
- Sensor-Surface: 4mm (Mechanical Surface Detection)
- Electronics: DAE4 Sn1438; Calibrated: 12/5/2014
- Phantom: ELI v5.0 (30deg probe tilt); Type: QDOVA002AA; Serial: TP:xxxx
- ; SEMCAD X Version 14.6.10 (7331)

**Configuration/Bottom of EUT Facing Phantom - Middle/Area Scan 2 (61x151x1):** Interpolated grid: dx=1.200 mm, dy=1.200 mm

Maximum value of SAR (interpolated) = 0.237 W/kg

**Configuration/Bottom of EUT Facing Phantom - Middle/Zoom Scan (7x7x7) (7x7x7)/Cube 0:** Measurement grid:

dx=5mm, dy=5mm, dz=5mm

Reference Value = 5.820 V/m; Power Drift = 0.16 dB

Peak SAR (extrapolated) = 0.548 W/kg

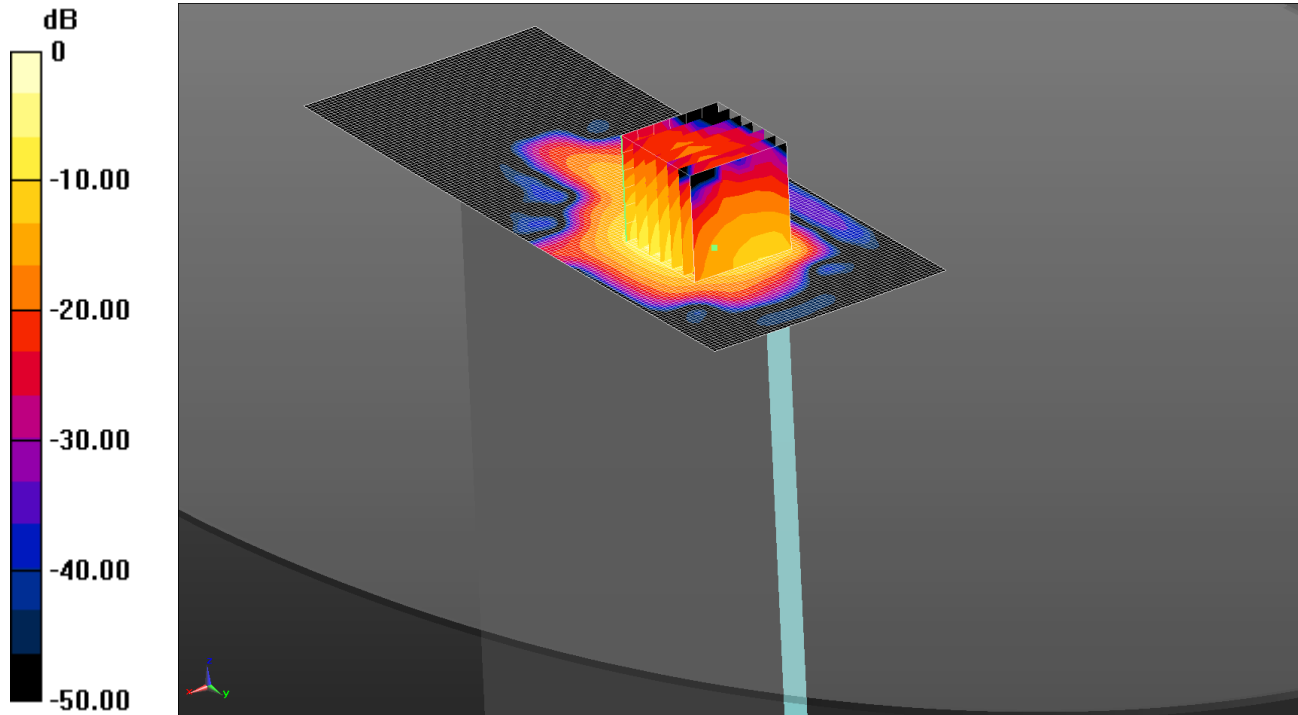
**SAR(1 g) = 0.182 W/kg; SAR(10 g) = 0.057 W/kg**

Maximum value of SAR (measured) = 0.229 W/kg

186: Bottom of EUT Facing Phantom Wi-Fi 802.11n 6.5Mbps Antenna 1 CH11

Date: 23/7/2014

DUT: A1600; Type: FCC ID: BCGA1600



0 dB = 0.787 W/kg = -1.04 dBW/kg

Communication System: UID 0, WLAN 802.11 (0); Frequency: 2462 MHz; Duty Cycle: 1:1

Medium: 2450 MSL Medium parameters used (interpolated):  $f = 2462$  MHz;  $\sigma = 1.936$  S/m;  $\epsilon_r = 50.816$ ;  $\rho = 1000$  kg/m<sup>3</sup>

Phantom section: Flat Section

DASY4 Configuration:

- Probe: EX3DV4 - SN3814; ConvF(7.01, 7.01, 7.01); Calibrated: 24/9/2013;
- Sensor-Surface: 4mm (Mechanical Surface Detection)
- Electronics: DAE4 Sn1438; Calibrated: 12/5/2014
- Phantom: ELI v5.0 (30deg probe tilt); Type: QDOVA002AA; Serial: TP:xxxx
- ; SEMCAD X Version 14.6.10 (7331)

**Configuration/Bottom of EUT Facing Phantom - Middle/Area Scan 2 (61x151x1):** Interpolated grid: dx=1.200 mm, dy=1.200 mm

Maximum value of SAR (interpolated) = 0.787 W/kg

**Configuration/Bottom of EUT Facing Phantom - Middle/Zoom Scan (7x7x7) (7x7x7)/Cube 0:** Measurement grid:

dx=5mm, dy=5mm, dz=5mm

Reference Value = 11.30 V/m; Power Drift = 0.01 dB

Peak SAR (extrapolated) = 1.87 W/kg

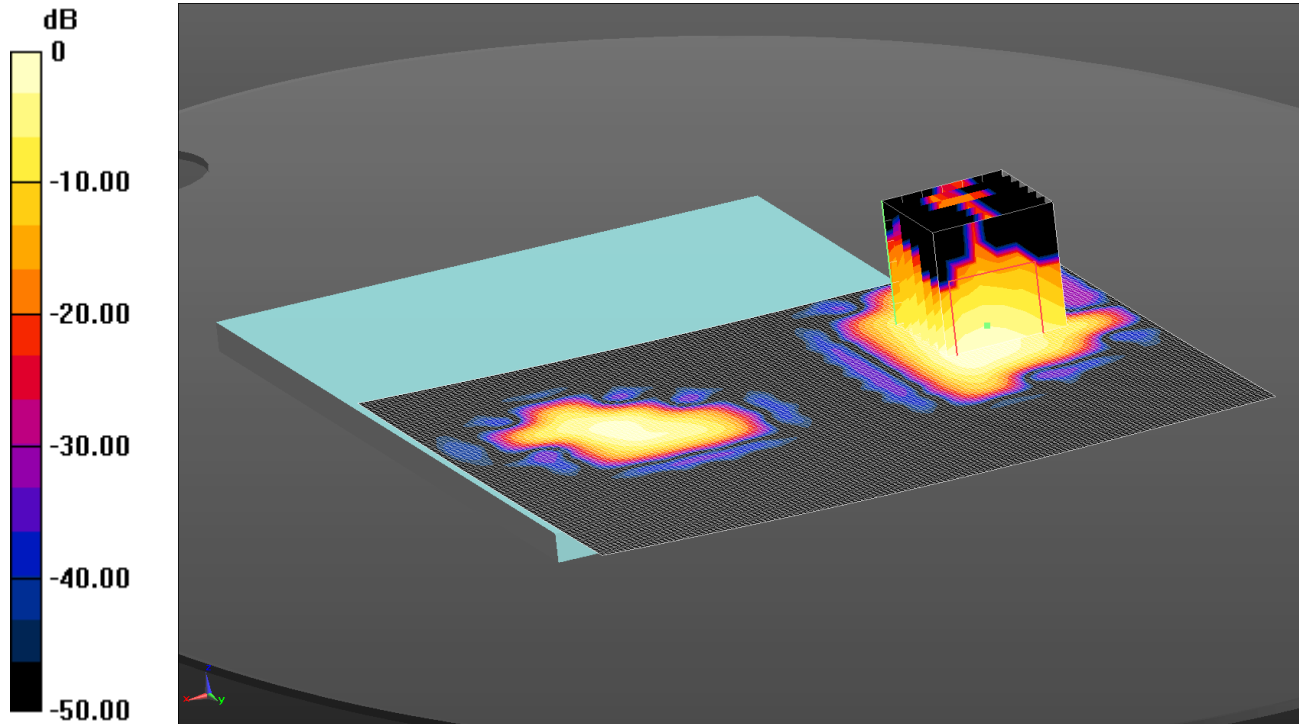
**SAR(1 g) = 0.616 W/kg; SAR(10 g) = 0.199 W/kg**

Maximum value of SAR (measured) = 0.823 W/kg

187: Back Of EUT Facing Phantom Wi-Fi 802.11n 6.5Mbps Antenna 1+2 (MIMO) CH6

Date: 22/7/2014

DUT: A1600; Type: FCC ID: BCGA1600



0 dB = 0.0699 W/kg = -11.55 dBW/kg

Communication System: UID 0, WLAN 802.11 (0); Frequency: 2437 MHz; Duty Cycle: 1:1

Medium: 2450 MSL Medium parameters used (interpolated):  $f = 2437$  MHz;  $\sigma = 1.911$  S/m;  $\epsilon_r = 50.878$ ;  $\rho = 1000$  kg/m<sup>3</sup>

Phantom section: Flat Section

DASY4 Configuration:

- Probe: EX3DV4 - SN3814; ConvF(7.01, 7.01, 7.01); Calibrated: 24/9/2013;

- Sensor-Surface: 4mm (Mechanical Surface Detection)

- Electronics: DAE4 Sn1438; Calibrated: 12/5/2014

- Phantom: ELI v5.0 (30deg probe tilt); Type: QDOVA002AA; Serial: TP:xxxx

- ; SEMCAD X Version 14.6.10 (7331)

Configuration/Back of EUT Facing Phantom - Middle 2/Area Scan (141x121x1): Interpolated grid: dx=1.200 mm, dy=1.200 mm

Maximum value of SAR (interpolated) = 0.0699 W/kg

Configuration/Back of EUT Facing Phantom - Middle 2/Zoom Scan (7x7x7) (7x7x7)/Cube 0: Measurement grid: dx=5mm, dy=5mm, dz=5mm

Reference Value = 9.67 V/m; Power Drift = -0.04 dB

Peak SAR (extrapolated) = 0.0880 W/kg

SAR(1 g) = 0.046 W/kg; SAR(10 g) = 0.022 W/kg

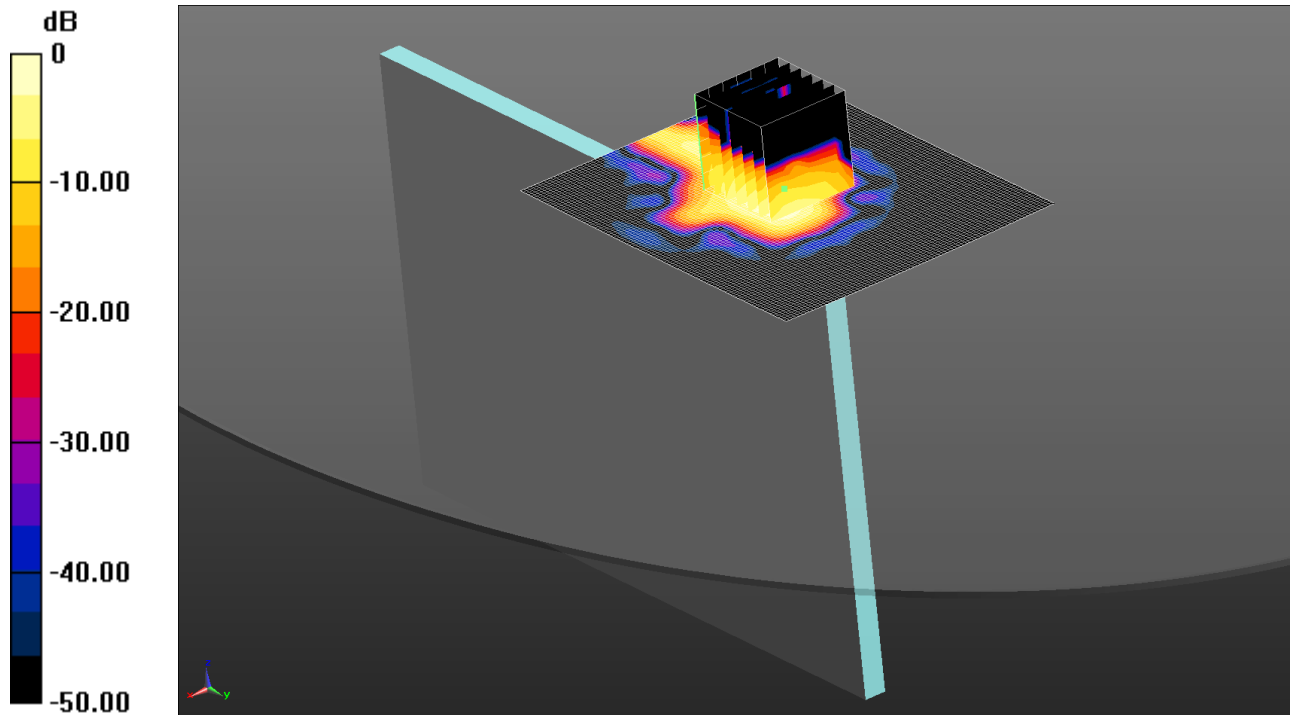
Maximum value of SAR (measured) = 0.0533 W/kg

**Note: SAR level measured is very low as equivalent to noise floor.**

188: Right Hand Side of EUT Facing Phantom Wi-Fi 802.11n 6.5Mbps Antenna 1+2 (MIMO) CH6

Date: 22/7/2014

DUT: A1600; Type: FCC ID: BCGA1600



0 dB = 0.0758 W/kg = -11.21 dBW/kg

Communication System: UID 0, WLAN 802.11 (0); Frequency: 2437 MHz; Duty Cycle: 1:1

Medium: 2450 MSL Medium parameters used (interpolated): f = 2437 MHz;  $\sigma = 1.911$  S/m;  $\epsilon_r = 50.878$ ;  $\rho = 1000$  kg/m<sup>3</sup>

Phantom section: Flat Section

DASY4 Configuration:

- Probe: EX3DV4 - SN3814; ConvF(7.01, 7.01, 7.01); Calibrated: 24/9/2013;
- Sensor-Surface: 4mm (Mechanical Surface Detection)
- Electronics: DAE4 Sn1438; Calibrated: 12/5/2014
- Phantom: ELI v5.0 (30deg probe tilt); Type: QDOVA002AA; Serial: TP:xxxx
- ; SEMCAD X Version 14.6.10 (7331)

**Configuration/Right Hand Side of EUT Facing Phantom - Middle 2/Area Scan (81x101x1):** Interpolated grid: dx=1.200 mm, dy=1.200 mm.

Maximum value of SAR (interpolated) = 0.0758 W/kg

**Configuration/Right Hand Side of EUT Facing Phantom - Middle 2/Zoom Scan (7x7x7) (7x7x7)/Cube 0:** Measurement grid: dx=5mm, dy=5mm, dz=5mm

Reference Value = 6.096 V/m; Power Drift = 0.06 dB

Peak SAR (extrapolated) = 0.125 W/kg

**SAR(1 g) = 0.056 W/kg; SAR(10 g) = 0.022 W/kg**

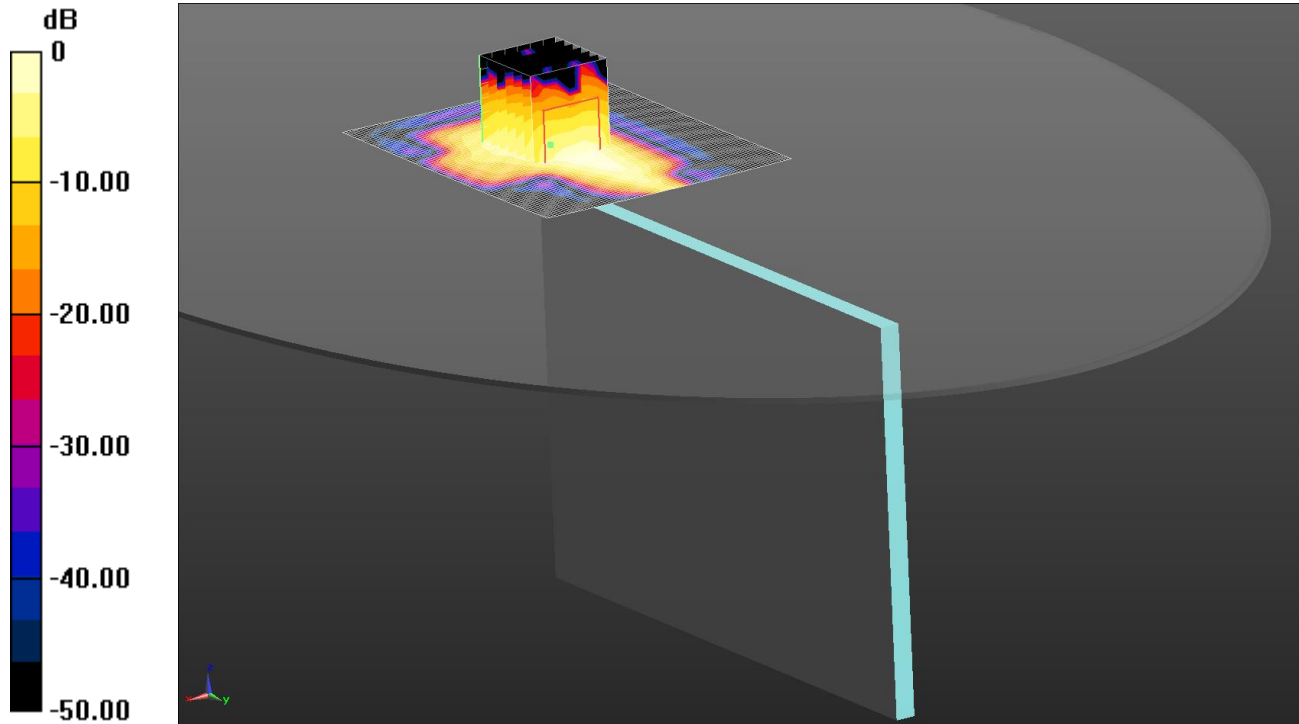
Maximum value of SAR (measured) = 0.0692 W/kg

**Note: SAR level measured is very low as equivalent to noise floor.**

189: Left Hand Side of EUT Facing Phantom Wi-Fi 802.11n 6.5Mbps Antenna 1+2 (MIMO) CH6

Date: 22/7/2014

DUT: A1600; Type: FCC ID: BCGA1600



0 dB = 0.180 W/kg = -7.44 dBW/kg

Communication System: UID 0, WLAN 802.11 (0); Frequency: 2437 MHz; Duty Cycle: 1:1

Medium: 2450 MSL Medium parameters used (interpolated):  $f = 2437$  MHz;  $\sigma = 1.911$  S/m;  $\epsilon_r = 50.878$ ;  $\rho = 1000$  kg/m<sup>3</sup>

Phantom section: Flat Section

DASY4 Configuration:

- Probe: EX3DV4 - SN3814; ConvF(7.01, 7.01, 7.01); Calibrated: 24/9/2013;

- Sensor-Surface: 4mm (Mechanical Surface Detection)

- Electronics: DAE4 Sn1438; Calibrated: 12/5/2014

- Phantom: ELI v5.0 (30deg probe tilt); Type: QDOVA002AA; Serial: TP:xxxx

- ; SEMCAD X Version 14.6.10 (7331)

**Configuration/Left Hand Side of EUT Facing Phantom - Middle 2/Area Scan (81x101x1):** Interpolated grid: dx=1.200 mm, dy=1.200 mm

Maximum value of SAR (interpolated) = 0.180 W/kg

**Configuration/Left Hand Side of EUT Facing Phantom - Middle 2/Zoom Scan (7x7x7) (7x7x7)/Cube 0:** Measurement grid: dx=5mm, dy=5mm, dz=5mm

Reference Value = 9.020 V/m; Power Drift = -0.04 dB

Peak SAR (extrapolated) = 0.350 W/kg

**SAR(1 g) = 0.139 W/kg; SAR(10 g) = 0.063 W/kg**

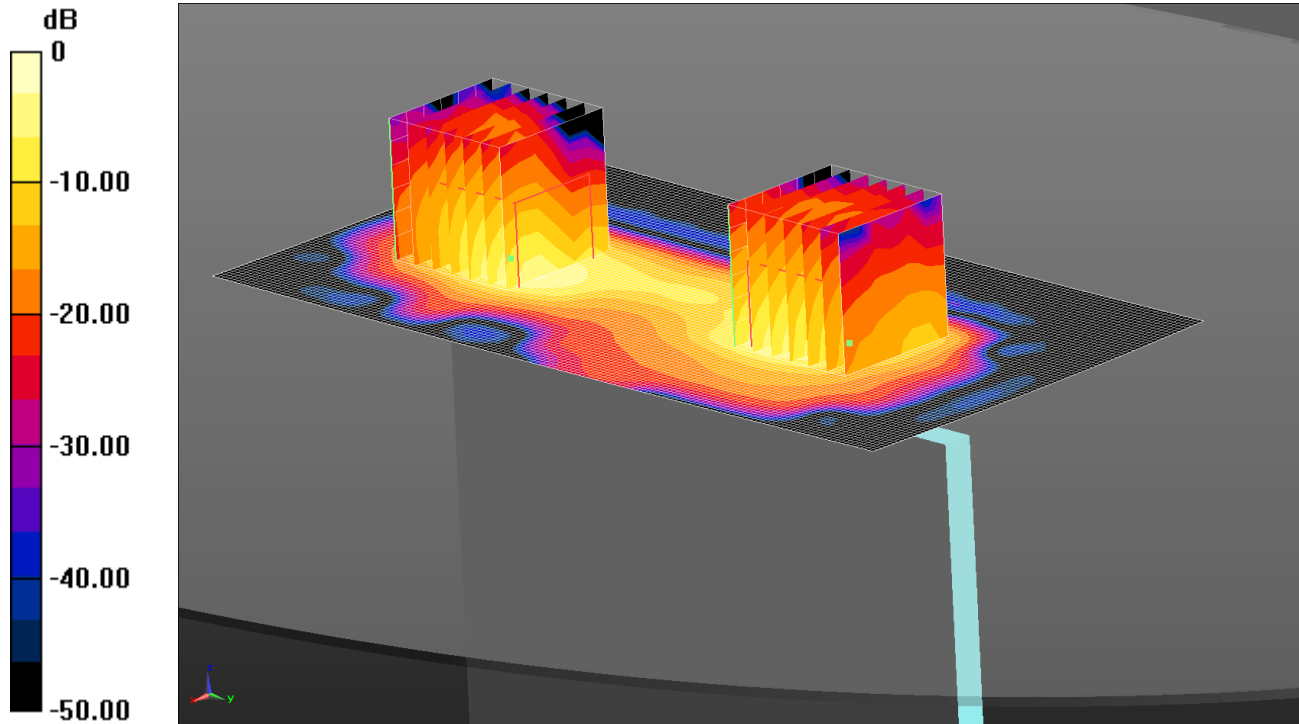
Maximum value of SAR (measured) = 0.158 W/kg



190: Bottom of EUT Facing Phantom Wi-Fi 802.11n 6.5Mbps Antenna 1+2 (MIMO) CH6

Date: 22/7/2014

DUT: A1600; Type: FCC ID: BCGA1600



0 dB = 0.988 W/kg = -0.05 dBW/kg

Communication System: UID 0, WLAN 802.11 (0); Frequency: 2437 MHz; Duty Cycle: 1:1

Medium: 2450 MSL Medium parameters used (interpolated):  $f = 2437$  MHz;  $\sigma = 1.911$  S/m;  $\epsilon_r = 50.878$ ;  $\rho = 1000$  kg/m<sup>3</sup>

Phantom section: Flat Section

DASY4 Configuration:

- Probe: EX3DV4 - SN3814; ConvF(7.01, 7.01, 7.01); Calibrated: 24/9/2013;

- Sensor-Surface: 4mm (Mechanical Surface Detection)

- Electronics: DAE4 Sn1438; Calibrated: 12/5/2014

- Phantom: ELI v5.0 (30deg probe tilt); Type: QDOVA002AA; Serial: TP:xxxx

- ; SEMCAD X Version 14.6.10 (7331)

**Configuration/Bottom of EUT Facing Phantom - Middle 2/Area Scan 2 (81x151x1):** Interpolated grid: dx=1.200 mm, dy=1.200 mm

Maximum value of SAR (interpolated) = 0.988 W/kg

**Configuration/Bottom of EUT Facing Phantom - Middle 2/Zoom Scan (7x7x7) (7x7x7)/Cube 0:** Measurement grid:

dx=5mm, dy=5mm, dz=5mm

Reference Value = 7.853 V/m; Power Drift = 0.10 dB

Peak SAR (extrapolated) = 2.83 W/kg

**SAR(1 g) = 0.937 W/kg; SAR(10 g) = 0.308 W/kg**

Maximum value of SAR (measured) = 1.20 W/kg

**Configuration/Bottom of EUT Facing Phantom - Middle 2/Zoom Scan (7x7x7) (7x7x7)/Cube 1:** Measurement grid:

dx=5mm, dy=5mm, dz=5mm

Reference Value = 7.853 V/m; Power Drift = 0.10 dB

Peak SAR (extrapolated) = 2.57 W/kg

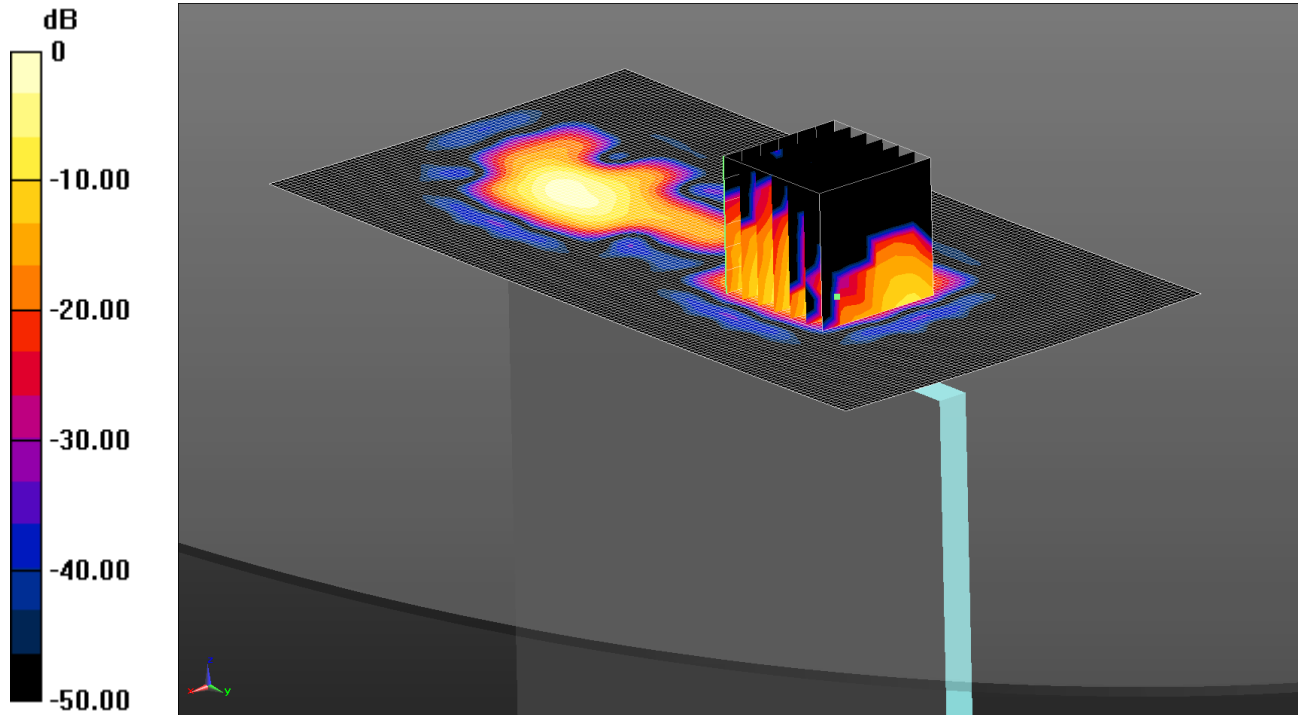
**SAR(1 g) = 0.810 W/kg; SAR(10 g) = 0.266 W/kg**

Maximum value of SAR (measured) = 1.07 W/kg

191: Bottom of EUT Facing Phantom Wi-Fi 802.11n 6.5Mbps Antenna 1+2 (MIMO) CH1

Date: 22/7/2014

DUT: A1600; Type: FCC ID: BCGA1600



0 dB = 0.226 W/kg = -6.45 dBW/kg

Communication System: UID 0, WLAN 802.11 (0); Frequency: 2412 MHz; Duty Cycle: 1:1

Medium: 2450 MSL Medium parameters used (interpolated):  $f = 2412$  MHz;  $\sigma = 1.886$  S/m;  $\epsilon_r = 50.934$ ;  $\rho = 1000$  kg/m<sup>3</sup>

Phantom section: Flat Section

DASY4 Configuration:

- Probe: EX3DV4 - SN3814; ConvF(7.01, 7.01, 7.01); Calibrated: 24/9/2013;
- Sensor-Surface: 4mm (Mechanical Surface Detection)
- Electronics: DAE4 Sn1438; Calibrated: 12/5/2014
- Phantom: ELI v5.0 (30deg probe tilt); Type: QDOVA002AA; Serial: TP:xxxx
- ; SEMCAD X Version 14.6.10 (7331)

**Configuration/Bottom of EUT Facing Phantom - Low/Area Scan 2 (81x151x1):** Interpolated grid: dx=1.200 mm, dy=1.200 mm

Maximum value of SAR (interpolated) = 0.226 W/kg

**Configuration/Bottom of EUT Facing Phantom - Low/Zoom Scan (7x7x7) (7x7x7)/Cube 0:** Measurement grid: dx=5mm, dy=5mm, dz=5mm

Reference Value = 2.165 V/m; Power Drift = 0.04 dB

Peak SAR (extrapolated) = 0.629 W/kg

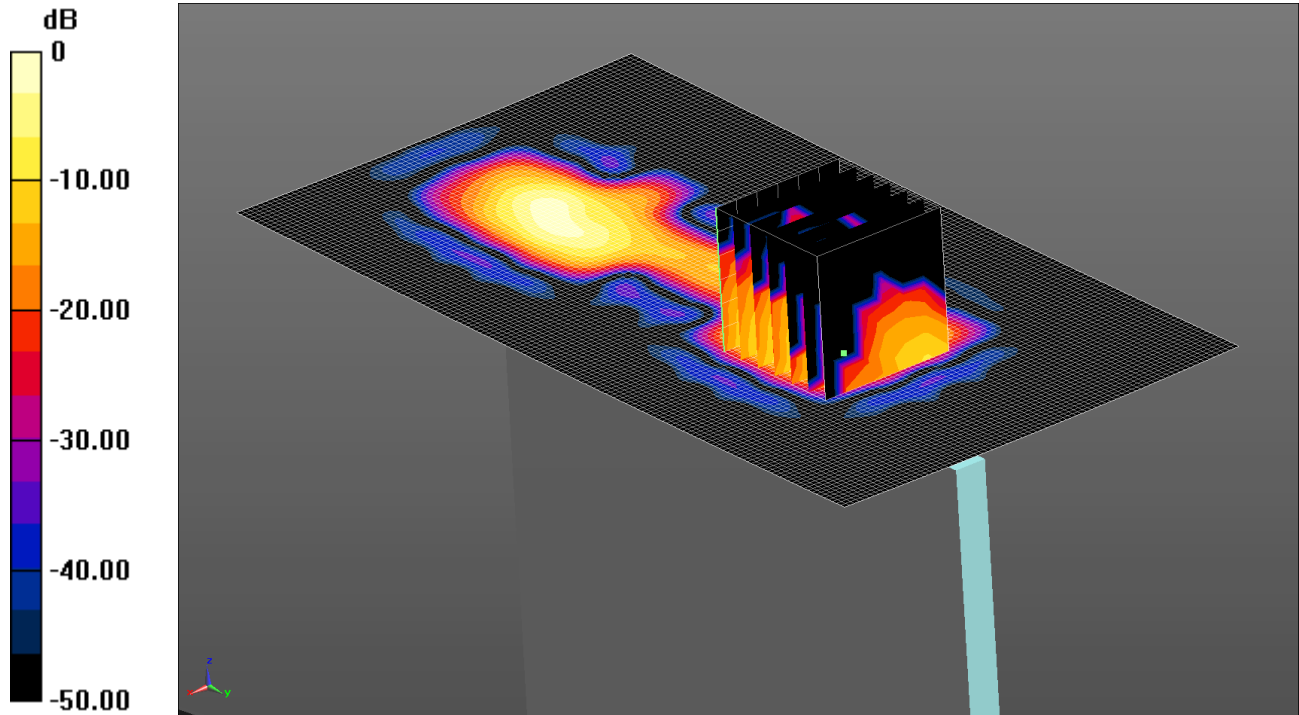
**SAR(1 g) = 0.116 W/kg; SAR(10 g) = 0.036 W/kg**

Maximum value of SAR (measured) = 0.143 W/kg

192: Bottom of EUT Facing Phantom Wi-Fi 802.11n 6.5Mbps Antenna 1+2 (MIMO) CH11

Date: 22/7/2014

DUT: A1600; Type: FCC ID: BCGA1600



0 dB = 0.239 W/kg = -6.21 dBW/kg

Communication System: UID 0, WLAN 802.11 (0); Frequency: 2462 MHz; Duty Cycle: 1:1

Medium: 2450 MSL Medium parameters used (interpolated):  $f = 2462$  MHz;  $\sigma = 1.936$  S/m;  $\epsilon_r = 50.816$ ;  $\rho = 1000$  kg/m<sup>3</sup>

Phantom section: Flat Section

DASY4 Configuration:

- Probe: EX3DV4 - SN3814; ConvF(7.01, 7.01, 7.01); Calibrated: 24/9/2013;
- Sensor-Surface: 4mm (Mechanical Surface Detection)
- Electronics: DAE4 Sn1438; Calibrated: 12/5/2014
- Phantom: ELI v5.0 (30deg probe tilt); Type: QDOVA002AA; Serial: TP:xxxx
- ; SEMCAD X Version 14.6.10 (7331)

**Configuration/Bottom of EUT Facing Phantom - Low/Area Scan 2 (81x151x1):** Interpolated grid: dx=1.200 mm, dy=1.200 mm

Maximum value of SAR (interpolated) = 0.239 W/kg

**Configuration/Bottom of EUT Facing Phantom - Low/Zoom Scan (7x7x7) (7x7x7)/Cube 0:** Measurement grid: dx=5mm, dy=5mm, dz=5mm

Reference Value = 2.461 V/m; Power Drift = 0.18 dB

Peak SAR (extrapolated) = 0.310 W/kg

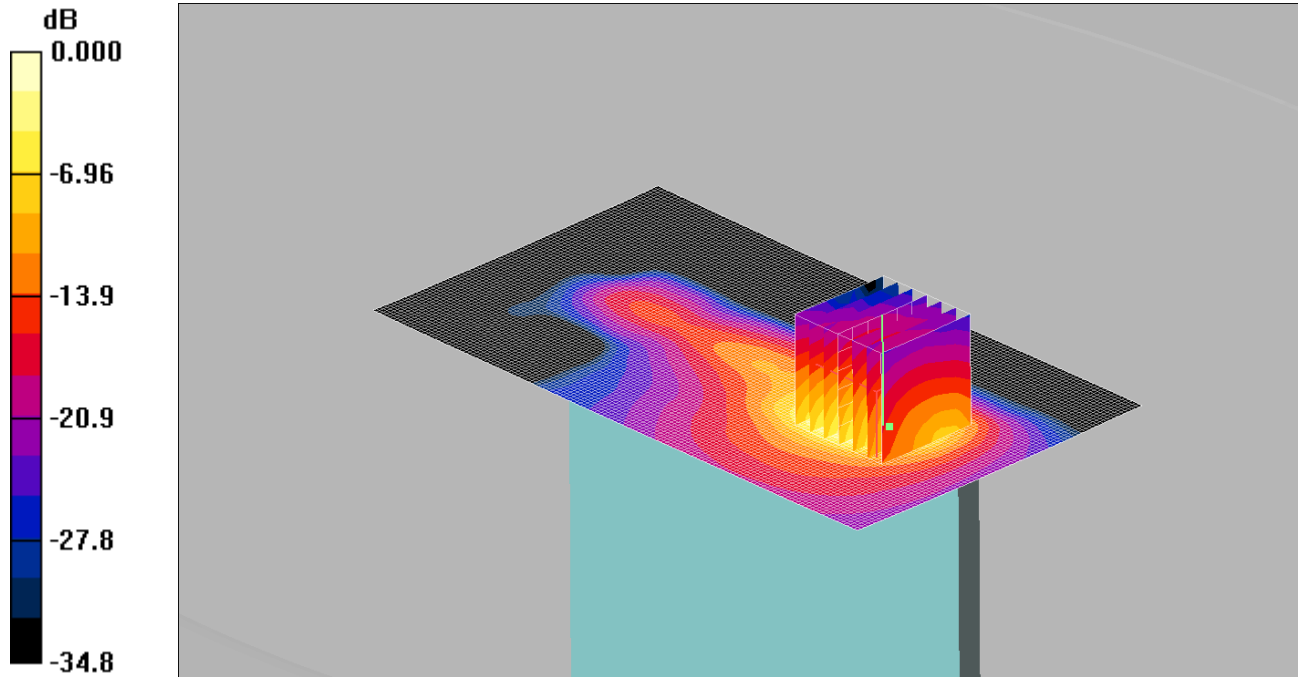
**SAR(1 g) = 0.130 W/kg; SAR(10 g) = 0.041 W/kg**

Maximum value of SAR (measured) = 0.165 W/kg

193: Bottom of EUT Facing Phantom Wi-Fi 802.11n 6.5Mbps Antenna 1 CH6 Variant 2

Date: 04/09/2014

DUT: A1600; Type: FCC ID: BCGA1600



0 dB = 1.11mW/g

Communication System: WLAN; Frequency: 2437 MHz; Duty Cycle: 1:1

Medium: 2450 MHz MSL Medium parameters used (interpolated):  $f = 2437$  MHz;  $\sigma = 2.03$  mho/m;  $\epsilon_r = 50.6$ ;  $\rho = 1000$  kg/m<sup>3</sup>

Phantom section: Flat Section

DASY4 Configuration:

- Probe: ES3DV3 - SN3304; ConvF(4.24, 4.24, 4.24);
- Sensor-Surface: 4mm (Mechanical Surface Detection)
- Electronics: DAE3 Sn432; Calibrated: 20/08/2014
- Phantom: ELI v5.0; Type: QDOVA002AA; Serial: TP:xxxx
- Measurement SW: DASY4, V4.7 Build 80; Postprocessing SW: SEMCAD, V1.8 Build 186

Bottom of EUT Facing Phantom - Middle/Area Scan (81x141x1): Measurement grid: dx=12mm, dy=12mm

Maximum value of SAR (interpolated) = 1.34 mW/g

Bottom of EUT Facing Phantom - Middle/Zoom Scan (7x7x7) 2 2 (7x7x7)/Cube 0: Measurement grid: dx=5mm, dy=5mm, dz=5mm

Reference Value = 17.0 V/m; Power Drift = -0.031 dB

Peak SAR (extrapolated) = 2.83 W/kg


SAR(1 g) = 0.900 mW/g; SAR(10 g) = 0.301 mW/g

Maximum value of SAR (measured) = 1.11 mW/g

194: Back Of EUT Facing Phantom Wi-Fi 802.11a 6Mbps Antenna 2 SISO CH48

Date: 29/7/2014

DUT: A1600; Type: FCC ID: BCGA1600



0 dB = 0 W/kg = -999.00 dBW/kg

Communication System: UID 0, WLAN 802.11 (0); Frequency: 5240 MHz; Duty Cycle: 1:1

Medium: 5200/5500/5800 MHz MSL Medium parameters used (interpolated):  $f = 5240$  MHz;  $\sigma = 5.32$  S/m;  $\epsilon_r = 49.558$ ;  $\rho = 1000$  kg/m<sup>3</sup>

Phantom section: Flat Section

DASY4 Configuration:

- Probe: EX3DV4 - SN3814; ConvF(4.44, 4.44, 4.44); Calibrated: 24/9/2013;
- Sensor-Surface: 4mm (Mechanical Surface Detection)
- Electronics: DAE4 Sn1438; Calibrated: 12/5/2014
- Phantom: ELI v5.0 (30deg probe tilt); Type: QDOVA002AA; Serial: TP:xxxx
- ; SEMCAD X Version 14.6.10 (7331)

**Configuration/Back of EUT Facing Phantom- Middle 2/Area Scan (151x211x1):** Interpolated grid: dx=1.000 mm, dy=1.000 mm


Maximum value of SAR (interpolated) = 0 W/kg

**Note: SAR level measured is very low as equivalent to noise floor on Area Scan, hence the Zoom was not evaluated by DASY.**

195: Right Hand Side Of EUT Facing Phantom Wi-Fi 802.11a 6Mbps Antenna 2 SISO CH48

Date: 29/7/2014

DUT: A1600; Type: FCC ID: BCGA1600



0 dB = 0 W/kg = -999.00 dBW/kg

Communication System: UID 0, WLAN 802.11 (0); Frequency: 5240 MHz; Duty Cycle: 1:1

Medium: 5200/5500/5800 MHz MSL Medium parameters used (interpolated):  $f = 5240$  MHz;  $\sigma = 5.515$  S/m;  $\epsilon_r = 48.966$ ;  $\rho = 1000$  kg/m<sup>3</sup>

Phantom section: Flat Section

DASY4 Configuration:

- Probe: EX3DV4 - SN3814; ConvF(4.44, 4.44, 4.44); Calibrated: 24/9/2013;
- Sensor-Surface: 4mm (Mechanical Surface Detection)
- Electronics: DAE4 Sn1438; Calibrated: 12/5/2014
- Phantom: ELI v5.0 (30deg probe tilt); Type: QDOVA002AA; Serial: TP:xxxx
- ; SEMCAD X Version 14.6.10 (7331)

**Configuration/Back of EUT Facing Phantom- Middle 2/Area Scan (61x241x1):** Interpolated grid: dx=1.000 mm, dy=1.000 mm

Maximum value of SAR (interpolated) = 0 W/kg

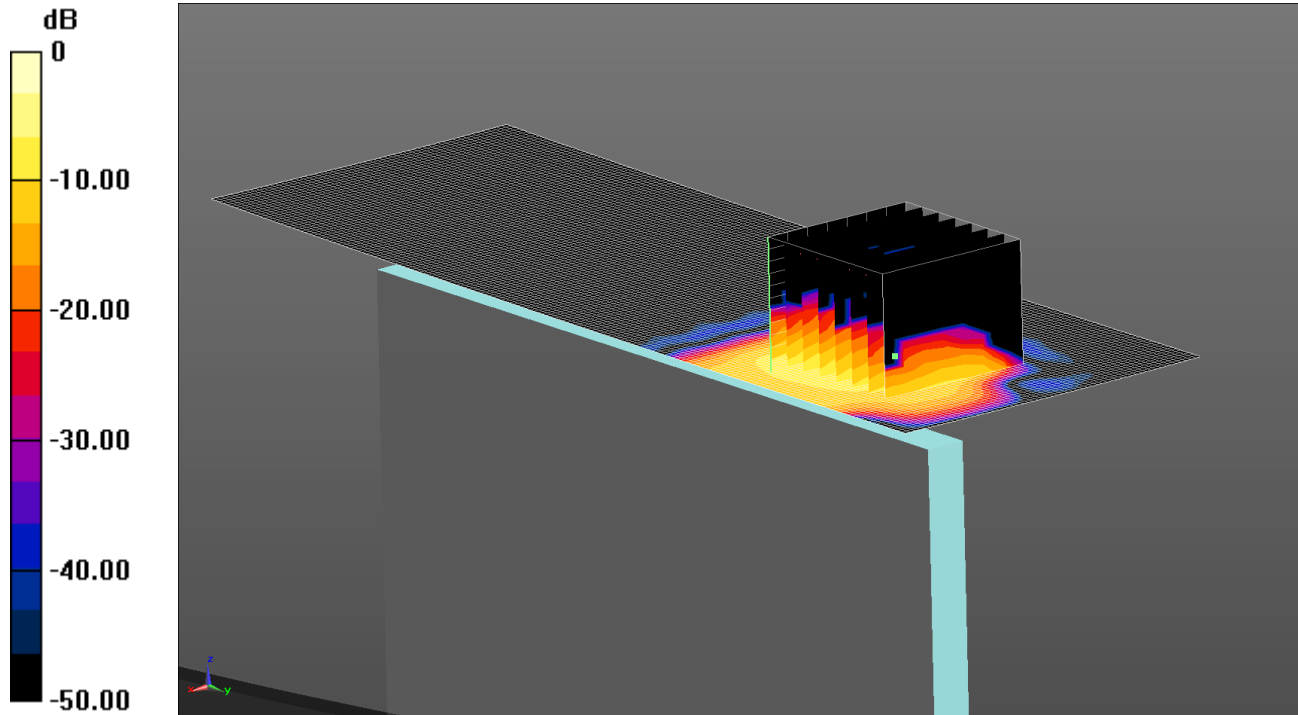
**Note: SAR level measured is very low as equivalent to noise floor on Area Scan, hence the Zoom was not evaluated by DASY.**



196: Bottom Of EUT Facing Phantom Wi-Fi 802.11a 6Mbps Antenna 2 SISO CH48

Date: 29/7/2014

DUT: A1600; Type: FCC ID: BCGA1600



0 dB = 0.855 W/kg = -0.68 dBW/kg

Communication System: UID 0, WLAN 802.11 (0); Frequency: 5240 MHz; Duty Cycle: 1:1

Medium: 5200/5500/5800 MHz MSL Medium parameters used (interpolated):  $f = 5240$  MHz;  $\sigma = 5.32$  S/m;  $\epsilon_r = 49.558$ ;  $\rho = 1000$  kg/m<sup>3</sup>

Phantom section: Flat Section

DASY4 Configuration:

- Probe: EX3DV4 - SN3814; ConvF(4.44, 4.44, 4.44); Calibrated: 24/9/2013;
- Sensor-Surface: 4mm (Mechanical Surface Detection), Sensor-Surface: 2mm (Mechanical Surface Detection)
- Electronics: DAE4 Sn1438; Calibrated: 12/5/2014
- Phantom: ELI v5.0 (30deg probe tilt); Type: QDOVA002AA; Serial: TP:xxxx
- ; SEMCAD X Version 14.6.10 (7331)

**Configuration/Bottom of EUT Facing Phantom- Middle/Area Scan 2 (61x171x1):** Interpolated grid: dx=1.000 mm, dy=1.000 mm

Maximum value of SAR (interpolated) = 0.783 W/kg

**Configuration/Bottom of EUT Facing Phantom- Middle/Zoom Scan (5-6 GHz) (7x7x12) 2 2 (8x8x12)/Cube 0:**

Measurement grid: dx=4mm, dy=4mm, dz=2mm

Reference Value = 2.698 V/m; Power Drift = 0.80 dB

Peak SAR (extrapolated) = 1.63 W/kg


**SAR(1 g) = 0.428 W/kg; SAR(10 g) = 0.127 W/kg**

Maximum value of SAR (measured) = 0.855 W/kg

197: Back Of EUT Facing Phantom Wi-Fi 802.11n HT20 Antenna 1 6Mbps SISO CH48

Date: 30/7/2014

DUT: A1600; Type: FCC ID: BCGA1600



0 dB = 0 W/kg = -999.00 dBW/kg

Communication System: UID 0, WLAN 802.11 (0); Frequency: 5240 MHz; Duty Cycle: 1:1

Medium: 5200/5500/5800 MHz MSL Medium parameters used (interpolated):  $f = 5240$  MHz;  $\sigma = 5.32$  S/m;  $\epsilon_r = 49.558$ ;  $\rho = 1000$  kg/m<sup>3</sup>

Phantom section: Flat Section

DASY4 Configuration:

- Probe: EX3DV4 - SN3814; ConvF(4.44, 4.44, 4.44); Calibrated: 24/9/2013;
- Sensor-Surface: 4mm (Mechanical Surface Detection)
- Electronics: DAE4 Sn1438; Calibrated: 12/5/2014
- Phantom: ELI v5.0 (30deg probe tilt); Type: QDOVA002AA; Serial: TP:xxxx
- ; SEMCAD X Version 14.6.10 (7331)

**Configuration/Back of EUT Facing Phantom- Middle 2/Area Scan 2 (61x81x1):** Interpolated grid: dx=2.500 mm, dy=2.500 mm

Maximum value of SAR (interpolated) = 0 W/kg

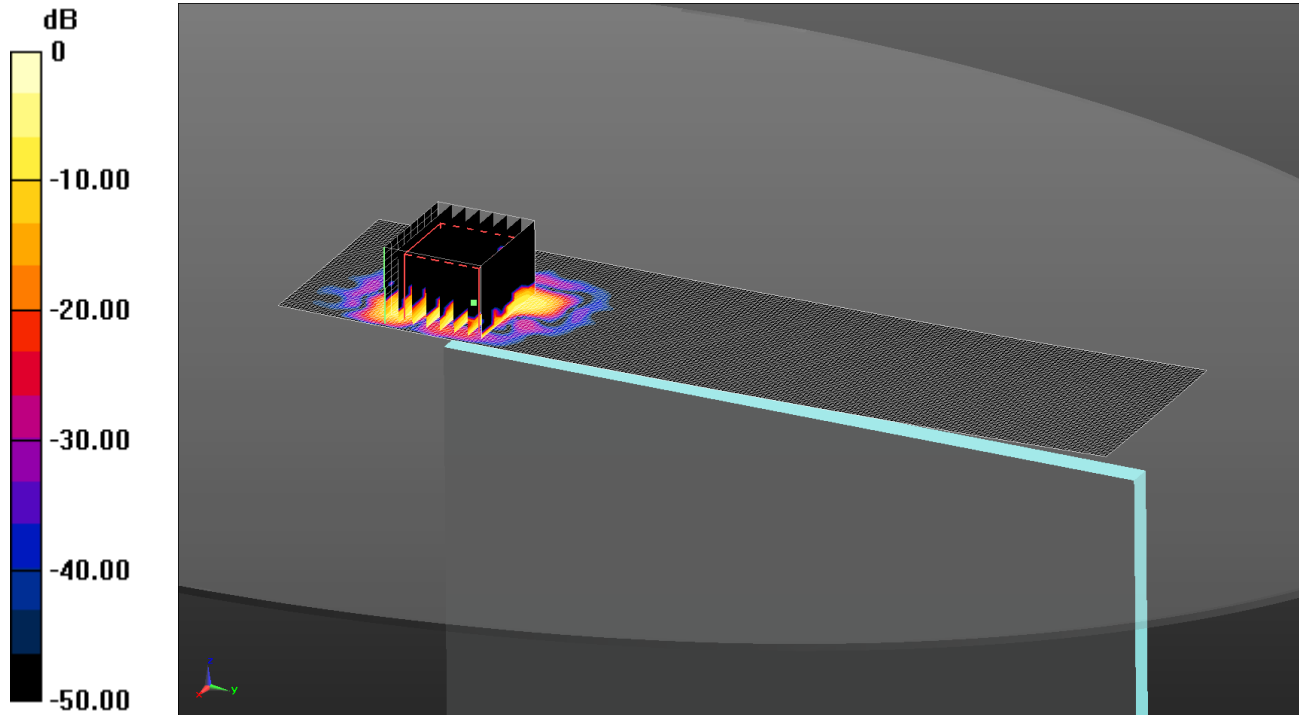
**Configuration/Back of EUT Facing Phantom- Middle 2/Area Scan (151x211x1):** Interpolated grid: dx=1.000 mm, dy=1.000 mm

**Note:** SAR level measured is very low as equivalent to noise floor on Area Scan, hence the Zoom was not evaluated by DASY.

198: Left Hand Side Of EUT Facing Phantom Wi-Fi 802.11n HT20 Antenna 1 6Mbps SISO CH48

Date: 1/8/2014

DUT: A1600; Type: FCC ID: BCGA1600



0 dB = 0.172 W/kg = -7.64 dBW/kg

Communication System: UID 0, WLAN 802.11 (0); Frequency: 5240 MHz; Duty Cycle: 1:1

Medium: 5200/5500/5800 MHz MSL Medium parameters used (interpolated):  $f = 5240$  MHz;  $\sigma = 5.32$  S/m;  $\epsilon_r = 49.558$ ;  $\rho = 1000$  kg/m<sup>3</sup>

Phantom section: Flat Section

DASY4 Configuration:

- Probe: EX3DV4 - SN3814; ConvF(4.44, 4.44, 4.44); Calibrated: 24/9/2013;
- Sensor-Surface: 4mm (Mechanical Surface Detection), Sensor-Surface: 2mm (Mechanical Surface Detection)
- Electronics: DAE4 Sn1438; Calibrated: 12/5/2014
- Phantom: ELI v5.0 (30deg probe tilt); Type: QDOVA002AA; Serial: TP:xxxx
- ; SEMCAD X Version 14.6.10 (7331)

**Configuration/Left Hand Side of EUT Facing Phantom- Middle 2/Area Scan (61x241x1):** Interpolated grid: dx=1.000 mm, dy=1.000 mm

Maximum value of SAR (interpolated) = 0.0873 W/kg

**Configuration/Left Hand Side of EUT Facing Phantom- Middle 2/Zoom Scan (5-6 GHz) (7x7x12) 2 2 (9x8x12)/Cube 0:**

Measurement grid: dx=4mm, dy=4mm, dz=2mm

Reference Value = 4.959 V/m; Power Drift = -0.13 dB

Peak SAR (extrapolated) = 0.594 W/kg

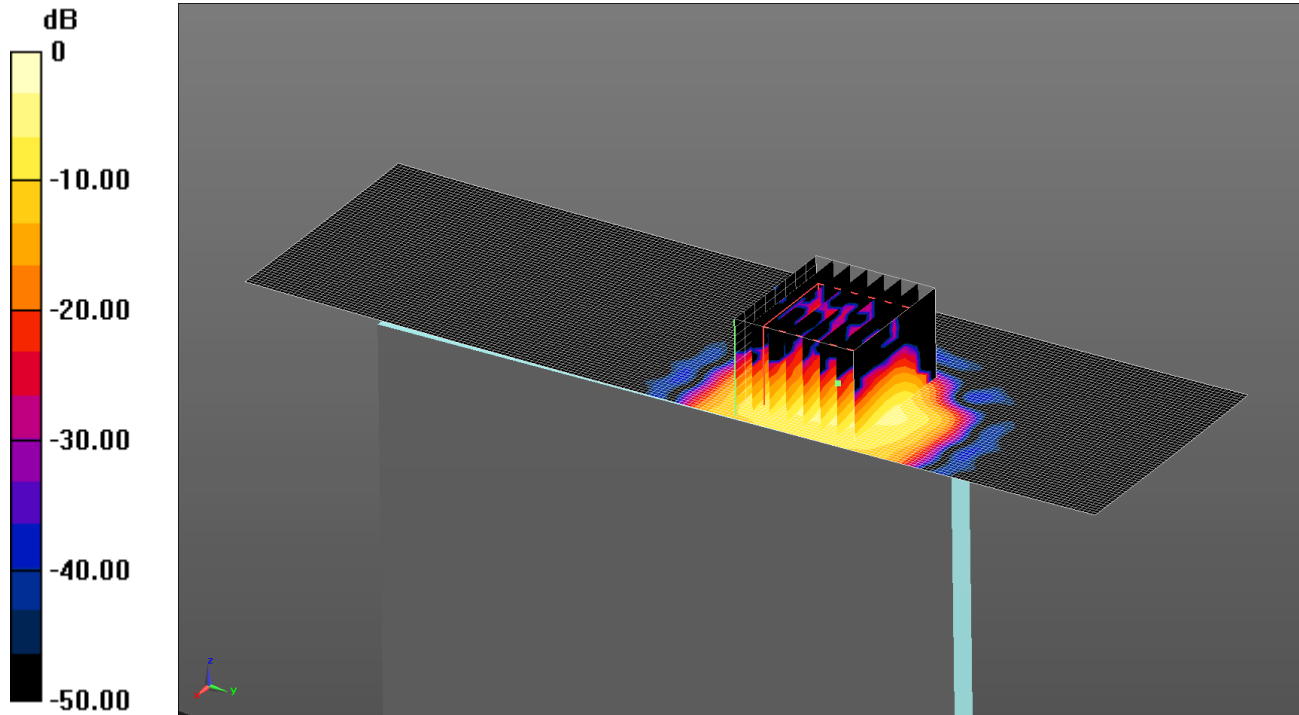
**SAR(1 g) = 0.061 W/kg; SAR(10 g) = 0.024 W/kg**

Maximum value of SAR (measured) = 0.172 W/kg

199: Bottom Of EUT Facing Phantom Wi-Fi 802.11n HT20 Antenna 1 6Mbps SISO CH48

Date: 1/8/2014

DUT: A1600; Type: FCC ID: BCGA1600



0 dB = 1.29 W/kg = 1.11 dBW/kg

Communication System: UID 0, WLAN 802.11 (0); Frequency: 5240 MHz; Duty Cycle: 1:1

Medium: 5200/5500/5800 MHz MSL Medium parameters used (interpolated):  $f = 5240$  MHz;  $\sigma = 5.32$  S/m;  $\epsilon_r = 49.558$ ;  $\rho = 1000$  kg/m<sup>3</sup>

Phantom section: Flat Section

DASY4 Configuration:

- Probe: EX3DV4 - SN3814; ConvF(4.44, 4.44, 4.44); Calibrated: 24/9/2013;
- Sensor-Surface: 4mm (Mechanical Surface Detection), Sensor-Surface: 2mm (Mechanical Surface Detection)
- Electronics: DAE4 Sn1438; Calibrated: 12/5/2014
- Phantom: ELI v5.0 (30deg probe tilt); Type: QDOVA002AA; Serial: TP:xxxx
- ; SEMCAD X Version 14.6.10 (7331)

**Configuration/Bottom of EUT Facing Phantom- Middle 2/Area Scan (61x201x1):** Interpolated grid: dx=1.000 mm, dy=1.000 mm

Maximum value of SAR (interpolated) = 0.908 W/kg

**Configuration/Bottom of EUT Facing Phantom- Middle 2/Zoom Scan (5-6 GHz) (7x7x12) 2 2 (9x8x12)/Cube 0:**

Measurement grid: dx=4mm, dy=4mm, dz=2mm

Reference Value = 6.079 V/m; Power Drift = 0.06 dB

Peak SAR (extrapolated) = 2.43 W/kg


**SAR(1 g) = 0.673 W/kg; SAR(10 g) = 0.226 W/kg**

Maximum value of SAR (measured) = 1.29 W/kg

200: Back Of EUT Facing Phantom Wi-Fi 802.11n HT20 Antenna 2 6Mbps SISO CH48

Date: 1/8/2014

DUT: A1600; Type: FCC ID: BCGA1600



0 dB = 0 W/kg = -999.00 dBW/kg

Communication System: UID 0, WLAN 802.11 (0); Frequency: 5240 MHz; Duty Cycle: 1:1

Medium: 5200/5500/5800 MHz MSL Medium parameters used (interpolated):  $f = 5240$  MHz;  $\sigma = 5.32$  S/m;  $\epsilon_r = 49.558$ ;  $\rho = 1000$  kg/m<sup>3</sup>

Phantom section: Flat Section

DASY4 Configuration:

- Probe: EX3DV4 - SN3814; ConvF(4.44, 4.44, 4.44); Calibrated: 24/9/2013;
- Sensor-Surface: 4mm (Mechanical Surface Detection)
- Electronics: DAE4 Sn1438; Calibrated: 12/5/2014
- Phantom: ELI v5.0 (30deg probe tilt); Type: QDOVA002AA; Serial: TP:xxxx
- ; SEMCAD X Version 14.6.10 (7331)

**Configuration/Back of EUT Facing Phantom- Middle 2/Area Scan (181x121x1):** Interpolated grid: dx=1.000 mm, dy=1.000 mm


Maximum value of SAR (interpolated) = 0 W/kg

**Note: SAR level measured is very low as equivalent to noise floor on Area Scan, hence the Zoom was not evaluated by DASY.**

201: Right Hand Side Of EUT Facing Phantom Wi-Fi 802.11n HT20 Antenna 2 6Mbps SISO CH48

Date: 1/8/2014

DUT: A1600; Type: FCC ID: BCGA1600



0 dB = 0 W/kg = -999.00 dBW/kg

Communication System: UID 0, WLAN 802.11 (0); Frequency: 5240 MHz; Duty Cycle: 1:1

Medium: 5200/5500/5800 MHz MSL Medium parameters used (interpolated):  $f = 5240$  MHz;  $\sigma = 5.32$  S/m;  $\epsilon_r = 49.558$ ;  $\rho = 1000$  kg/m<sup>3</sup>

Phantom section: Flat Section

DASY4 Configuration:

- Probe: EX3DV4 - SN3814; ConvF(4.44, 4.44, 4.44); Calibrated: 24/9/2013;
- Sensor-Surface: 4mm (Mechanical Surface Detection)
- Electronics: DAE4 Sn1438; Calibrated: 12/5/2014
- Phantom: ELI v5.0 (30deg probe tilt); Type: QDOVA002AA; Serial: TP:xxxx
- ; SEMCAD X Version 14.6.10 (7331)

**Configuration/Right Hand Side of EUT Facing Phantom- Middle 2/Area Scan (61x241x1):** Interpolated grid: dx=1.000 mm, dy=1.000 mm

Maximum value of SAR (interpolated) = 0 W/kg

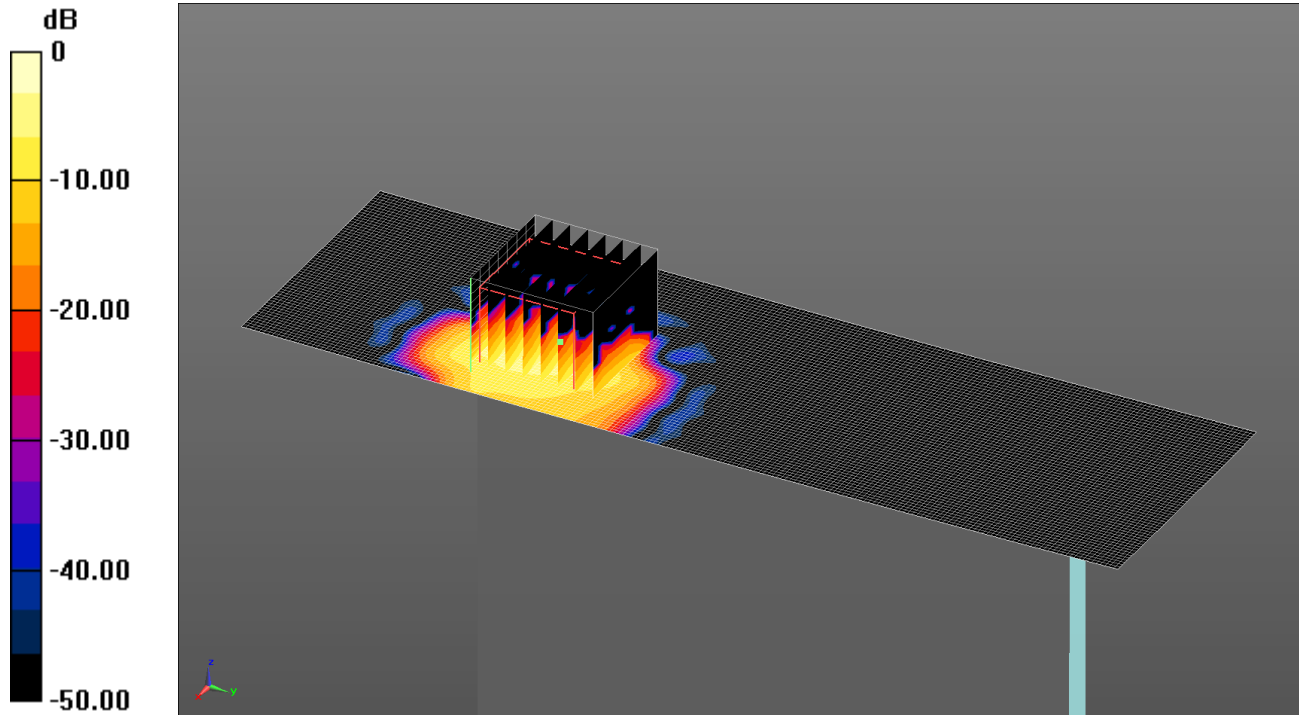
**Note: SAR level measured is very low as equivalent to noise floor on Area Scan, hence the Zoom was not evaluated by DASY.**



202: Bottom Of EUT Facing Phantom Wi-Fi 802.11n HT20 Antenna 2 6Mbps SISO CH48

Date: 1/8/2014

DUT: A1600; Type: FCC ID: BCGA1600



0 dB = 0.765 W/kg = -1.16 dBW/kg

Communication System: UID 0, WLAN 802.11 (0); Frequency: 5240 MHz; Duty Cycle: 1:1

Medium: 5200/5500/5800 MHz MSL Medium parameters used (interpolated): f = 5240 MHz;  $\sigma = 5.32$  S/m;  $\epsilon_r = 49.558$ ;  $\rho = 1000$  kg/m<sup>3</sup>

Phantom section: Flat Section

DASY4 Configuration:

- Probe: EX3DV4 - SN3814; ConvF(4.44, 4.44, 4.44); Calibrated: 24/9/2013;
- Sensor-Surface: 4mm (Mechanical Surface Detection), Sensor-Surface: 2mm (Mechanical Surface Detection)
- Electronics: DAE4 Sn1438; Calibrated: 12/5/2014
- Phantom: ELI v5.0 (30deg probe tilt); Type: QDOVA002AA; Serial: TP:xxxx
- ; SEMCAD X Version 14.6.10 (7331)

**Configuration/Bottom of EUT Facing Phantom- Middle 2/Area Scan (61x201x1):** Interpolated grid: dx=1.000 mm, dy=1.000 mm

Maximum value of SAR (interpolated) = 0.687 W/kg

**Configuration/Bottom of EUT Facing Phantom- Middle 2/Zoom Scan (5-6 GHz) (7x7x12) 2 2 (8x8x12)/Cube 0:**

Measurement grid: dx=4mm, dy=4mm, dz=2mm

Reference Value = 5.78 V/m; Power Drift = -0.06 dB

Peak SAR (extrapolated) = 1.48 W/kg


**SAR(1 g) = 0.385 W/kg; SAR(10 g) = 0.117 W/kg**

Maximum value of SAR (measured) = 0.765 W/kg

203: Back Of EUT Facing Phantom Wi-Fi 802.11n HT20 Ant 1&2 6Mbps MIMO CH48

Date: 4/8/2014

DUT: A1600; Type: FCC ID: BCGA1600



0 dB = 0.0653 W/kg = -11.85 dBW/kg

Communication System: UID 0, WLAN 802.11 (0); Frequency: 5240 MHz; Duty Cycle: 1:1

Medium: 5200/5500/5800 MHz MSL Medium parameters used (interpolated):  $f = 5240$  MHz;  $\sigma = 5.345$  S/m;  $\epsilon_r = 47.713$ ;  $\rho = 1000$  kg/m<sup>3</sup>

Phantom section: Flat Section

DASY4 Configuration:

- Probe: EX3DV4 - SN3814; ConvF(4.44, 4.44, 4.44); Calibrated: 24/9/2013;
- Sensor-Surface: 4mm (Mechanical Surface Detection), Sensor-Surface: 2mm (Mechanical Surface Detection)
- Electronics: DAE4 Sn1438; Calibrated: 12/5/2014
- Phantom: ELI v5.0 (30deg probe tilt); Type: QDOVA002AA; Serial: TP:xxxx
- ; SEMCAD X Version 14.6.10 (7331)

**Configuration/Back of EUT Facing Phantom- Middle 2/Area Scan (151x101x1):** Interpolated grid: dx=1.000 mm, dy=1.000 mm

Maximum value of SAR (interpolated) = 0.0217 W/kg

**Configuration/Back of EUT Facing Phantom- Middle 2/Zoom Scan (5-6 GHz) (7x7x12) 2 2 (8x8x12)/Cube 0:**

Measurement grid: dx=4mm, dy=4mm, dz=2mm

Reference Value = 3.01 V/m; Power Drift = 0.20 dB

Peak SAR (extrapolated) = 0.418 W/kg

**SAR(1 g) = 0.035 W/kg; SAR(10 g) = 0.013 W/kg**


Maximum value of SAR (measured) = 0.0653 W/kg

**Note: SAR level measured is very low as equivalent to noise floor.**

204: Right Hand Side Of EUT Facing Phantom Wi-Fi 802.11n HT20 Ant 1&2 6Mbps MIMO CH48

Date: 5/8/2014

DUT: A1600; Type: FCC ID: BCGA1600



0 dB = 0 W/kg = -999.00 dBW/kg

Communication System: UID 0, WLAN 802.11 (0); Frequency: 5240 MHz; Duty Cycle: 1:1

Medium: 5200/5500/5800 MHz MSL Medium parameters used (interpolated):  $f = 5240$  MHz;  $\sigma = 5.345$  S/m;  $\epsilon_r = 47.713$ ;  $\rho = 1000$  kg/m<sup>3</sup>

Phantom section: Flat Section

DASY4 Configuration:

- Probe: EX3DV4 - SN3814; ConvF(4.44, 4.44, 4.44); Calibrated: 24/9/2013;
- Sensor-Surface: 4mm (Mechanical Surface Detection)
- Electronics: DAE4 Sn1438; Calibrated: 12/5/2014
- Phantom: ELI v5.0 (30deg probe tilt); Type: QDOVA002AA; Serial: TP:xxxx
- ; SEMCAD X Version 14.6.10 (7331)

**Configuration/Right Hand Side of EUT Facing Phantom- Middle 2/Area Scan 2 (31x91x1):** Interpolated grid: dx=2.500 mm, dy=2.500 mm

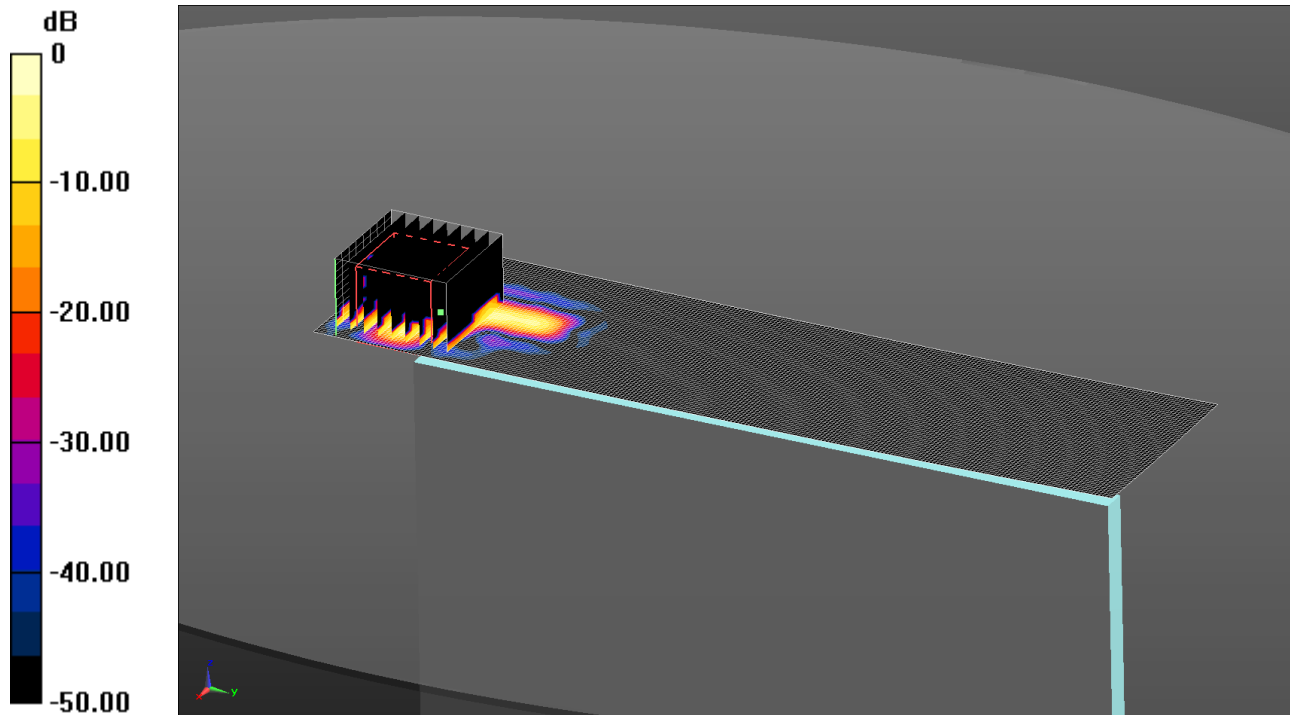
Maximum value of SAR (interpolated) = 0 W/kg

**Note: SAR level measured is very low as equivalent to noise floor on Area Scan, hence the Zoom was not evaluated by DASY.**

205: Left Hand Side Of EUT Facing Phantom Wi-Fi 802.11n HT20 Ant 1&2 6Mbps MIMO CH48

Date: 5/8/2014

DUT: A1600; Type: FCC ID: BCGA1600



0 dB = 0.144 W/kg = -8.42 dBW/kg

Communication System: UID 0, WLAN 802.11 (0); Frequency: 5240 MHz; Duty Cycle: 1:1

Medium: 5200/5500/5800 MHz MSL Medium parameters used (interpolated): f = 5240 MHz;  $\sigma = 5.345$  S/m;  $\epsilon_r = 47.713$ ;  $\rho = 1000$  kg/m<sup>3</sup>

Phantom section: Flat Section

DASY4 Configuration:

- Probe: EX3DV4 - SN3814; ConvF(4.44, 4.44, 4.44); Calibrated: 24/9/2013;
- Sensor-Surface: 4mm (Mechanical Surface Detection), Sensor-Surface: 2mm (Mechanical Surface Detection)
- Electronics: DAE4 Sn1438; Calibrated: 12/5/2014
- Phantom: ELI v5.0 (30deg probe tilt); Type: QDOVA002AA; Serial: TP:xxxx
- ; SEMCAD X Version 14.6.10 (7331)

**Configuration/Left Hand Side of EUT Facing Phantom- Middle 2/Area Scan (61x231x1):** Interpolated grid: dx=1.000 mm, dy=1.000 mm

Maximum value of SAR (interpolated) = 0.197 W/kg

**Configuration/Left Hand Side of EUT Facing Phantom- Middle 2/Zoom Scan (5-6 GHz) (7x7x12) 2 2 (9x9x12)/Cube 0:**

Measurement grid: dx=4mm, dy=4mm, dz=2mm

Reference Value = 4.163 V/m; Power Drift = 0.18 dB

Peak SAR (extrapolated) = 0.343 W/kg

**SAR(1 g) = 0.053 W/kg; SAR(10 g) = 0.020 W/kg**

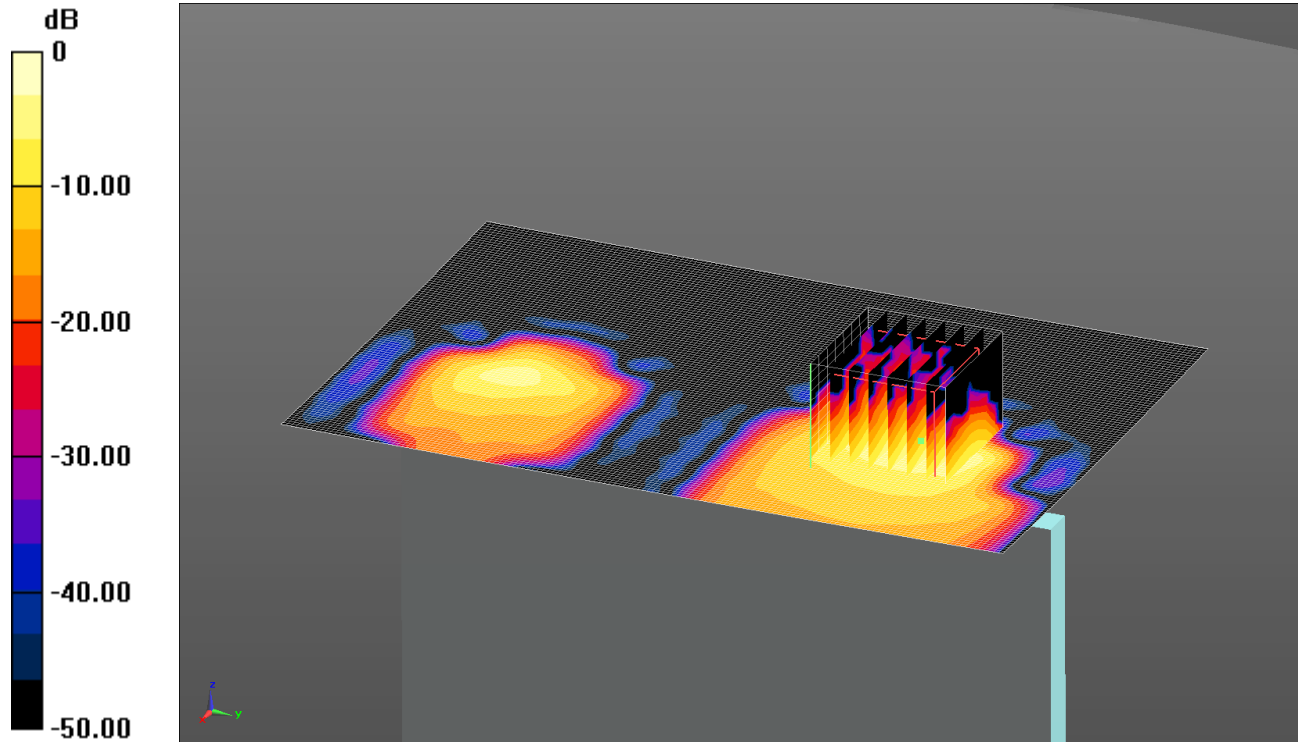
Maximum value of SAR (measured) = 0.144 W/kg

**Note: SAR level measured is very low as equivalent to noise floor.**

206: Bottom Of EUT Facing Phantom Wi-Fi 802.11n HT20 Ant 1&2 6Mbps MIMO CH48

Date: 5/8/2014

DUT: A1600; Type: FCC ID: BCGA1600



0 dB = 1.32 W/kg = 1.21 dBW/kg

Communication System: UID 0, WLAN 802.11 (0); Frequency: 5240 MHz; Duty Cycle: 1:1

Medium: 5200/5500/5800 MHz MSL Medium parameters used (interpolated): f = 5240 MHz;  $\sigma = 5.345$  S/m;  $\epsilon_r = 47.713$ ;  $\rho = 1000$  kg/m<sup>3</sup>

Phantom section: Flat Section

DASY4 Configuration:

- Probe: EX3DV4 - SN3814; ConvF(4.44, 4.44, 4.44); Calibrated: 24/9/2013;
- Sensor-Surface: 4mm (Mechanical Surface Detection), Sensor-Surface: 2mm (Mechanical Surface Detection)
- Electronics: DAE4 Sn1438; Calibrated: 12/5/2014
- Phantom: ELI v5.0 (30deg probe tilt); Type: QDOVA002AA; Serial: TP:xxxx
- ; SEMCAD X Version 14.6.10 (7331)

**Configuration/Bottom of EUT Facing Phantom- Middle 2 2/Area Scan (101x151x1):** Interpolated grid: dx=1.000 mm, dy=1.000 mm

Maximum value of SAR (interpolated) = 0.895 W/kg

**Configuration/Bottom of EUT Facing Phantom- Middle 2 2/Zoom Scan (5-6 GHz) (7x7x12) (8x8x12)/Cube 0:**

Measurement grid: dx=4mm, dy=4mm, dz=2mm

Reference Value = 10.30 V/m; Power Drift = -0.11 dB

Peak SAR (extrapolated) = 2.38 W/kg

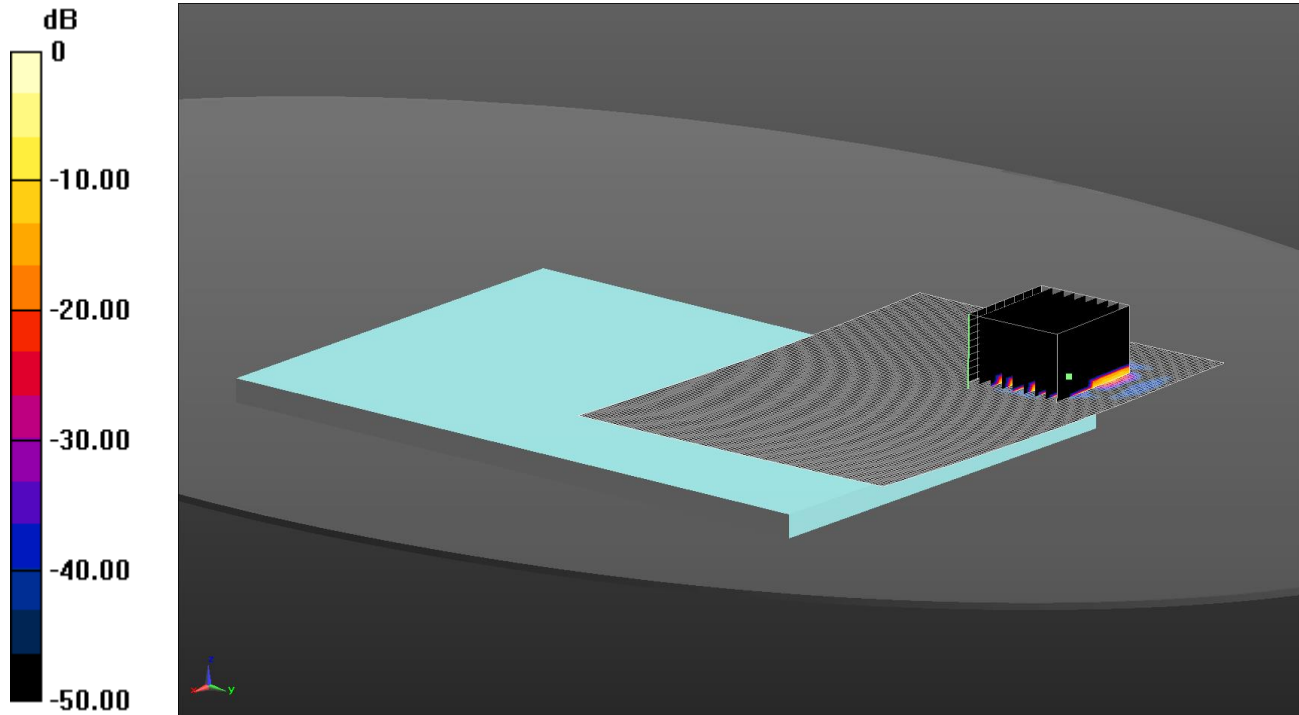
**SAR(1 g) = 0.671 W/kg; SAR(10 g) = 0.224 W/kg**

Maximum value of SAR (measured) = 1.32 W/kg

207: Back Of EUT Facing Phantom Wi-Fi 802.11n HT40 Antenna 1 13,5 Mbps SISO CH46

Date: 31/7/2014

DUT: A1600; Type: FCC ID: BCGA1600



0 dB = 0.0759 W/kg = -11.20 dBW/kg

Communication System: UID 0, WLAN 802.11 (0); Frequency: 5230 MHz; Duty Cycle: 1:1

Medium: 5200/5500/5800 MHz MSL Medium parameters used (interpolated):  $f = 5230$  MHz;  $\sigma = 5.3$  S/m;  $\epsilon_r = 49.578$ ;  $\rho = 1000$  kg/m<sup>3</sup>

Phantom section: Flat Section

DASY4 Configuration:

- Probe: EX3DV4 - SN3814; ConvF(4.44, 4.44, 4.44); Calibrated: 24/9/2013;
- Sensor-Surface: 4mm (Mechanical Surface Detection), Sensor-Surface: 2mm (Mechanical Surface Detection)
- Electronics: DAE4 Sn1438; Calibrated: 12/5/2014
- Phantom: ELI v5.0 (30deg probe tilt); Type: QDOVA002AA; Serial: TP:xxxx
- ; SEMCAD X Version 14.6.10 (7331)

**Configuration/Back of EUT Facing Phantom- Middle 2/Area Scan 3 (151x111x1):** Interpolated grid: dx=1.000 mm, dy=1.000 mm

Maximum value of SAR (interpolated) = 0.0538 W/kg

**Configuration/Back of EUT Facing Phantom- Middle 2/Zoom Scan (5-6 GHz) (7x7x12) 2 2 (9x9x12)/Cube 0:**

Measurement grid: dx=4mm, dy=4mm, dz=2mm

Reference Value = 3.665 V/m; Power Drift = -0.10 dB

Peak SAR (extrapolated) = 0.329 W/kg

**SAR(1 g) = 0.030 W/kg; SAR(10 g) = 0.012 W/kg**

Maximum value of SAR (measured) = 0.0759 W/kg

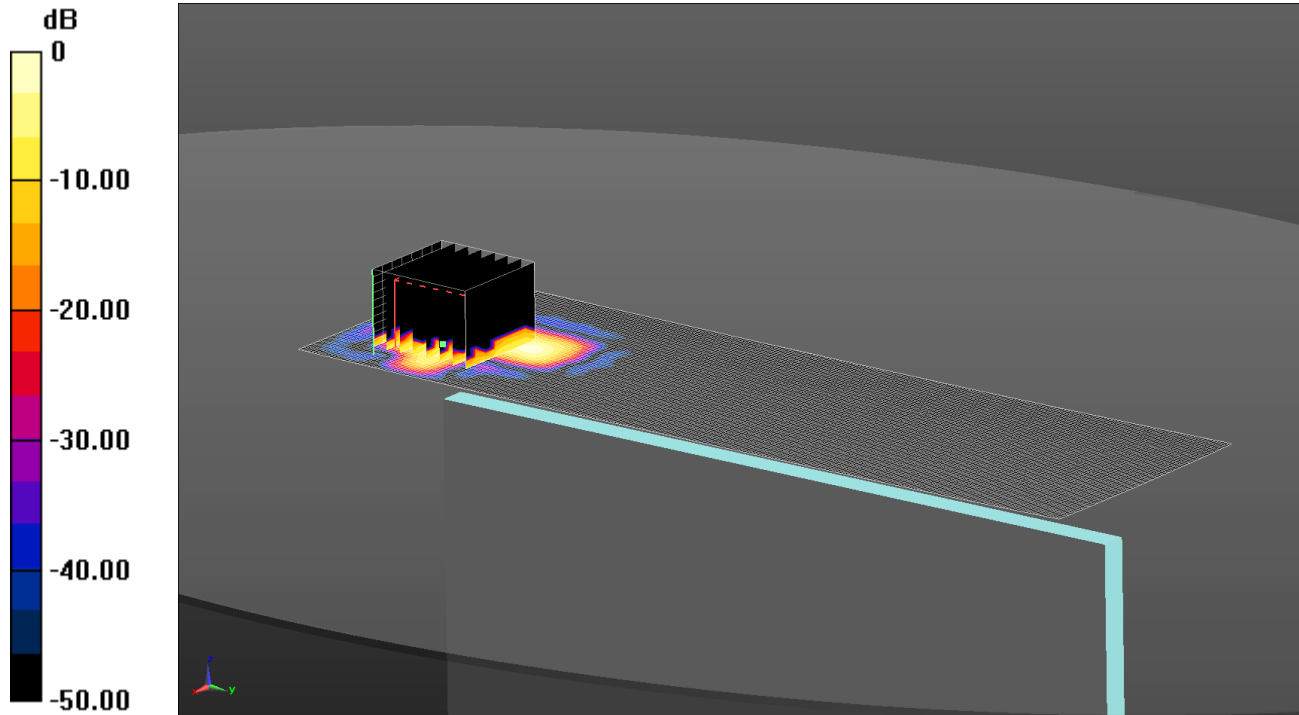
**Note: SAR level measured is very low as equivalent to noise floor.**



208: Left Hand Side Of EUT Facing Phantom Wi-Fi HT40 802.11n Antenna 1 13,5 Mbps SISO CH46

Date: 31/7/2014

DUT: A1600; Type: FCC ID: BCGA1600



0 dB = 0.145 W/kg = -8.39 dBW/kg

Communication System: UID 0, WLAN 802.11 (0); Frequency: 5230 MHz; Duty Cycle: 1:1

Medium: 5200/5500/5800 MHz MSL Medium parameters used (interpolated):  $f = 5230$  MHz;  $\sigma = 5.3$  S/m;  $\epsilon_r = 49.578$ ;  $\rho = 1000$  kg/m<sup>3</sup>

Phantom section: Flat Section

DASY4 Configuration:

- Probe: EX3DV4 - SN3814; ConvF(4.44, 4.44, 4.44); Calibrated: 24/9/2013;
- Sensor-Surface: 4mm (Mechanical Surface Detection), Sensor-Surface: 2mm (Mechanical Surface Detection)
- Electronics: DAE4 Sn1438; Calibrated: 12/5/2014
- Phantom: ELI v5.0 (30deg probe tilt); Type: QDOVA002AA; Serial: TP:xxxx
- ; SEMCAD X Version 14.6.10 (7331)

**Configuration/Left of EUT Facing Phantom- Middle 2/Area Scan (71x231x1):** Interpolated grid: dx=1.000 mm, dy=1.000 mm

Maximum value of SAR (interpolated) = 0.199 W/kg

**Configuration/Left of EUT Facing Phantom- Middle 2/Zoom Scan (5-6 GHz) (7x7x12) 2 2 (8x8x12)/Cube 0:**

Measurement grid: dx=4mm, dy=4mm, dz=2mm

Reference Value = 6.89 V/m; Power Drift = 0.03 dB

Peak SAR (extrapolated) = 0.291 W/kg

**SAR(1 g) = 0.052 W/kg; SAR(10 g) = 0.020 W/kg**

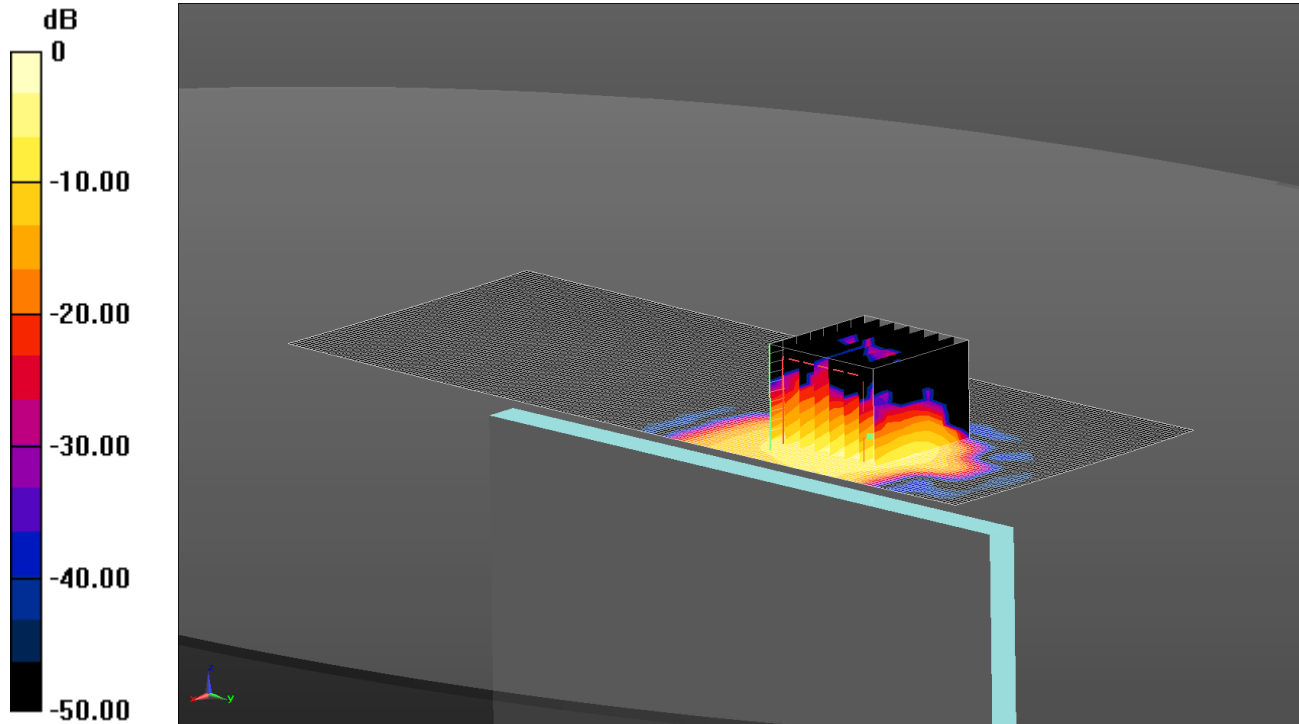
Maximum value of SAR (measured) = 0.145 W/kg

**Note: SAR level measured is very low as equivalent to noise floor.**

209: Bottom Of EUT Facing Phantom Wi-Fi 802.11n HT40 Antenna 1 13,5 Mbps SISO CH46

Date: 31/7/2014

DUT: A1600; Type: FCC ID: BCGA1600



0 dB = 1.36 W/kg = 1.34 dBW/kg

Communication System: UID 0, WLAN 802.11 (0); Frequency: 5230 MHz; Duty Cycle: 1:1

Medium: 5200/5500/5800 MHz MSL Medium parameters used (interpolated): f = 5230 MHz;  $\sigma = 5.3$  S/m;  $\epsilon_r = 49.578$ ;  $\rho = 1000$  kg/m<sup>3</sup>

Phantom section: Flat Section

DASY4 Configuration:

- Probe: EX3DV4 - SN3814; ConvF(4.44, 4.44, 4.44); Calibrated: 24/9/2013;
- Sensor-Surface: 4mm (Mechanical Surface Detection), Sensor-Surface: 2mm (Mechanical Surface Detection)
- Electronics: DAE4 Sn1438; Calibrated: 12/5/2014
- Phantom: ELI v5.0 (30deg probe tilt); Type: QDOVA002AA; Serial: TP:xxxx
- ; SEMCAD X Version 14.6.10 (7331)

**Configuration/Left of EUT Facing Phantom- Middle 2/Area Scan (71x181x1):** Interpolated grid: dx=1.000 mm, dy=1.000 mm

Maximum value of SAR (interpolated) = 1.24 W/kg

**Configuration/Left of EUT Facing Phantom- Middle 2/Zoom Scan (5-6 GHz) (7x7x12) 2 2 (8x8x12)/Cube 0:**

Measurement grid: dx=4mm, dy=4mm, dz=2mm

Reference Value = 13.64 V/m; Power Drift = 0.03 dB

Peak SAR (extrapolated) = 2.44 W/kg

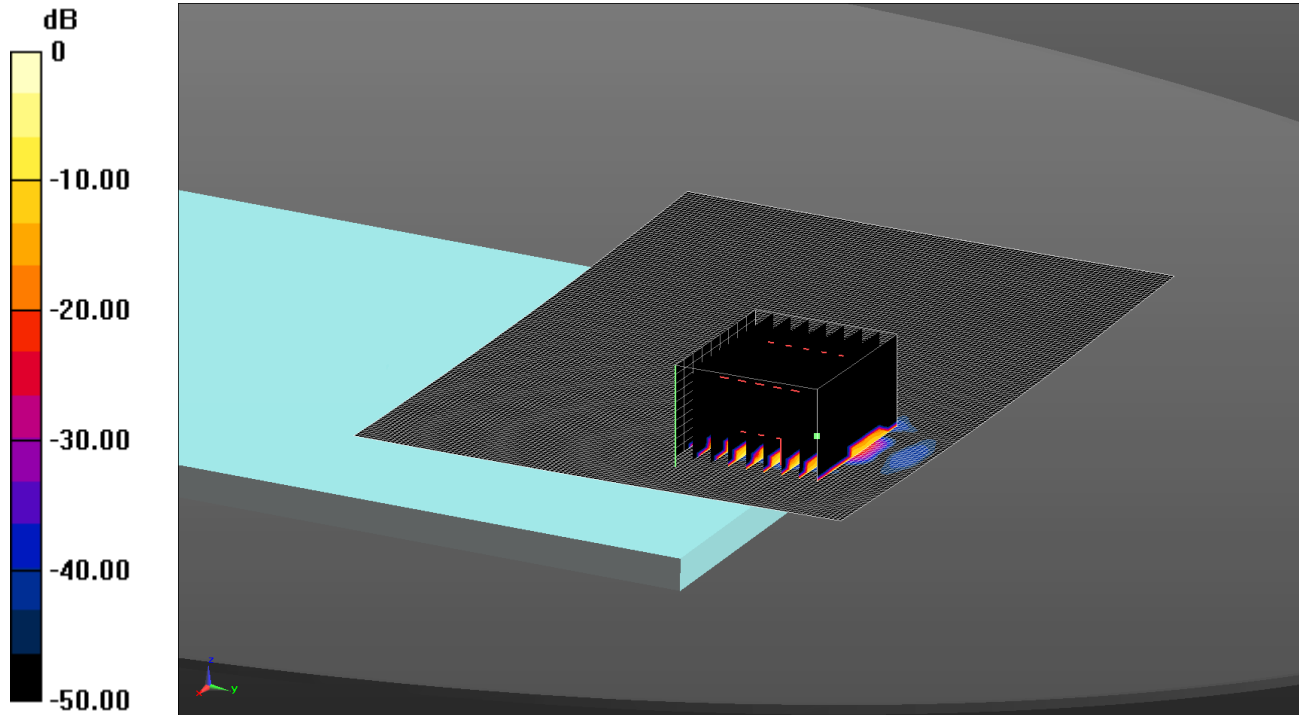
**SAR(1 g) = 0.691 W/kg; SAR(10 g) = 0.231 W/kg**

Maximum value of SAR (measured) = 1.36 W/kg

210: Back Of EUT Facing Phantom Wi-Fi 802.11n HT40 Antenna 2 13,5 Mbps SISO CH46

Date: 31/7/2014

DUT: A1600; Type: FCC ID: BCGA1600



0 dB = 0.0899 W/kg = -10.46 dBW/kg

Communication System: UID 0, WLAN 802.11 (0); Frequency: 5230 MHz; Duty Cycle: 1:1

Medium: 5200/5500/5800 MHz MSL Medium parameters used (interpolated):  $f = 5230$  MHz;  $\sigma = 5.3$  S/m;  $\epsilon_r = 49.578$ ;  $\rho = 1000$  kg/m<sup>3</sup>

Phantom section: Flat Section

DASY4 Configuration:

- Probe: EX3DV4 - SN3814; ConvF(4.44, 4.44, 4.44); Calibrated: 24/9/2013;
- Sensor-Surface: 4mm (Mechanical Surface Detection), Sensor-Surface: 2mm (Mechanical Surface Detection)
- Electronics: DAE4 Sn1438; Calibrated: 12/5/2014
- Phantom: ELI v5.0 (30deg probe tilt); Type: QDOVA002AA; Serial: TP:xxxx
- ; SEMCAD X Version 14.6.10 (7331)

**Configuration/Back of EUT Facing Phantom- Middle 2/Area Scan 3 (151x111x1):** Interpolated grid: dx=1.000 mm, dy=1.000 mm

Maximum value of SAR (interpolated) = 0.0701 W/kg

**Configuration/Back of EUT Facing Phantom- Middle 2/Zoom Scan (5-6 GHz) (7x7x12) 2 2 (10x9x12)/Cube 0:**

Measurement grid: dx=4mm, dy=4mm, dz=2mm

Reference Value = 2.155 V/m; Power Drift = 0.045 dB

Peak SAR (extrapolated) = 0.388 W/kg

**SAR(1 g) = 0.035 W/kg; SAR(10 g) = 0.015 W/kg**


Maximum value of SAR (measured) = 0.0899 W/kg

**Note: SAR level measured is very low as equivalent to noise floor.**

211: Right Of EUT Facing Phantom Wi-Fi 802.11n HT40 Antenna 2 13,5 Mbps SISO CH46

Date: 31/7/2014

DUT: A1600; Type: FCC ID: BCGA1600



0 dB = 0 W/kg = -999.00 dBW/kg

Communication System: UID 0, WLAN 802.11 (0); Frequency: 5230 MHz; Duty Cycle: 1:1

Medium: 5200/5500/5800 MHz MSL Medium parameters used (interpolated):  $f = 5230$  MHz;  $\sigma = 5.3$  S/m;  $\epsilon_r = 49.578$ ;  $\rho = 1000$  kg/m<sup>3</sup>

Phantom section: Flat Section

DASY4 Configuration:

- Probe: EX3DV4 - SN3814; ConvF(4.44, 4.44, 4.44); Calibrated: 24/9/2013;
- Sensor-Surface: 4mm (Mechanical Surface Detection)
- Electronics: DAE4 Sn1438; Calibrated: 12/5/2014
- Phantom: ELI v5.0 (30deg probe tilt); Type: QDOVA002AA; Serial: TP:xxxx
- ; SEMCAD X Version 14.6.10 (7331)

**Configuration/Right of EUT Facing Phantom- Middle 2/Area Scan 3 (121x111x1):** Interpolated grid: dx=1.000 mm, dy=1.000 mm

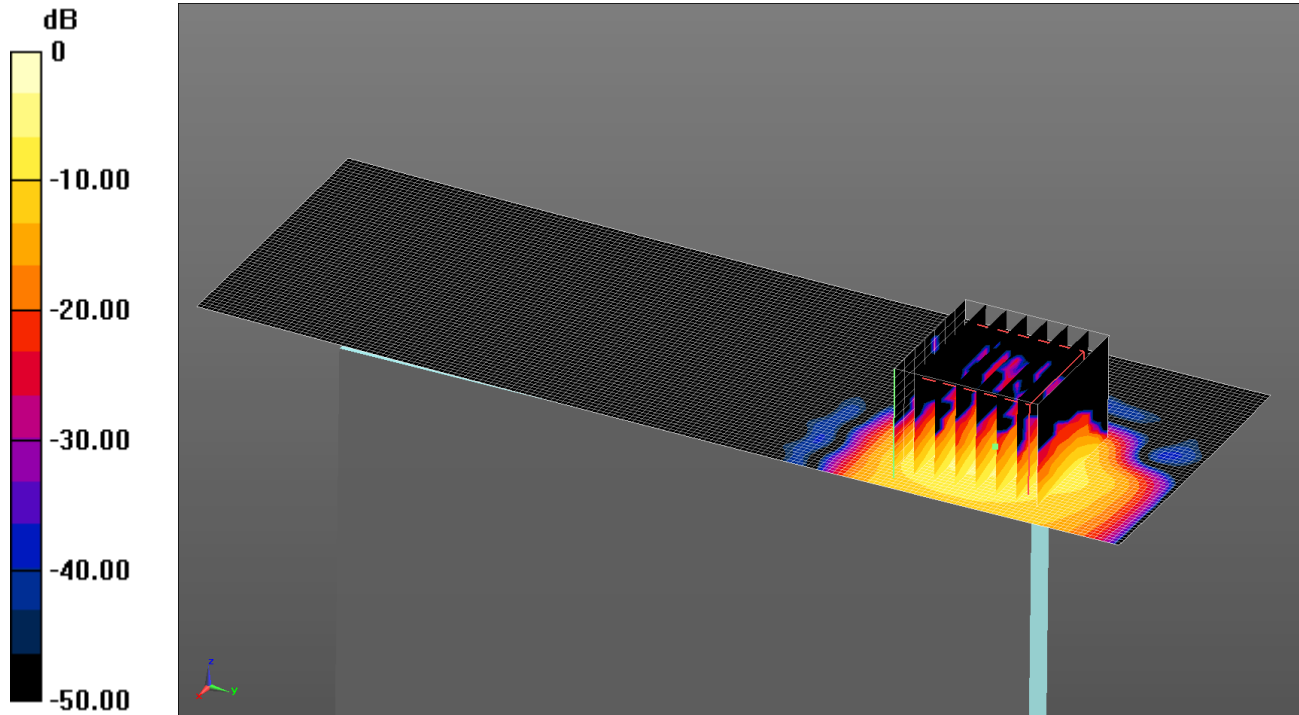
Maximum value of SAR (interpolated) = 0 W/kg

**Note:** SAR level measured is very low as equivalent to noise floor on Area Scan, hence the Zoom was not evaluated by DASY.

212: Bottom Of EUT Facing Phantom Wi-Fi 802.11n HT40 Antenna 2 13,5 Mbps SISO CH46

Date: 1/8/2014

DUT: A1600; Type: FCC ID: BCGA1600



0 dB = 1.07 W/kg = 0.29 dBW/kg

Communication System: UID 0, WLAN 802.11 (0); Frequency: 5230 MHz; Duty Cycle: 1:1

Medium: 5200/5500/5800 MHz MSL Medium parameters used (interpolated):  $f = 5230$  MHz;  $\sigma = 5.3$  S/m;  $\epsilon_r = 49.578$ ;  $\rho = 1000$  kg/m<sup>3</sup>

Phantom section: Flat Section

DASY4 Configuration:

- Probe: EX3DV4 - SN3814; ConvF(4.44, 4.44, 4.44); Calibrated: 24/9/2013;
- Sensor-Surface: 4mm (Mechanical Surface Detection), Sensor-Surface: 2mm (Mechanical Surface Detection)
- Electronics: DAE4 Sn1438; Calibrated: 12/5/2014
- Phantom: ELI v5.0 (30deg probe tilt); Type: QDOVA002AA; Serial: TP:xxxx
- ; SEMCAD X Version 14.6.10 (7331)

**Configuration/Bottom of EUT Facing Phantom- Middle 2 2 /Area Scan 3 (61x181x1):** Interpolated grid: dx=1.000 mm, dy=1.000 mm

Maximum value of SAR (interpolated) = 0.628 W/kg

**Configuration/Bottom of EUT Facing Phantom- Middle 2 2 /Zoom Scan (5-6 GHz) (7x7x12) 2 2 (8x8x12)/Cube 0:**

Measurement grid: dx=4mm, dy=4mm, dz=2mm

Reference Value = 7.466 V/m; Power Drift = 0.18 dB

Peak SAR (extrapolated) = 2.55 W/kg


**SAR(1 g) = 0.518 W/kg; SAR(10 g) = 0.154 W/kg**

Maximum value of SAR (measured) = 1.07 W/kg

213: Back Of EUT Facing Phantom Wi-Fi 802.11n HT40 Ant 1&2 13.5Mbps MIMO CH46

Date: 6/8/2014

DUT: A1600; Type: FCC ID: BCGA1600



0 dB = 0 W/kg = -999.00 dBW/kg

Communication System: UID 0, WLAN 802.11 (0); Frequency: 5230 MHz; Duty Cycle: 1:1

Medium: 5200/5500/5800 MHz MSL Medium parameters used (interpolated):  $f = 5230$  MHz;  $\sigma = 5.334$  S/m;  $\epsilon_r = 47.763$ ;  $\rho = 1000$  kg/m<sup>3</sup>

Phantom section: Flat Section

DASY4 Configuration:

- Probe: EX3DV4 - SN3814; ConvF(4.44, 4.44, 4.44); Calibrated: 24/9/2013;
- Sensor-Surface: 4mm (Mechanical Surface Detection)
- Electronics: DAE4 Sn1438; Calibrated: 12/5/2014
- Phantom: ELI v5.0 (30deg probe tilt); Type: QDOVA002AA; Serial: TP:xxxx
- ; SEMCAD X Version 14.6.10 (7331)

**Configuration/Back of EUT Facing Phantom/Area Scan 3 (151x111x1):** Interpolated grid: dx=1.000 mm, dy=1.000 mm

Maximum value of SAR (interpolated) = 0 W/kg


**Note:** SAR level measured is very low as equivalent to noise floor on Area Scan, hence the Zoom was not evaluated by DASY.



214: Right Hand Side Of EUT Facing Phantom Wi-Fi 802.11n HT40 Ant 1&2 13.5Mbps MIMO CH46

Date: 6/8/2014

DUT: A1600; Type: FCC ID: BCGA1600



0 dB = 0 W/kg = -999.00 dBW/kg

Communication System: UID 0, WLAN 802.11 (0); Frequency: 5230 MHz; Duty Cycle: 1:1

Medium: 5200/5500/5800 MHz MSL Medium parameters used (interpolated):  $f = 5230$  MHz;  $\sigma = 5.334$  S/m;  $\epsilon_r = 47.763$ ;  $\rho = 1000$  kg/m<sup>3</sup>

Phantom section: Flat Section

DASY4 Configuration:

- Probe: EX3DV4 - SN3814; ConvF(4.44, 4.44, 4.44); Calibrated: 24/9/2013;
- Sensor-Surface: 4mm (Mechanical Surface Detection)
- Electronics: DAE4 Sn1438; Calibrated: 12/5/2014
- Phantom: ELI v5.0 (30deg probe tilt); Type: QDOVA002AA; Serial: TP:xxxx
- ; SEMCAD X Version 14.6.10 (7331)

**Configuration/Right of EUT Facing Phantom- Middle 2/Area Scan 3 (91x111x1):** Interpolated grid: dx=1.000 mm, dy=1.000 mm

Maximum value of SAR (interpolated) = 0 W/kg

**Note: SAR level measured is very low as equivalent to noise floor on Area Scan, hence the Zoom was not evaluated by DASY.**