

Appendix 3. SAR Distribution Scans

This appendix contains SAR distribution scans which are not included in the total number of pages for this report.

Scan Reference Number	Title
001	Back of EUT Facing Phantom GPRS Middle CH190
002	Back of EUT Facing Phantom GPRS Low CH128
003	Back of EUT Facing Phantom GPRS High CH251
004	Top of EUT Facing Phantom GPRS Middle CH190
005	Top of EUT Facing Phantom GPRS Low CH128
006	Top of EUT Facing Phantom GPRS High CH251
007	Right of EUT Facing Phantom GPRS Middle CH190
008	Back of EUT Facing Phantom PCS1900 GPRS Middle CH661
009	Back of EUT Facing Phantom PCS1900 GPRS Middle CH512
010	Back of EUT Facing Phantom PCS1900 GPRS Middle CH810
011	Top of EUT Facing Phantom PCS1900 GPRS Middle CH661
012	Right Edge of EUT Facing Phantom PCS1900 GPRS Middle CH661
013	Back of EUT Facing Phantom WCDMA 2 CH9400
014	Back of EUT Facing Phantom WCDMA 2 CH9262
015	Back of EUT Facing Phantom WCDMA 2 CH9538
016	Top of EUT Facing Phantom WCDMA 2 CH9400
017	Top of EUT Facing Phantom WCDMA 2 CH9262
018	Top of EUT Facing Phantom WCDMA 2 CH9538
019	Right Edge of EUT Facing Phantom WCDMA 2 CH9400
020	Back of EUT Facing Phantom WCDMA 4 CH1312
021	Back of EUT Facing Phantom WCDMA 4 CH1412
022	Back of EUT Facing Phantom WCDMA 4 CH1513
023	Top of EUT Facing Phantom WCDMA 4 CH1312
024	Top of EUT Facing Phantom WCDMA 4 CH1412
025	Top of EUT Facing Phantom WCDMA 4 CH1513
026	Right Edge of EUT Facing Phantom WCDMA 4 CH1412
027	Back of EUT Facing Phantom WCDMA FDD 5 CH4183
028	Back of EUT Facing Phantom WCDMA FDD 5 CH4132
029	Back of EUT Facing Phantom WCDMA FDD 5 CH4233
030	Top of EUT Facing Phantom WCDMA FDD 5 CH4183
031	Top of EUT Facing Phantom WCDMA FDD 5 CH4132
032	Top of EUT Facing Phantom WCDMA FDD 5 CH4233
033	Right Side of EUT Facing Phantom WCDMA FDD 5 CH4183

Scan Reference Number	Title
034	Back of EUT Facing Phantom CDMA BC0 RC3 S032 CH384
035	Back of EUT Facing Phantom CDMA BC0 RC3 S032 CH1013
036	Back of EUT Facing Phantom CDMA BC0 RC3 S032 CH777
037	Top of EUT Facing Phantom CDMA BC 0 RC3 S032 CH384
038	Top of EUT Facing Phantom CDMA BC 0 RC3 S032 CH1013
039	Top of EUT Facing Phantom CDMA BC 0 RC3 S032 CH777
040	Right of EUT Facing Phantom CDMA BC 0 RC3 S032 CH384
041	Back of EUT Facing Phantom CDMA BC0 EVDO Rel0 CH384
042	Back of EUT Facing Phantom CDMA BC0 EVDO Rel0 CH1013
043	Back of EUT Facing Phantom CDMA BC0 EVDO Rel0 CH777
044	Top of EUT Facing Phantom CDMA BC0 EVDO Rel0 CH384
045	Top of EUT Facing Phantom CDMA BC0 EVDO Rel0 CH1013
046	Top of EUT Facing Phantom CDMA BC0 EVDO Rel0 CH777
047	Right of EUT Facing Phantom CDMA BC0 EVDO Rel0 CH384
048	Back of EUT Facing Phantom CDMA BC0 EVDO RelB Two Carrier Mini CH384+425
049	Back of EUT Facing Phantom CDMA BC0 EVDO RelB Two Carrier Mini CH1013+31
050	Back of EUT Facing Phantom CDMA BC0 EVDO RelB Two Carrier Mini CH736+777
051	Top of EUT Facing Phantom CDMA BC0 EVDO RelB Two Carrier Mini CH384+425
052	Top of EUT Facing Phantom CDMA BC0 EVDO RelB Two Carrier Mini CH1013+31
053	Top of EUT Facing Phantom CDMA BC0 EVDO RelB Two Carrier Mini CH736+777
054	Right Side of EUT Facing Phantom CDMA BC0 EVDO RelB Two Carrier Mini CH384+425
055	Back of EUT Facing Phantom CDMA BC0 EVDO RelB Three Carrier Mini CH384+425+466
056	Back of EUT Facing Phantom CDMA BC0 EVDO RelB Three Carrier Mini CH1013+31+72
057	Back of EUT Facing Phantom CDMA BC0 EVDO RelB Three Carrier Mini CH695+736+777
058	Top of EUT Facing Phantom CDMA BC0 EVDO RelB Three Carrier Mini CH384+425+466
059	Top of EUT Facing Phantom CDMA BC0 EVDO RelB Three Carrier Mini CH1013+31+72
060	Top of EUT Facing Phantom CDMA BC0 EVDO RelB Three Carrier Mini CH695+736+777
061	Right Side of EUT Facing Phantom CDMA BC0 EVDO RelB Three Carrier Mini CH384+425+466

Scan Reference Number	Title
062	Back of EUT Facing Phantom CDMA BC 1 RC3 S032 CH600
063	Back of EUT Facing Phantom CDMA BC 1 RC3 S032 Low CH25
064	Back of EUT Facing Phantom CDMA BC 1 RC3 S032 High CH1175
065	Top of EUT Facing Phantom CDMA BC 1 RC3 S032 High CH600
066	Top of EUT Facing Phantom CDMA BC 1 RC3 S032 High CH25
067	Top of EUT Facing Phantom CDMA BC 1 RC3 S032 High CH1175
068	Right of EUT Facing Phantom CDMA BC1 RC3 S032 High CH600
069	Back of EUT Facing Phantom CDMA BC 1 1xEVDo Rel 0 Middle CH600
070	Back of EUT Facing Phantom CDMA BC 1 1xEVDo Rel 0 Middle CH25
071	Back of EUT Facing Phantom CDMA BC 1 1xEVDo Rel 0 Middle CH1175
072	Top of EUT Facing Phantom CDMA BC 1 1xEVDo Rel 0 Middle CH600
073	Right of EUT Facing Phantom CDMA BC 1 1xEVDo Rel 0 Middle CH600
074	Back of EUT Facing Phantom CDMA BC 10 RC3 S032 CH580
075	Back of EUT Facing Phantom CDMA BC 10 RC3 S032 CH476
076	Back of EUT Facing Phantom CDMA BC 10 RC3 S032 CH684
077	Top of EUT Facing Phantom CDMA BC 10 RC3 S032 CH580
078	Top of EUT Facing Phantom CDMA BC 10 RC3 S032 CH476
079	Top of EUT Facing Phantom CDMA BC 10 RC3 S032 CH684
080	Right Hand Side of EUT Facing Phantom CDMA BC 10 RC3 S032 CH580
081	Back of EUT Facing Phantom CDMA BC10 EVDO Rel0 CH580
082	Back of EUT Facing Phantom CDMA BC10 EVDO Rel0 CH476
083	Back of EUT Facing Phantom CDMA BC10 EVDO Rel0 CH684
084	Top of EUT Facing Phantom CDMA BC10 EVDO Rel0 CH580
085	Top of EUT Facing Phantom CDMA BC10 EVDO Rel0 CH476
086	Top of EUT Facing Phantom CDMA BC10 EVDO Rel0 CH684
087	Right of EUT Facing Phantom CDMA BC10 EVDO Rel0 CH580
088	Back of EUT Facing Phantom CDMA BC15 RC3 S032 CH875
089	Back of EUT Facing Phantom CDMA BC15 RC3 S032 CH450
090	Back of EUT Facing Phantom CDMA BC15 RC3 S032 CH25
091	Top of EUT Facing Phantom CDMA BC15 RC3 S032 CH875
092	Right Side of EUT Facing Phantom CDMA BC15 RC3 S032 CH875
093	Back of EUT Facing Phantom CDMA BC 15 1xEVDo Rel 0 Middle CH450

Scan Reference Number	Title
094	Top of EUT Facing Phantom CDMA BC 15 1xEVDo Rel 0 Middle CH450
095	Right of EUT Facing Phantom CDMA BC 15 1xEVDo Rel 0 Middle CH450
096	Back of EUT Facing Phantom LTE Band 2 1 RB Mid CH18700
097	Back of EUT Facing Phantom LTE Band 2 1 RB Mid CH18900
098	Back of EUT Facing Phantom LTE Band 2 1 RB Mid CH19100
099	Back of EUT Facing Phantom LTE Band 2 50% RB Mid CH18700
100	Back of EUT Facing Phantom LTE Band 2 50% RB Mid CH18900
101	Back of EUT Facing Phantom LTE Band 2 50% RB Mid CH19100
102	Back of EUT Facing Phantom LTE Band 2 100% RB Low CH18700
103	Top of EUT Facing Phantom LTE Band 2 1 RB Mid CH18700
104	Top of EUT Facing Phantom LTE Band 2 1 RB Mid CH18900
105	Top of EUT Facing Phantom LTE Band 2 1 RB Mid CH19100
106	Top of EUT Facing Phantom LTE Band 2 50RB Mid CH18700
107	Top of EUT Facing Phantom LTE Band 2 50RB Mid CH18900
108	Top of EUT Facing Phantom LTE Band 2 50RB Mid CH19100
109	Top of EUT Facing Phantom LTE Band 2 100% RB Low CH18700
110	Right of EUT Facing Phantom LTE Band 2 1 RB Mid CH18700
111	Right of EUT Facing Phantom LTE Band 2 50% RB Mid CH18700
112	Back of EUT Facing Phantom LTE 4 1RB Mid CH20050
113	Back of EUT Facing Phantom LTE 4 1RB Mid CH20175
114	Back of EUT Facing Phantom LTE 4 1RB Mid CH20300
115	Back of EUT Facing Phantom LTE 4 50%RB Mid CH20050
116	Back of EUT Facing Phantom LTE 4 50%RB Mid CH20175
117	Back of EUT Facing Phantom LTE 4 50%RB Mid CH20300
118	Back of EUT Facing Phantom LTE 4 100%RB Mid CH20050
119	Top of EUT Facing Phantom LTE 4 1RB Mid CH20050
120	Top of EUT Facing Phantom LTE 4 50%RB Mid CH20050
121	Right of EUT Facing Phantom LTE 4 1RB Mid CH20050
122	Right of EUT Facing Phantom LTE 4 50%RB Mid CH20050
123	Back of EUT Facing Phantom LTE 5 1RB High CH20525
124	Back of EUT Facing Phantom LTE 5 1RB High CH20450
125	Back of EUT Facing Phantom LTE 5 1RB High CH20600
126	Back of EUT Facing Phantom LTE 5 50%RB High CH20525

Scan Reference Number	Title
127	Back of EUT Facing Phantom LTE 5 50%RB High CH20450
128	Back of EUT Facing Phantom LTE 5 50%RB High CH20600
129	Back of EUT Facing Phantom LTE 5 100%RB High CH20525
130	Top of EUT Facing Phantom LTE 5 1RB High CH20525
131	Top of EUT Facing Phantom LTE 5 1RB High CH20450
132	Top of EUT Facing Phantom LTE 5 1RB High CH20600
133	Top of EUT Facing Phantom LTE 5 50%RB High CH20525
134	Top of EUT Facing Phantom LTE 5 50%RB High CH20450
135	Top of EUT Facing Phantom LTE 5 50%RB High CH20600
136	Top of EUT Facing Phantom LTE 5 100%RB High CH20525
137	Right of EUT Facing Phantom LTE 5 1RB High CH20525
138	Right of EUT Facing Phantom LTE 5 50%RB High CH20525
139	Back of EUT Facing Phantom LTE 13 1RB Low CH23230
140	Back of EUT Facing Phantom LTE 13 50%RB Middle CH23230
141	Back of EUT Facing Phantom LTE 13 100%RB CH23230
142	Top of EUT Facing Phantom LTE 13 1RB Low CH23230
143	Top of EUT Facing Phantom LTE 13 50%RB Middle CH23230
144	Right Hand Side of EUT Facing Phantom LTE 13 1RB Low CH23230
145	Right Hand Side of EUT Facing Phantom LTE 13 50%RB Mid CH23230
146	Back of EUT Facing Phantom LTE 17 1RB Low CH23790
147	Back of EUT Facing Phantom LTE 17 1RB Middle CH23780
148	Back of EUT Facing Phantom LTE 17 1RB Low CH23800
149	Back of EUT Facing Phantom LTE 17 50%RB Low CH23790
150	Back of EUT Facing Phantom LTE 17 50%RB Low CH23780
151	Back of EUT Facing Phantom LTE 17 50%RB Low CH23800
152	Back of EUT Facing Phantom LTE 17 100%RB CH23800
153	Top of EUT Facing Phantom LTE 17 1RB Low CH23790
154	Top of EUT Facing Phantom LTE 17 50%RB Low CH23790
155	Right Side of EUT Facing Phantom LTE 17 1RB Low CH23790
156	Right Side of EUT Facing Phantom LTE 17 50%RB Low CH23790
157	Back of EUT Facing Phantom LTE Band 25 1RB Low CH26365
158	Back of EUT Facing Phantom LTE Band 25 1RB Low CH26140
159	Back of EUT Facing Phantom LTE Band 25 1RB Low CH26590
160	Back of EUT Facing Phantom LTE Band 25 50% RB Middle CH26365
161	Back of EUT Facing Phantom LTE Band 25 50% RB Middle CH26140

Scan Reference Number	Title
162	Back of EUT Facing Phantom LTE Band 25 50% RB Middle CH26590
163	Back of EUT Facing Phantom LTE Band 25 100% RB Middle CH26365
164	Top of EUT Facing Phantom LTE Band 25 1RB Low CH26265
165	Top of EUT Facing Phantom LTE Band 25 50% RB Middle CH26365
166	Top of EUT Facing Phantom LTE Band 25 50% RB Middle CH26140
167	Top of EUT Facing Phantom LTE Band 25 50% RB Middle CH26590
168	Top of EUT Facing Phantom LTE Band 25 100% RB Middle CH26365
169	Right of EUT Facing Phantom LTE Band 25 1RB Low CH26365
170	Right of EUT Facing Phantom LTE Band 25 50% RB Middle CH26365
171	Back of EUT Facing Phantom LTE 26 1RB Mid CH26965
172	Back of EUT Facing Phantom LTE 26 50%RB Mid CH26965
173	Back of EUT Facing Phantom LTE 26 50%RB Mid CH26765
174	Top of EUT Facing Phantom LTE 26 1RB Mid CH26965
175	Top of EUT Facing Phantom LTE 26 50%RB Mid CH26965
176	Top of EUT Facing Phantom LTE 26 100%RB Mid CH26965
177	Right of EUT Facing Phantom LTE 26 1RB Mid CH26965
178	Right of EUT Facing Phantom LTE 26 50%RB Mid CH26965
179	Back Of EUT Facing Phantom Wi-Fi 802.11b 1Mbps Antenna 1 CH6
180	Left Of EUT Facing Phantom Wi-Fi 802.11b 1Mbps Antenna 1 CH6
181	Bottom Of EUT Facing Phantom Wi-Fi 802.11b 1Mbps Antenna 1 CH6
182	Back Of EUT Facing Phantom Wi-Fi 802.11n 6.5Mbps Antenna 1 CH6
183	Left of EUT Facing Phantom Wi-Fi 802.11n 6.5Mbps Antenna 1 CH6
184	Bottom of EUT Facing Phantom Wi-Fi 802.11n 6.5Mbps Antenna 1 CH6
185	Bottom of EUT Facing Phantom Wi-Fi 802.11n 6.5Mbps Antenna 1 CH1
186	Bottom of EUT Facing Phantom Wi-Fi 802.11n 6.5Mbps Antenna 1 CH11
187	Back Of EUT Facing Phantom Wi-Fi 802.11n 6.5Mbps Antenna 1+2 (MIMO) CH6
188	Right Hand Side of EUT Facing Phantom Wi-Fi 802.11n 6.5Mbps Antenna 1+2 (MIMO) CH6
189	Left Hand Side of EUT Facing Phantom Wi-Fi 802.11n 6.5Mbps Antenna 1+2 (MIMO) CH6
190	Bottom of EUT Facing Phantom Wi-Fi 802.11n 6.5Mbps Antenna 1+2 (MIMO) CH6
191	Bottom of EUT Facing Phantom Wi-Fi 802.11n 6.5Mbps Antenna 1+2 (MIMO) CH1
192	Bottom of EUT Facing Phantom Wi-Fi 802.11n 6.5Mbps Antenna 1+2 (MIMO) CH11
193	Bottom of EUT Facing Phantom Wi-Fi 802.11n 6.5Mbps Antenna 1 CH6 Variant 2
194	Back Of EUT Facing Phantom Wi-Fi 802.11a 6Mbps Antenna 2 SISO CH48
195	Right Hand Side Of EUT Facing Phantom Wi-Fi 802.11a 6Mbps Antenna 2 SISO CH48
196	Bottom Of EUT Facing Phantom Wi-Fi 802.11a 6Mbps Antenna 2 SISO CH48

Scan Reference Number	Title
197	Back Of EUT Facing Phantom Wi-Fi 802.11n HT20 Antenna 1 6Mbps SISO CH48
198	Left Hand Side Of EUT Facing Phantom Wi-Fi 802.11n HT20 Antenna 1 6Mbps SISO CH48
199	Bottom Of EUT Facing Phantom Wi-Fi 802.11n HT20 Antenna 1 6Mbps SISO CH48
200	Back Of EUT Facing Phantom Wi-Fi 802.11n HT20 Antenna 2 6Mbps SISO CH48
201	Right Hand Side Of EUT Facing Phantom Wi-Fi 802.11n HT20 Antenna 2 6Mbps SISO CH48
202	Bottom Of EUT Facing Phantom Wi-Fi 802.11n HT20 Antenna 2 6Mbps SISO CH48
203	Back Of EUT Facing Phantom Wi-Fi 802.11n HT20 Ant 1&2 6Mbps MIMO CH48
204	Right Hand Side Of EUT Facing Phantom Wi-Fi 802.11n HT20 Ant 1&2 6Mbps MIMO CH48
205	Left Hand Side Of EUT Facing Phantom Wi-Fi 802.11n HT20 Ant 1&2 6Mbps MIMO CH48
206	Bottom Of EUT Facing Phantom Wi-Fi 802.11n HT20 Ant 1&2 6Mbps MIMO CH48
207	Back Of EUT Facing Phantom Wi-Fi 802.11n HT40 Antenna 1 13,5 Mbps SISO CH46
208	Left Hand Side Of EUT Facing Phantom Wi-Fi HT40 802.11n Antenna 1 13,5 Mbps SISO CH46
209	Bottom Of EUT Facing Phantom Wi-Fi 802.11n HT40 Antenna 1 13,5 Mbps SISO CH46
210	Back Of EUT Facing Phantom Wi-Fi 802.11n HT40 Antenna 2 13,5 Mbps SISO CH46
211	Right Of EUT Facing Phantom Wi-Fi 802.11n HT40 Antenna 2 13,5 Mbps SISO CH46
212	Bottom Of EUT Facing Phantom Wi-Fi 802.11n HT40 Antenna 2 13,5 Mbps SISO CH46
213	Back Of EUT Facing Phantom Wi-Fi 802.11n HT40 Ant 1&2 13.5Mbps MIMO CH46
214	Right Hand Side Of EUT Facing Phantom Wi-Fi 802.11n HT40 Ant 1&2 13.5Mbps MIMO CH46
215	Left Hand Side Of EUT Facing Phantom Wi-Fi 802.11n HT40 Ant 1&2 13.5Mbps MIMO CH46
216	Bottom Of EUT Facing Phantom Wi-Fi 802.11n HT40 Ant 1&2 13.5Mbps MIMO CH46
217	Bottom Of EUT Facing Phantom Wi-Fi 802.11n HT40 Antenna 1 13,5 Mbps SISO CH46 Variant 2
218	Back Of EUT Facing Phantom Wi-Fi 802.11a 6Mbps Antenna 2 SISO CH52
219	Right Hand Side Of EUT Facing Phantom Wi-Fi 802.11a 6Mbps Antenna 2 SISO CH52
220	Bottom Of EUT Facing Phantom Wi-Fi 802.11a 6Mbps Antenna 2 SISO CH52
221	Back Of EUT Facing Phantom Wi-Fi 802.11n HT20 Ant 1 6Mbps SISO CH60
222	Left Hand Side Of EUT Facing Phantom Wi-Fi 802.11n HT20 Ant 1 6Mbps SISO CH60
223	Bottom Of EUT Facing Phantom Wi-Fi 802.11n HT20 Ant 1 6Mbps SISO CH60
224	Back Of EUT Facing Phantom Wi-Fi 802.11n HT20 Ant 2 6Mbps SISO CH60
225	Right Side Of EUT Facing Phantom Wi-Fi 802.11n HT20 Ant 2 6Mbps SISO CH60
226	Bottom Of EUT Facing Phantom Wi-Fi 802.11n HT20 Ant 2 6Mbps SISO CH60
227	Back Of EUT Facing Phantom Wi-Fi 802.11n HT20 Ant 1&2 6Mbps MIMO CH60
228	Right Side Of EUT Facing Phantom Wi-Fi 802.11n HT20 Ant 1&2 6Mbps MIMO CH60

Scan Reference Number	Title
229	Left Hand Side Of EUT Facing Phantom Wi-Fi 802.11n HT20 Ant 1&2 6Mbps MIMO CH60
230	Bottom Of EUT Facing Phantom Wi-Fi 802.11n HT20 Ant 1&2 6Mbps MIMO CH60
231	Back Of EUT Facing Phantom Wi-Fi 802.11n HT40 Ant 1 13.5Mbps SISO CH54
232	Left Hand Side Of EUT Facing Phantom Wi-Fi 802.11n HT40 Ant 1 13.5Mbps SISO CH54
233	Bottom Of EUT Facing Phantom Wi-Fi 802.11n HT40 Ant 1 13.5Mbps SISO CH54
234	Back Of EUT Facing Phantom Wi-Fi 802.11n HT40 Ant 2 13.5Mbps SISO CH54
235	Right Hand Side Of EUT Facing Phantom Wi-Fi 802.11n HT40 Ant 2 13.5Mbps SISO CH54
236	Bottom Of EUT Facing Phantom Wi-Fi 802.11n HT40 Ant 2 13.5Mbps SISO CH54
237	Back Of EUT Facing Phantom Wi-Fi 802.11n HT40 Ant 1&2 13.5Mbps MIMO CH54
238	Right Hand Side Of EUT Facing Phantom Wi-Fi 802.11n HT40 Ant 1&2 13.5Mbps MIMO CH54
239	Left Hand Side Of EUT Facing Phantom Wi-Fi 802.11n HT40 Ant 1&2 13.5Mbps MIMO CH54
240	Bottom Of EUT Facing Phantom Wi-Fi 802.11n HT40 Ant 1&2 13.5Mbps MIMO CH54
241	Bottom Of EUT Facing Phantom Wi-Fi 802.11n HT40 Ant 1 13.5Mbps SISO CH54 Variant 2
242	Back Of EUT Facing Phantom Wi-Fi 802.11a 6Mbps Antenna 2 SISO CH116
243	Right Hand Side Of EUT Facing Phantom Wi-Fi 802.11a 6Mbps Antenna 2 SISO CH116
244	Bottom Of EUT Facing Phantom Wi-Fi 802.11a 6Mbps Ant2 SISO CH116
245	Bottom Of EUT Facing Phantom Wi-Fi 802.11a 6Mbps Ant2 SISO CH100
246	Bottom Of EUT Facing Phantom Wi-Fi 802.11a 6Mbps Ant2 SISO CH140
247	Back Of EUT Facing Phantom Wi-Fi 802.11n HT20 Ant 1 6.5Mbps SISO CH116
248	Left Hand Side Of EUT Facing Phantom Wi-Fi 802.11n HT20 Ant 1 6.5Mbps SISO CH116
249	Bottom Of EUT Facing Phantom Wi-Fi 802.11n HT20 Ant 1 6.5Mbps SISO CH116
250	Bottom Of EUT Facing Phantom Wi-Fi 802.11n HT20 Ant 1 6.5Mbps SISO CH100
251	Bottom Of EUT Facing Phantom Wi-Fi 802.11n HT20 Ant 1 6.5Mbps SISO CH140
252	Back Of EUT Facing Phantom Wi-Fi 802.11n HT20 Ant 2 6.5Mbps SISO CH116
253	Right Hand Side Of EUT Facing Phantom Wi-Fi 802.11n HT20 Ant 2 6.5Mbps SISO CH116
254	Bottom Of EUT Facing Phantom Wi-Fi 802.11n HT20 Ant 2 6.5Mbps SISO CH116
255	Bottom Of EUT Facing Phantom Wi-Fi 802.11n HT20 Ant 2 6.5Mbps SISO CH100
256	Bottom Of EUT Facing Phantom Wi-Fi 802.11n HT20 Ant 2 6.5Mbps SISO CH140
257	Back Of EUT Facing Phantom Wi-Fi 802.11n HT20 Ant 1&2 6Mbps MIMO CH116
258	Right Hand Side Of EUT Facing Phantom Wi-Fi 802.11n HT20 Ant 1&2 6Mbps MIMO CH116
259	Left Hand Side Of EUT Facing Phantom Wi-Fi 802.11n HT20 Ant 1&2 6Mbps MIMO CH116
260	Bottom Of EUT Facing Phantom Wi-Fi 802.11n HT20 Ant 1&2 6Mbps MIMO CH116

Scan Reference Number	Title
261	Bottom Of EUT Facing Phantom Wi-Fi 802.11n HT20 Ant 1&2 6Mbps MIMO CH100
262	Bottom Of EUT Facing Phantom Wi-Fi 802.11n HT20 Ant 1&2 6Mbps MIMO CH140
263	Back Of EUT Facing Phantom Wi-Fi 802.11n HT40 Ant 1 13.5Mbps SISO CH134
264	Left Hand Side Of EUT Facing Phantom Wi-Fi 802.11n HT40 Ant 1 13.5Mbps SISO CH134
265	Bottom Of EUT Facing Phantom Wi-Fi 802.11n HT40 Ant 1 13.5Mbps SISO CH134
266	Bottom Of EUT Facing Phantom Wi-Fi 802.11n HT40 Ant 1 13.5Mbps SISO CH102
267	Bottom Of EUT Facing Phantom Wi-Fi 802.11n HT40 Ant 1 13.5Mbps SISO CH110
268	Back Of EUT Facing Phantom Wi-Fi 802.11n HT40 Ant 2 13.5Mbps SISO CH134
269	Right Hand Side Of EUT Facing Phantom Wi-Fi 802.11n HT40 Ant 2 13.5Mbps SISO CH134
270	Bottom Of EUT Facing Phantom Wi-Fi 802.11n HT40 Ant 2 13.5Mbps SISO CH134
271	Bottom Of EUT Facing Phantom Wi-Fi 802.11n HT40 Ant 2 13.5Mbps SISO CH102
272	Bottom Of EUT Facing Phantom Wi-Fi 802.11n HT40 Ant 2 13.5Mbps SISO CH110
273	Back Of EUT Facing Phantom Wi-Fi 802.11n HT40 Ant1& 2 13.5Mbps MIMO CH134
274	Right Hand Side Of EUT Facing Phantom Wi-Fi 802.11n HT40 Ant 1&2 13.5Mbps MIMO CH134
275	Left Hand Side Of EUT Facing Phantom Wi-Fi 802.11n HT40 Ant 1&2 13.5Mbps MIMO CH134
276	Bottom Of EUT Facing Phantom Wi-Fi 802.11n HT40 Ant 1&2 13.5Mbps MIMO CH134
277	Bottom Of EUT Facing Phantom Wi-Fi 802.11n HT40 Ant 1&2 13.5Mbps MIMO CH110
278	Bottom Of EUT Facing Phantom Wi-Fi 802.11n HT40 Ant 1&2 13.5Mbps MIMO CH134
279	Bottom Of EUT Facing Phantom Wi-Fi 802.11a 6Mbps Ant2 SISO CH116 Variant 2
280	Back Of EUT Facing Phantom Wi-Fi 802.11a 6Mbps SISO Ant 2 CH165
281	Right Hand Side Of EUT Facing Phantom Wi-Fi 802.11a 6Mbps Ant2 SISO CH165
282	Bottom Of EUT Facing Phantom Wi-Fi 802.11a 6Mbps Ant2 SISO CH165
283	Bottom Of EUT Facing Phantom Wi-Fi 802.11a 6Mbps Ant2 SISO CH157
284	Bottom Of EUT Facing Phantom Wi-Fi 802.11a 6Mbps Ant2 SISO CH149
285	Back Of EUT Facing Phantom Wi-Fi 802.11n 6.5Mbps SISO Ant 1 CH165
286	Left Hand Side Of EUT Facing Phantom Wi-Fi 802.11n 6.5Mbps SISO Ant 1 CH165
287	Bottom Of EUT Facing Phantom Wi-Fi 802.11n 6.5Mbps SISO Ant 1 CH165
288	Back Of EUT Facing Phantom Wi-Fi 802.11n HT20 6.5Mbps SISO Ant 2 CH157
289	Right Hand Side Of EUT Facing Phantom Wi-Fi 802.11n HT20 6.5Mbps SISO Ant 2 CH157
290	Bottom Of EUT Facing Phantom Wi-Fi 802.11n HT20 6.5Mbps SISO Ant 2 CH157
291	Bottom Of EUT Facing Phantom Wi-Fi 802.11n HT20 6.5Mbps SISO Ant 2 CH149
292	Bottom Of EUT Facing Phantom Wi-Fi 802.11n HT20 6.5Mbps SISO Ant 2 CH165
293	Back Of EUT Facing Phantom Wi-Fi 802.11n 6.5Mbps MIMO Ant 1+2 CH165

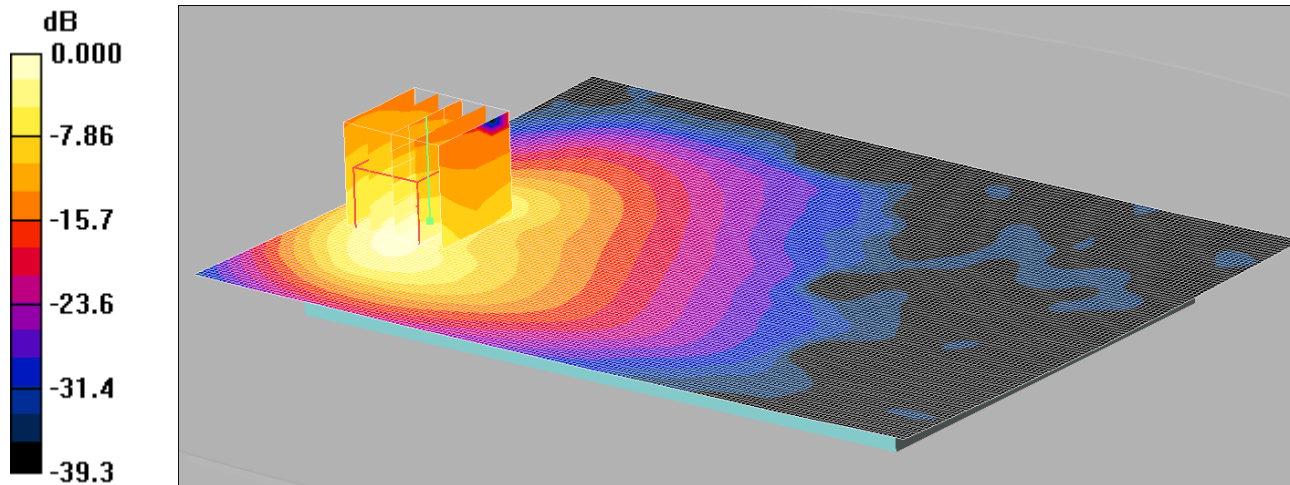
Scan Reference Number	Title
294	Right hand side Of EUT Facing Phantom Wi-Fi 802.11n 6.5Mbps MIMO Ant 1+2 CH165
295	Left hand side Of EUT Facing Phantom Wi-Fi 802.11n 6.5Mbps MIMO Ant 1+2 CH165
296	Bottom Of EUT Facing Phantom Wi-Fi 802.11n HT20 6.5Mbps MIMO Ant 1+2 CH165
297	Bottom Of EUT Facing Phantom Wi-Fi 802.11n HT20 6.5Mbps MIMO Ant 1+2 CH149
298	Bottom Of EUT Facing Phantom Wi-Fi 802.11n HT20 6.5Mbps MIMO Ant 1+2 CH157
299	Back Of EUT Facing Phantom Wi-Fi 802.11n HT40 13.5Mbps SISO Ant 1 CH159
300	Left Hand Side Of EUT Facing Phantom Wi-Fi 802.11n HT40 13.5Mbps SISO Ant 1 CH159
301	Bottom Of EUT Facing Phantom Wi-Fi 802.11n HT40 13.5Mbps SISO Ant 1 CH159
302	Back Of EUT Facing Phantom Wi-Fi 802.11n HT40 13.5Mbps SISO Ant 2 CH159
303	Right Hand Side Of EUT Facing Phantom Wi-Fi 802.11n HT40 13.5Mbps SISO Ant 2 CH159
304	Bottom Of EUT Facing Phantom Wi-Fi 802.11n HT40 13.5Mbps SISO Ant 2 CH159
305	Back Of EUT Facing Phantom Wi-Fi 802.11n HT40 13.5Mbps MIMO Ant 1+2 CH159
306	Right hand side Of EUT Facing Phantom Wi-Fi 802.11n HT40 13.5Mbps MIMO Ant 1+2 CH159
307	Left hand side Of EUT Facing Phantom Wi-Fi 802.11n HT40 13.5Mbps MIMO Ant 1+2 CH159
308	Bottom Of EUT Facing Phantom Wi-Fi 802.11n HT40 13.5Mbps MIMO Ant 1+2 CH159
309	Bottom Of EUT Facing Phantom Wi-Fi 802.11n HT20 6.5Mbps MIMO Ant 1+2 CH165 Variant 2
310	Back of EUT Facing Phantom BT BR Middle CH39
311	Left of EUT Facing Phantom BT BR Middle CH39
312	Bottom of EUT Facing Phantom BT BR Middle CH39
313	Bottom of EUT Facing Phantom BT BR Low CH0
314	Bottom of EUT Facing Phantom BT BR High CH78
315	Bottom of EUT Facing Phantom BT BR Middle CH39 Variant 2
316	System Performance Check 750MHz Body 24 07 14
317	System Performance Check 900MHz Body 17 07 14
318	System Performance Check 900MHz Body 21 07 14
319	System Performance Check 900MHz Body 24 07 14
320	System Performance Check 900MHz Body 28 07 14
321	System Performance Check 900MHz Body 31 07 14
322	System Performance Check 900MHz Body 04 08 14
323	System Performance Check 900MHz Body 06 08 14
324	System Performance Check 1800MHz Body 28 07 14
325	System Performance Check 1800MHz Body 28 07 14

Scan Reference Number	Title
326	System Performance Check 1800MHz Body 05 08 14
327	System Performance Check 1900MHz Body 17 07 14
328	System Performance Check 1900MHz Body 21 07 14
329	System Performance Check 1900MHz Body 24 07 14
330	System Performance Check 1900MHz Body 28 07 14
331	System Performance Check 1900 MHz Body 04 08 14
332	System Performance Check 2450MHz Body 21 07 14
333	System Performance Check 2450MHz Body 06 08 14
334	System Performance Check 2450MHz Body 04 09 14
335	System Performance Check 5200 MHz Body 29 07 14
336	System Performance Check 5200 MHz Body 04 08 14
337	System Performance Check 5200 MHz Body 01 09 14
338	System Performance Check 5500 MHz Body 29 07 14
339	System Performance Check 5500 MHz Body 04 08 14
340	System Performance Check 5500 MHz Body 11 08 14
341	System Performance Check 5500 MHz Body 14 08 14
342	System Performance Check 5500 MHz Body 01 09 14
343	System Performance Check 5800 MHz Body 30 07 14
344	System Performance Check 5800 MHz Body 04 08 14
345	System Performance Check 5800 MHz Body 07 08 14
346	System Performance Check 5800 MHz Body 01 09 14

001: Back of EUT Facing Phantom GPRS Middle CH190

Date: 17/07/2014

DUT: A1600; Type: FCC ID: BCGA1600



0 dB = 1.08mW/g

Communication System: GPRS 850 MHz 1TX; Frequency: 836.6 MHz; Duty Cycle: 1:8.3

Medium: 900 MHz MSL Medium parameters used (interpolated): $f = 836.6$ MHz; $\sigma = 0.984$ mho/m; $\epsilon_r = 53.5$; $\rho = 1000$ kg/m³

Phantom section: Flat Section

DASY4 Configuration:

- Probe: ET3DV6 - SN1586; ConvF(6.22, 6.22, 6.22);
- Sensor-Surface: 4mm (Mechanical Surface Detection)
- Electronics: DAE3 Sn450; Calibrated: 31/10/2013
- Phantom: ELI v5.0; Type: QDOVA002AA; Serial: TP:xxxx
- Measurement SW: DASY4, V4.7 Build 80; Postprocessing SW: SEMCAD, V1.8 Build 186

Back of EUT Facing Phantom - Middle/Area Scan (121x161x1): Measurement grid: dx=15mm, dy=15mm

Maximum value of SAR (interpolated) = 1.03 mW/g

Back of EUT Facing Phantom - Middle/Zoom Scan (5x5x7) (5x5x7)/Cube 0: Measurement grid: dx=8mm, dy=8mm, dz=5mm

Reference Value = 1.77 V/m; Power Drift = -0.127 dB

Peak SAR (extrapolated) = 1.83 W/kg

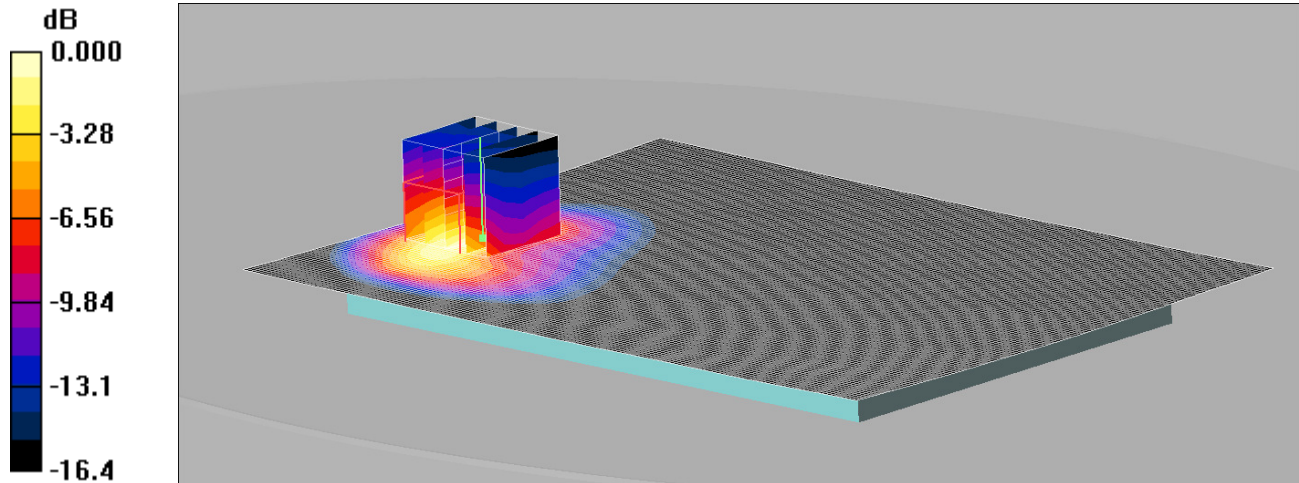
SAR(1 g) = 0.877 mW/g; SAR(10 g) = 0.441 mW/g

Maximum value of SAR (measured) = 1.08 mW/g

002: Back of EUT Facing Phantom GPRS Low CH128

Date: 17/07/2014

DUT: A1600; Type: FCC ID: BCGA1600



0 dB = 1.03mW/g

Communication System: GPRS 850 MHz 1TX; Frequency: 824.2 MHz; Duty Cycle: 1:8.3

Medium: 900 MHz MSL Medium parameters used (interpolated): $f = 824.2$ MHz; $\sigma = 0.977$ mho/m; $\epsilon_r = 53.5$; $\rho = 1000$ kg/m³

Phantom section: Flat Section

DASY4 Configuration:

- Probe: ET3DV6 - SN1586; ConvF(6.22, 6.22, 6.22);
- Sensor-Surface: 4mm (Mechanical Surface Detection)
- Electronics: DAE3 Sn450; Calibrated: 31/10/2013
- Phantom: ELI v5.0; Type: QDOVA002AA; Serial: TP:xxxx
- Measurement SW: DASY4, V4.7 Build 80; Postprocessing SW: SEMCAD, V1.8 Build 186

Back of EUT Facing Phantom - Low/Area Scan (121x161x1): Measurement grid: dx=15mm, dy=15mm

Maximum value of SAR (interpolated) = 0.998 mW/g

Back of EUT Facing Phantom - Low/Zoom Scan (5x5x7) (5x5x7)/Cube 0: Measurement grid: dx=8mm, dy=8mm, dz=5mm

Reference Value = 1.78 V/m; Power Drift = 0.009 dB

Peak SAR (extrapolated) = 2.01 W/kg

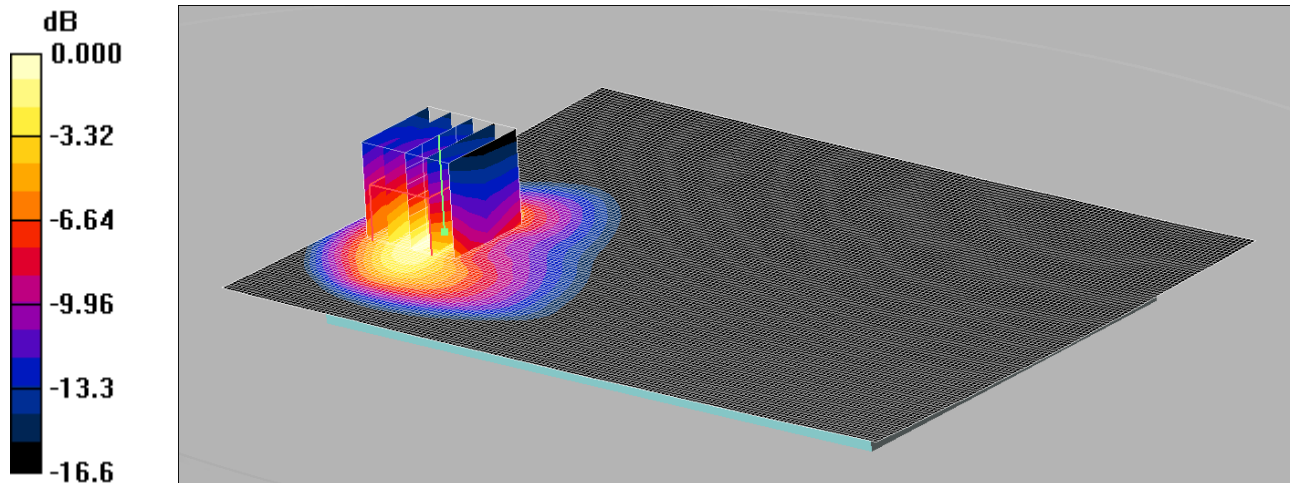
SAR(1 g) = 0.877 mW/g; SAR(10 g) = 0.430 mW/g

Maximum value of SAR (measured) = 1.03 mW/g

003: Back of EUT Facing Phantom GPRS High CH251

Date: 17/07/2014

DUT: A1600; Type: FCC ID: BCGA1600



0 dB = 1.23mW/g

Communication System: GPRS 850 MHz 1TX; Frequency: 848.8 MHz; Duty Cycle: 1:8.3

Medium: 900 MHz MSL Medium parameters used (interpolated): $f = 848.8$ MHz; $\sigma = 0.991$ mho/m; $\epsilon_r = 53.5$; $\rho = 1000$ kg/m³

Phantom section: Flat Section

DASY4 Configuration:

- Probe: ET3DV6 - SN1586; ConvF(6.22, 6.22, 6.22);
- Sensor-Surface: 4mm (Mechanical Surface Detection)
- Electronics: DAE3 Sn450; Calibrated: 31/10/2013
- Phantom: ELI v5.0; Type: QDOVA002AA; Serial: TP:xxxx
- Measurement SW: DASY4, V4.7 Build 80; Postprocessing SW: SEMCAD, V1.8 Build 186

Back of EUT Facing Phantom - High/Area Scan (121x161x1): Measurement grid: dx=15mm, dy=15mm

Maximum value of SAR (interpolated) = 1.16 mW/g

Back of EUT Facing Phantom - High/Zoom Scan (5x5x7) (5x5x7)/Cube 0: Measurement grid: dx=8mm, dy=8mm, dz=5mm

Reference Value = 1.85 V/m; Power Drift = -0.159 dB

Peak SAR (extrapolated) = 2.13 W/kg

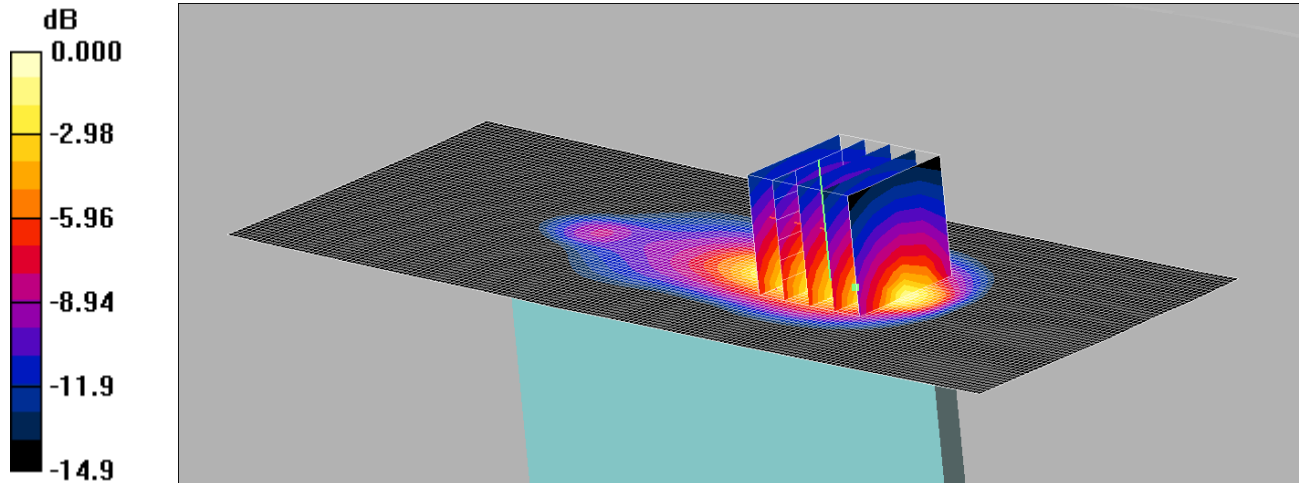
SAR(1 g) = 1.01 mW/g; SAR(10 g) = 0.508 mW/g

Maximum value of SAR (measured) = 1.23 mW/g

004: Top of EUT Facing Phantom GPRS Middle CH190

Date: 17/07/2014

DUT: A1600; Type: FCC ID: BCGA1600



0 dB = 0.727mW/g

Communication System: GPRS 850 MHz 1TX; Frequency: 836.6 MHz; Duty Cycle: 1:8.3

Medium: 900 MHz MSL Medium parameters used (interpolated): $f = 836.6$ MHz; $\sigma = 0.984$ mho/m; $\epsilon_r = 53.5$; $\rho = 1000$ kg/m³

Phantom section: Flat Section

DASY4 Configuration:

- Probe: ET3DV6 - SN1586; ConvF(6.22, 6.22, 6.22);
- Sensor-Surface: 4mm (Mechanical Surface Detection)
- Electronics: DAE3 Sn450; Calibrated: 31/10/2013
- Phantom: ELI v5.0; Type: QDOVA002AA; Serial: TP:xxxx
- Measurement SW: DASY4, V4.7 Build 80; Postprocessing SW: SEMCAD, V1.8 Build 186

Top of EUT Facing Phantom - Middle/Area Scan (61x161x1): Measurement grid: dx=15mm, dy=15mm

Maximum value of SAR (interpolated) = 0.782 mW/g

Top of EUT Facing Phantom - Middle/Zoom Scan (5x5x7) (5x5x7)/Cube 0: Measurement grid: dx=8mm, dy=8mm, dz=5mm

Reference Value = 15.7 V/m; Power Drift = 0.053 dB

Peak SAR (extrapolated) = 1.20 W/kg

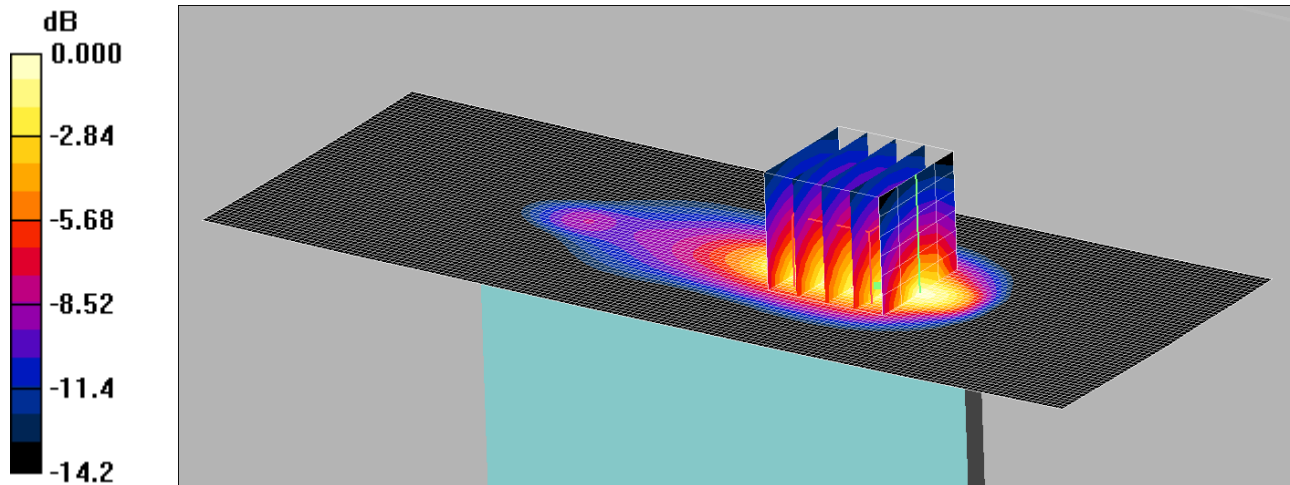
SAR(1 g) = 0.622 mW/g; SAR(10 g) = 0.343 mW/g

Maximum value of SAR (measured) = 0.727 mW/g

005: Top of EUT Facing Phantom GPRS Low CH128

Date: 17/07/2014

DUT: A1600; Type: FCC ID: BCGA1600



0 dB = 0.754mW/g

Communication System: GPRS 850 MHz 1TX; Frequency: 824.2 MHz; Duty Cycle: 1:8.3

Medium: 900 MHz MSL Medium parameters used (interpolated): $f = 824.2$ MHz; $\sigma = 0.977$ mho/m; $\epsilon_r = 53.5$; $\rho = 1000$ kg/m³

Phantom section: Flat Section

DASY4 Configuration:

- Probe: ET3DV6 - SN1586; ConvF(6.22, 6.22, 6.22);
- Sensor-Surface: 4mm (Mechanical Surface Detection)
- Electronics: DAE3 Sn450; Calibrated: 31/10/2013
- Phantom: ELI v5.0; Type: QDOVA002AA; Serial: TP:xxxx
- Measurement SW: DASY4, V4.7 Build 80; Postprocessing SW: SEMCAD, V1.8 Build 186

Top of EUT Facing Phantom - Low/Area Scan (61x161x1): Measurement grid: dx=15mm, dy=15mm

Maximum value of SAR (interpolated) = 0.789 mW/g

Top of EUT Facing Phantom - Low/Zoom Scan (5x5x7) 2 (5x5x7)/Cube 0: Measurement grid: dx=8mm, dy=8mm, dz=5mm

Reference Value = 16.0 V/m; Power Drift = 0.106 dB

Peak SAR (extrapolated) = 1.35 W/kg

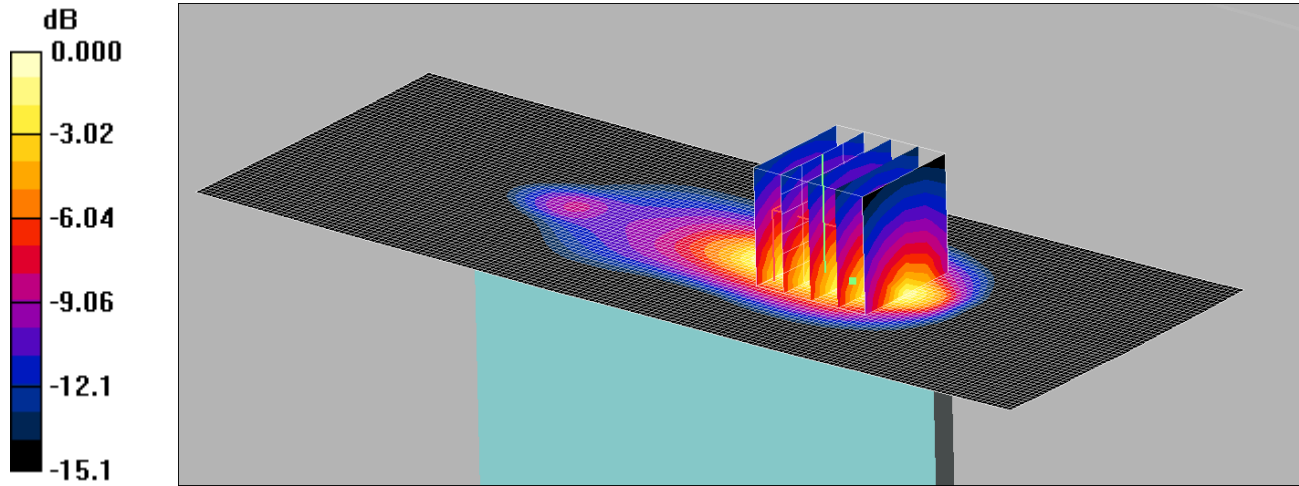
SAR(1 g) = 0.633 mW/g; SAR(10 g) = 0.353 mW/g

Maximum value of SAR (measured) = 0.754 mW/g

006: Top of EUT Facing Phantom GPRS High CH251

Date: 17/07/2014

DUT: A1600; Type: FCC ID: BCGA1600



0 dB = 0.758mW/g

Communication System: GPRS 850 MHz 1TX; Frequency: 848.8 MHz; Duty Cycle: 1:8.3

Medium: 900 MHz MSL Medium parameters used (interpolated): $f = 848.8$ MHz; $\sigma = 0.991$ mho/m; $\epsilon_r = 53.5$; $\rho = 1000$ kg/m³

Phantom section: Flat Section

DASY4 Configuration:

- Probe: ET3DV6 - SN1586; ConvF(6.22, 6.22, 6.22);
- Sensor-Surface: 4mm (Mechanical Surface Detection)
- Electronics: DAE3 Sn450; Calibrated: 31/10/2013
- Phantom: ELI v5.0; Type: QDOVA002AA; Serial: TP:xxxx
- Measurement SW: DASY4, V4.7 Build 80; Postprocessing SW: SEMCAD, V1.8 Build 186

Top of EUT Facing Phantom - High/Area Scan (61x161x1): Measurement grid: dx=15mm, dy=15mm

Maximum value of SAR (interpolated) = 0.816 mW/g

Top of EUT Facing Phantom - High/Zoom Scan (5x5x7) (5x5x7)/Cube 0: Measurement grid: dx=8mm, dy=8mm, dz=5mm

Reference Value = 15.6 V/m; Power Drift = 0.101 dB

Peak SAR (extrapolated) = 1.26 W/kg

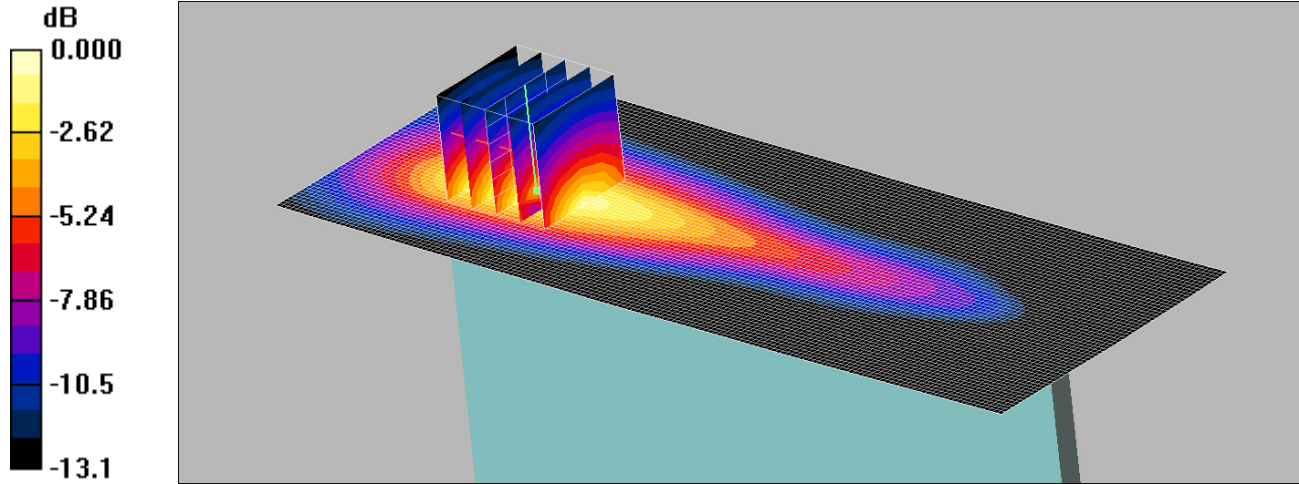
SAR(1 g) = 0.648 mW/g; SAR(10 g) = 0.354 mW/g

Maximum value of SAR (measured) = 0.758 mW/g

007: Right of EUT Facing Phantom GPRS Middle CH190

Date: 17/07/2014

DUT: A1600; Type: FCC ID: BCGA1600



0 dB = 0.111mW/g

Communication System: GPRS 850 MHz 1TX; Frequency: 836.6 MHz; Duty Cycle: 1:8.3

Medium: 900 MHz MSL Medium parameters used (interpolated): $f = 836.6$ MHz; $\sigma = 0.984$ mho/m; $\epsilon_r = 53.5$; $\rho = 1000$ kg/m³

Phantom section: Flat Section

DASY4 Configuration:

- Probe: ET3DV6 - SN1586; ConvF(6.22, 6.22, 6.22);
- Sensor-Surface: 4mm (Mechanical Surface Detection)
- Electronics: DAE3 Sn450; Calibrated: 31/10/2013
- Phantom: ELI v5.0; Type: QDOVA002AA; Serial: TP:xxxx
- Measurement SW: DASY4, V4.7 Build 80; Postprocessing SW: SEMCAD, V1.8 Build 186

Right of EUT Facing Phantom - Middle/Area Scan (61x161x1): Measurement grid: dx=15mm, dy=15mm

Maximum value of SAR (interpolated) = 0.089 mW/g

Right of EUT Facing Phantom - Middle/Zoom Scan (5x5x7) (5x5x7)/Cube 0: Measurement grid: dx=8mm, dy=8mm, dz=5mm

Reference Value = 6.27 V/m; Power Drift = -0.038 dB

Peak SAR (extrapolated) = 0.176 W/kg

SAR(1 g) = 0.094 mW/g; SAR(10 g) = 0.050 mW/g

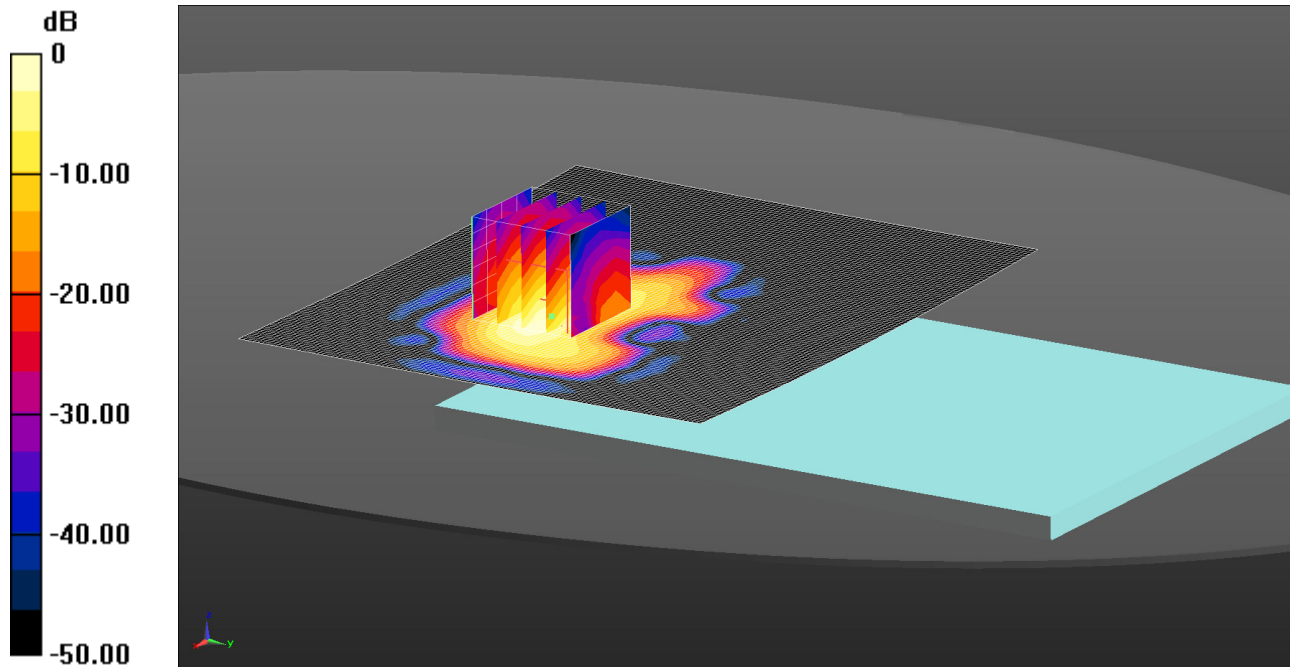
Maximum value of SAR (measured) = 0.111 mW/g

Note: SAR level measured is very low as equivalent to noise floor.

008: Back of EUT Facing Phantom PCS1900 GPRS Middle CH661

Date: 18/07/14

DUT: A1600; Type: FCC ID: BCGA1600



0 dB = 0.964 W/kg = -0.16 dBW/kg

Communication System: UID 0, GPRS 2Tx (0); Frequency: 1880 MHz; Duty Cycle: 1:4.00037

Medium: 1900 MHz MSL Medium parameters used (interpolated): $f = 1880$ MHz; $\sigma = 1.539$ S/m; $\epsilon_r = 52.309$; $\rho = 1000$ kg/m³

Phantom section: Flat Section

DASY4 Configuration:

- Probe: EX3DV4 - SN3995; ConvF(7.74, 7.74, 7.74); Calibrated: 09/05/14;
- Sensor-Surface: 4mm (Mechanical Surface Detection)
- Electronics: DAE4 Sn1435; Calibrated: 15/04/14
- Phantom: ELI v5.0 (30deg probe tilt); Type: QDOVA002AA; Serial: TP:xxxx
- ; SEMCAD X Version 14.6.10 (7331)

Configuration/Front of EUT Facing Phantom - Middle 2 2 2/Area Scan 2 (121x101x1): Interpolated grid: dx=1.500 mm, dy=1.500 mm

Maximum value of SAR (interpolated) = 0.964 W/kg

Configuration/Front of EUT Facing Phantom - Middle 2 2 2/Zoom Scan (5x5x7) (5x5x7)/Cube 0: Measurement grid: dx=8mm, dy=8mm, dz=5mm

Reference Value = 23.27 V/m; Power Drift = -0.04 dB

Peak SAR (extrapolated) = 1.82 W/kg

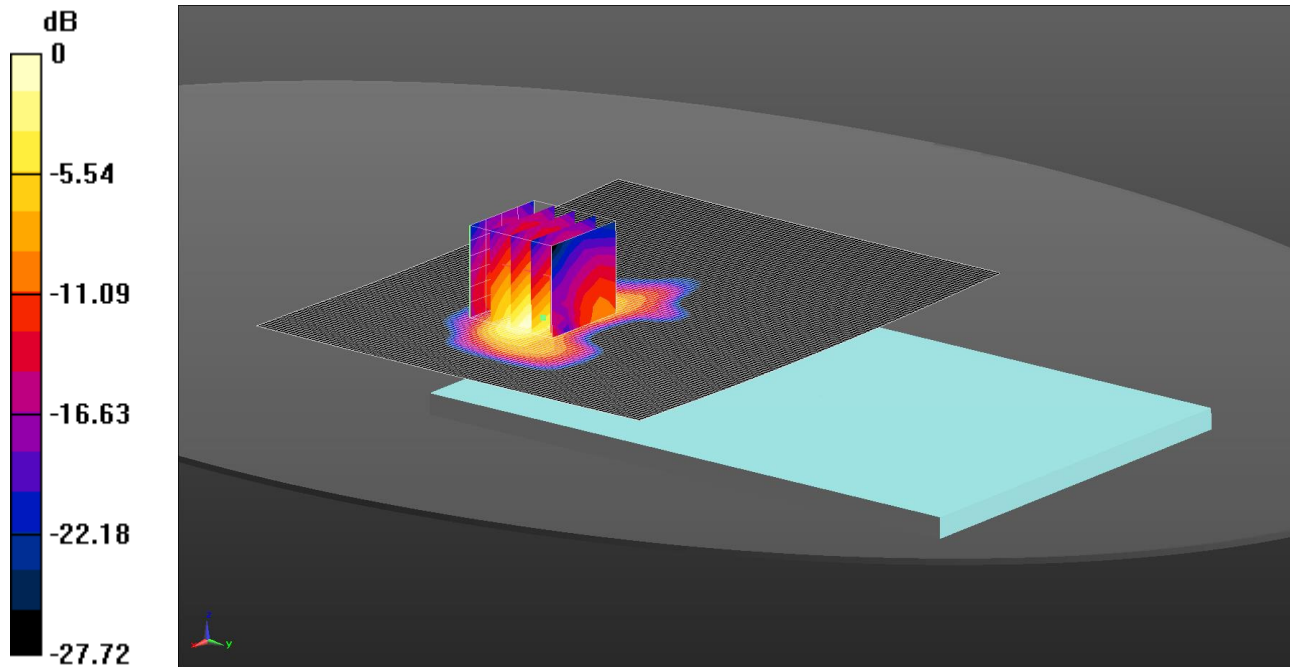
SAR(1 g) = 0.875 W/kg; SAR(10 g) = 0.378 W/kg

Maximum value of SAR (measured) = 0.987 W/kg

009: Back of EUT Facing Phantom PCS1900 GPRS Middle CH512

Date: 18/07/14

DUT: A1600; Type: FCC ID: BCGA1600



0 dB = 0.963 W/kg = -0.16 dBW/kg

Communication System: UID 0, GPRS 2Tx (0); Frequency: 1850.2 MHz; Duty Cycle: 1:4.00037

Medium: 1900 MHz MSL Medium parameters used (interpolated): $f = 1850.2$ MHz; $\sigma = 1.505$ S/m; $\epsilon_r = 52.392$; $\rho = 1000$ kg/m³

Phantom section: Flat Section

DASY4 Configuration:

- Probe: EX3DV4 - SN3995; ConvF(7.74, 7.74, 7.74); Calibrated: 09/05/14;
- Sensor-Surface: 4mm (Mechanical Surface Detection)
- Electronics: DAE4 Sn1435; Calibrated: 15/04/14
- Phantom: ELI v5.0 (30deg probe tilt); Type: QDOVA002AA; Serial: TP:xxxx
- ; SEMCAD X Version 14.6.10 (7331)

Configuration/Front of EUT Facing Phantom - Middle 2 2 2/Area Scan 2 (121x101x1): Interpolated grid: dx=1.500 mm, dy=1.500 mm

Maximum value of SAR (interpolated) = 0.921 W/kg

Configuration/Front of EUT Facing Phantom - Middle 2 2 2/Zoom Scan (5x5x7) (5x5x7)/Cube 0: Measurement grid: dx=8mm, dy=8mm, dz=5mm

Reference Value = 21.11 V/m; Power Drift = 0.07 dB

Peak SAR (extrapolated) = 1.75 W/kg

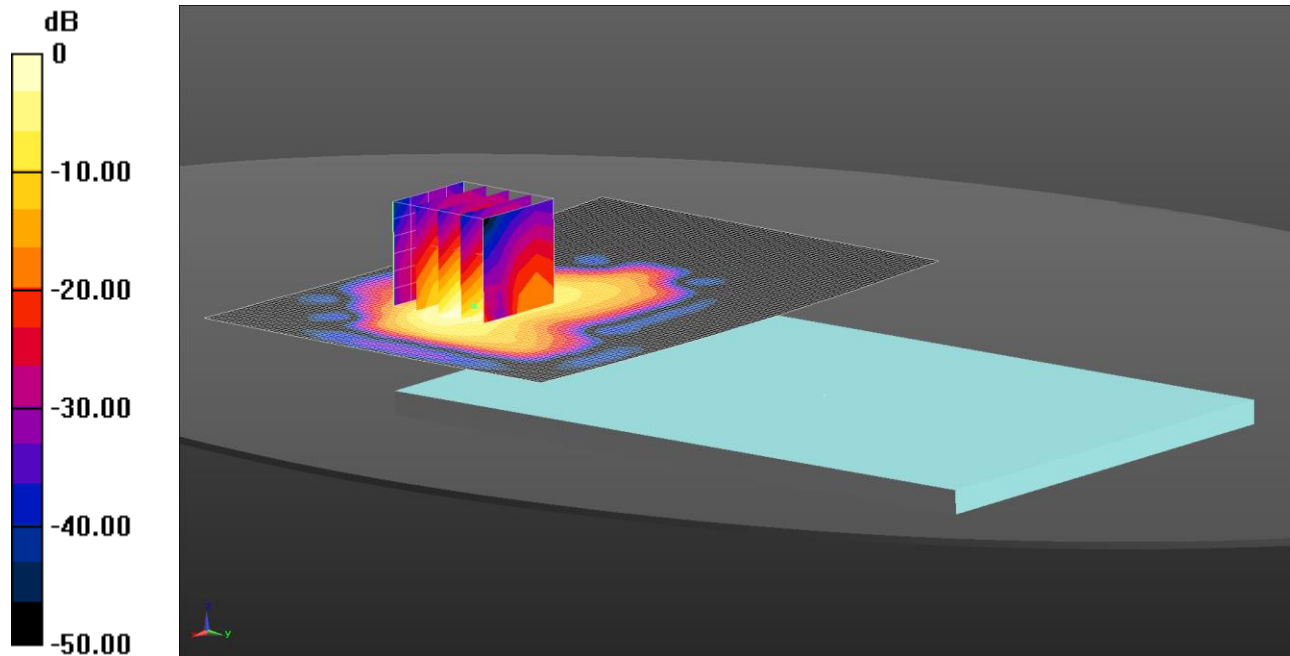
SAR(1 g) = 0.847 W/kg; SAR(10 g) = 0.368 W/kg

Maximum value of SAR (measured) = 0.963 W/kg

010: Back of EUT Facing Phantom PCS1900 GPRS Middle CH810

Date: 29/07/14

DUT: A1600; Type: FCC ID: BCGA1600



0 dB = 1.00 W/kg = 0.01 dBW/kg

Communication System: UID 0, GPRS 2Tx (0); Frequency: 1909.8 MHz; Duty Cycle: 1:4.00037

Medium: 1900 MHz MSL Medium parameters used (interpolated): $f = 1909.8$ MHz; $\sigma = 1.566$ S/m; $\epsilon_r = 51.866$; $\rho = 1000$ kg/m³

Phantom section: Flat Section

DASY4 Configuration:

- Probe: EX3DV4 - SN3995; ConvF(7.74, 7.74, 7.74); Calibrated: 09/05/14;

- Sensor-Surface: 4mm (Mechanical Surface Detection)

- Electronics: DAE4 Sn1435; Calibrated: 15/04/14

- Phantom: ELI v5.0 (30deg probe tilt); Type: QDOVA002AA; Serial: TP:xxxx

- ; SEMCAD X Version 14.6.10 (7331)

Configuration/Front of EUT Facing Phantom - High/Area Scan 2 (121x81x1): Interpolated grid: dx=1.500 mm, dy=1.500 mm

Maximum value of SAR (interpolated) = 1.00 W/kg

Configuration/Front of EUT Facing Phantom - High/Zoom Scan (5x5x7) (5x5x7)/Cube 0: Measurement grid: dx=8mm, dy=8mm, dz=5mm

Reference Value = 8.462 V/m; Power Drift = 0.09 dB

Peak SAR (extrapolated) = 1.96 W/kg

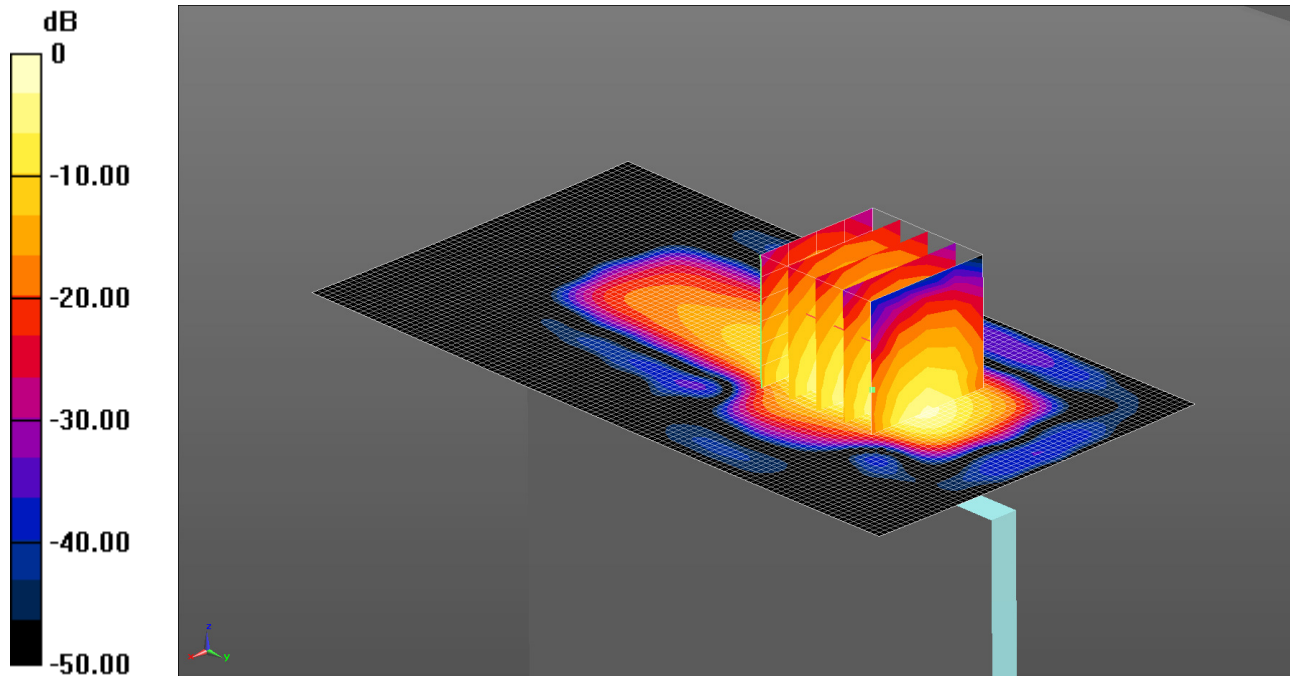
SAR(1 g) = 0.957 W/kg; SAR(10 g) = 0.419 W/kg

Maximum value of SAR (measured) = 1.05 W/kg

011: Top of EUT Facing Phantom PCS1900 GPRS Middle CH661

Date: 18/07/14

DUT: A1600; Type: FCC ID: BCGA1600



0 dB = 1.17 W/kg = 0.69 dBW/kg

Communication System: UID 0, GPRS 2Tx (0); Frequency: 1880 MHz; Duty Cycle: 1:4.00037

Medium: 1900 MHz MSL Medium parameters used (interpolated): $f = 1880$ MHz; $\sigma = 1.539$ S/m; $\epsilon_r = 52.309$; $\rho = 1000$ kg/m³

Phantom section: Flat Section

DASY4 Configuration:

- Probe: EX3DV4 - SN3995; ConvF(7.74, 7.74, 7.74); Calibrated: 09/05/14;
- Sensor-Surface: 4mm (Mechanical Surface Detection)
- Electronics: DAE4 Sn1435; Calibrated: 15/04/14
- Phantom: ELI v5.0 (30deg probe tilt); Type: QDOVA002AA; Serial: TP:xxxx
- ; SEMCAD X Version 14.6.10 (7331)

Configuration/Top of EUT Facing Phantom - Middle 2 2 2/Area Scan 2 (61x111x1): Interpolated grid: dx=1.500 mm, dy=1.500 mm

Maximum value of SAR (interpolated) = 1.17 W/kg

Configuration/Top of EUT Facing Phantom - Middle 2 2 2/Zoom Scan (5x5x7) (5x5x7)/Cube 0: Measurement grid: dx=8mm, dy=8mm, dz=5mm

Reference Value = 6.501 V/m; Power Drift = 0.15 dB

Peak SAR (extrapolated) = 1.36 W/kg

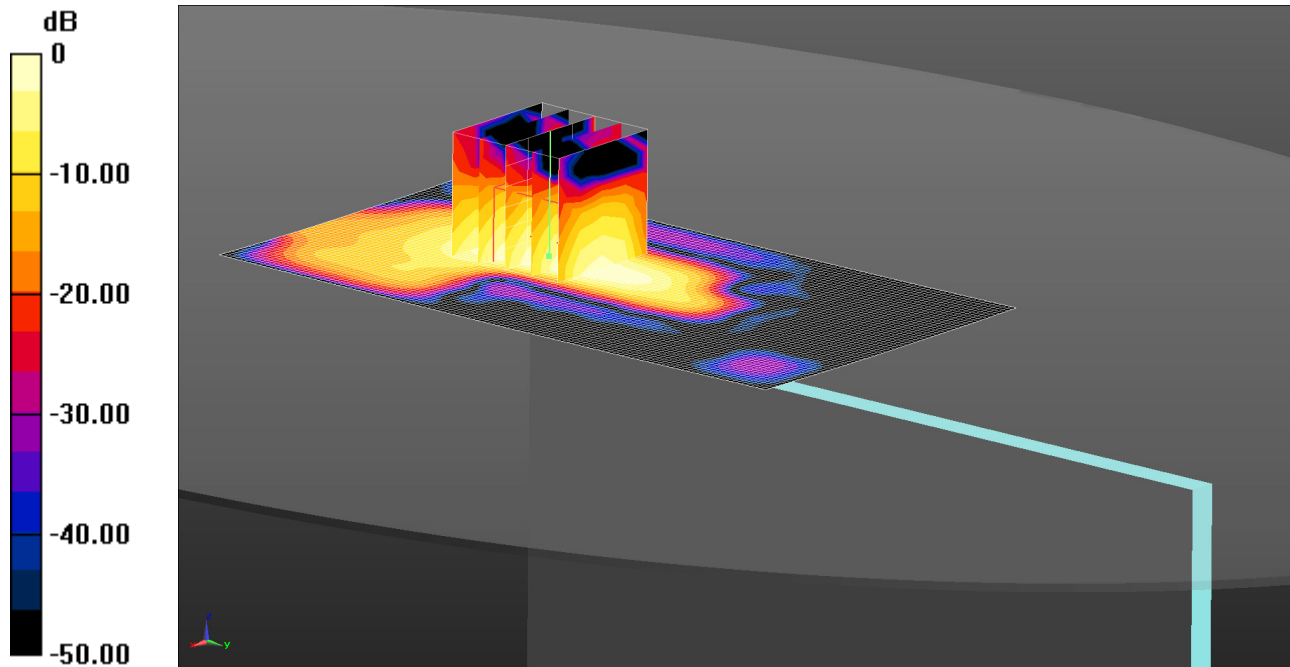
SAR(1 g) = 0.692 W/kg; SAR(10 g) = 0.317 W/kg

Maximum value of SAR (measured) = 0.809 W/kg

012: Right Edge of EUT Facing Phantom PCS1900 GPRS Middle CH661

Date: 18/07/2014

DUT: A1600; Type: FCC ID: BCGA1600



0 dB = 0.137 W/kg = -8.63 dBW/kg

Communication System: UID 0 - n/a, GPRS 2Tx (0); Frequency: 1880 MHz; Duty Cycle: 1:4.00037

Medium: 1900 MHz MSL Medium parameters used (interpolated): $f = 1880$ MHz; $\sigma = 1.539$ S/m; $\epsilon_r = 52.309$; $\rho = 1000$ kg/m³

Phantom section: Flat Section

DASY4 Configuration:

- Probe: EX3DV4 - SN3995; ConvF(7.74, 7.74, 7.74); Calibrated: 09/05/2014;
- Sensor-Surface: 4mm (Mechanical Surface Detection)
- Electronics: DAE4 Sn1435; Calibrated: 15/04/2014
- Phantom: ELI v5.0 (30deg probe tilt); Type: QDOVA002AA; Serial: TP:xxxx
- ; SEMCAD X Version 14.6.9 (7117)

Configuration/Right Edge of EUT Facing Phantom - Middle 2 2/Area Scan 2 (61x111x1): Interpolated grid: dx=1.500 mm, dy=1.500 mm

Maximum value of SAR (interpolated) = 0.232 W/kg

Configuration/Right Edge of EUT Facing Phantom - Middle 2 2/Zoom Scan (5x5x7) (5x5x7)/Cube 0: Measurement grid: dx=8mm, dy=8mm, dz=5mm

Reference Value = 7.970 V/m; Power Drift = -0.05 dB

Peak SAR (extrapolated) = 0.237 W/kg

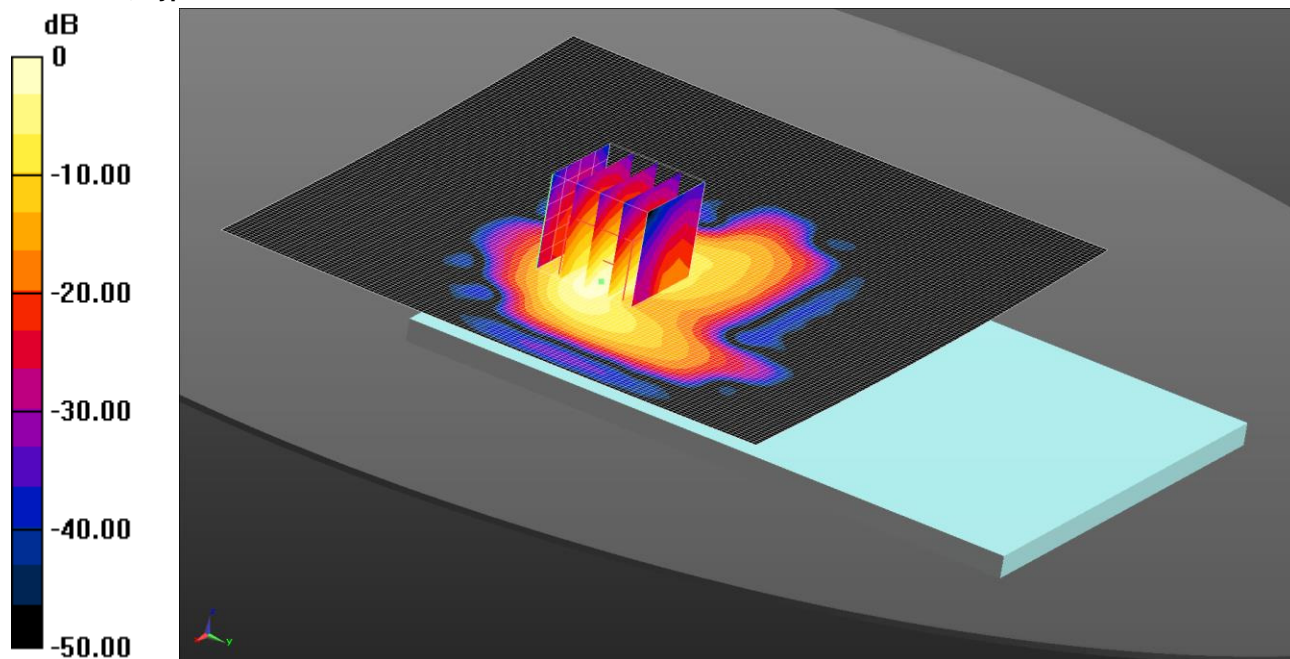
SAR(1 g) = 0.121 W/kg; SAR(10 g) = 0.050 W/kg

Maximum value of SAR (measured) = 0.137 W/kg

013: Back of EUT Facing Phantom WCDMA 2 CH9400

Date: 23/07/14

DUT: A1600; Type: FCC ID: BCGA1600



0 dB = 1.04 W/kg = 0.18 dBW/kg

Communication System: UID 0, WCDMA FDD (0); Frequency: 1880 MHz; Duty Cycle: 1:1

Medium: 1900 MHz /MSL Medium parameters used (interpolated): $f = 1880$ MHz; $\sigma = 1.51$ S/m; $\epsilon_r = 52.651$; $\rho = 1000$ kg/m³

Phantom section: Flat Section

DASY4 Configuration:

- Probe: EX3DV4 - SN3995; ConvF(7.74, 7.74, 7.74); Calibrated: 09/05/14;
- Sensor-Surface: 4mm (Mechanical Surface Detection)
- Electronics: DAE4 Sn1435; Calibrated: 15/04/14
- Phantom: ELI v5.0 (30deg probe tilt); Type: QDOVA002AA; Serial: TP:xxxx
- ; SEMCAD X Version 14.6.10 (7331)

Configuration/Back of EUT Facing Phantom - Mid/Area Scan (131x121x1): Interpolated grid: dx=1.500 mm, dy=1.500 mm

Maximum value of SAR (interpolated) = 1.04 W/kg

Configuration/Back of EUT Facing Phantom - Mid/Zoom Scan (5x5x7) 2 2 (5x5x7)/Cube 0: Measurement grid:

dx=8mm, dy=8mm, dz=5mm

Reference Value = 10.57 V/m; Power Drift = -0.11 dB

Peak SAR (extrapolated) = 1.95 W/kg

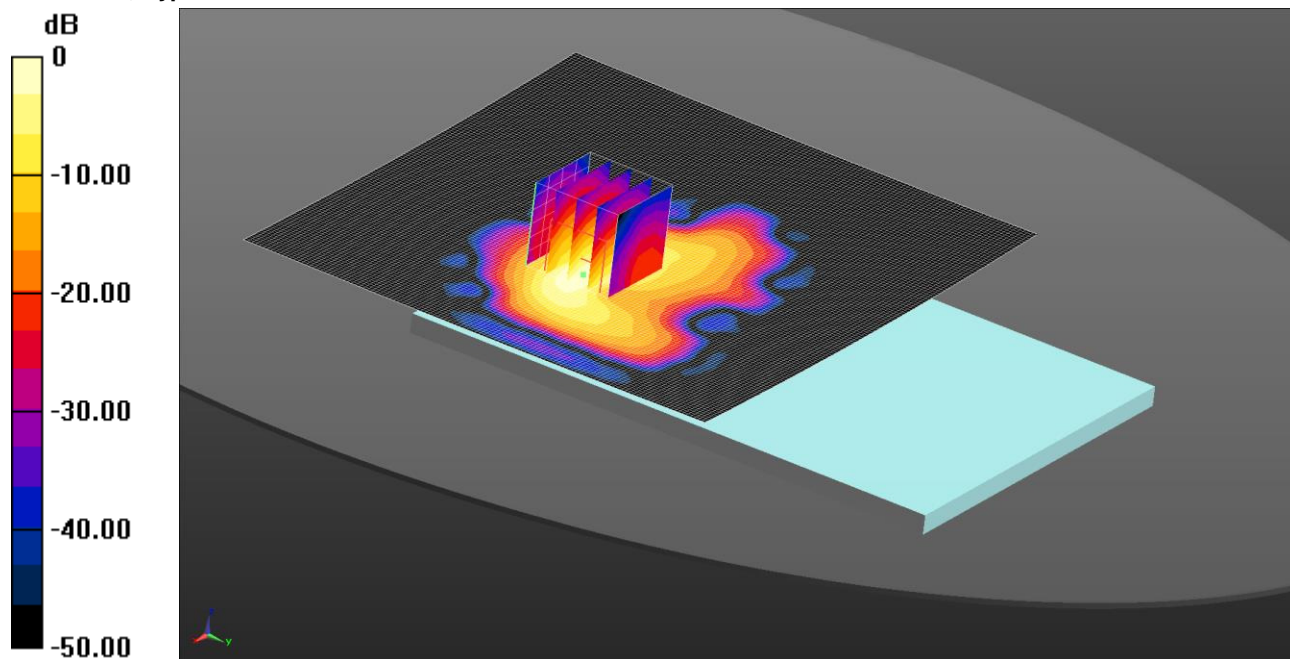
SAR(1 g) = 0.954 W/kg; SAR(10 g) = 0.423 W/kg

Maximum value of SAR (measured) = 1.08 W/kg

014: Back of EUT Facing Phantom WCDMA 2 CH9262

Date: 23/07/14

DUT: A1600; Type: FCC ID: BCGA1600



0 dB = 1.05 W/kg = 0.21 dBW/kg

Communication System: UID 0, WCDMA FDD (0); Frequency: 1852.4 MHz; Duty Cycle: 1:1

Medium: 1900 MHz /MSL Medium parameters used (interpolated): f = 1852.4 MHz; $\sigma = 1.485$ S/m; $\epsilon_r = 52.753$; $\rho = 1000$ kg/m³

Phantom section: Flat Section

DASY4 Configuration:

- Probe: EX3DV4 - SN3995; ConvF(7.74, 7.74, 7.74); Calibrated: 09/05/14;
- Sensor-Surface: 4mm (Mechanical Surface Detection)
- Electronics: DAE4 Sn1435; Calibrated: 15/04/14
- Phantom: ELI v5.0 (30deg probe tilt); Type: QDOVA002AA; Serial: TP:xxxx
- ; SEMCAD X Version 14.6.10 (7331)

Configuration/Back of EUT Facing Phantom - Low/Area Scan (131x121x1): Interpolated grid: dx=1.500 mm, dy=1.500 mm

Maximum value of SAR (interpolated) = 1.05 W/kg

Configuration/Back of EUT Facing Phantom - Low/Zoom Scan (5x5x7) 2 2 (5x5x7)/Cube 0: Measurement grid:

dx=8mm, dy=8mm, dz=5mm

Reference Value = 10.67 V/m; Power Drift = -0.17 dB

Peak SAR (extrapolated) = 1.96 W/kg

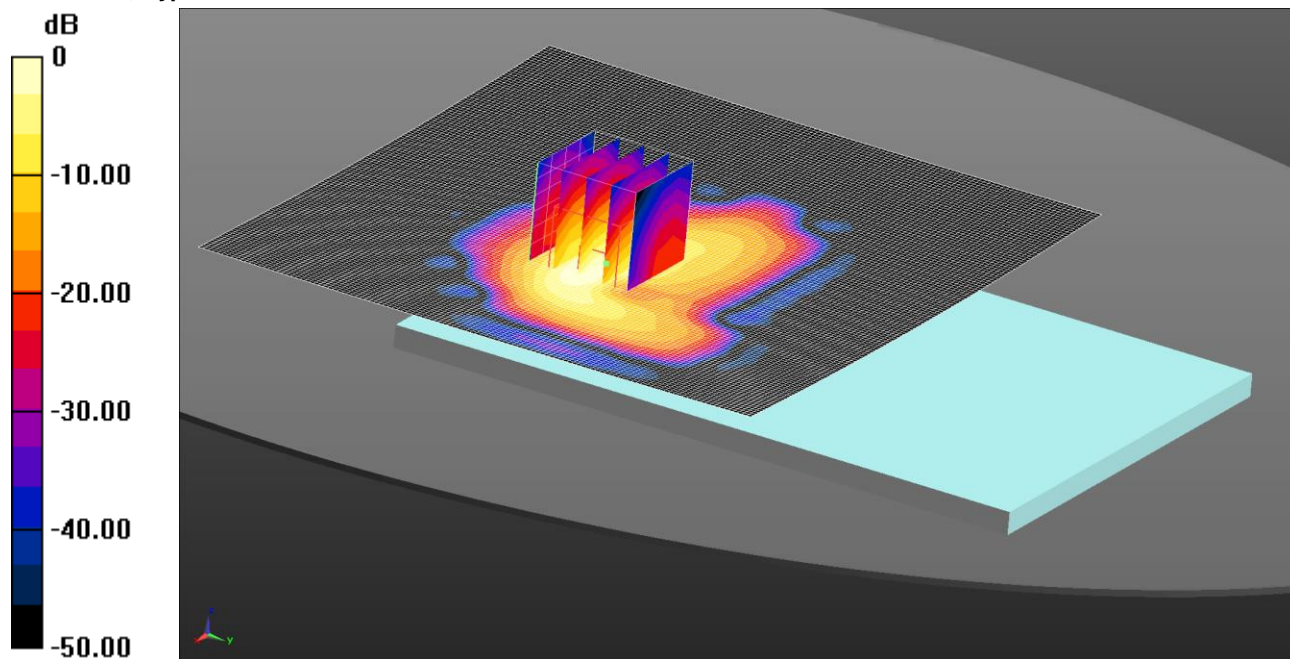
SAR(1 g) = 0.955 W/kg; SAR(10 g) = 0.425 W/kg

Maximum value of SAR (measured) = 1.06 W/kg

015: Back of EUT Facing Phantom WCDMA 2 CH9538

Date: 28/07/14

DUT: A1600; Type: FCC ID: BCGA1600



0 dB = 1.12 W/kg = 0.49 dBW/kg

Communication System: UID 0, WCDMA FDD (0); Frequency: 1907.6 MHz; Duty Cycle: 1:1

Medium: 1900 MHz /MSL Medium parameters used (interpolated): f = 1907.6 MHz; $\sigma = 1.564$ S/m; $\epsilon_r = 51.874$; $\rho = 1000$ kg/m³

Phantom section: Flat Section

DASY4 Configuration:

- Probe: EX3DV4 - SN3995; ConvF(7.74, 7.74, 7.74); Calibrated: 09/05/14;
- Sensor-Surface: 4mm (Mechanical Surface Detection)
- Electronics: DAE4 Sn1435; Calibrated: 15/04/14
- Phantom: ELI v5.0 (30deg probe tilt); Type: QDOVA002AA; Serial: TP:xxxx
- ; SEMCAD X Version 14.6.10 (7331)

Configuration/Back of EUT Facing Phantom - High/Area Scan (131x121x1): Interpolated grid: dx=1.500 mm, dy=1.500 mm

Maximum value of SAR (interpolated) = 1.12 W/kg

Configuration/Back of EUT Facing Phantom - High/Zoom Scan (5x5x7) 2 2 2 (5x5x7)/Cube 0: Measurement grid:

dx=8mm, dy=8mm, dz=5mm

Reference Value = 12.95 V/m; Power Drift = -0.01 dB

Peak SAR (extrapolated) = 2.04 W/kg

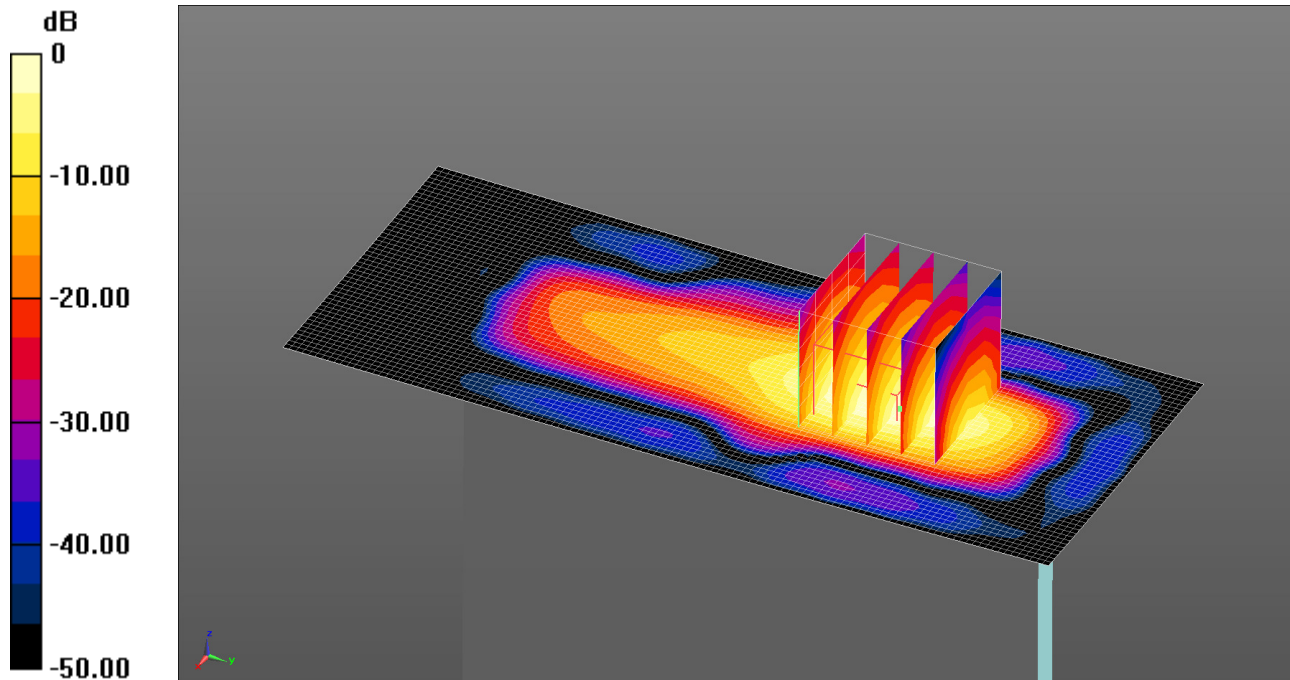
SAR(1 g) = 1.02 W/kg; SAR(10 g) = 0.455 W/kg

Maximum value of SAR (measured) = 1.17 W/kg

016: Top of EUT Facing Phantom WCDMA 2 CH9400

Date: 23/07/14

DUT: A1600; Type: FCC ID: BCGA1600



0 dB = 1.41 W/kg = 1.48 dBW/kg

Communication System: UID 0, WCDMA FDD (0); Frequency: 1880 MHz; Duty Cycle: 1:1

Medium: 1900 MHz /MSL Medium parameters used (interpolated): $f = 1880$ MHz; $\sigma = 1.51$ S/m; $\epsilon_r = 52.651$; $\rho = 1000$ kg/m³

Phantom section: Flat Section

DASY4 Configuration:

- Probe: EX3DV4 - SN3995; ConvF(7.74, 7.74, 7.74); Calibrated: 09/05/14;
- Sensor-Surface: 4mm (Mechanical Surface Detection)
- Electronics: DAE4 Sn1435; Calibrated: 15/04/14
- Phantom: ELI v5.0 (30deg probe tilt); Type: QDOVA002AA; Serial: TP:xxxx
- ; SEMCAD X Version 14.6.10 (7331)

Configuration/Top of EUT Facing Phantom - Middle/Area Scan 2 (51x121x1): Interpolated grid: dx=1.500 mm, dy=1.500 mm

Maximum value of SAR (interpolated) = 1.41 W/kg

Configuration/Top of EUT Facing Phantom - Middle/Zoom Scan (5x5x7) 2 2 (5x5x7)/Cube 0: Measurement grid:

dx=8mm, dy=8mm, dz=5mm

Reference Value = 10.93 V/m; Power Drift = 0.01 dB

Peak SAR (extrapolated) = 1.66 W/kg

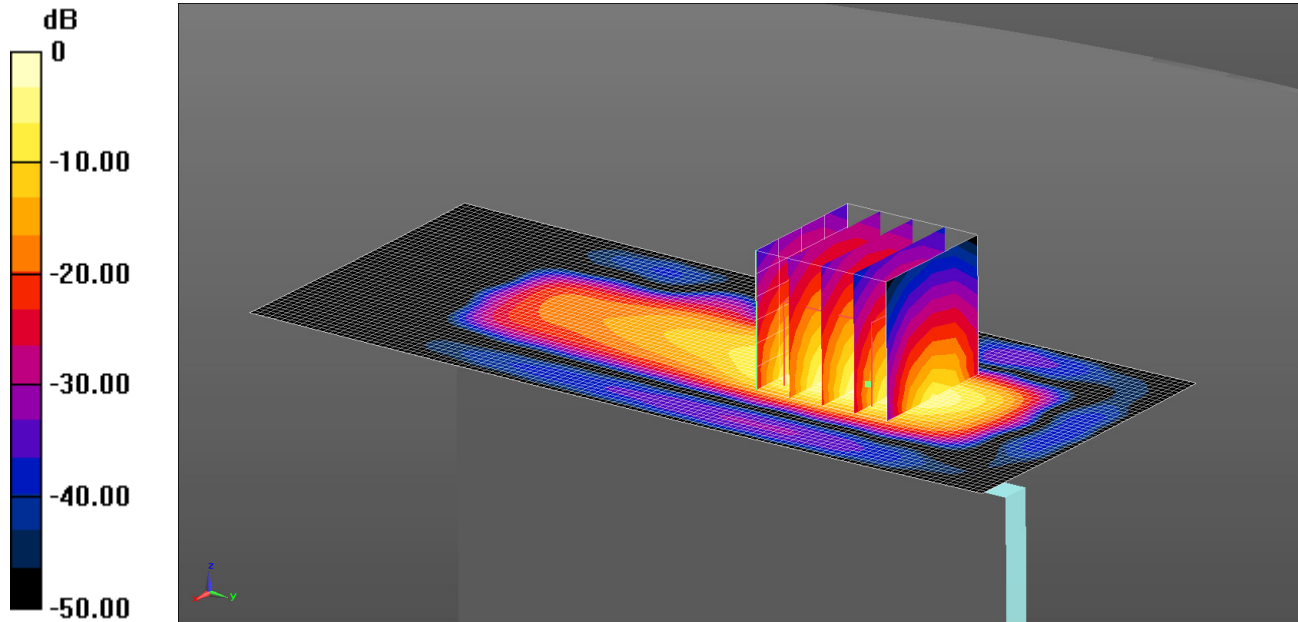
SAR(1 g) = 0.841 W/kg; SAR(10 g) = 0.390 W/kg

Maximum value of SAR (measured) = 0.935 W/kg

017: Top of EUT Facing Phantom WCDMA 2 CH9262

Date: 23/07/2014

DUT: A1600; Type: FCC ID: BCGA1600



0 dB = 1.39 W/kg = 1.43 dBW/kg

Communication System: UID 0, WCDMA FDD (0); Frequency: 1852.4 MHz; Duty Cycle: 1:1

Medium: 1900 MHz /MSL Medium parameters used (interpolated): f = 1852.4 MHz; $\sigma = 1.485 \text{ S/m}$; $\epsilon_r = 52.753$; $\rho = 1000 \text{ kg/m}^3$

Phantom section: Flat Section

DASY4 Configuration:

- Probe: EX3DV4 - SN3995; ConvF(7.74, 7.74, 7.74); Calibrated: 09/05/2014;
- Sensor-Surface: 4mm (Mechanical Surface Detection)
- Electronics: DAE4 Sn1435; Calibrated: 15/04/2014
- Phantom: ELI v5.0 (30deg probe tilt); Type: QDOVA002AA; Serial: TP:xxxx
- ; SEMCAD X Version 14.6.10 (7164)

Configuration/Top of EUT Facing Phantom - Low/Area Scan (51x121x1): Interpolated grid: dx=1.500 mm, dy=1.500 mm

Maximum value of SAR (interpolated) = 1.39 W/kg

Configuration/Top of EUT Facing Phantom - Low/Zoom Scan (5x5x7) (5x5x7)/Cube 0: Measurement grid: dx=8mm, dy=8mm, dz=5mm

Reference Value = 11.038 V/m; Power Drift = 0.03 dB

Peak SAR (extrapolated) = 1.64 W/kg

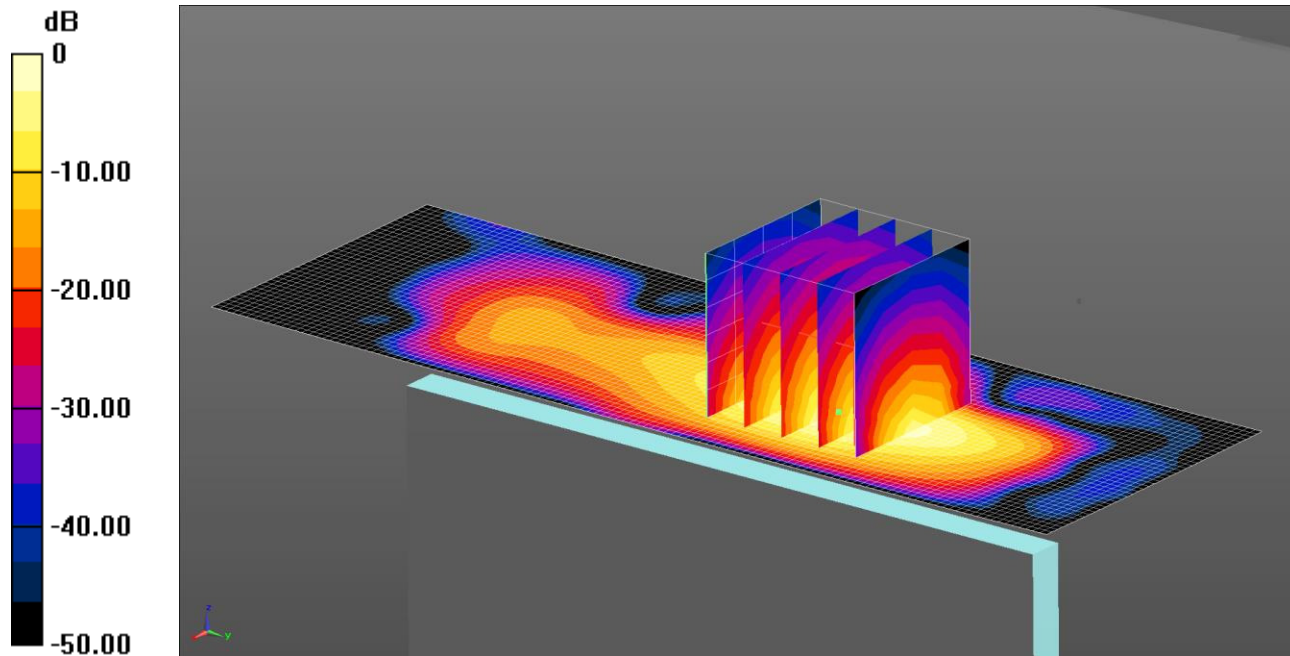
SAR(1 g) = 0.834 W/kg; SAR(10 g) = 0.389 W/kg

Maximum value of SAR (measured) = 0.941 W/kg

018: Top of EUT Facing Phantom WCDMA 2 CH9538

Date: 29/07/14

DUT: A1600; Type: FCC ID: BCGA1600



0 dB = 1.37 W/kg = 1.38 dBW/kg

Communication System: UID 0, WCDMA FDD (0); Frequency: 1907.6 MHz; Duty Cycle: 1:1

Medium: 1900 MHz MSL Medium parameters used (interpolated): $f = 1907.6$ MHz; $\sigma = 1.564$ S/m; $\epsilon_r = 51.874$; $\rho = 1000$ kg/m³

Phantom section: Flat Section

DASY4 Configuration:

- Probe: EX3DV4 - SN3995; ConvF(7.74, 7.74, 7.74); Calibrated: 09/05/14;

- Sensor-Surface: 4mm (Mechanical Surface Detection)

- Electronics: DAE4 Sn1435; Calibrated: 15/04/14

- Phantom: ELI v5.0 (30deg probe tilt); Type: QDOVA002AA; Serial: TP:xxxx

- ; SEMCAD X Version 14.6.10 (7331)

Configuration/Top of EUT Facing Phantom - High/Area Scan (41x121x1): Interpolated grid: dx=1.500 mm, dy=1.500 mm

Maximum value of SAR (interpolated) = 1.37 W/kg

Configuration/Top of EUT Facing Phantom - High/Zoom Scan (5x5x7) 2 (5x5x7)/Cube 0: Measurement grid: dx=8mm, dy=8mm, dz=5mm

Reference Value = 11.11 V/m; Power Drift = 0.03 dB

Peak SAR (extrapolated) = 1.89 W/kg

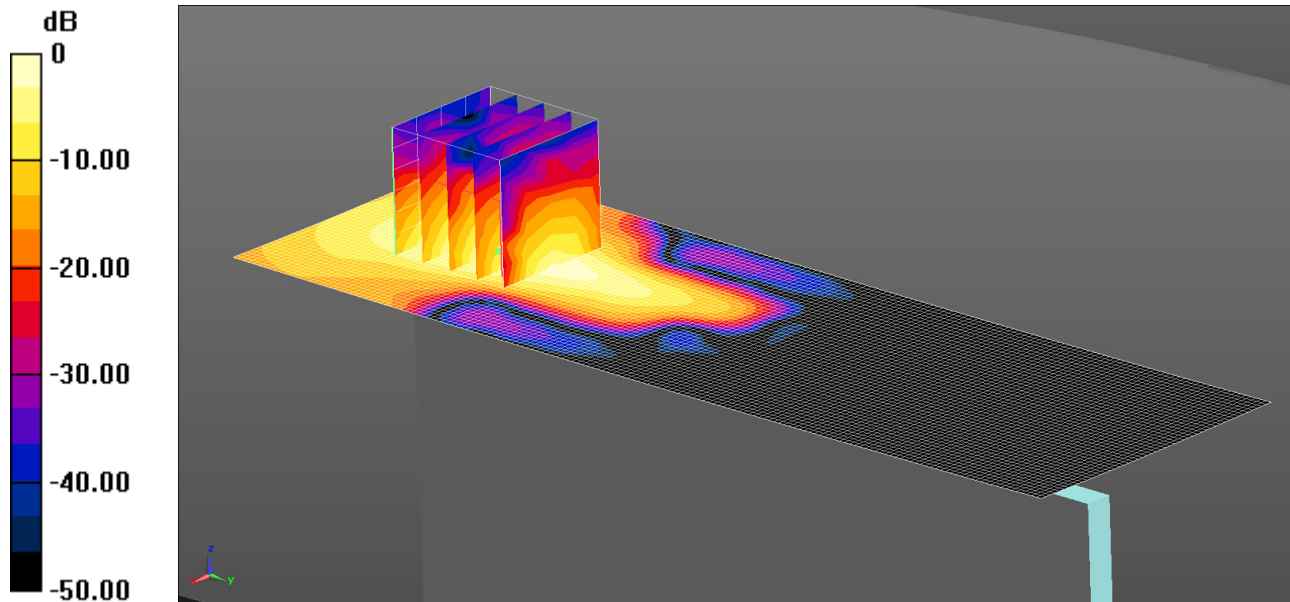
SAR(1 g) = 0.960 W/kg; SAR(10 g) = 0.444 W/kg

Maximum value of SAR (measured) = 1.10 W/kg

019: Right Edge of EUT Facing Phantom WCDMA 2 CH9400

Date: 23/07/2014

DUT: A1600; Type: FCC ID: BCGA1600



0 dB = 0.131 W/kg = -8.81 dBW/kg

Communication System: UID 0, WCDMA FDD (0); Frequency: 1880 MHz; Duty Cycle: 1:1

Medium: 1900 MHz /MSL Medium parameters used (interpolated): f = 1880 MHz; $\sigma = 1.51$ S/m; $\epsilon_r = 52.651$; $\rho = 1000$ kg/m³

Phantom section: Flat Section

DASY4 Configuration:

- Probe: EX3DV4 - SN3995; ConvF(7.74, 7.74, 7.74); Calibrated: 09/05/2014;
- Sensor-Surface: 4mm (Mechanical Surface Detection)
- Electronics: DAE4 Sn1435; Calibrated: 15/04/2014
- Phantom: ELI v5.0 (30deg probe tilt); Type: QDOVA002AA; Serial: TP:xxxx
- ; SEMCAD X Version 14.6.10 (7164)

Configuration/Top of EUT Facing Phantom - Low/Area Scan (51x161x1): Interpolated grid: dx=1.500 mm, dy=1.500 mm
 Maximum value of SAR (interpolated) = 0.131 W/kg

Configuration/Top of EUT Facing Phantom - Low/Zoom Scan (5x5x7) (5x5x7)/Cube 0: Measurement grid: dx=8mm, dy=8mm, dz=5mm

Reference Value = 8.881 V/m; Power Drift = 0.06 dB

Peak SAR (extrapolated) = 0.252 W/kg

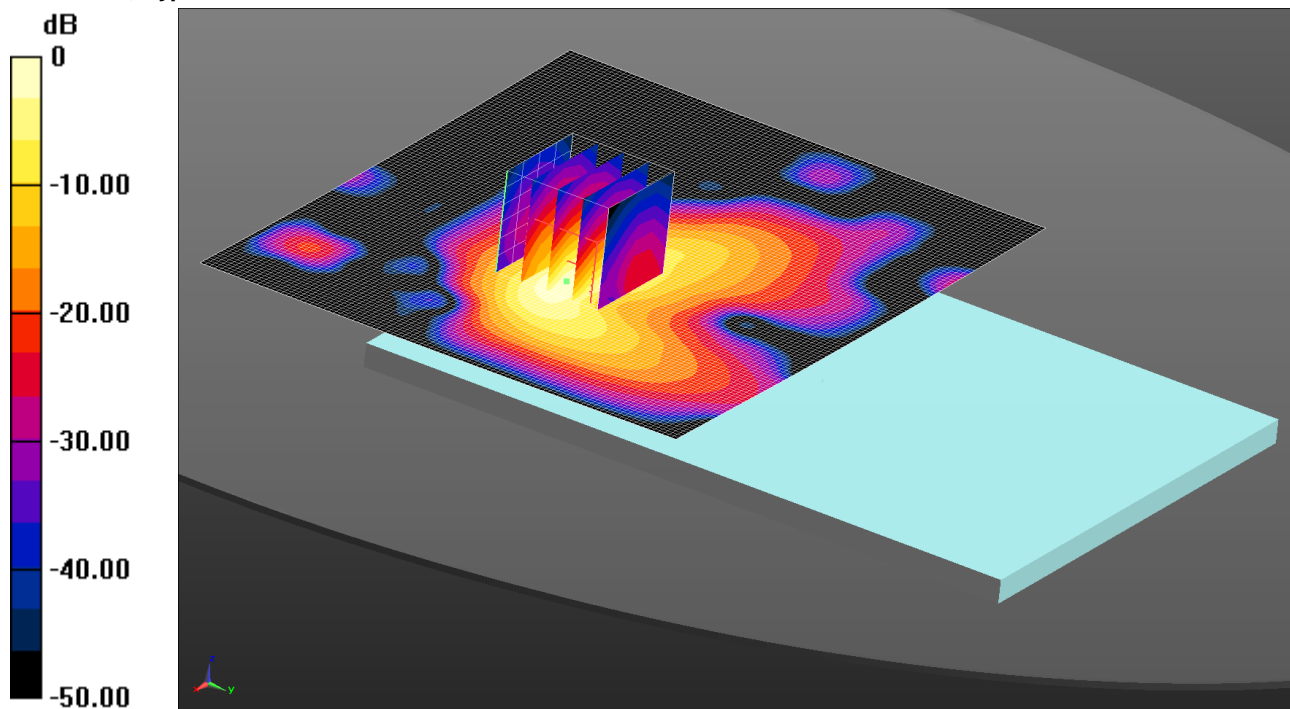
SAR(1 g) = 0.117 W/kg; SAR(10 g) = 0.055 W/kg

Maximum value of SAR (measured) = 0.134 W/kg

020: Back of EUT Facing Phantom WCDMA 4 CH1312

Date: 29/07/2014

DUT: A1600; Type: FCC ID: BCGA1600



0 dB = 1.11 W/kg = 0.46 dBW/kg

Communication System: UID 0, WCDMA FDD (0); Frequency: 1712.4 MHz; Duty Cycle: 1:1
 Medium: 1800 MHz /MSL Medium parameters used (interpolated): f = 1712.4 MHz; $\sigma = 1.488$ S/m; $\epsilon_r = 52.635$; $\rho = 1000$ kg/m³

Phantom section: Flat Section

DASY4 Configuration:

- Probe: EX3DV4 - SN3994; ConvF(8.18, 8.18, 8.18); Calibrated: 07/05/2014;
- Sensor-Surface: 4mm (Mechanical Surface Detection)
- Electronics: DAE3 Sn431; Calibrated: 18/11/2013
- Phantom: ELI v5.0; Type: QDOVA002AA; Serial: TP:xxxx
- ; SEMCAD X Version 14.6.10 (7164)

Configuration/Back of EUT Facing Phantom - Low 2/Area Scan (121x101x1): Interpolated grid: dx=1.500 mm, dy=1.500 mm
 Maximum value of SAR (interpolated) = 1.11 W/kg

Configuration/Back of EUT Facing Phantom - Low 2/Zoom Scan (5x5x7) 2 2 (5x5x7)/Cube 0: Measurement grid: dx=8mm, dy=8mm, dz=5mm

Reference Value = 14.510 V/m; Power Drift = -0.08 dB

Peak SAR (extrapolated) = 2.26 W/kg

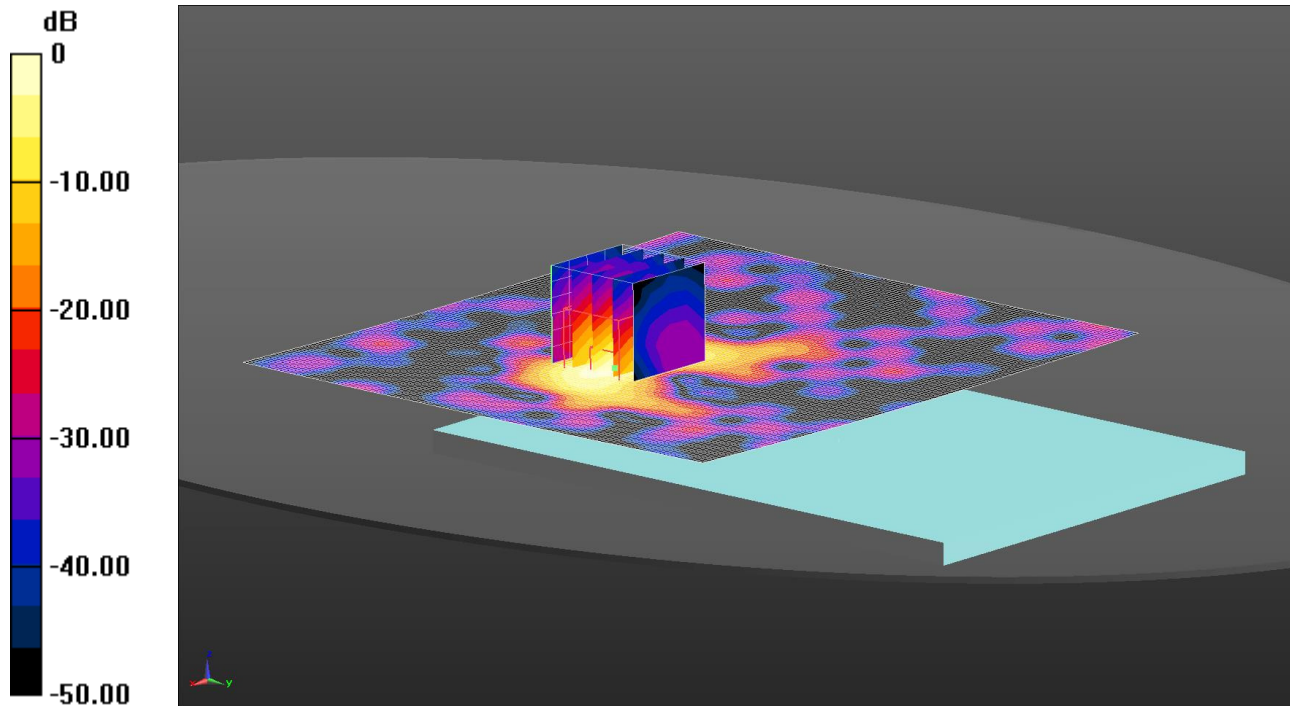
SAR(1 g) = 1.08 W/kg; SAR(10 g) = 0.478 W/kg

Maximum value of SAR (measured) = 1.11 W/kg

021: Back of EUT Facing Phantom WCDMA 4 CH1412

Date: 28/07/2014

DUT: A1600; Type: FCC ID: BCGA1600



0 dB = 1.10 W/kg = 0.43 dBW/kg

Communication System: UID 0, WCDMA FDD (0); Frequency: 1732.4 MHz; Duty Cycle: 1:1

Medium: 1800 MHz /MSL Medium parameters used (interpolated): $f = 1732.4$ MHz; $\sigma = 1.508$ S/m; $\epsilon_r = 52.559$; $\rho = 1000$ kg/m³

Phantom section: Flat Section

DASY4 Configuration:

- Probe: EX3DV4 - SN3994; ConvF(8.18, 8.18, 8.18); Calibrated: 07/05/2014;
- Sensor-Surface: 4mm (Mechanical Surface Detection)
- Electronics: DAE3 Sn431; Calibrated: 18/11/2013
- Phantom: ELI v5.0; Type: QDOVA002AA; Serial: TP:xxxx
- ; SEMCAD X Version 14.6.10 (7164)

Configuration/Back of EUT Facing Phantom - Middle/Area Scan (131x121x1): Interpolated grid: dx=1.500 mm, dy=1.500 mm

Maximum value of SAR (interpolated) = 1.10 W/kg

Configuration/Back of EUT Facing Phantom - Middle/Zoom Scan (5x5x7) 2 2 (5x5x7)/Cube 0: Measurement grid:

dx=8mm, dy=8mm, dz=5mm

Reference Value = 11.087 V/m; Power Drift = 0.16 dB

Peak SAR (extrapolated) = 1.74 W/kg

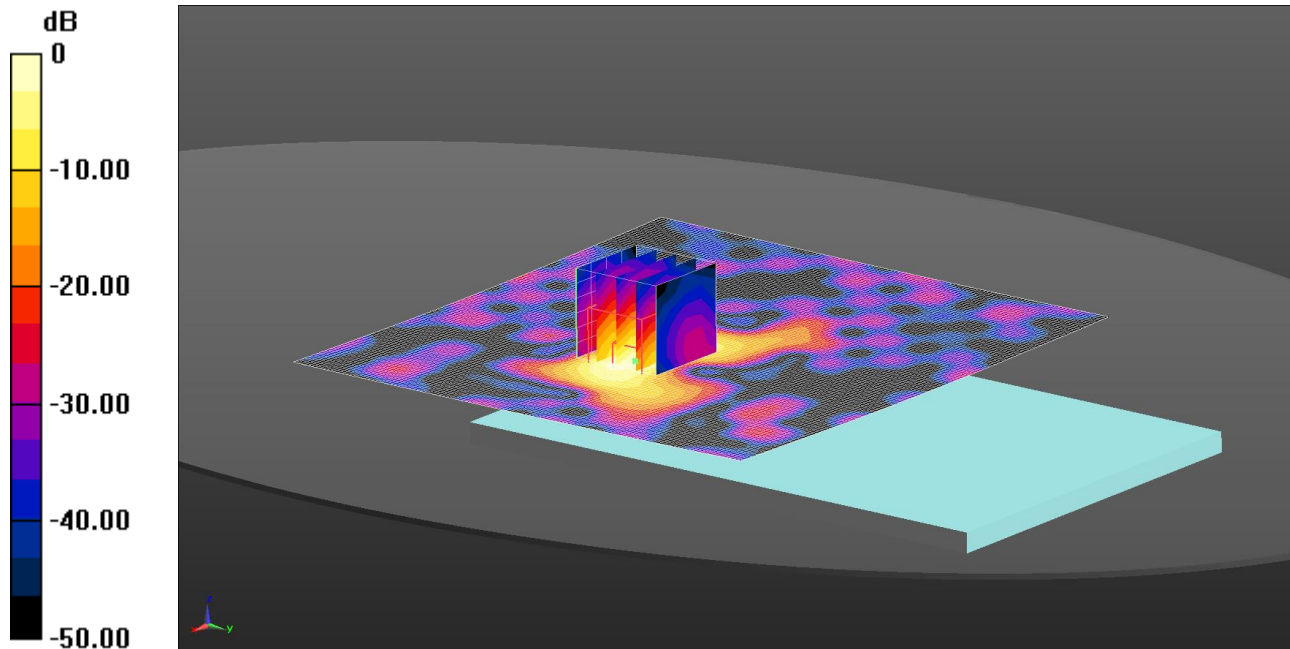
SAR(1 g) = 0.841 W/kg; SAR(10 g) = 0.381 W/kg

Maximum value of SAR (measured) = 1.02 W/kg

022: Back of EUT Facing Phantom WCDMA 4 CH1513

Date: 28/07/2014

DUT: A1600; Type: FCC ID: BCGA1600



0 dB = 1.18 W/kg = 0.71 dBW/kg

Communication System: UID 0, WCDMA FDD (0); Frequency: 1752.6 MHz; Duty Cycle: 1:1

Medium: 1800 MHz /MSL Medium parameters used (interpolated): $f = 1752.6$ MHz; $\sigma = 1.528$ S/m; $\epsilon_r = 52.482$; $\rho = 1000$ kg/m³

Phantom section: Flat Section

DASY4 Configuration:

- Probe: EX3DV4 - SN3994; ConvF(8.18, 8.18, 8.18); Calibrated: 07/05/2014;
- Sensor-Surface: 4mm (Mechanical Surface Detection)
- Electronics: DAE3 Sn431; Calibrated: 18/11/2013
- Phantom: ELI v5.0; Type: QDOVA002AA; Serial: TP:xxxx
- ; SEMCAD X Version 14.6.10 (7164)

Configuration/Back of EUT Facing Phantom - High/Area Scan (131x121x1): Interpolated grid: dx=1.500 mm, dy=1.500 mm

Maximum value of SAR (interpolated) = 1.18 W/kg

Configuration/Back of EUT Facing Phantom - High/Zoom Scan (5x5x7) 2 2 (5x5x7)/Cube 0: Measurement grid:

dx=8mm, dy=8mm, dz=5mm

Reference Value = 11.070 V/m; Power Drift = 0.16 dB

Peak SAR (extrapolated) = 1.47 W/kg

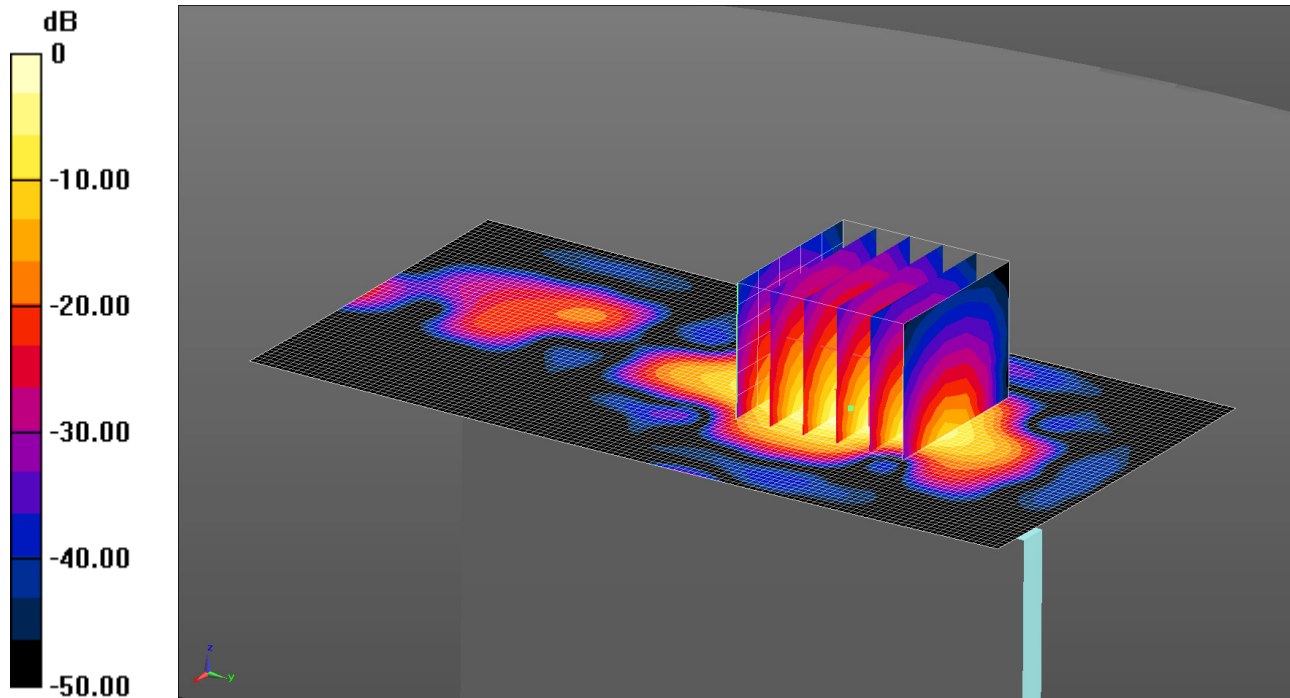
SAR(1 g) = 0.799 W/kg; SAR(10 g) = 0.368 W/kg

Maximum value of SAR (measured) = 0.971 W/kg

023: Top of EUT Facing Phantom WCDMA 4 CH1312

Date: 28/07/2014

DUT: A1600; Type: FCC ID: BCGA1600



0 dB = 1.17 W/kg = 0.69 dBW/kg

Communication System: UID 0, WCDMA FDD (0); Frequency: 1712.4 MHz; Duty Cycle: 1:1

Medium: 1800 MHz /MSL Medium parameters used (interpolated): $f = 1712.4$ MHz; $\sigma = 1.488$ S/m; $\epsilon_r = 52.635$; $\rho = 1000$ kg/m³

Phantom section: Flat Section

DASY4 Configuration:

- Probe: EX3DV4 - SN3994; ConvF(8.18, 8.18, 8.18); Calibrated: 07/05/2014;

- Sensor-Surface: 4mm (Mechanical Surface Detection)

- Electronics: DAE3 Sn431; Calibrated: 18/11/2013

- Phantom: ELI v5.0; Type: QDOVA002AA; Serial: TP:xxxx

- ; SEMCAD X Version 14.6.10 (7164)

Configuration/Top of EUT Facing Phantom - Low/Area Scan (61x121x1): Interpolated grid: dx=1.500 mm, dy=1.500 mm

Maximum value of SAR (interpolated) = 1.17 W/kg

Configuration/Top of EUT Facing Phantom - Low/Zoom Scan (5x5x7) 2 2 (6x6x7)/Cube 0: Measurement grid: dx=8mm, dy=8mm, dz=5mm

Reference Value = 11.109 V/m; Power Drift = 0.16 dB

Peak SAR (extrapolated) = 1.53 W/kg

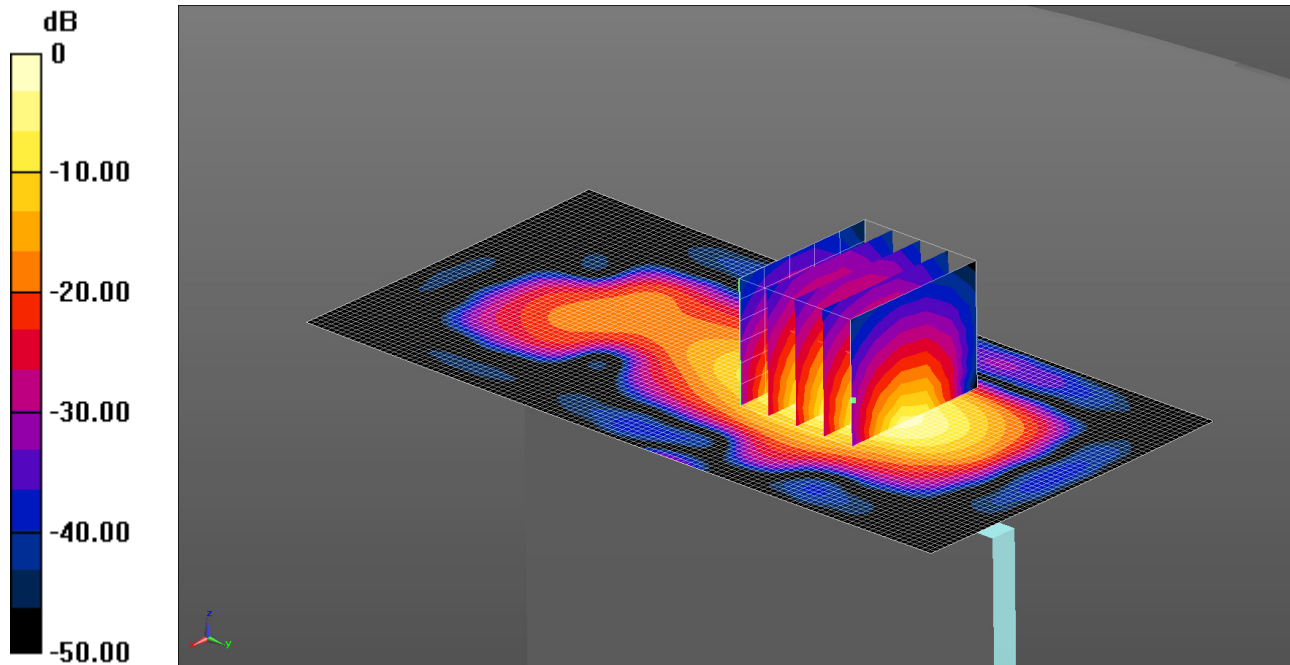
SAR(1 g) = 0.793 W/kg; SAR(10 g) = 0.383 W/kg

Maximum value of SAR (measured) = 0.879 W/kg

024: Top of EUT Facing Phantom WCDMA 4 CH1412

Date: 28/07/2014

DUT: A1600; Type: FCC ID: BCGA1600



0 dB = 0.911 W/kg = -0.41 dBW/kg

Communication System: UID 0, WCDMA FDD (0); Frequency: 1732.4 MHz; Duty Cycle: 1:1

Medium: 1800 MHz /MSL Medium parameters used (interpolated): f = 1732.4 MHz; $\sigma = 1.508$ S/m; $\epsilon_r = 52.559$; $\rho = 1000$ kg/m³

Phantom section: Flat Section

DASY4 Configuration:

- Probe: EX3DV4 - SN3994; ConvF(8.18, 8.18, 8.18); Calibrated: 07/05/2014;
- Sensor-Surface: 4mm (Mechanical Surface Detection)
- Electronics: DAE3 Sn431; Calibrated: 18/11/2013
- Phantom: ELI v5.0; Type: QDOVA002AA; Serial: TP:xxxx
- ; SEMCAD X Version 14.6.10 (7164)

Configuration/Top of EUT Facing Phantom - Low/Area Scan (61x121x1): Interpolated grid: dx=1.500 mm, dy=1.500 mm

Maximum value of SAR (interpolated) = 0.911 W/kg

Configuration/Top of EUT Facing Phantom - Low/Zoom Scan (5x5x7) 2 2 (6x5x7)/Cube 0: Measurement grid: dx=8mm, dy=8mm, dz=5mm

Reference Value = 17.899 V/m; Power Drift = 0.08 dB

Peak SAR (extrapolated) = 1.39 W/kg

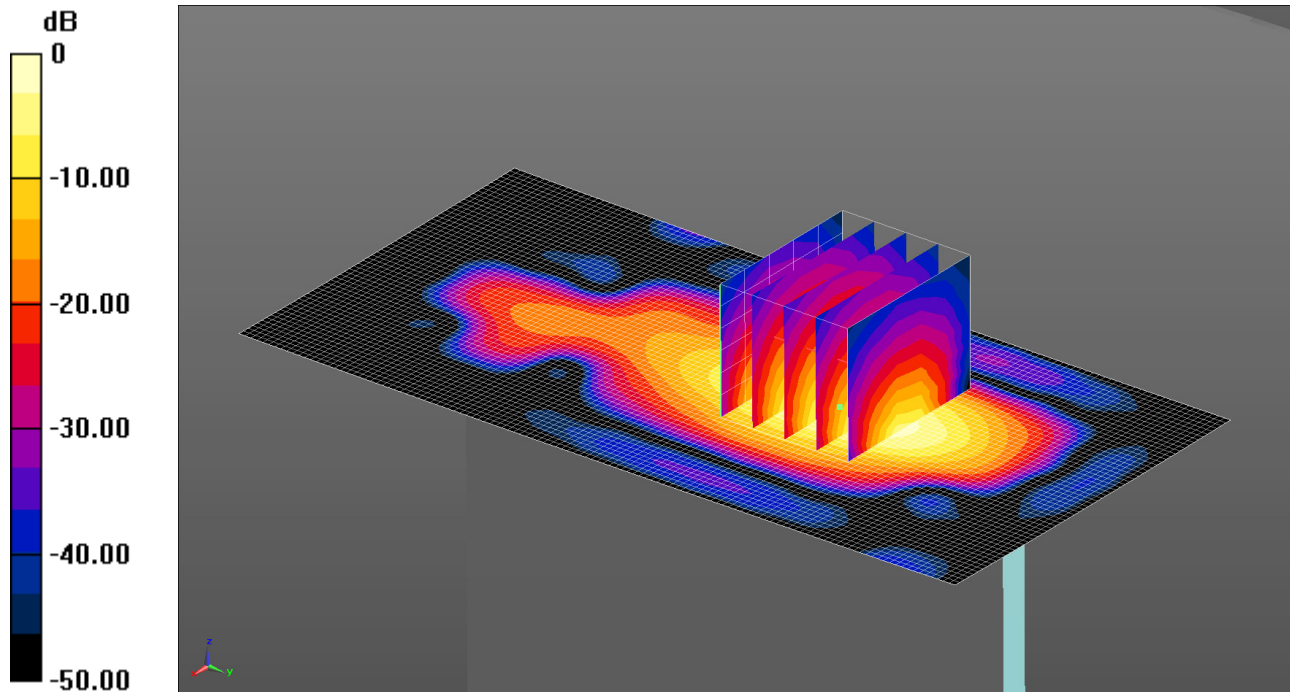
SAR(1 g) = 0.712 W/kg; SAR(10 g) = 0.339 W/kg

Maximum value of SAR (measured) = 0.791 W/kg

025: Top of EUT Facing Phantom WCDMA 4 CH1513

Date: 28/07/2014

DUT: A1600; Type: FCC ID: BCGA1600



0 dB = 0.799 W/kg = -0.98 dBW/kg

Communication System: UID 0, WCDMA FDD (0); Frequency: 1752.6 MHz; Duty Cycle: 1:1

Medium: 1800 MHz /MSL Medium parameters used (interpolated): f = 1752.6 MHz; $\sigma = 1.528$ S/m; $\epsilon_r = 52.482$; $\rho = 1000$ kg/m³

Phantom section: Flat Section

DASY4 Configuration:

- Probe: EX3DV4 - SN3994; ConvF(8.18, 8.18, 8.18); Calibrated: 07/05/2014;
- Sensor-Surface: 4mm (Mechanical Surface Detection)
- Electronics: DAE3 Sn431; Calibrated: 18/11/2013
- Phantom: ELI v5.0; Type: QDOVA002AA; Serial: TP:xxxx
- ; SEMCAD X Version 14.6.10 (7164)

Configuration/Top of EUT Facing Phantom - Low/Area Scan (61x121x1): Interpolated grid: dx=1.500 mm, dy=1.500 mm

Maximum value of SAR (interpolated) = 0.799 W/kg

Configuration/Top of EUT Facing Phantom - Low/Zoom Scan (5x5x7) 2 2 (6x5x7)/Cube 0: Measurement grid: dx=8mm, dy=8mm, dz=5mm

Reference Value = 19.452 V/m; Power Drift = -0.02 dB

Peak SAR (extrapolated) = 1.18 W/kg

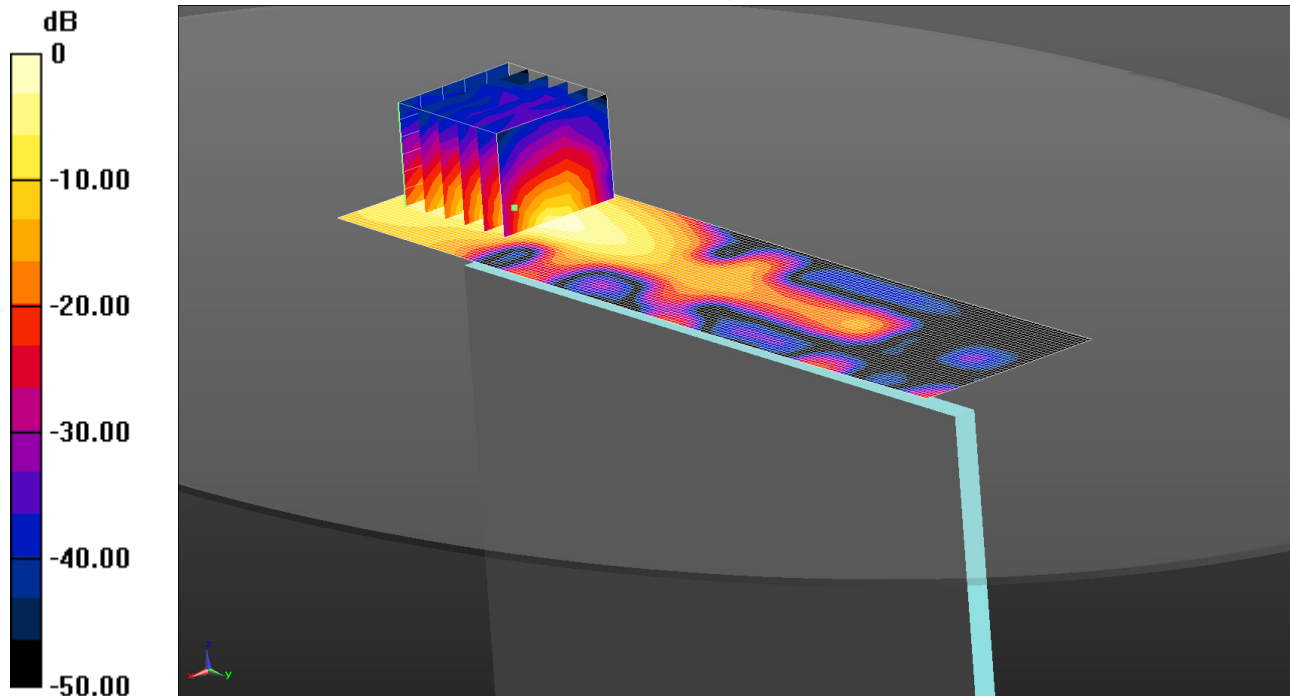
SAR(1 g) = 0.606 W/kg; SAR(10 g) = 0.288 W/kg

Maximum value of SAR (measured) = 0.662 W/kg

026: Right Edge of EUT Facing Phantom WCDMA 4 CH1412

Date: 29/7/2014

DUT: A1600; Type: FCC ID: BCGA1600



0 dB = 0.132 W/kg = -8.79 dBW/kg

Communication System: UID 0, WCDMA FDD (0); Frequency: 1712.4 MHz; Duty Cycle: 1:1
 Medium: 1800 MHz /MSL Medium parameters used (interpolated): f = 1712.4 MHz; $\sigma = 1.488$ S/m; $\epsilon_r = 52.635$; $\rho = 1000$ kg/m³

Phantom section: Flat Section

DASY4 Configuration:

- Probe: EX3DV4 - SN3994; ConvF(8.18, 8.18, 8.18); Calibrated: 7/5/2014;
- Sensor-Surface: 4mm (Mechanical Surface Detection)
- Electronics: DAE3 Sn431; Calibrated: 18/11/2013
- Phantom: ELI v5.0; Type: QDOVA002AA; Serial: TP:xxxx
- ; SEMCAD X Version 14.6.10 (7331)

Configuration/Right of EUT Facing Phantom - Low 2/Area Scan (41x161x1): Interpolated grid: dx=1.500 mm, dy=1.500 mm
 Maximum value of SAR (interpolated) = 0.132 W/kg

Configuration/Right of EUT Facing Phantom - Low 2/Zoom Scan (5x5x7) (6x6x7)/Cube 0: Measurement grid: dx=8mm, dy=8mm, dz=5mm

Reference Value = 8.877 V/m; Power Drift = 0.03 dB

Peak SAR (extrapolated) = 0.254 W/kg

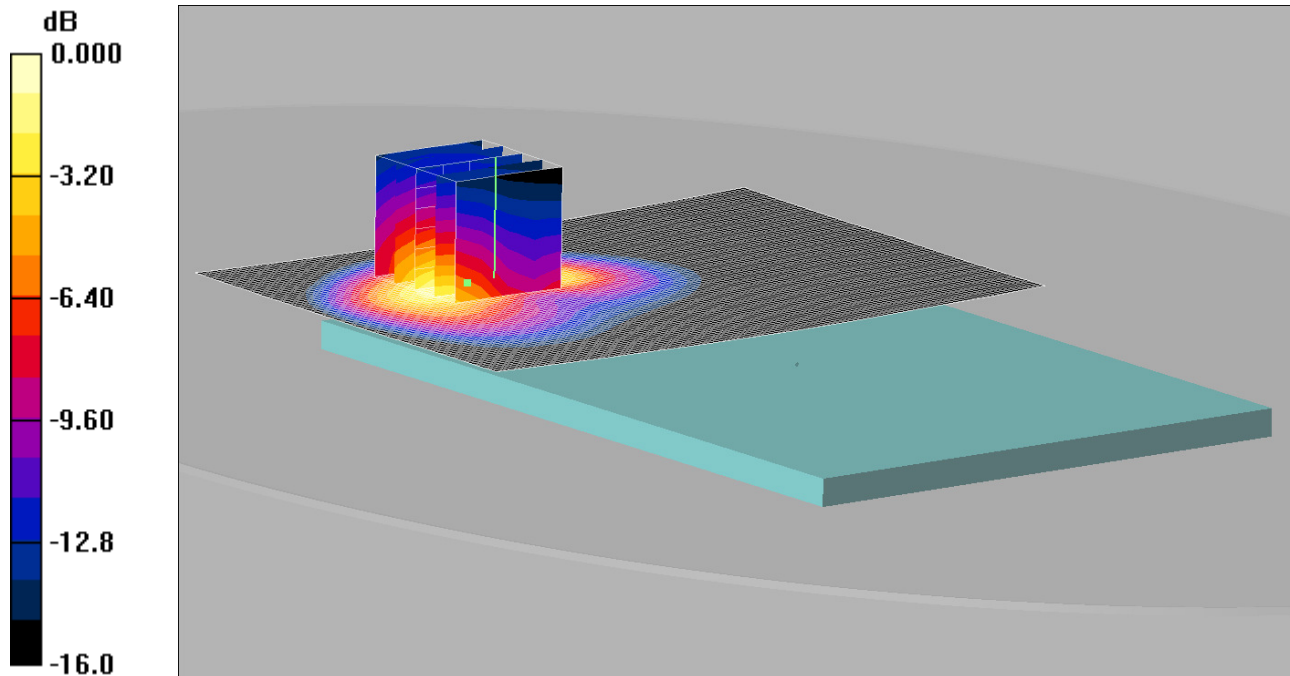
SAR(1 g) = 0.124 W/kg; SAR(10 g) = 0.062 W/kg

Maximum value of SAR (measured) = 0.137 W/kg

027: Back of EUT Facing Phantom WCDMA FDD 5 CH4183

Date: 30/07/2014

DUT: A1600; Type: FCC ID: BCGA1600



0 dB = 1.37mW/g

Communication System: WCDMA-FDD 5; Frequency: 836.6 MHz;Duty Cycle: 1:1

Medium: 900 MHz MSL Medium parameters used (interpolated): f = 836.6 MHz; σ = 0.98 mho/m; ϵ_r = 53.7; ρ = 1000 kg/m³

Phantom section: Flat Section

DASY4 Configuration:

- Probe: ET3DV6 - SN1586; ConvF(6.22, 6.22, 6.22);
- Sensor-Surface: 4mm (Mechanical Surface Detection)
- Electronics: DAE3 Sn450; Calibrated: 31/10/2013
- Phantom: ELI v5.0; Type: QDOVA002AA; Serial: TP:xxxx
- Measurement SW: DASY4, V4.7 Build 80; Postprocessing SW: SEMCAD, V1.8 Build 186

Back of EUT Facing Phantom - Middle/Area Scan (111x81x1): Measurement grid: dx=15mm, dy=15mm

Maximum value of SAR (interpolated) = 1.07 mW/g

Back of EUT Facing Phantom - Middle/Zoom Scan (5x5x7) (5x5x7)/Cube 0: Measurement grid: dx=8mm, dy=8mm, dz=5mm

Reference Value = 26.9 V/m; Power Drift = 0.032 dB

Peak SAR (extrapolated) = 2.26 W/kg

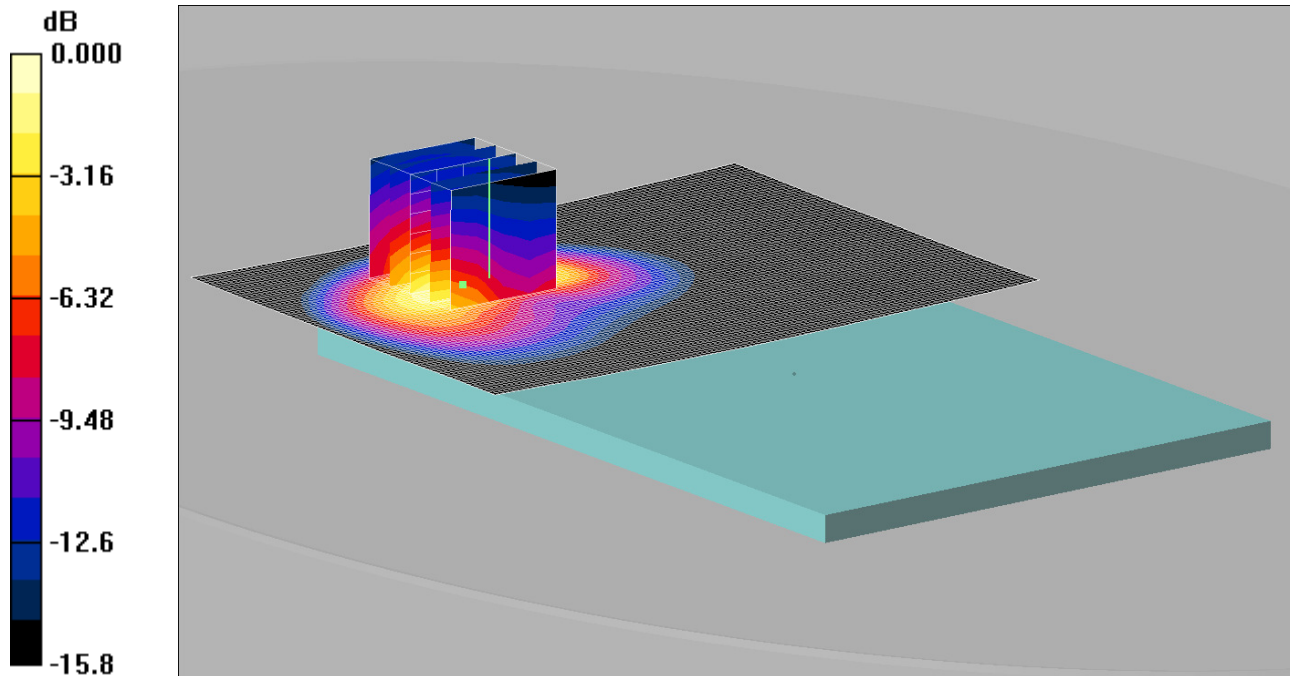
SAR(1 g) = 1.12 mW/g; SAR(10 g) = 0.563 mW/g

Maximum value of SAR (measured) = 1.37 mW/g

028: Back of EUT Facing Phantom WCDMA FDD 5 CH4132

Date: 30/07/2014

DUT: A1600; Type: FCC ID: BCGA1600



0 dB = 1.34mW/g

Communication System: WCDMA-FDD 5; Frequency: 826.4 MHz;Duty Cycle: 1:1

Medium: 900 MHz MSL Medium parameters used (interpolated): f = 826.4 MHz; $\sigma = 0.973$ mho/m; $\epsilon_r = 53.8$; $\rho = 1000$ kg/m³

Phantom section: Flat Section

DASY4 Configuration:

- Probe: ET3DV6 - SN1586; ConvF(6.22, 6.22, 6.22);
- Sensor-Surface: 4mm (Mechanical Surface Detection)
- Electronics: DAE3 Sn450; Calibrated: 31/10/2013
- Phantom: ELI v5.0; Type: QDOVA002AA; Serial: TP:xxxx
- Measurement SW: DASY4, V4.7 Build 80; Postprocessing SW: SEMCAD, V1.8 Build 186

Back of EUT Facing Phantom - Low/Area Scan (111x81x1): Measurement grid: dx=15mm, dy=15mm

Maximum value of SAR (interpolated) = 1.07 mW/g

Back of EUT Facing Phantom - Low/Zoom Scan (5x5x7) (5x5x7)/Cube 0: Measurement grid: dx=8mm, dy=8mm, dz=5mm

Reference Value = 26.9 V/m; Power Drift = -0.007 dB

Peak SAR (extrapolated) = 2.24 W/kg

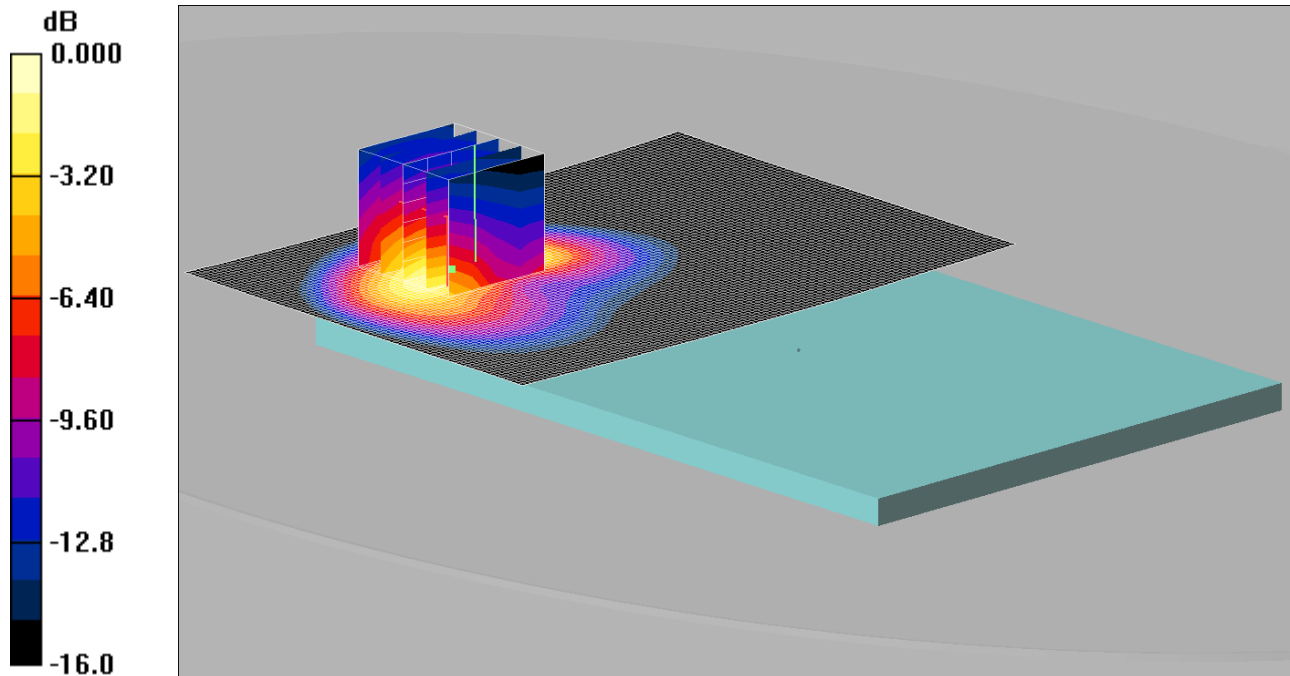
SAR(1 g) = 1.1 mW/g; SAR(10 g) = 0.556 mW/g

Maximum value of SAR (measured) = 1.34 mW/g

029: Back of EUT Facing Phantom WCDMA FDD 5 CH4233

Date: 30/07/2014

DUT: A1600; Type: FCC ID: BCGA1600



0 dB = 1.34mW/g

Communication System: WCDMA-FDD 5; Frequency: 846.6 MHz;Duty Cycle: 1:1

Medium: 900 MHz MSL Medium parameters used (interpolated): f = 846.6 MHz; σ = 0.987 mho/m; ϵ_r = 53.7; ρ = 1000 kg/m³

Phantom section: Flat Section

DASY4 Configuration:

- Probe: ET3DV6 - SN1586; ConvF(6.22, 6.22, 6.22);
- Sensor-Surface: 4mm (Mechanical Surface Detection)
- Electronics: DAE3 Sn450; Calibrated: 31/10/2013
- Phantom: ELI v5.0; Type: QDOVA002AA; Serial: TP:xxxx
- Measurement SW: DASY4, V4.7 Build 80; Postprocessing SW: SEMCAD, V1.8 Build 186

Back of EUT Facing Phantom - High/Area Scan (111x81x1): Measurement grid: dx=15mm, dy=15mm

Maximum value of SAR (interpolated) = 1.07 mW/g

Back of EUT Facing Phantom - High/Zoom Scan (5x5x7) (5x5x7)/Cube 0: Measurement grid: dx=8mm, dy=8mm, dz=5mm

Reference Value = 26.8 V/m; Power Drift = 0.014 dB

Peak SAR (extrapolated) = 2.17 W/kg

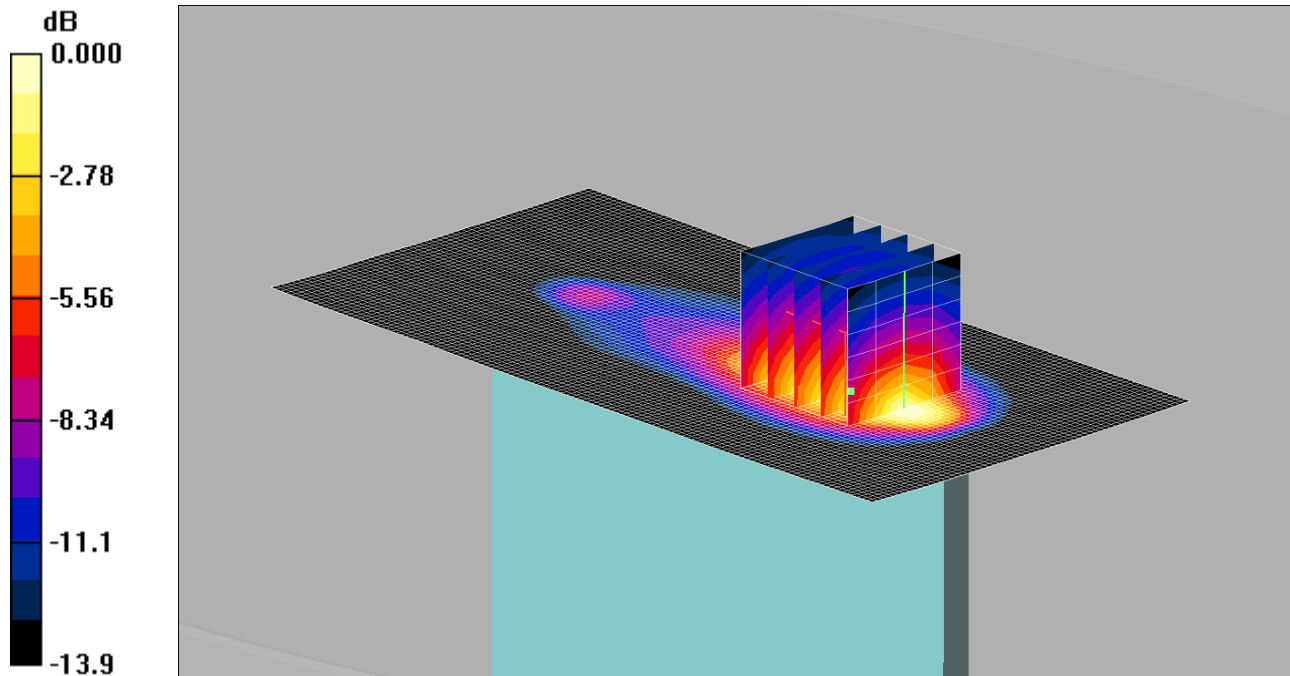
SAR(1 g) = 1.11 mW/g; SAR(10 g) = 0.563 mW/g

Maximum value of SAR (measured) = 1.34 mW/g

030: Top of EUT Facing Phantom WCDMA FDD 5 CH4183

Date: 22/07/2014

DUT: A1600; Type: FCC ID: BCGA1600



0 dB = 1.16mW/g

Communication System: WCDMA-FDD 5; Frequency: 836.6 MHz;Duty Cycle: 1:1

Medium: 900 MHz MSL Medium parameters used (interpolated): f = 836.6 MHz; σ = 0.982 mho/m; ϵ_r = 56.6; ρ = 1000 kg/m³

Phantom section: Flat Section

DASY4 Configuration:

- Probe: ET3DV6 - SN1586; ConvF(6.22, 6.22, 6.22);
- Sensor-Surface: 4mm (Mechanical Surface Detection)
- Electronics: DAE3 Sn450; Calibrated: 31/10/2013
- Phantom: ELI v5.0; Type: QDOVA002AA; Serial: TP:xxxx
- Measurement SW: DASY4, V4.7 Build 80; Postprocessing SW: SEMCAD, V1.8 Build 186

Top of EUT Facing Phantom - Middle/Area Scan (61x121x1): Measurement grid: dx=15mm, dy=15mm

Maximum value of SAR (interpolated) = 1.22 mW/g

Top of EUT Facing Phantom - Middle/Zoom Scan (5x5x7) (5x5x7)/Cube 0: Measurement grid: dx=8mm, dy=8mm, dz=5mm

Reference Value = 17.7 V/m; Power Drift = 0.133 dB

Peak SAR (extrapolated) = 1.95 W/kg

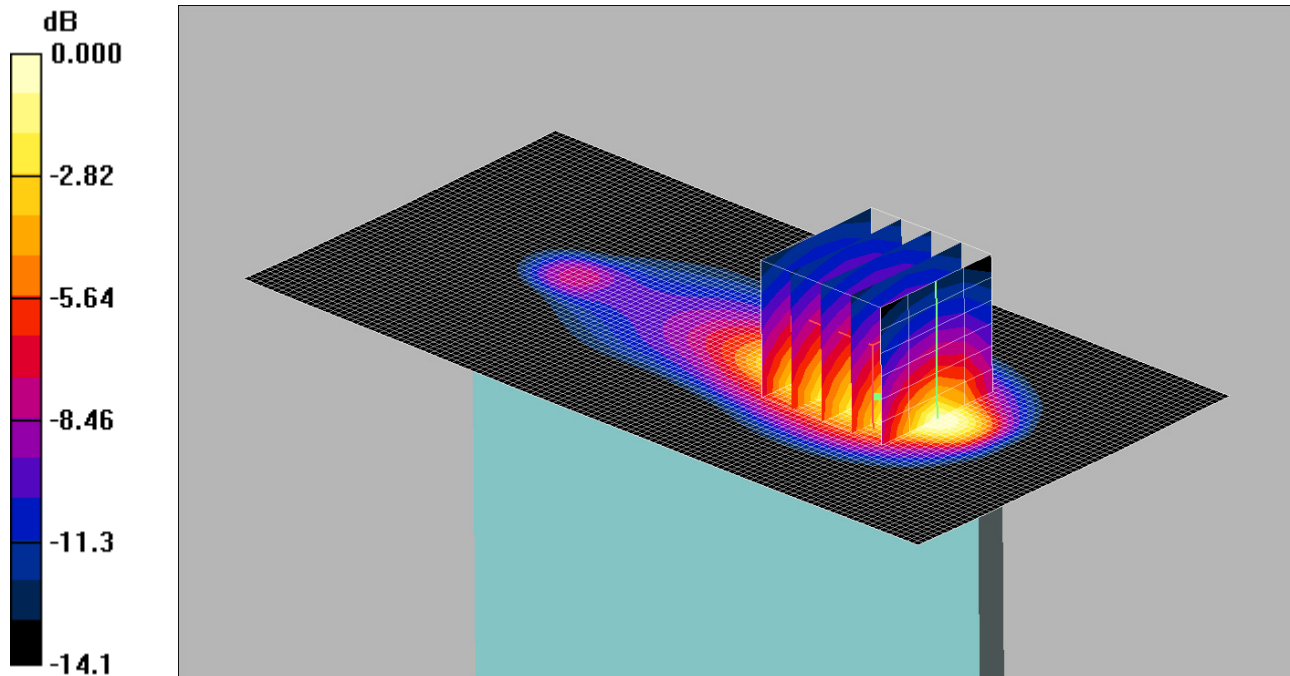
SAR(1 g) = 0.996 mW/g; SAR(10 g) = 0.555 mW/g

Maximum value of SAR (measured) = 1.16 mW/g

031: Top of EUT Facing Phantom WCDMA FDD 5 CH4132

Date: 22/07/2014

DUT: A1600; Type: FCC ID: BCGA1600



0 dB = 1.22mW/g

Communication System: WCDMA-FDD 5; Frequency: 826.4 MHz; Duty Cycle: 1:1

Medium: 900 MHz MSL Medium parameters used (interpolated): $f = 826.4$ MHz; $\sigma = 0.975$ mho/m; $\epsilon_r = 56.6$; $\rho = 1000$ kg/m³

Phantom section: Flat Section

DASY4 Configuration:

- Probe: ET3DV6 - SN1586; ConvF(6.22, 6.22, 6.22);
- Sensor-Surface: 4mm (Mechanical Surface Detection)
- Electronics: DAE3 Sn450; Calibrated: 31/10/2013
- Phantom: ELI v5.0; Type: QDOVA002AA; Serial: TP:xxxx
- Measurement SW: DASY4, V4.7 Build 80; Postprocessing SW: SEMCAD, V1.8 Build 186

Top of EUT Facing Phantom - Middle/Area Scan (61x121x1): Measurement grid: dx=15mm, dy=15mm

Maximum value of SAR (interpolated) = 1.24 mW/g

Top of EUT Facing Phantom - Middle/Zoom Scan (5x5x7) (5x5x7)/Cube 0: Measurement grid: dx=8mm, dy=8mm, dz=5mm

Reference Value = 18.6 V/m; Power Drift = 0.016 dB

Peak SAR (extrapolated) = 2.16 W/kg

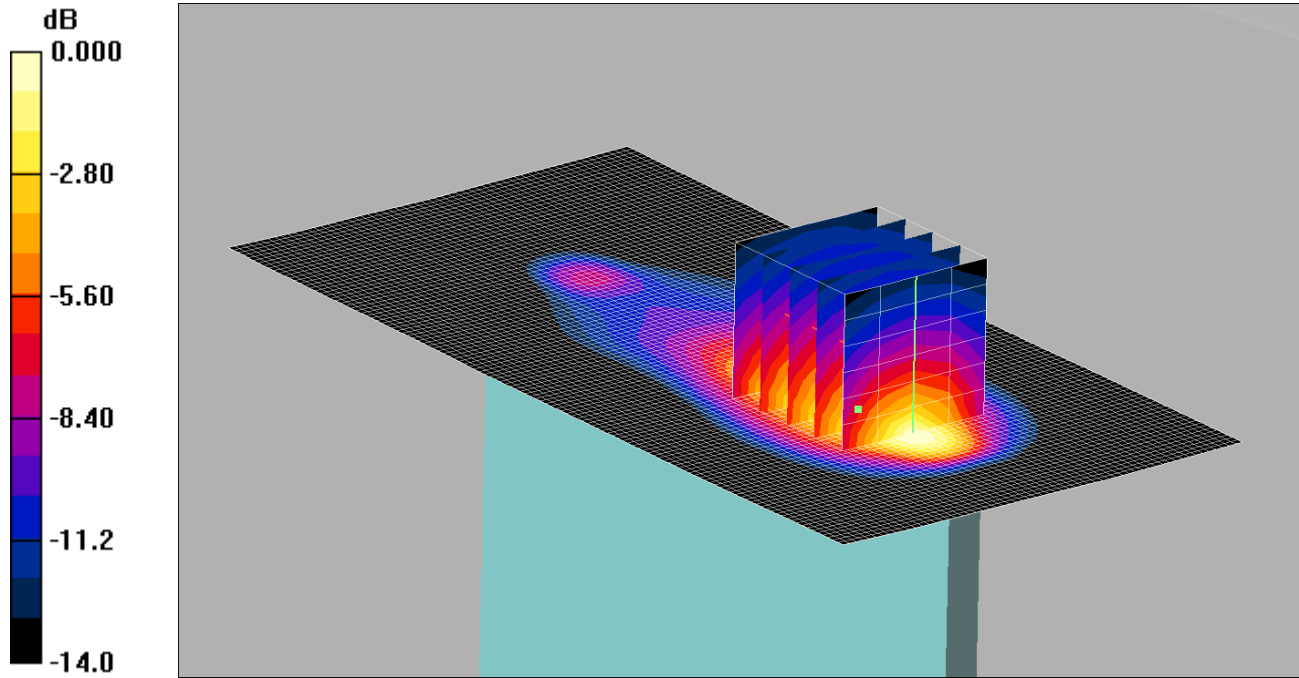
SAR(1 g) = 1.02 mW/g; SAR(10 g) = 0.567 mW/g

Maximum value of SAR (measured) = 1.22 mW/g

032: Top of EUT Facing Phantom WCDMA FDD 5 CH4233

Date: 22/07/2014

DUT: A1600; Type: FCC ID: BCGA1600



0 dB = 1.11mW/g

Communication System: WCDMA-FDD 5; Frequency: 846.6 MHz; Duty Cycle: 1:1

Medium: 900 MHz MSL Medium parameters used (interpolated): $f = 846.6$ MHz; $\sigma = 0.988$ mho/m; $\epsilon_r = 56.6$; $\rho = 1000$ kg/m³

Phantom section: Flat Section

DASY4 Configuration:

- Probe: ET3DV6 - SN1586; ConvF(6.22, 6.22, 6.22);
- Sensor-Surface: 4mm (Mechanical Surface Detection)
- Electronics: DAE3 Sn450; Calibrated: 31/10/2013
- Phantom: ELI v5.0; Type: QDOVA002AA; Serial: TP:xxxx
- Measurement SW: DASY4, V4.7 Build 80; Postprocessing SW: SEMCAD, V1.8 Build 186

Top of EUT Facing Phantom - High/Area Scan (61x121x1): Measurement grid: dx=15mm, dy=15mm

Maximum value of SAR (interpolated) = 1.14 mW/g

Top of EUT Facing Phantom - High/Zoom Scan (5x5x7) (5x5x7)/Cube 0: Measurement grid: dx=8mm, dy=8mm, dz=5mm

Reference Value = 17.5 V/m; Power Drift = 0.062 dB

Peak SAR (extrapolated) = 1.85 W/kg

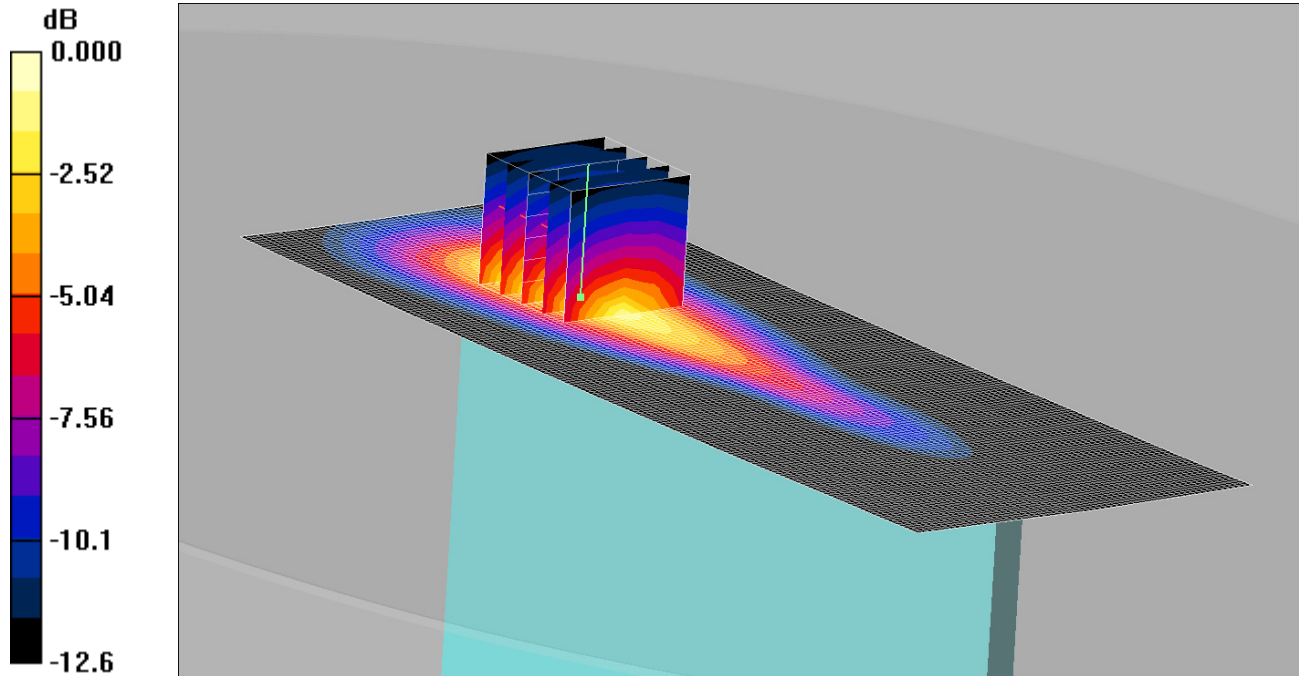
SAR(1 g) = 0.941 mW/g; SAR(10 g) = 0.523 mW/g

Maximum value of SAR (measured) = 1.11 mW/g

033: Right Side of EUT Facing Phantom WCDMA FDD 5 CH4183

Date: 22/07/2014

DUT: A1600; Type: FCC ID: BCGA1600



0 dB = 0.200mW/g

Communication System: WCDMA-FDD 5; Frequency: 836.6 MHz; Duty Cycle: 1:1

Medium: 900 MHz MSL Medium parameters used (interpolated): $f = 836.6$ MHz; $\sigma = 0.982$ mho/m; $\epsilon_r = 56.6$; $\rho = 1000$ kg/m³

Phantom section: Flat Section

DASY4 Configuration:

- Probe: ET3DV6 - SN1586; ConvF(6.22, 6.22, 6.22);
- Sensor-Surface: 4mm (Mechanical Surface Detection)
- Electronics: DAE3 Sn450; Calibrated: 31/10/2013
- Phantom: ELI v5.0; Type: QDOVA002AA; Serial: TP:xxxx
- Measurement SW: DASY4, V4.7 Build 80; Postprocessing SW: SEMCAD, V1.8 Build 186

Right of EUT Facing Phantom -Middle/Area Scan (61x171x1): Measurement grid: dx=15mm, dy=15mm

Maximum value of SAR (interpolated) = 0.179 mW/g

Right of EUT Facing Phantom -Middle/Zoom Scan (5x5x7) (5x5x7)/Cube 0: Measurement grid: dx=8mm, dy=8mm, dz=5mm

Reference Value = 8.11 V/m; Power Drift = 0.020 dB

Peak SAR (extrapolated) = 0.332 W/kg

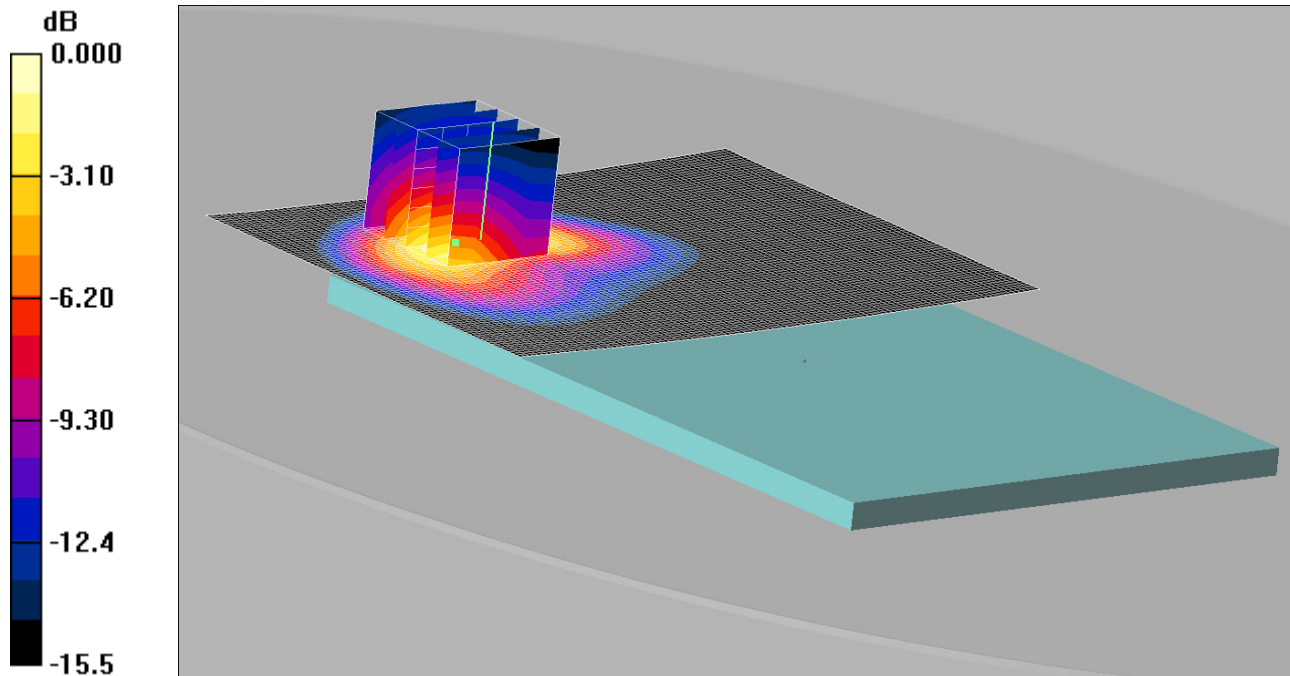
SAR(1 g) = 0.169 mW/g; SAR(10 g) = 0.092 mW/g

Maximum value of SAR (measured) = 0.200 mW/g

034: Back of EUT Facing Phantom CDMA BC0 RC3 S032 CH384

Date: 31/07/2014

DUT: A1600; Type: FCC ID: BCGA1600



0 dB = 1.35mW/g

Communication System: CDMA 2000 BC0 US; Frequency: 836.52 MHz; Duty Cycle: 1:1

Medium: 900 MHz MSL Medium parameters used (interpolated): f = 836.52 MHz; $\sigma = 0.971$ mho/m; $\epsilon_r = 54.8$; $\rho = 1000$ kg/m³

Phantom section: Flat Section

DASY4 Configuration:

- Probe: ET3DV6 - SN1586; ConvF(6.22, 6.22, 6.22);
- Sensor-Surface: 4mm (Mechanical Surface Detection)
- Electronics: DAE3 Sn450; Calibrated: 31/10/2013
- Phantom: ELI v5.0; Type: QDOVA002AA; Serial: TP:xxxx
- Measurement SW: DASY4, V4.7 Build 80; Postprocessing SW: SEMCAD, V1.8 Build 186

Back of EUT Facing Phantom - Middle/Area Scan (111x81x1): Measurement grid: dx=15mm, dy=15mm

Maximum value of SAR (interpolated) = 1.03 mW/g

Back of EUT Facing Phantom - Middle/Zoom Scan (5x5x7) (5x5x7)/Cube 0: Measurement grid: dx=8mm, dy=8mm, dz=5mm

Reference Value = 27.9 V/m; Power Drift = -0.084 dB

Peak SAR (extrapolated) = 2.29 W/kg

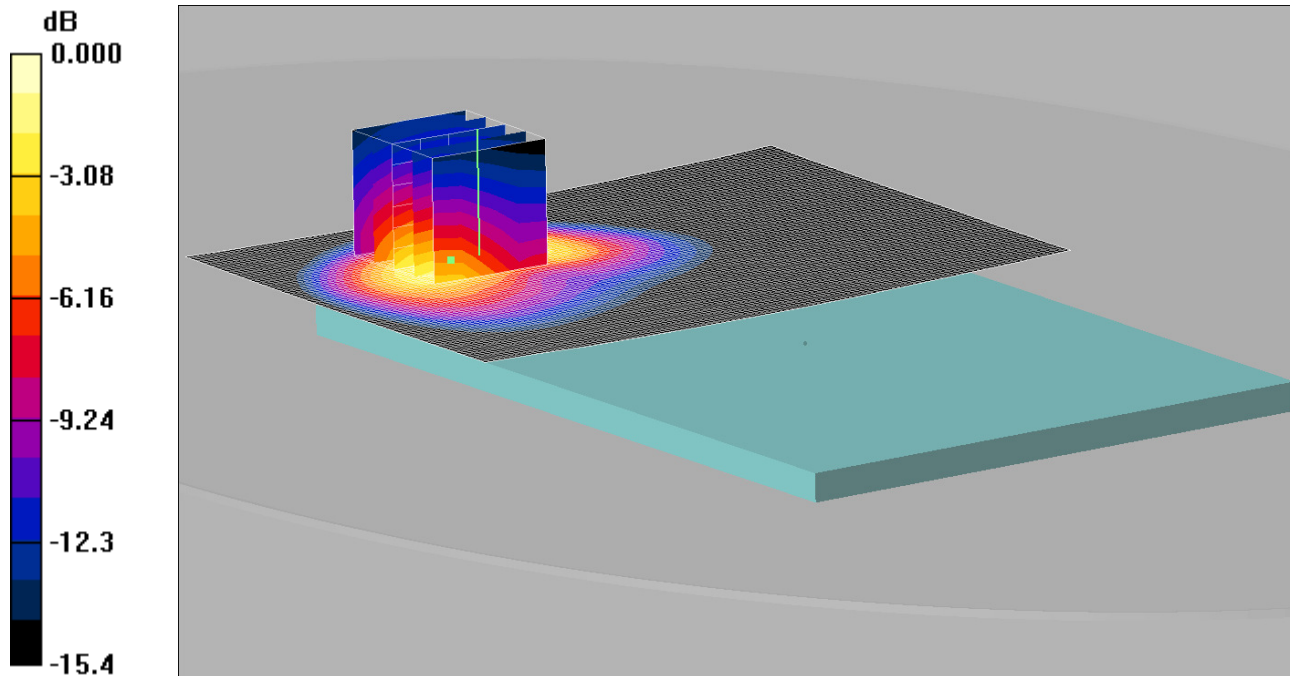
SAR(1 g) = 1.12 mW/g; SAR(10 g) = 0.573 mW/g

Maximum value of SAR (measured) = 1.35 mW/g

035: Back of EUT Facing Phantom CDMA BC0 RC3 S032 CH1013

Date: 31/07/2014

DUT: A1600; Type: FCC ID: BCGA1600



0 dB = 1.30mW/g

Communication System: CDMA 2000 BC0 US; Frequency: 824.7 MHz; Duty Cycle: 1:1

Medium: 900 MHz MSL Medium parameters used (interpolated): f = 824.7 MHz; $\sigma = 0.963$ mho/m; $\epsilon_r = 54.8$; $\rho = 1000$ kg/m³

Phantom section: Flat Section

DASY4 Configuration:

- Probe: ET3DV6 - SN1586; ConvF(6.22, 6.22, 6.22);
- Sensor-Surface: 4mm (Mechanical Surface Detection)
- Electronics: DAE3 Sn450; Calibrated: 31/10/2013
- Phantom: ELI v5.0; Type: QDOVA002AA; Serial: TP:xxxx
- Measurement SW: DASY4, V4.7 Build 80; Postprocessing SW: SEMCAD, V1.8 Build 186

Back of EUT Facing Phantom - Low/Area Scan (111x81x1): Measurement grid: dx=15mm, dy=15mm

Maximum value of SAR (interpolated) = 0.966 mW/g

Back of EUT Facing Phantom - Low/Zoom Scan (5x5x7) (5x5x7)/Cube 0: Measurement grid: dx=8mm, dy=8mm, dz=5mm

Reference Value = 27.6 V/m; Power Drift = -0.129 dB

Peak SAR (extrapolated) = 2.29 W/kg

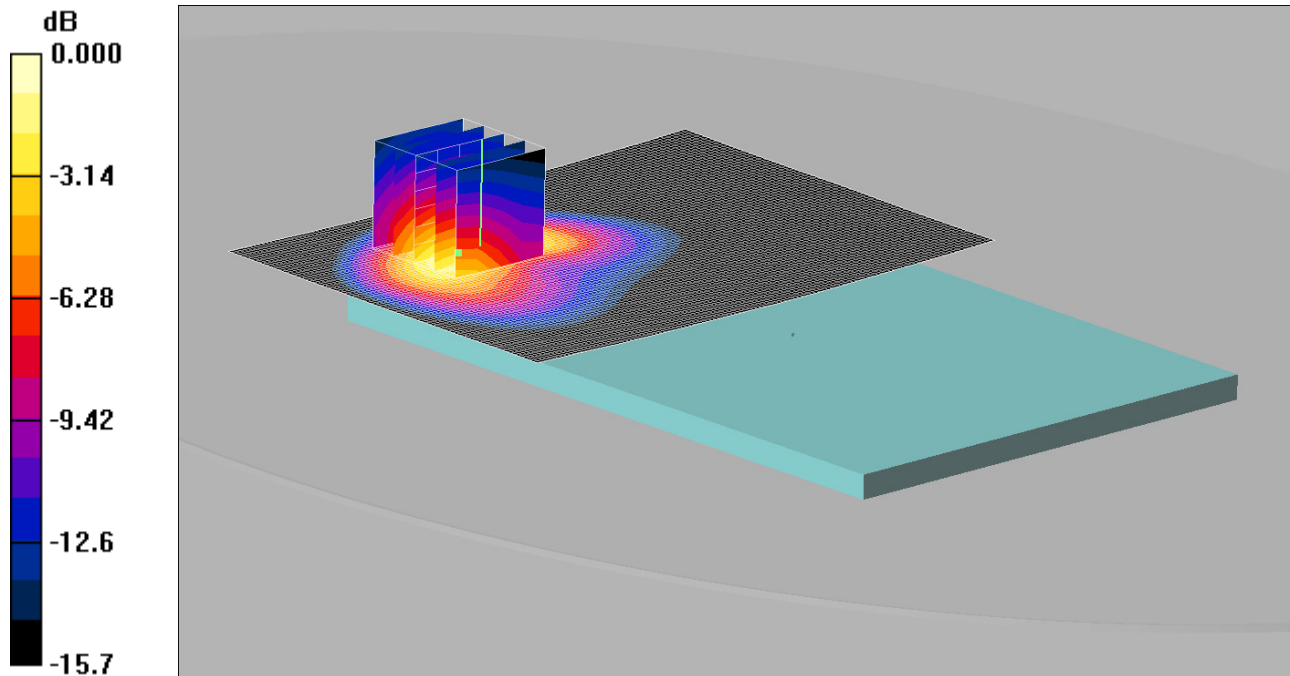
SAR(1 g) = 1.08 mW/g; SAR(10 g) = 0.554 mW/g

Maximum value of SAR (measured) = 1.30 mW/g

036: Back of EUT Facing Phantom CDMA BC0 RC3 S032 CH777

Date: 31/07/2014

DUT: A1600; Type: FCC ID: BCGA1600



0 dB = 1.36mW/g

Communication System: CDMA 2000 BC0 US; Frequency: 848.31 MHz; Duty Cycle: 1:1

Medium: 900 MHz MSL Medium parameters used (interpolated): f = 848.31 MHz; $\sigma = 0.979$ mho/m; $\epsilon_r = 54.7$; $\rho = 1000$ kg/m³

Phantom section: Flat Section

DASY4 Configuration:

- Probe: ET3DV6 - SN1586; ConvF(6.22, 6.22, 6.22);
- Sensor-Surface: 4mm (Mechanical Surface Detection)
- Electronics: DAE3 Sn450; Calibrated: 31/10/2013
- Phantom: ELI v5.0; Type: QDOVA002AA; Serial: TP:xxxx
- Measurement SW: DASY4, V4.7 Build 80; Postprocessing SW: SEMCAD, V1.8 Build 186

Back of EUT Facing Phantom - High/Area Scan (111x81x1): Measurement grid: dx=15mm, dy=15mm

Maximum value of SAR (interpolated) = 1.05 mW/g

Back of EUT Facing Phantom - High/Zoom Scan (5x5x7) (5x5x7)/Cube 0: Measurement grid: dx=8mm, dy=8mm, dz=5mm

Reference Value = 28.1 V/m; Power Drift = -0.063 dB

Peak SAR (extrapolated) = 2.32 W/kg

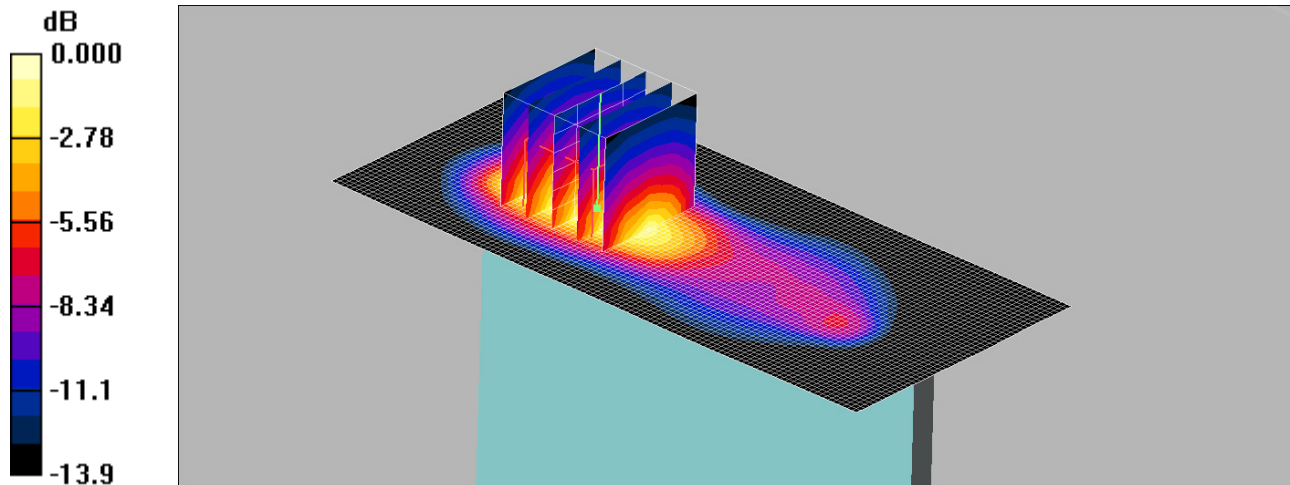
SAR(1 g) = 1.13 mW/g; SAR(10 g) = 0.580 mW/g

Maximum value of SAR (measured) = 1.36 mW/g

037: Top of EUT Facing Phantom CDMA BC 0 RC3 S032 CH384

Date: 25/07/2014

DUT: A1600; Type: FCC ID: BCGA1600



0 dB = 1.11mW/g

Communication System: CDMA 2000 BC0 US; Frequency: 836.52 MHz; Duty Cycle: 1:1

Medium: 750 MHz MSL Medium parameters used (interpolated): $f = 836.52 \text{ MHz}$; $\sigma = 0.992 \text{ mho/m}$; $\epsilon_r = 54.2$; $\rho = 1000 \text{ kg/m}^3$

Phantom section: Flat Section

DASY4 Configuration:

- Probe: ET3DV6 - SN1586; ConvF(6.22, 6.22, 6.22);
- Sensor-Surface: 4mm (Mechanical Surface Detection)
- Electronics: DAE3 Sn450; Calibrated: 31/10/2013
- Phantom: ELI v5.0; Type: QDOVA002AA; Serial: TP:xxxx
- Measurement SW: DASY4, V4.7 Build 80; Postprocessing SW: SEMCAD, V1.8 Build 186

Top of EUT Facing Phantom - Middle/Area Scan (51x111x1): Measurement grid: dx=15mm, dy=15mm

Maximum value of SAR (interpolated) = 1.11 mW/g

Top of EUT Facing Phantom - Middle/Zoom Scan (5x5x7) (5x5x7)/Cube 0: Measurement grid: dx=8mm, dy=8mm, dz=5mm

Reference Value = 18.1 V/m; Power Drift = 0.105 dB

Peak SAR (extrapolated) = 1.71 W/kg

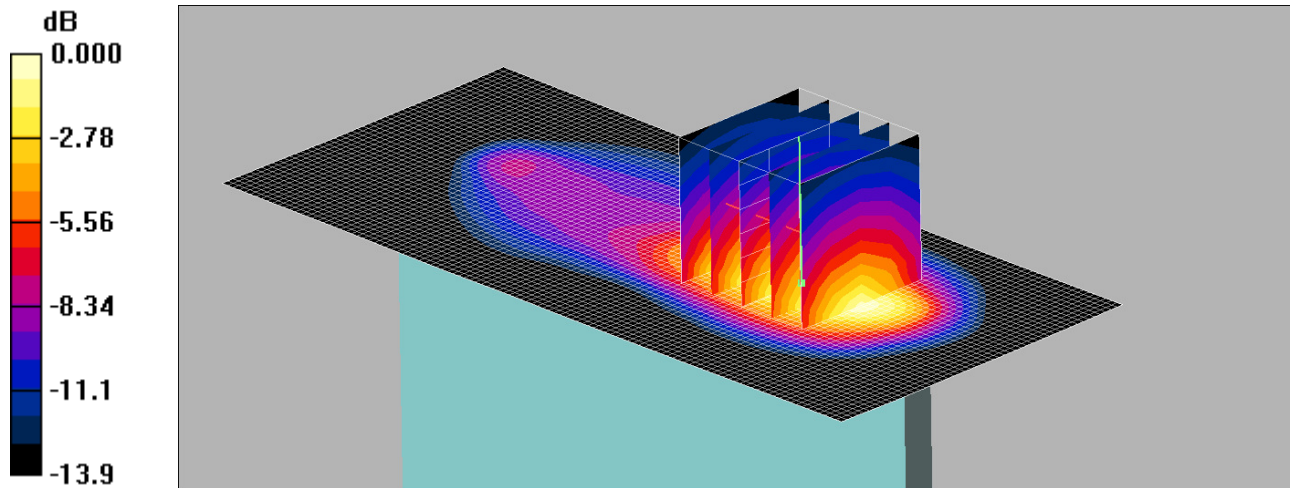
SAR(1 g) = 0.962 mW/g; SAR(10 g) = 0.534 mW/g

Maximum value of SAR (measured) = 1.11 mW/g

038: Top of EUT Facing Phantom CDMA BC 0 RC3 S032 CH1013

Date: 25/07/2014

DUT: A1600; Type: FCC ID: BCGA1600



0 dB = 1.07mW/g

Communication System: CDMA 2000 BC0 US; Frequency: 824.7 MHz; Duty Cycle: 1:1

Medium: 750 MHz MSL Medium parameters used (interpolated): $f = 824.7$ MHz; $\sigma = 0.984$ mho/m; $\epsilon_r = 54.2$; $\rho = 1000$ kg/m³

Phantom section: Flat Section

DASY4 Configuration:

- Probe: ET3DV6 - SN1586; ConvF(6.22, 6.22, 6.22);
- Sensor-Surface: 4mm (Mechanical Surface Detection)
- Electronics: DAE3 Sn450; Calibrated: 31/10/2013
- Phantom: ELI v5.0; Type: QDOVA002AA; Serial: TP:xxxx
- Measurement SW: DASY4, V4.7 Build 80; Postprocessing SW: SEMCAD, V1.8 Build 186

Top of EUT Facing Phantom - Low/Area Scan (51x111x1): Measurement grid: dx=15mm, dy=15mm

Maximum value of SAR (interpolated) = 1.02 mW/g

Top of EUT Facing Phantom - Low/Zoom Scan (5x5x7) (5x5x7)/Cube 0: Measurement grid: dx=8mm, dy=8mm, dz=5mm

Reference Value = 17.1 V/m; Power Drift = 0.002 dB

Peak SAR (extrapolated) = 1.69 W/kg

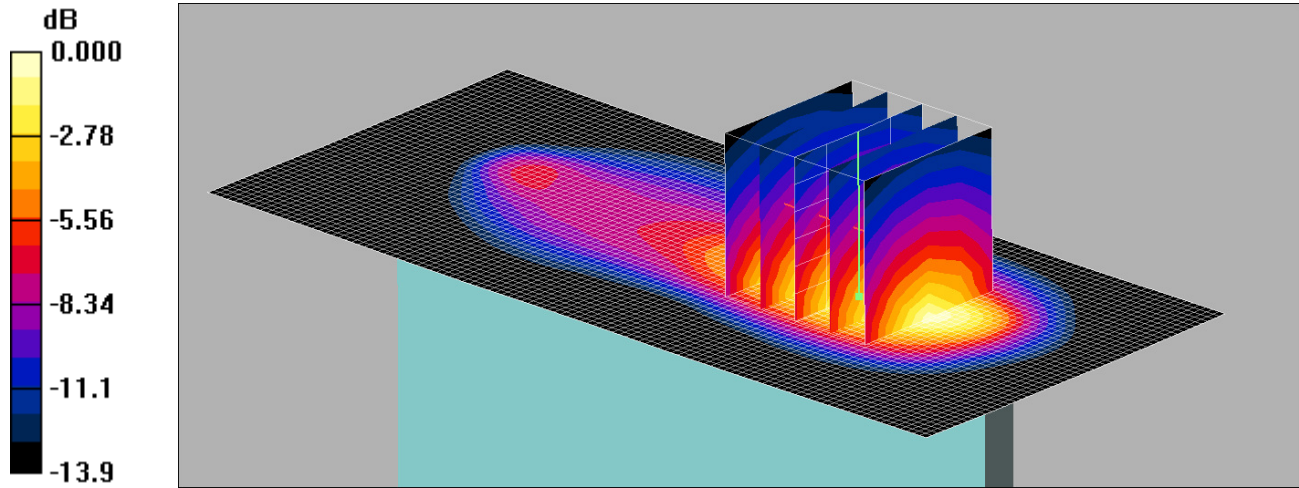
SAR(1 g) = 0.926 mW/g; SAR(10 g) = 0.503 mW/g

Maximum value of SAR (measured) = 1.07 mW/g

039: Top of EUT Facing Phantom CDMA BC 0 RC3 S032 CH777

Date: 25/07/2014

DUT: A1600; Type: FCC ID: BCGA1600



0 dB = 1.14mW/g

Communication System: CDMA 2000 BC0 US; Frequency: 848.31 MHz; Duty Cycle: 1:1

Medium: 750 MHz MSL Medium parameters used (interpolated): $f = 848.31$ MHz; $\sigma = 1$ mho/m; $\epsilon_r = 54.1$; $\rho = 1000$ kg/m³

Phantom section: Flat Section

DASY4 Configuration:

- Probe: ET3DV6 - SN1586; ConvF(6.22, 6.22, 6.22);
- Sensor-Surface: 4mm (Mechanical Surface Detection)
- Electronics: DAE3 Sn450; Calibrated: 31/10/2013
- Phantom: ELI v5.0; Type: QDOVA002AA; Serial: TP:xxxx
- Measurement SW: DASY4, V4.7 Build 80; Postprocessing SW: SEMCAD, V1.8 Build 186

Top of EUT Facing Phantom - High/Area Scan (51x111x1): Measurement grid: dx=15mm, dy=15mm

Maximum value of SAR (interpolated) = 1.08 mW/g

Top of EUT Facing Phantom - High/Zoom Scan (5x5x7) (5x5x7)/Cube 0: Measurement grid: dx=8mm, dy=8mm, dz=5mm

Reference Value = 19.3 V/m; Power Drift = 0.077 dB

Peak SAR (extrapolated) = 1.73 W/kg

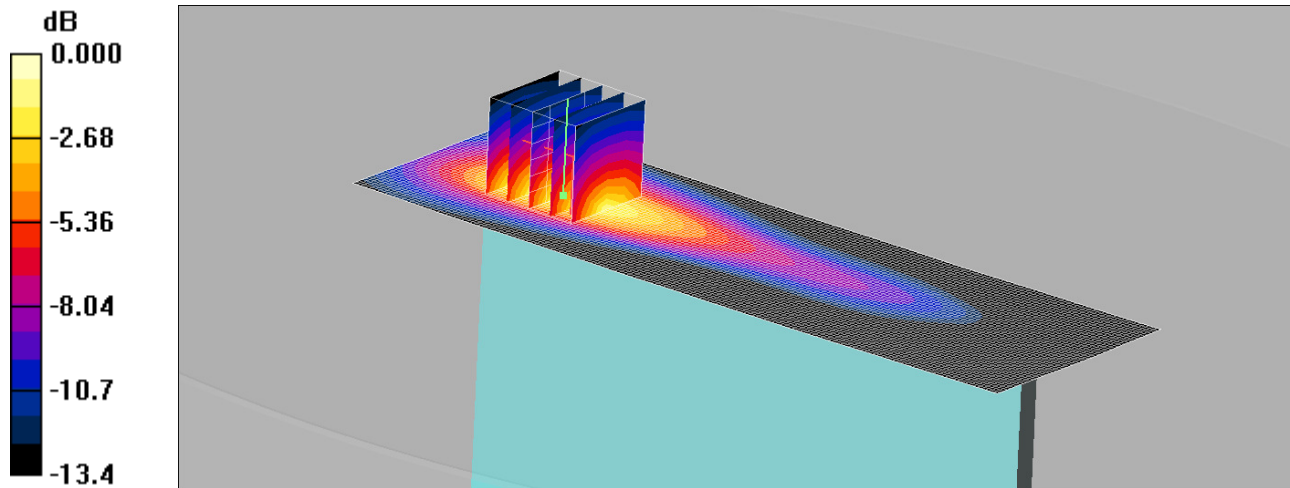
SAR(1 g) = 0.977 mW/g; SAR(10 g) = 0.533 mW/g

Maximum value of SAR (measured) = 1.14 mW/g

040: Right of EUT Facing Phantom CDMA BC 0 RC3 S032 CH384

Date: 25/07/2014

DUT: A1600; Type: FCC ID: BCGA1600



0 dB = 0.213mW/g

Communication System: CDMA 2000 BC0 US; Frequency: 836.52 MHz;Duty Cycle: 1:1

Medium: 750 MHz MSL Medium parameters used (interpolated): f = 836.52 MHz; $\sigma = 0.992$ mho/m; $\epsilon_r = 54.2$; $\rho = 1000$ kg/m³

Phantom section: Flat Section

DASY4 Configuration:

- Probe: ET3DV6 - SN1586; ConvF(6.22, 6.22, 6.22);
- Sensor-Surface: 4mm (Mechanical Surface Detection)
- Electronics: DAE3 Sn450; Calibrated: 31/10/2013
- Phantom: ELI v5.0; Type: QDOVA002AA; Serial: TP:xxxx
- Measurement SW: DASY4, V4.7 Build 80; Postprocessing SW: SEMCAD, V1.8 Build 186

Right of EUT Facing Phantom - Middle/Area Scan (51x161x1): Measurement grid: dx=15mm, dy=15mm

Maximum value of SAR (interpolated) = 0.154 mW/g

Right of EUT Facing Phantom - Middle/Zoom Scan (5x5x7) (5x5x7)/Cube 0: Measurement grid: dx=8mm, dy=8mm, dz=5mm

Reference Value = 7.62 V/m; Power Drift = -0.020 dB

Peak SAR (extrapolated) = 0.347 W/kg

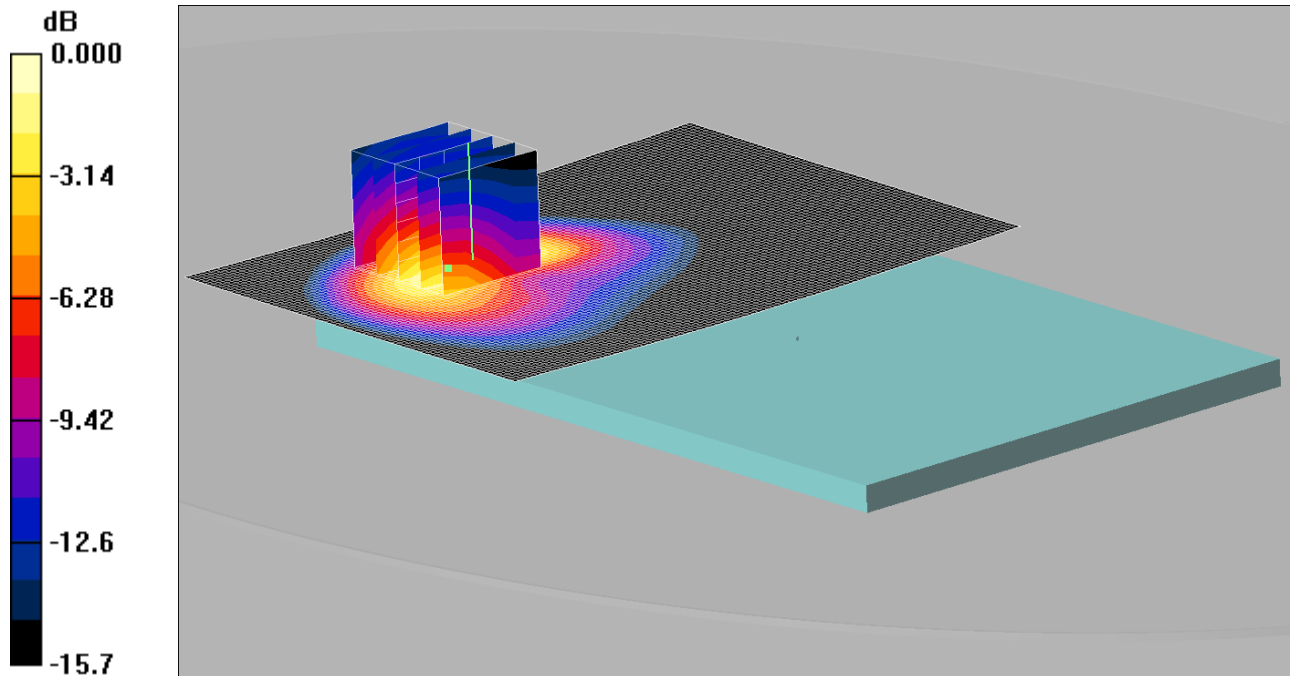
SAR(1 g) = 0.175 mW/g; SAR(10 g) = 0.094 mW/g

Maximum value of SAR (measured) = 0.213 mW/g

041: Back of EUT Facing Phantom CDMA BC0 EVDO Rel0 CH384

Date: 05/08/2014

DUT: A1600; Type: FCC ID: BCGA1600



0 dB = 1.36mW/g

Communication System: CDMA 2000 BC0 US; Frequency: 836.52 MHz; Duty Cycle: 1:1

Medium: 900 MHz MSL Medium parameters used (interpolated): $f = 836.52$ MHz; $\sigma = 0.979$ mho/m; $\epsilon_r = 53.6$; $\rho = 1000$ kg/m³

Phantom section: Flat Section

DASY4 Configuration:

- Probe: ET3DV6 - SN1586; ConvF(6.22, 6.22, 6.22);
- Sensor-Surface: 4mm (Mechanical Surface Detection)
- Electronics: DAE3 Sn450; Calibrated: 31/10/2013
- Phantom: ELI v5.0; Type: QDOVA002AA; Serial: TP:xxxx
- Measurement SW: DASY4, V4.7 Build 80; Postprocessing SW: SEMCAD, V1.8 Build 186

Back of EUT Facing Phantom - Middle/Area Scan (111x81x1): Measurement grid: dx=15mm, dy=15mm

Maximum value of SAR (interpolated) = 1.02 mW/g

Back of EUT Facing Phantom - Middle/Zoom Scan (5x5x7) (5x5x7)/Cube 0: Measurement grid: dx=8mm, dy=8mm, dz=5mm

Reference Value = 2.30 V/m; Power Drift = -0.027 dB

Peak SAR (extrapolated) = 2.18 W/kg

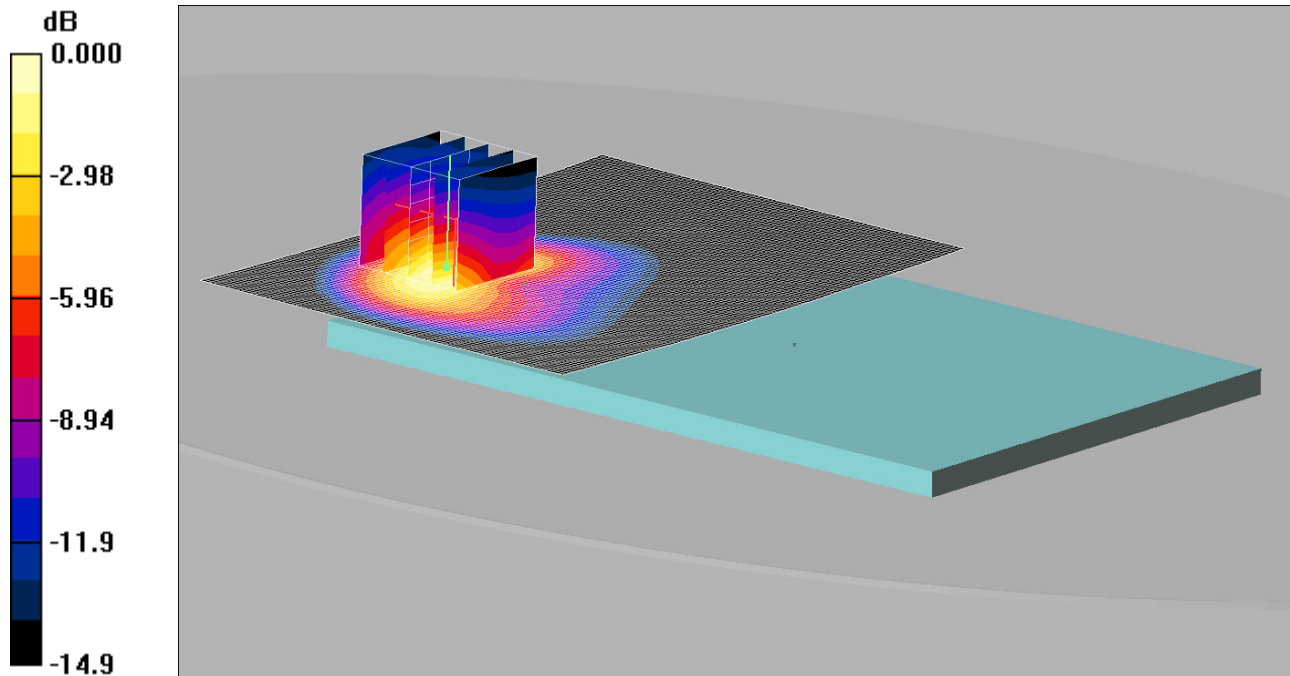
SAR(1 g) = 1.11 mW/g; SAR(10 g) = 0.565 mW/g

Maximum value of SAR (measured) = 1.36 mW/g

042: Back of EUT Facing Phantom CDMA BC0 EVDO Rel0 CH1013

Date: 05/08/2014

DUT: A1600; Type: FCC ID: BCGA1600



0 dB = 1.30mW/g

Communication System: CDMA 2000 BC0 US; Frequency: 824.7 MHz; Duty Cycle: 1:1

Medium: 900 MHz MSL Medium parameters used (interpolated): $f = 824.7$ MHz; $\sigma = 0.97$ mho/m; $\epsilon_r = 53.7$; $\rho = 1000$ kg/m³

Phantom section: Flat Section

DASY4 Configuration:

- Probe: ET3DV6 - SN1586; ConvF(6.22, 6.22, 6.22);
- Sensor-Surface: 4mm (Mechanical Surface Detection)
- Electronics: DAE3 Sn450; Calibrated: 31/10/2013
- Phantom: ELI v5.0; Type: QDOVA002AA; Serial: TP:xxxx
- Measurement SW: DASY4, V4.7 Build 80; Postprocessing SW: SEMCAD, V1.8 Build 186

Back of EUT Facing Phantom - Low/Area Scan (111x81x1): Measurement grid: dx=15mm, dy=15mm

Maximum value of SAR (interpolated) = 1.05 mW/g

Back of EUT Facing Phantom - Low/Zoom Scan (5x5x7) (5x5x7)/Cube 0: Measurement grid: dx=8mm, dy=8mm, dz=5mm

Reference Value = 32.9 V/m; Power Drift = -0.151 dB

Peak SAR (extrapolated) = 2.51 W/kg

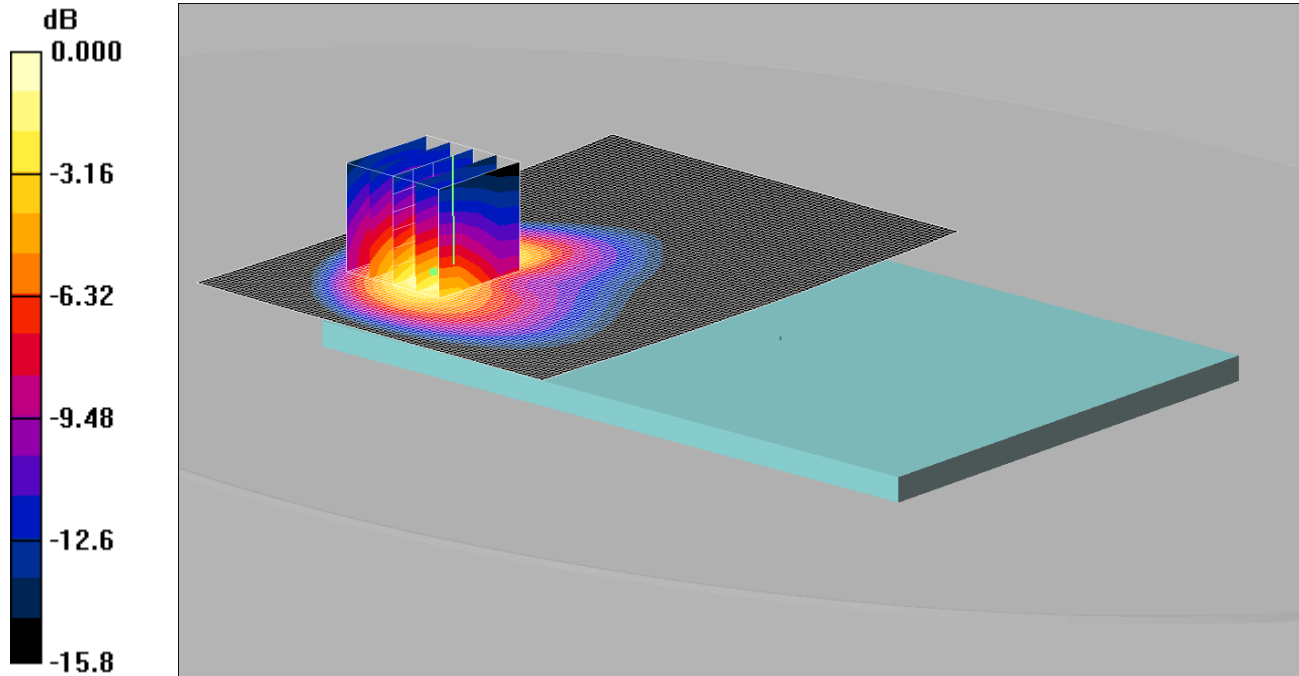
SAR(1 g) = 1.16 mW/g; SAR(10 g) = 0.586 mW/g

Maximum value of SAR (measured) = 1.30 mW/g

043: Back of EUT Facing Phantom CDMA BC0 EVDO Rel0 CH777

Date: 05/08/2014

DUT: A1600; Type: FCC ID: BCGA1600



0 dB = 1.36mW/g

Communication System: CDMA 2000 BC0 US; Frequency: 848.31 MHz; Duty Cycle: 1:1

Medium: 900 MHz MSL Medium parameters used (interpolated): $f = 848.31$ MHz; $\sigma = 0.987$ mho/m; $\epsilon_r = 53.6$; $\rho = 1000$ kg/m³

Phantom section: Flat Section

DASY4 Configuration:

- Probe: ET3DV6 - SN1586; ConvF(6.22, 6.22, 6.22);
- Sensor-Surface: 4mm (Mechanical Surface Detection)
- Electronics: DAE3 Sn450; Calibrated: 31/10/2013
- Phantom: ELI v5.0; Type: QDOVA002AA; Serial: TP:xxxx
- Measurement SW: DASY4, V4.7 Build 80; Postprocessing SW: SEMCAD, V1.8 Build 186

Back of EUT Facing Phantom - High/Area Scan (111x81x1): Measurement grid: dx=15mm, dy=15mm

Maximum value of SAR (interpolated) = 1.03 mW/g

Back of EUT Facing Phantom - High/Zoom Scan (5x5x7) (5x5x7)/Cube 0: Measurement grid: dx=8mm, dy=8mm, dz=5mm

Reference Value = 2.36 V/m; Power Drift = -0.081 dB

Peak SAR (extrapolated) = 2.17 W/kg

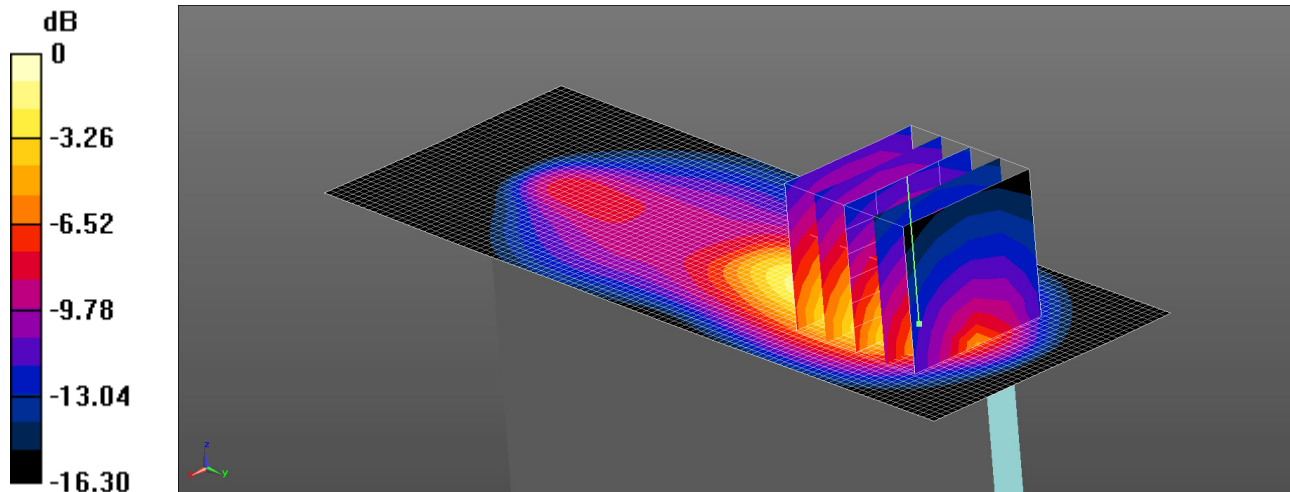
SAR(1 g) = 1.1 mW/g; SAR(10 g) = 0.562 mW/g

Maximum value of SAR (measured) = 1.36 mW/g

044: Top of EUT Facing Phantom CDMA BC0 EVDO Rel0 CH384

Date: 04/08/2014

DUT: A1600; Type: FCC ID: BCGA1600



0 dB = 1.25 W/kg = 0.97 dBW/kg

Communication System: UID 0 - n/a, CDMA 2000 BC0 US; Frequency: 836.52 MHz; Duty Cycle: 1:1
 Medium: 900 MHz MSL Medium parameters used (interpolated): $f = 836.52$ MHz; $\sigma = 0.979$ S/m; $\epsilon_r = 53.611$; $\rho = 1000$ kg/m³

Phantom section: Flat Section

DASY4 Configuration:

- Probe: ET3DV6 - SN1586; ConvF(6.22, 6.22, 6.22); Calibrated: 22/05/2014;
- Sensor-Surface: 4mm (Mechanical Surface Detection)
- Electronics: DAE3 Sn450; Calibrated: 31/10/2013
- Phantom: ELI v5.0; Type: QDOVA002AA; Serial: TP:xxxx
- ; SEMCAD X Version 14.6.9 (7117)

Configuration/Top of EUT Facing Phantom - Middle/Area Scan (41x111x1): Interpolated grid: dx=1.500 mm, dy=1.500 mm

Maximum value of SAR (interpolated) = 1.48 W/kg

Configuration/Top of EUT Facing Phantom - Middle/Zoom Scan (5x5x7) (5x5x7)/Cube 0: Measurement grid: dx=8mm, dy=8mm, dz=5mm

Reference Value = 18.450 V/m; Power Drift = 0.06 dB

Peak SAR (extrapolated) = 2.38 W/kg

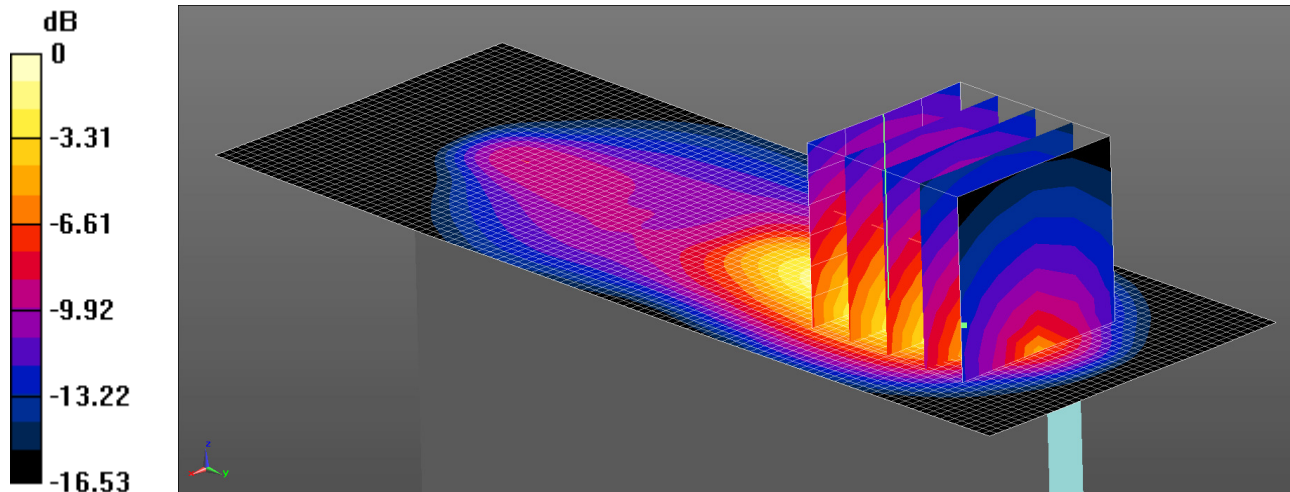
SAR(1 g) = 1.04 W/kg; SAR(10 g) = 0.573 W/kg

Maximum value of SAR (measured) = 1.25 W/kg

045: Top of EUT Facing Phantom CDMA BC0 EVDO Rel0 CH1013

Date: 04/08/2014

DUT: A1600; Type: FCC ID: BCGA1600



0 dB = 1.24 W/kg = 0.93 dBW/kg

Communication System: UID 0 - n/a, CDMA 2000 BC0 US; Frequency: 824.7 MHz; Duty Cycle: 1:1

Medium: 900 MHz MSL Medium parameters used (interpolated): $f = 824.7$ MHz; $\sigma = 0.97$ S/m; $\epsilon_r = 53.662$; $\rho = 1000$ kg/m³

Phantom section: Flat Section

DASY4 Configuration:

- Probe: ET3DV6 - SN1586; ConvF(6.22, 6.22, 6.22); Calibrated: 22/05/2014;
- Sensor-Surface: 4mm (Mechanical Surface Detection)
- Electronics: DAE3 Sn450; Calibrated: 31/10/2013
- Phantom: ELI v5.0; Type: QDOVA002AA; Serial: TP:xxxx
- ; SEMCAD X Version 14.6.9 (7117)

Configuration/Top of EUT Facing Phantom - Low/Area Scan (41x111x1): Interpolated grid: dx=1.500 mm, dy=1.500 mm
 Maximum value of SAR (interpolated) = 1.43 W/kg

Configuration/Top of EUT Facing Phantom - Low/Zoom Scan (5x5x7) (5x5x7)/Cube 0: Measurement grid: dx=8mm, dy=8mm, dz=5mm

Reference Value = 17.559 V/m; Power Drift = 0.09 dB

Peak SAR (extrapolated) = 2.39 W/kg

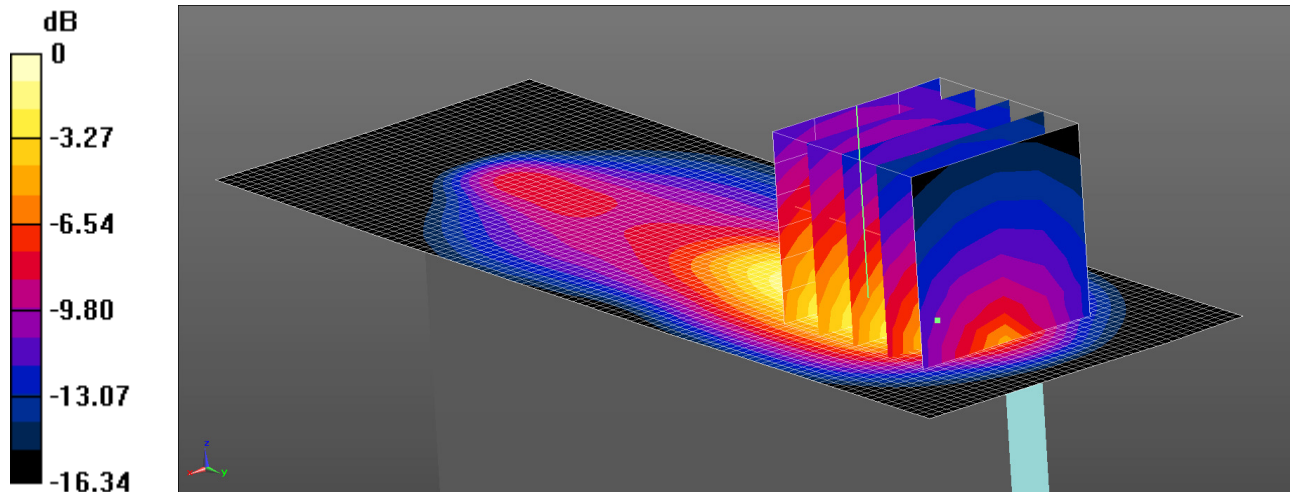
SAR(1 g) = 1 W/kg; SAR(10 g) = 0.548 W/kg

Maximum value of SAR (measured) = 1.24 W/kg

046: Top of EUT Facing Phantom CDMA BC0 EVDO Rel0 CH777

Date: 04/08/2014

DUT: A1600; Type: FCC ID: BCGA1600



0 dB = 1.22 W/kg = 0.86 dBW/kg

Communication System: UID 0 - n/a, CDMA 2000 BC0 US; Frequency: 848.31 MHz; Duty Cycle: 1:1

Medium: 900 MHz MSL Medium parameters used (interpolated): f = 848.31 MHz; $\sigma = 0.987$ S/m; $\epsilon_r = 53.56$; $\rho = 1000$ kg/m³

Phantom section: Flat Section

DASY4 Configuration:

- Probe: ET3DV6 - SN1586; ConvF(6.22, 6.22, 6.22); Calibrated: 22/05/2014;
- Sensor-Surface: 4mm (Mechanical Surface Detection)
- Electronics: DAE3 Sn450; Calibrated: 31/10/2013
- Phantom: ELI v5.0; Type: QDOVA002AA; Serial: TP:xxxx
- ; SEMCAD X Version 14.6.9 (7117)

Configuration/Top of EUT Facing Phantom - High/Area Scan (41x111x1): Interpolated grid: dx=1.500 mm, dy=1.500 mm
Maximum value of SAR (interpolated) = 1.57 W/kg

Configuration/Top of EUT Facing Phantom - High/Zoom Scan (5x5x7) (5x5x7)/Cube 0: Measurement grid: dx=8mm, dy=8mm, dz=5mm

Reference Value = 19.314 V/m; Power Drift = -0.17 dB

Peak SAR (extrapolated) = 2.43 W/kg

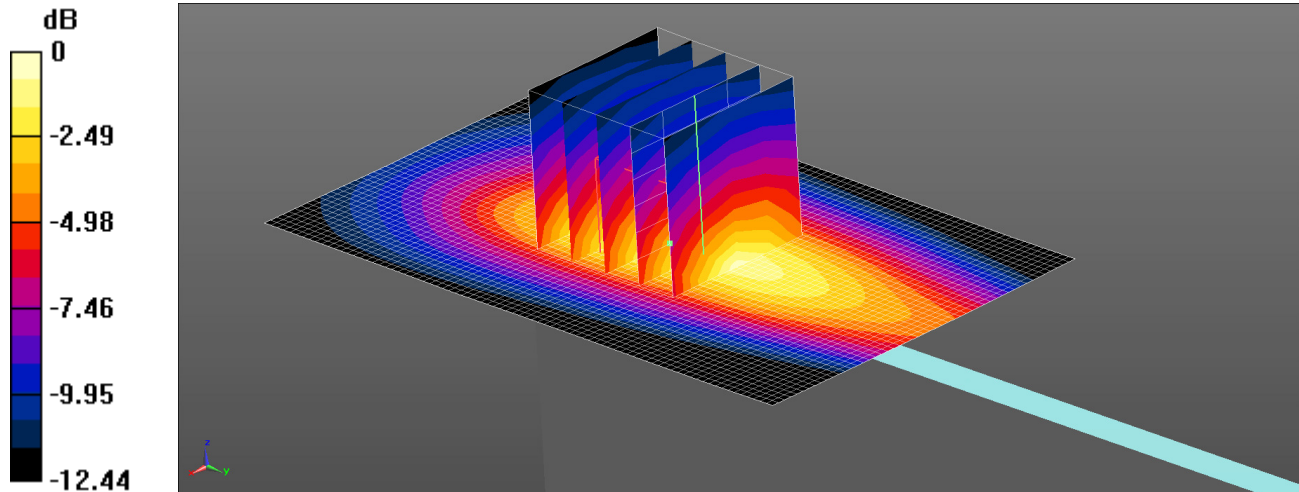
SAR(1 g) = 1.06 W/kg; SAR(10 g) = 0.586 W/kg

Maximum value of SAR (measured) = 1.22 W/kg

047: Right of EUT Facing Phantom CDMA BC0 EVDO Rel0 CH384

Date: 04/08/2014

DUT: A1600; Type: FCC ID: BCGA1600



0 dB = 0.171 W/kg = -7.67 dBW/kg

Communication System: UID 0 - n/a, CDMA 2000 BC0 US; Frequency: 836.52 MHz; Duty Cycle: 1:1

Medium: 900 MHz MSL Medium parameters used (interpolated): $f = 836.52$ MHz; $\sigma = 0.979$ S/m; $\epsilon_r = 53.611$; $\rho = 1000$ kg/m³

Phantom section: Flat Section

DASY4 Configuration:

- Probe: ET3DV6 - SN1586; ConvF(6.22, 6.22, 6.22); Calibrated: 22/05/2014;
- Sensor-Surface: 4mm (Mechanical Surface Detection)
- Electronics: DAE3 Sn450; Calibrated: 31/10/2013
- Phantom: ELI v5.0; Type: QDOVA002AA; Serial: TP:xxxx
- ; SEMCAD X Version 14.6.9 (7117)

Configuration/Right of EUT Facing Phantom - Middle/Area Scan (51x81x1): Interpolated grid: dx=1.500 mm, dy=1.500 mm

Maximum value of SAR (interpolated) = 0.141 W/kg

Configuration/Right of EUT Facing Phantom - Middle/Zoom Scan (5x5x7) (5x5x7)/Cube 0: Measurement grid: dx=8mm, dy=8mm, dz=5mm

Reference Value = 8.850 V/m; Power Drift = 0.08 dB

Peak SAR (extrapolated) = 0.257 W/kg

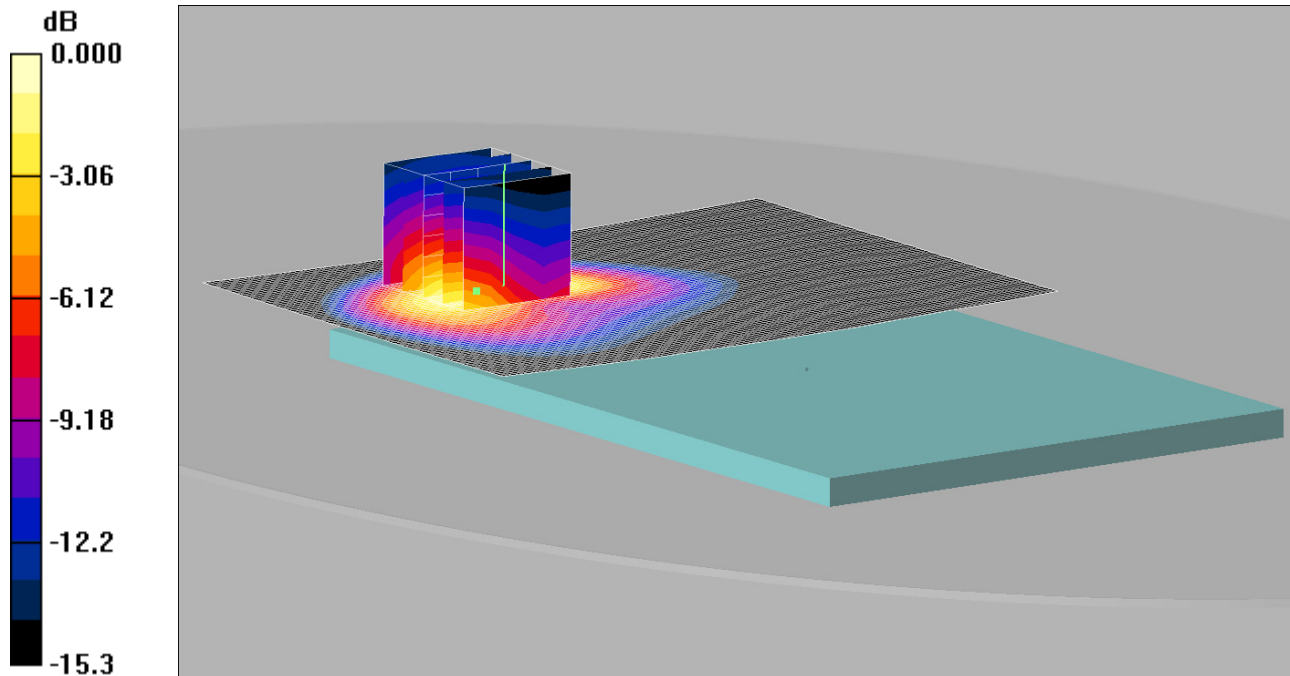
SAR(1 g) = 0.145 W/kg; SAR(10 g) = 0.084 W/kg

Maximum value of SAR (measured) = 0.171 W/kg

048: Back of EUT Facing Phantom CDMA BC0 EVDO ReIB Two Carrier Mini CH384+425

Date: 06/08/2014

DUT: A1600; Type: FCC ID: BCGA1600



0 dB = 1.30mW/g

Communication System: CDMA 2000 BC0 US; Frequency: 836.52 MHz; Duty Cycle: 1:1

Medium: 900 MHz MSL Medium parameters used (interpolated): f = 836.52 MHz; $\sigma = 0.973$ mho/m; $\epsilon_r = 54$; $\rho = 1000$ kg/m³

Phantom section: Flat Section

DASY4 Configuration:

- Probe: ET3DV6 - SN1586; ConvF(6.22, 6.22, 6.22);
- Sensor-Surface: 4mm (Mechanical Surface Detection)
- Electronics: DAE3 Sn450; Calibrated: 31/10/2013
- Phantom: ELI v5.0; Type: QDOVA002AA; Serial: TP:xxxx
- Measurement SW: DASY4, V4.7 Build 80; Postprocessing SW: SEMCAD, V1.8 Build 186

Back of EUT Facing Phantom - Middle/Area Scan (111x81x1): Measurement grid: dx=15mm, dy=15mm

Maximum value of SAR (interpolated) = 1.06 mW/g

Back of EUT Facing Phantom - Middle/Zoom Scan (5x5x7) (5x5x7)/Cube 0: Measurement grid: dx=8mm, dy=8mm, dz=5mm

Reference Value = 24.1 V/m; Power Drift = -0.005 dB

Peak SAR (extrapolated) = 2.14 W/kg

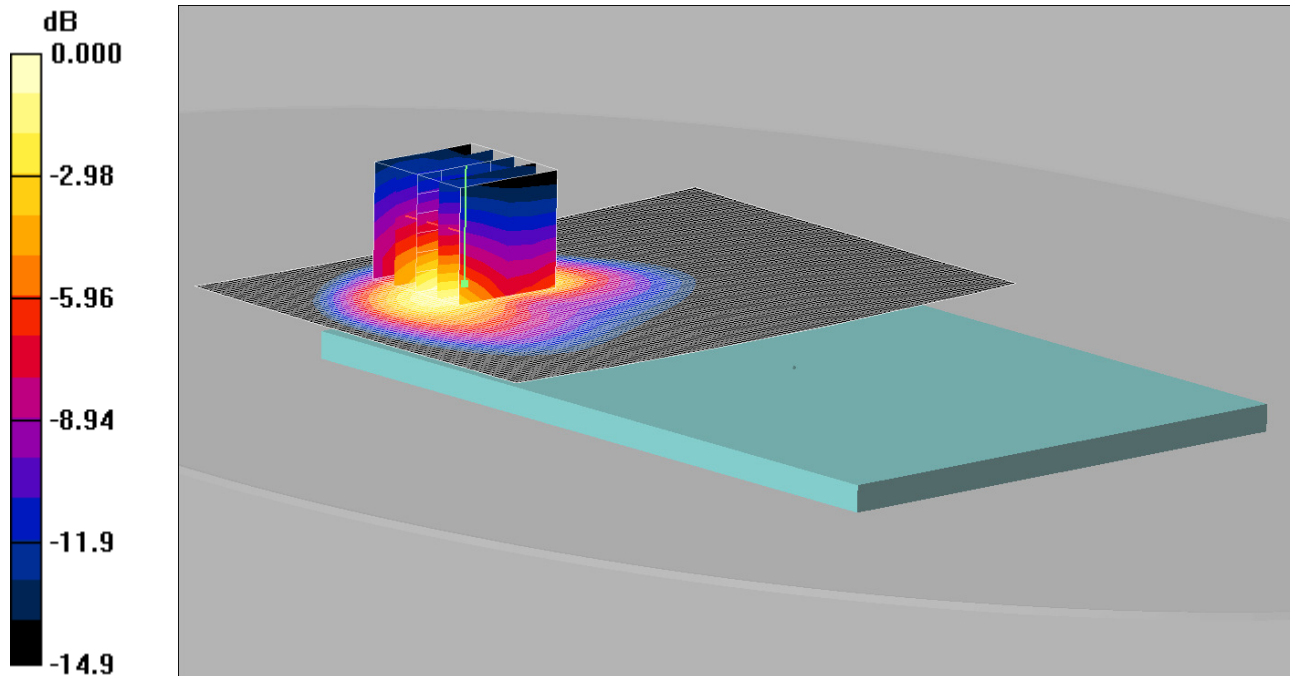
SAR(1 g) = 1.08 mW/g; SAR(10 g) = 0.553 mW/g

Maximum value of SAR (measured) = 1.30 mW/g

049: Back of EUT Facing Phantom CDMA BC0 EVDO ReIB Two Carrier Mini CH1013+31

Date: 06/08/2014

DUT: A1600; Type: FCC ID: BCGA1600



0 dB = 1.23mW/g

Communication System: CDMA 2000 BC0 US; Frequency: 824.7 MHz; Duty Cycle: 1:1

Medium: 900 MHz MSL Medium parameters used (interpolated): f = 824.7 MHz; σ = 0.966 mho/m; ϵ_r = 54; ρ = 1000 kg/m³

Phantom section: Flat Section

DASY4 Configuration:

- Probe: ET3DV6 - SN1586; ConvF(6.22, 6.22, 6.22);
- Sensor-Surface: 4mm (Mechanical Surface Detection)
- Electronics: DAE3 Sn450; Calibrated: 31/10/2013
- Phantom: ELI v5.0; Type: QDOVA002AA; Serial: TP:xxxx
- Measurement SW: DASY4, V4.7 Build 80; Postprocessing SW: SEMCAD, V1.8 Build 186

Back of EUT Facing Phantom - Low/Area Scan (111x81x1): Measurement grid: dx=15mm, dy=15mm

Maximum value of SAR (interpolated) = 1.01 mW/g

Back of EUT Facing Phantom - Low/Zoom Scan (5x5x7) (5x5x7)/Cube 0: Measurement grid: dx=8mm, dy=8mm, dz=5mm

Reference Value = 31.7 V/m; Power Drift = 0.029 dB

Peak SAR (extrapolated) = 2.52 W/kg

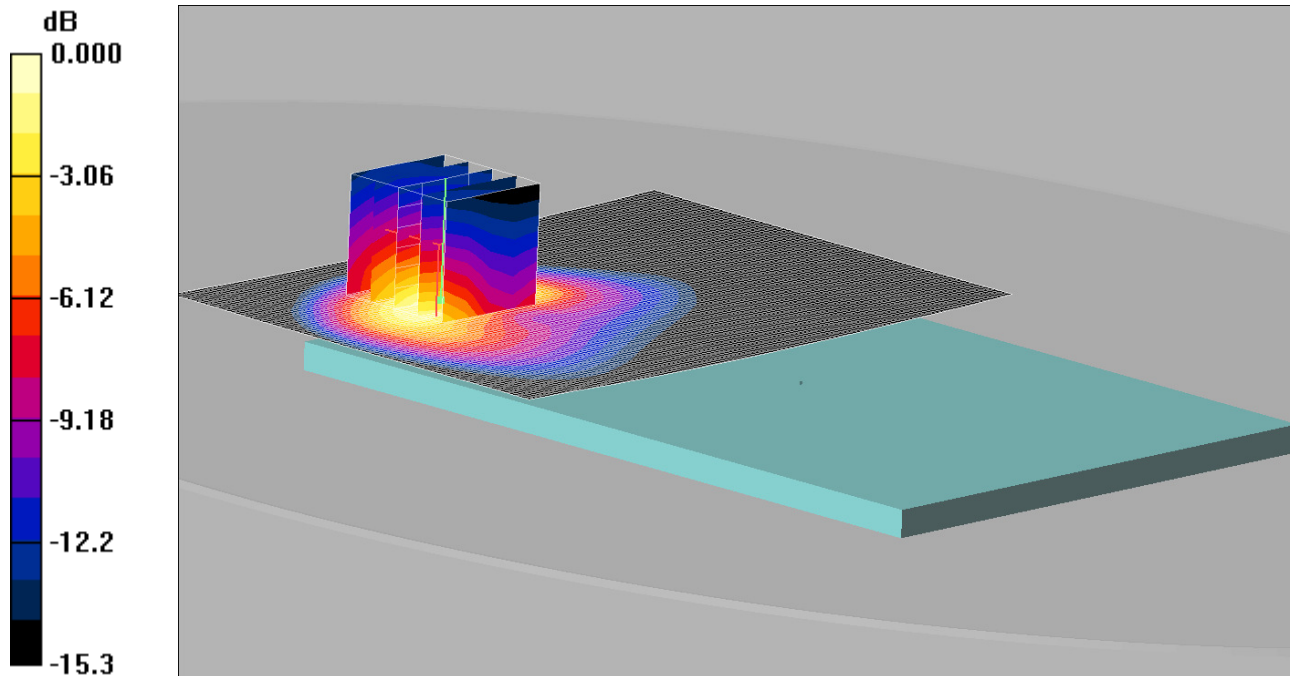
SAR(1 g) = 1.13 mW/g; SAR(10 g) = 0.563 mW/g

Maximum value of SAR (measured) = 1.23 mW/g

050: Back of EUT Facing Phantom CDMA BC0 EVDO ReIB Two Carrier Mini CH736+777

Date: 06/08/2014

DUT: A1600; Type: FCC ID: BCGA1600



0 dB = 1.24mW/g

Communication System: CDMA 2000 BC0 US; Frequency: 848.31 MHz;Duty Cycle: 1:1

Medium: 900 MHz MSL Medium parameters used (interpolated): f = 848.31 MHz; $\sigma = 0.98$ mho/m; $\epsilon_r = 53.9$; $\rho = 1000$ kg/m³

Phantom section: Flat Section

DASY4 Configuration:

- Probe: ET3DV6 - SN1586; ConvF(6.22, 6.22, 6.22);
- Sensor-Surface: 4mm (Mechanical Surface Detection)
- Electronics: DAE3 Sn450; Calibrated: 31/10/2013
- Phantom: ELI v5.0; Type: QDOVA002AA; Serial: TP:xxxx
- Measurement SW: DASY4, V4.7 Build 80; Postprocessing SW: SEMCAD, V1.8 Build 186

Back of EUT Facing Phantom - High/Area Scan (111x81x1): Measurement grid: dx=15mm, dy=15mm

Maximum value of SAR (interpolated) = 1.05 mW/g

Back of EUT Facing Phantom - High/Zoom Scan (5x5x7) (5x5x7)/Cube 0: Measurement grid: dx=8mm, dy=8mm, dz=5mm

Reference Value = 24.8 V/m; Power Drift = -0.165 dB

Peak SAR (extrapolated) = 2.09 W/kg

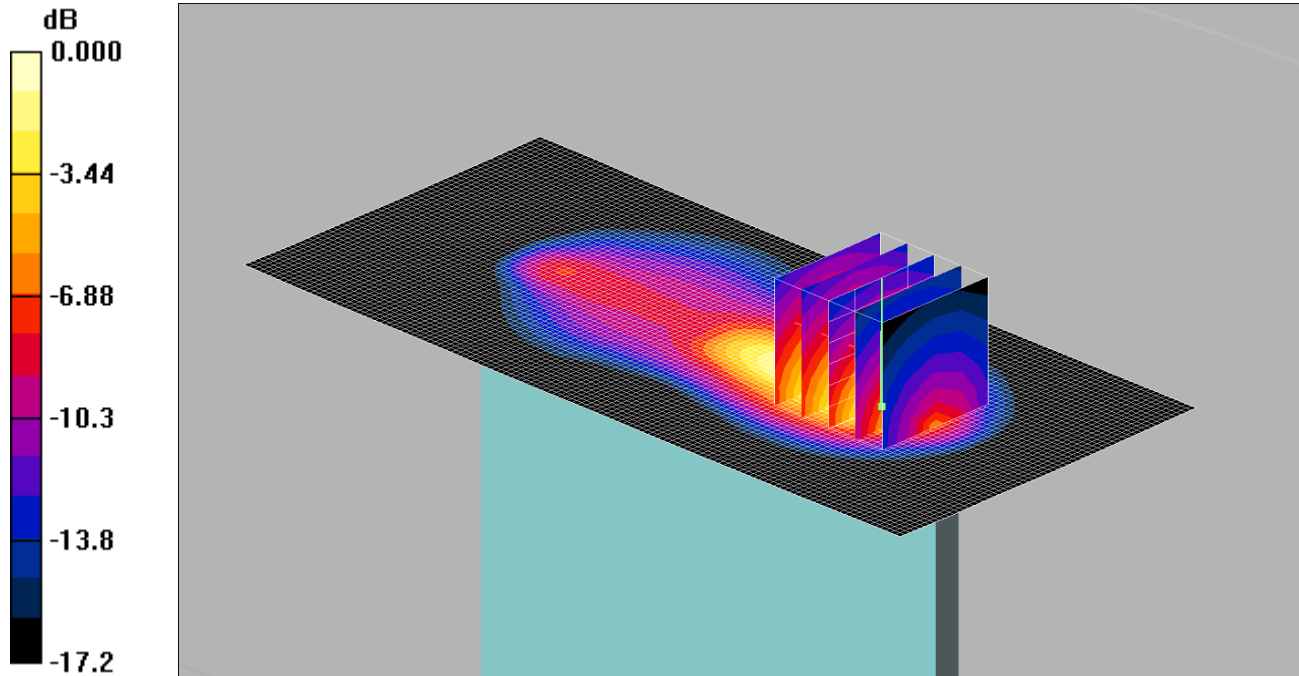
SAR(1 g) = 1.05 mW/g; SAR(10 g) = 0.540 mW/g

Maximum value of SAR (measured) = 1.24 mW/g

051: Top of EUT Facing Phantom CDMA BC0 EVDO ReIB Two Carrier Mini CH384+425

Date: 06/08/2014

DUT: A1600; Type: FCC ID: BCGA1600



0 dB = 1.25mW/g

Communication System: CDMA 2000 BC0 US; Frequency: 836.52 MHz; Duty Cycle: 1:1

Medium: 900 MHz MSL Medium parameters used (interpolated): $f = 836.52$ MHz; $\sigma = 0.973$ mho/m; $\epsilon_r = 54$; $\rho = 1000$ kg/m³

Phantom section: Flat Section

DASY4 Configuration:

- Probe: ET3DV6 - SN1586; ConvF(6.22, 6.22, 6.22);
- Sensor-Surface: 4mm (Mechanical Surface Detection)
- Electronics: DAE3 Sn450; Calibrated: 31/10/2013
- Phantom: ELI v5.0; Type: QDOVA002AA; Serial: TP:xxxx
- Measurement SW: DASY4, V4.7 Build 80; Postprocessing SW: SEMCAD, V1.8 Build 186

Top of EUT Facing Phantom - Middle/Area Scan (61x131x1): Measurement grid: dx=15mm, dy=15mm

Maximum value of SAR (interpolated) = 1.52 mW/g

Top of EUT Facing Phantom - Middle/Zoom Scan (5x5x7) (5x5x7)/Cube 0: Measurement grid: dx=8mm, dy=8mm, dz=5mm

Reference Value = 17.7 V/m; Power Drift = 0.033 dB

Peak SAR (extrapolated) = 2.48 W/kg

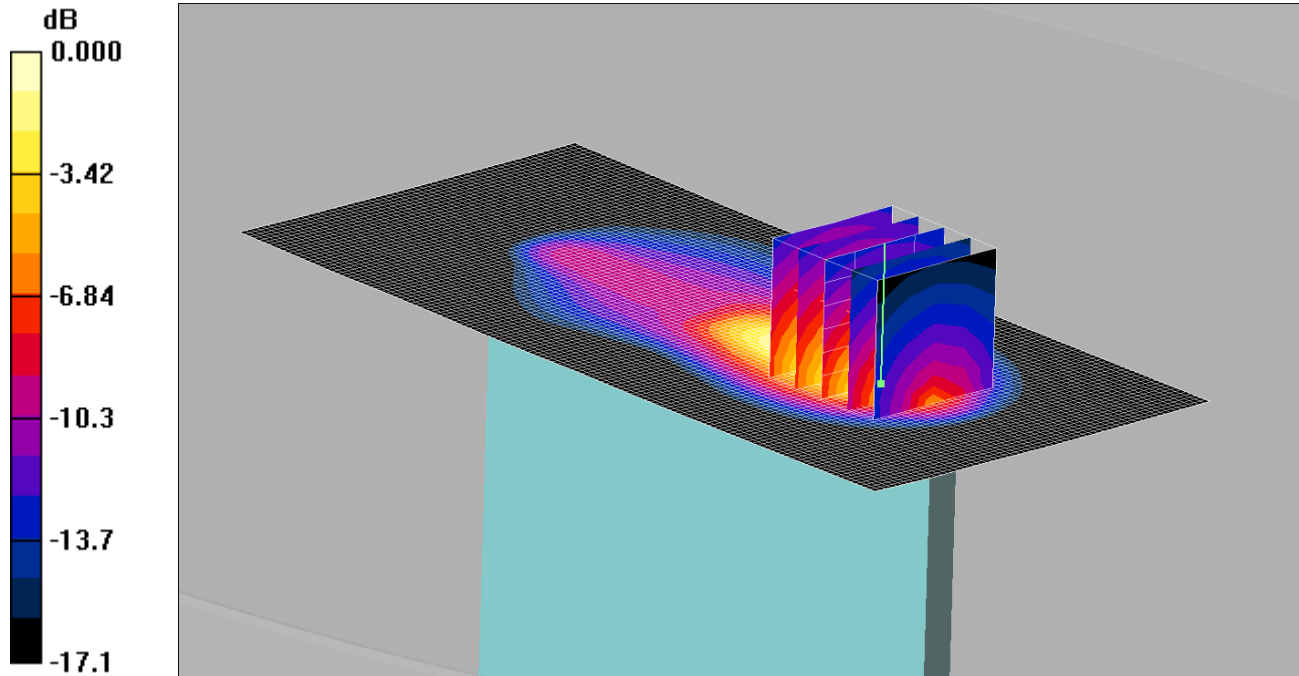
SAR(1 g) = 1.03 mW/g; SAR(10 g) = 0.541 mW/g

Maximum value of SAR (measured) = 1.25 mW/g

052: Top of EUT Facing Phantom CDMA BC0 EVDO ReIB Two Carrier Mini CH1013+31

Date: 06/08/2014

DUT: A1600; Type: FCC ID: BCGA1600



0 dB = 1.16mW/g

Communication System: CDMA 2000 BC0 US; Frequency: 824.7 MHz; Duty Cycle: 1:1

Medium: 900 MHz MSL Medium parameters used (interpolated): $f = 824.7$ MHz; $\sigma = 0.966$ mho/m; $\epsilon_r = 54$; $\rho = 1000$ kg/m³

Phantom section: Flat Section

DASY4 Configuration:

- Probe: ET3DV6 - SN1586; ConvF(6.22, 6.22, 6.22);
- Sensor-Surface: 4mm (Mechanical Surface Detection)
- Electronics: DAE3 Sn450; Calibrated: 31/10/2013
- Phantom: ELI v5.0; Type: QDOVA002AA; Serial: TP:xxxx
- Measurement SW: DASY4, V4.7 Build 80; Postprocessing SW: SEMCAD, V1.8 Build 186

Top of EUT Facing Phantom - Low/Area Scan (61x131x1): Measurement grid: dx=15mm, dy=15mm

Maximum value of SAR (interpolated) = 1.45 mW/g

Top of EUT Facing Phantom - Low/Zoom Scan (5x5x7) (5x5x7)/Cube 0: Measurement grid: dx=8mm, dy=8mm, dz=5mm

Reference Value = 16.3 V/m; Power Drift = 0.119 dB

Peak SAR (extrapolated) = 2.37 W/kg

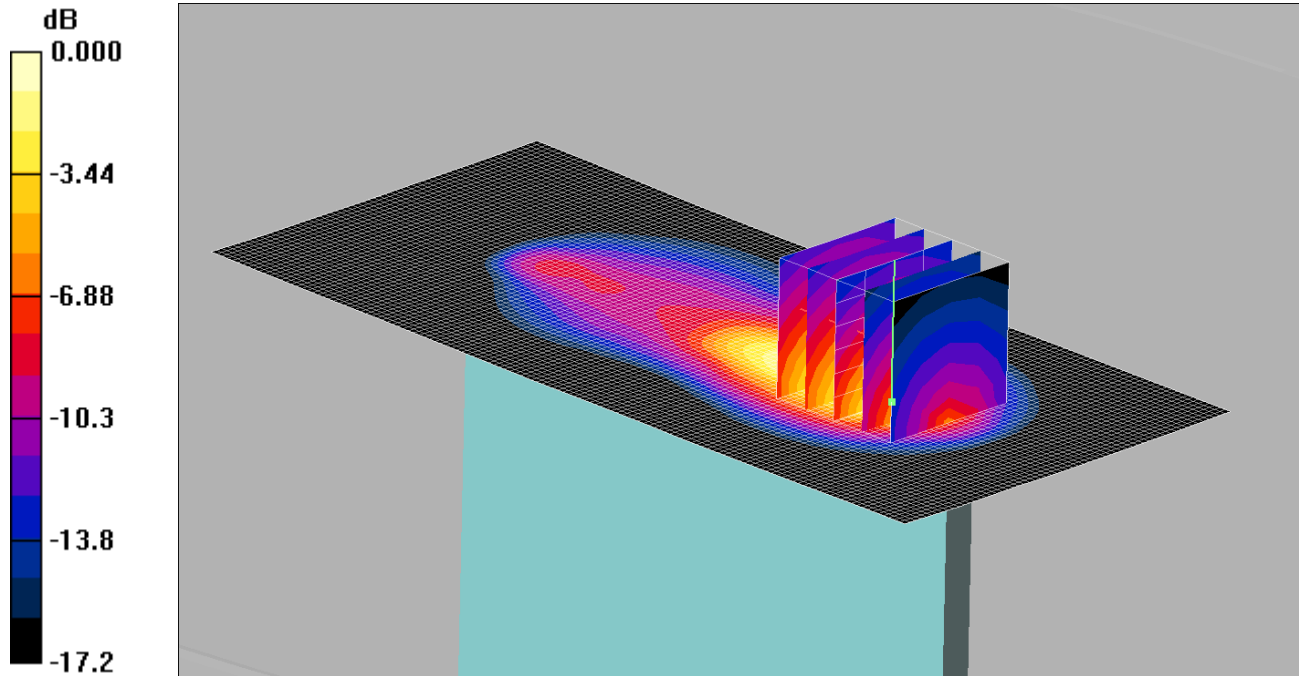
SAR(1 g) = 0.947 mW/g; SAR(10 g) = 0.496 mW/g

Maximum value of SAR (measured) = 1.16 mW/g

053: Top of EUT Facing Phantom CDMA BC0 EVDO ReB Two Carrier Mini CH736+777

Date: 06/08/2014

DUT: A1600; Type: FCC ID: BCGA1600



0 dB = 1.29mW/g

Communication System: CDMA 2000 BC0 US; Frequency: 848.31 MHz; Duty Cycle: 1:1

Medium: 900 MHz MSL Medium parameters used (interpolated): $f = 848.31$ MHz; $\sigma = 0.98$ mho/m; $\epsilon_r = 53.9$; $\rho = 1000$ kg/m³

Phantom section: Flat Section

DASY4 Configuration:

- Probe: ET3DV6 - SN1586; ConvF(6.22, 6.22, 6.22);
- Sensor-Surface: 4mm (Mechanical Surface Detection)
- Electronics: DAE3 Sn450; Calibrated: 31/10/2013
- Phantom: ELI v5.0; Type: QDOVA002AA; Serial: TP:xxxx
- Measurement SW: DASY4, V4.7 Build 80; Postprocessing SW: SEMCAD, V1.8 Build 186

Top of EUT Facing Phantom - High/Area Scan (61x131x1): Measurement grid: dx=15mm, dy=15mm

Maximum value of SAR (interpolated) = 1.53 mW/g

Top of EUT Facing Phantom - High/Zoom Scan (5x5x7) (5x5x7)/Cube 0: Measurement grid: dx=8mm, dy=8mm, dz=5mm

Reference Value = 18.6 V/m; Power Drift = 0.014 dB

Peak SAR (extrapolated) = 2.46 W/kg

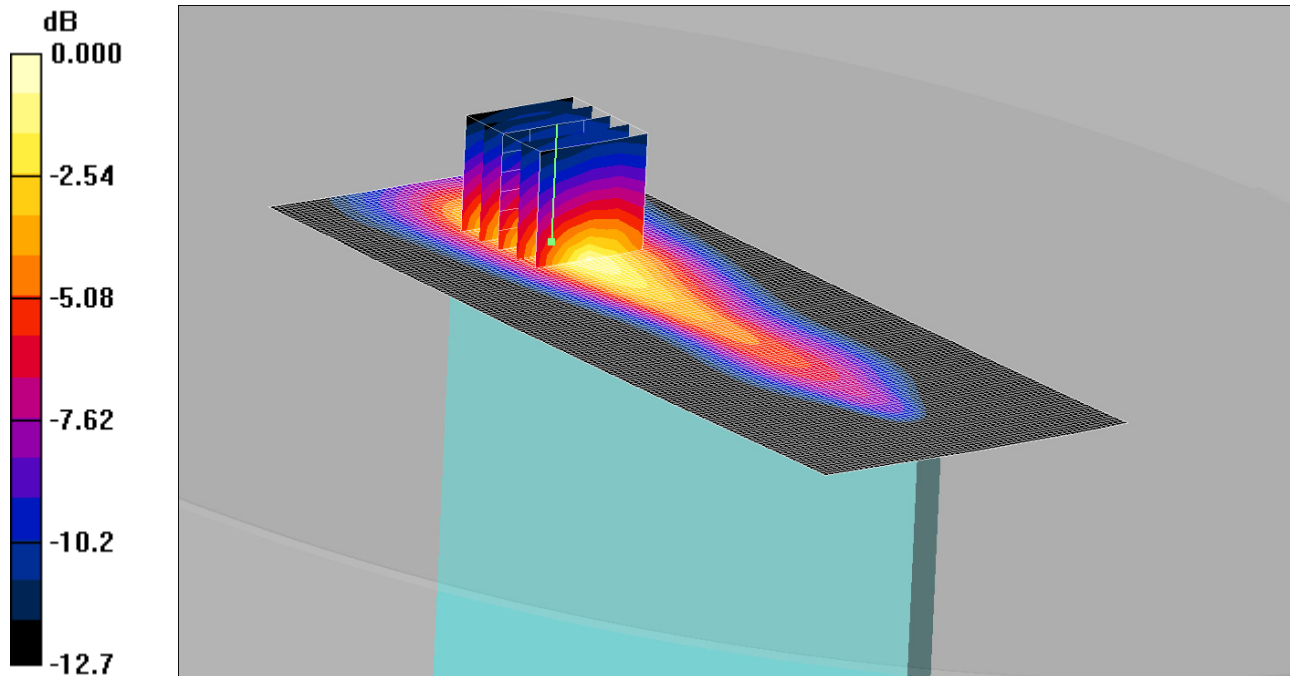
SAR(1 g) = 1.04 mW/g; SAR(10 g) = 0.546 mW/g

Maximum value of SAR (measured) = 1.29 mW/g

054: Right Side of EUT Facing Phantom CDMA BC0 EVDO ReB Two Carrier Mini CH384+425

Date: 06/08/2014

DUT: A1600; Type: FCC ID: BCGA1600



0 dB = 0.162mW/g

Communication System: CDMA 2000 BC0 US; Frequency: 836.52 MHz; Duty Cycle: 1:1

Medium: 900 MHz MSL Medium parameters used (interpolated): $f = 836.52$ MHz; $\sigma = 0.973$ mho/m; $\epsilon_r = 54$; $\rho = 1000$ kg/m³

Phantom section: Flat Section

DASY4 Configuration:

- Probe: ET3DV6 - SN1586; ConvF(6.22, 6.22, 6.22);
- Sensor-Surface: 4mm (Mechanical Surface Detection)
- Electronics: DAE3 Sn450; Calibrated: 31/10/2013
- Phantom: ELI v5.0; Type: QDOVA002AA; Serial: TP:xxxx
- Measurement SW: DASY4, V4.7 Build 80; Postprocessing SW: SEMCAD, V1.8 Build 186

Right Side of EUT Facing Phantom - Middle/Area Scan (61x161x1): Measurement grid: dx=15mm, dy=15mm

Maximum value of SAR (interpolated) = 0.152 mW/g

Right Side of EUT Facing Phantom - Middle/Zoom Scan (5x5x7) (5x5x7)/Cube 0: Measurement grid: dx=8mm, dy=8mm, dz=5mm

Reference Value = 8.39 V/m; Power Drift = 0.113 dB

Peak SAR (extrapolated) = 0.252 W/kg

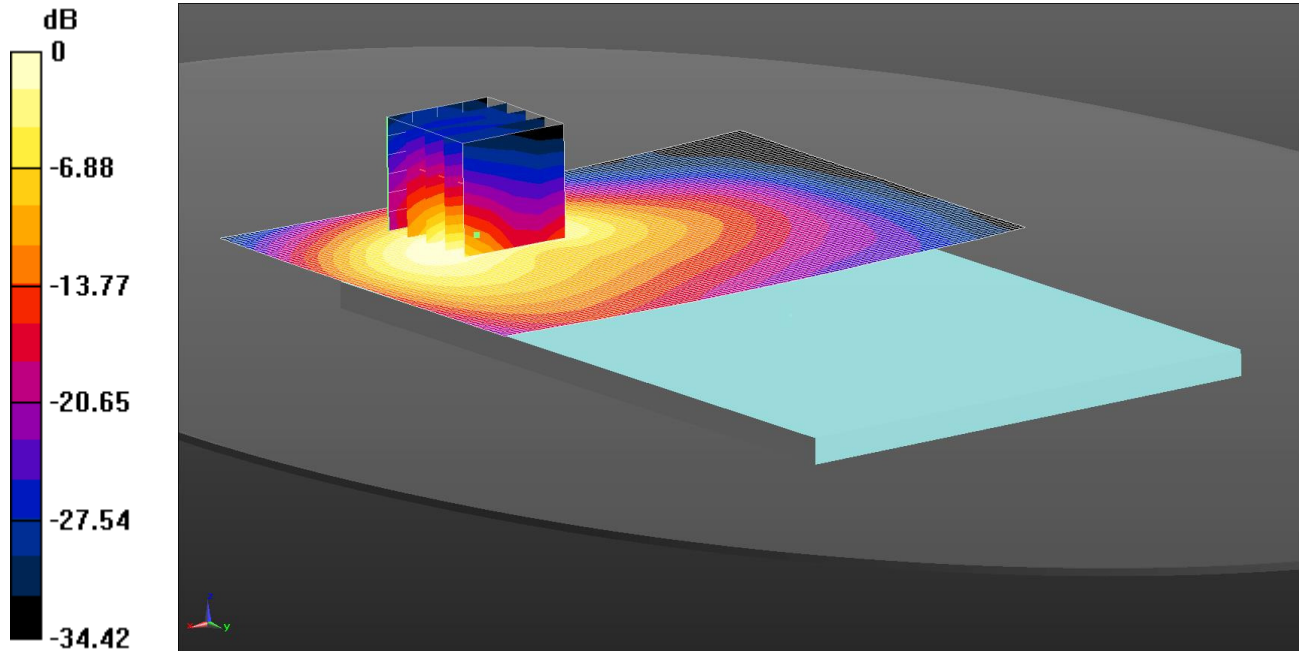
SAR(1 g) = 0.141 mW/g; SAR(10 g) = 0.080 mW/g

Maximum value of SAR (measured) = 0.162 mW/g

055: Back of EUT Facing Phantom CDMA BC0 EVDO RelB Three Carrier Mini CH384+425+466

Date: 6/8/2014

DUT: A1600; Type: FCC ID: BCGA1600



0 dB = 1.03 W/kg = 0.14 dBW/kg

Communication System: UID 0, CDMA 2000 BC0 US; Frequency: 836.52 MHz; Duty Cycle: 1:1

Medium: 900 MHz MSL Medium parameters used (interpolated): $f = 836.52$ MHz; $\sigma = 0.973$ S/m; $\epsilon_r = 53.954$; $\rho = 1000$ kg/m³

Phantom section: Flat Section

DASY4 Configuration:

- Probe: ET3DV6 - SN1586; ConvF(6.22, 6.22, 6.22); Calibrated: 22/5/2014;
- Sensor-Surface: 4mm (Mechanical Surface Detection)
- Electronics: DAE3 Sn450; Calibrated: 31/10/2013
- Phantom: ELI v5.0; Type: QDOVA002AA; Serial: TP:xxxx
- ; SEMCAD X Version 14.6.10 (7331)

Configuration/Back of EUT Facing Phantom - Middle/Area Scan (111x81x1): Interpolated grid: dx=1.500 mm, dy=1.500 mm

Maximum value of SAR (interpolated) = 1.03 W/kg

Configuration/Back of EUT Facing Phantom - Middle/Zoom Scan (5x5x7) (5x5x7)/Cube 0: Measurement grid: dx=8mm, dy=8mm, dz=5mm

Reference Value = 2.355 V/m; Power Drift = 0.13 dB

Peak SAR (extrapolated) = 2.50 W/kg

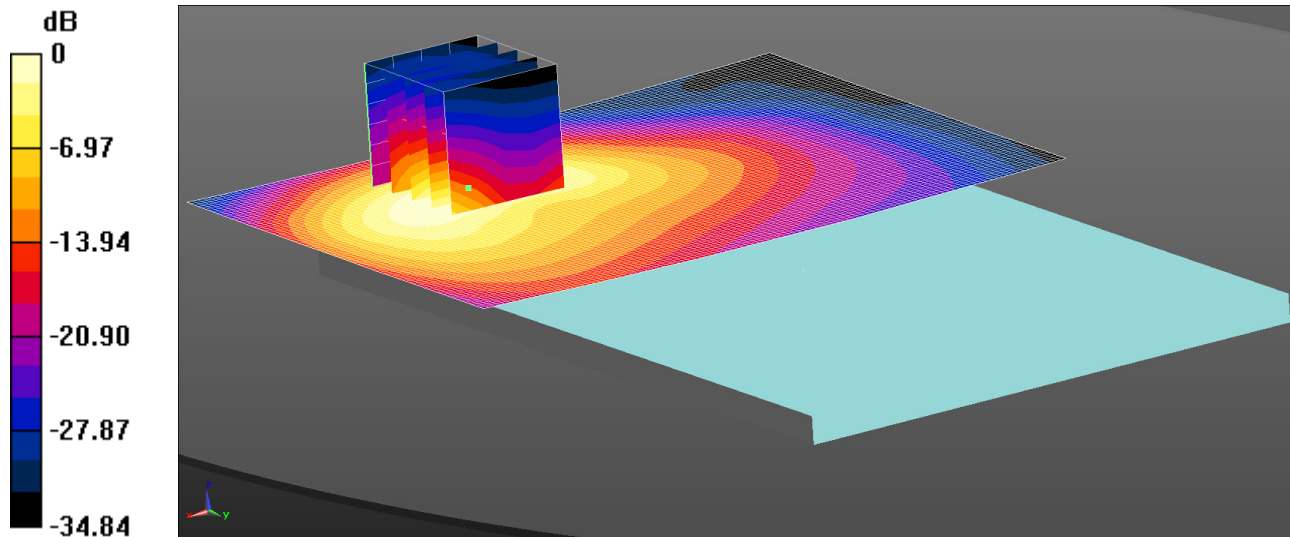
SAR(1 g) = 1.16 W/kg; SAR(10 g) = 0.589 W/kg

Maximum value of SAR (measured) = 1.25 W/kg

056: Back of EUT Facing Phantom CDMA BC0 EVDO RelB Three Carrier Mini CH1013+31+72

Date: 6/8/2014

DUT: A1600; Type: FCC ID: BCGA1600



0 dB = 0.997 W/kg = -0.02 dBW/kg

Communication System: UID 0, CDMA 2000 BC0 US; Frequency: 824.7 MHz; Duty Cycle: 1:1

Medium: 900 MHz MSL Medium parameters used (interpolated): $f = 824.7$ MHz; $\sigma = 0.966$ S/m; $\epsilon_r = 54.007$; $\rho = 1000$ kg/m³

Phantom section: Flat Section

DASY4 Configuration:

- Probe: ET3DV6 - SN1586; ConvF(6.22, 6.22, 6.22); Calibrated: 22/5/2014;
- Sensor-Surface: 4mm (Mechanical Surface Detection)
- Electronics: DAE3 Sn450; Calibrated: 31/10/2013
- Phantom: ELI v5.0; Type: QDOVA002AA; Serial: TP:xxxx
- ; SEMCAD X Version 14.6.10 (7331)

Configuration/Back of EUT Facing Phantom - Low/Area Scan (111x81x1): Interpolated grid: dx=1.500 mm, dy=1.500 mm

Maximum value of SAR (interpolated) = 0.997 W/kg

Configuration/Back of EUT Facing Phantom - Low/Zoom Scan (5x5x7) (5x5x7)/Cube 0: Measurement grid: dx=8mm, dy=8mm, dz=5mm

Reference Value = 2.449 V/m; Power Drift = -0.11 dB

Peak SAR (extrapolated) = 2.58 W/kg

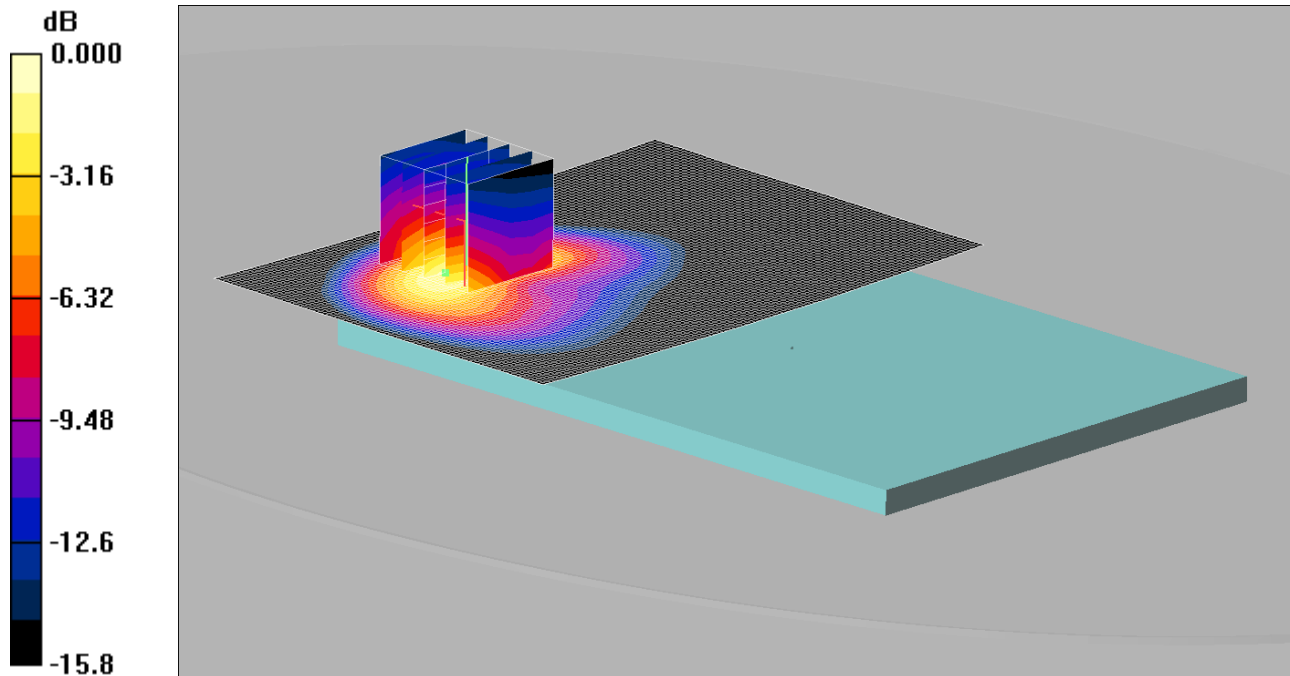
SAR(1 g) = 1.14 W/kg; SAR(10 g) = 0.571 W/kg

Maximum value of SAR (measured) = 1.23 W/kg

057: Back of EUT Facing Phantom CDMA BC0 EVDO ReIB Three Carrier Mini CH695+736+777

Date: 07/08/2014

DUT: A1600; Type: FCC ID: BCGA1600



0 dB = 1.34mW/g

Communication System: CDMA 2000 BC0 US; Frequency: 848.31 MHz; Duty Cycle: 1:1

Medium: 900 MHz MSL Medium parameters used (interpolated): $f = 848.31$ MHz; $\sigma = 0.98$ mho/m; $\epsilon_r = 53.9$; $\rho = 1000$ kg/m³

Phantom section: Flat Section

DASY4 Configuration:

- Probe: ET3DV6 - SN1586; ConvF(6.22, 6.22, 6.22);
- Sensor-Surface: 4mm (Mechanical Surface Detection)
- Electronics: DAE3 Sn450; Calibrated: 31/10/2013
- Phantom: ELI v5.0; Type: QDOVA002AA; Serial: TP:xxxx
- Measurement SW: DASY4, V4.7 Build 80; Postprocessing SW: SEMCAD, V1.8 Build 186

Back of EUT Facing Phantom - High/Area Scan (111x81x1): Measurement grid: dx=15mm, dy=15mm

Maximum value of SAR (interpolated) = 1.05 mW/g

Back of EUT Facing Phantom - High/Zoom Scan (5x5x7) (5x5x7)/Cube 0: Measurement grid: dx=8mm, dy=8mm, dz=5mm

Reference Value = 32.2 V/m; Power Drift = 0.003 dB

Peak SAR (extrapolated) = 2.47 W/kg

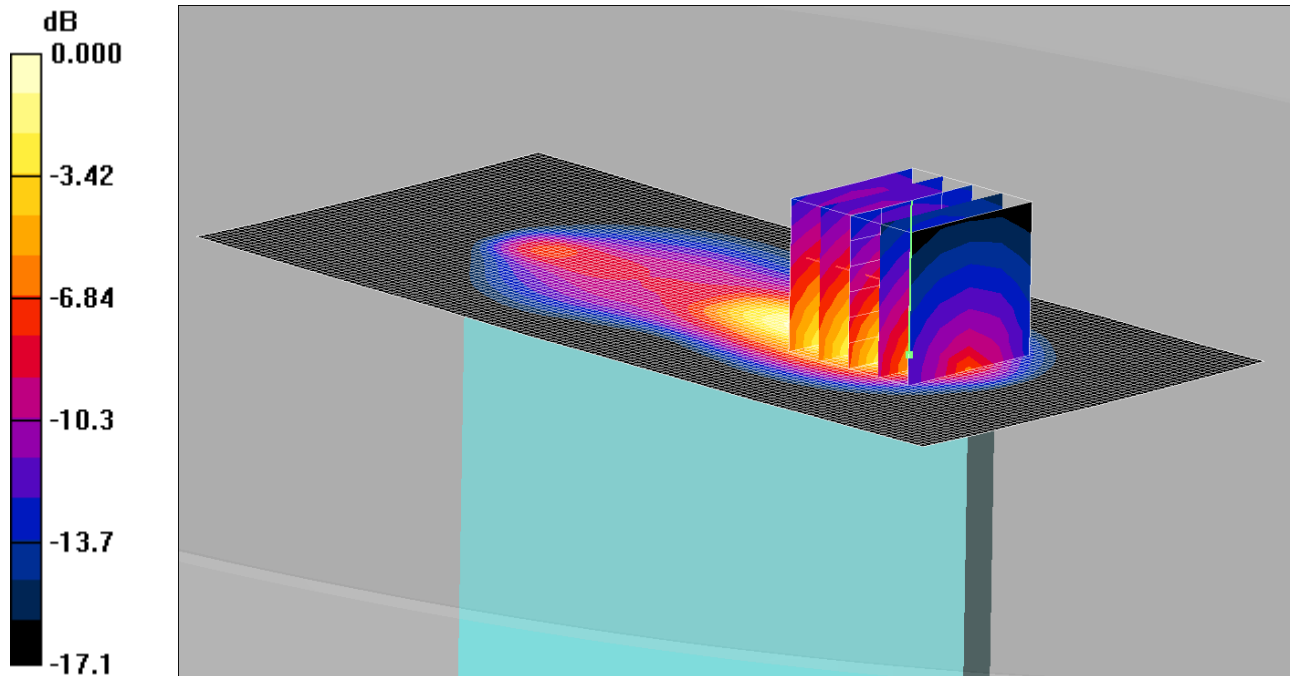
SAR(1 g) = 1.14 mW/g; SAR(10 g) = 0.570 mW/g

Maximum value of SAR (measured) = 1.34 mW/g

058: Top of EUT Facing Phantom CDMA BC0 EVDO ReIB Three Carrier Mini CH384+425+466

Date: 07/08/2014

DUT: A1600; Type: FCC ID: BCGA1600



0 dB = 1.19mW/g

Communication System: CDMA 2000 BC0 US; Frequency: 836.52 MHz; Duty Cycle: 1:1

Medium: 900 MHz MSL Medium parameters used (interpolated): $f = 836.52$ MHz; $\sigma = 0.973$ mho/m; $\epsilon_r = 54$; $\rho = 1000$ kg/m³

Phantom section: Flat Section

DASY4 Configuration:

- Probe: ET3DV6 - SN1586; ConvF(6.22, 6.22, 6.22);
- Sensor-Surface: 4mm (Mechanical Surface Detection)
- Electronics: DAE3 Sn450; Calibrated: 31/10/2013
- Phantom: ELI v5.0; Type: QDOVA002AA; Serial: TP:xxxx
- Measurement SW: DASY4, V4.7 Build 80; Postprocessing SW: SEMCAD, V1.8 Build 186

Top of EUT Facing Phantom - Middle/Area Scan (61x131x1): Measurement grid: dx=15mm, dy=15mm

Maximum value of SAR (interpolated) = 1.47 mW/g

Top of EUT Facing Phantom - Middle/Zoom Scan (5x5x7) (5x5x7)/Cube 0: Measurement grid: dx=8mm, dy=8mm, dz=5mm

Reference Value = 18.8 V/m; Power Drift = -0.019 dB

Peak SAR (extrapolated) = 2.34 W/kg

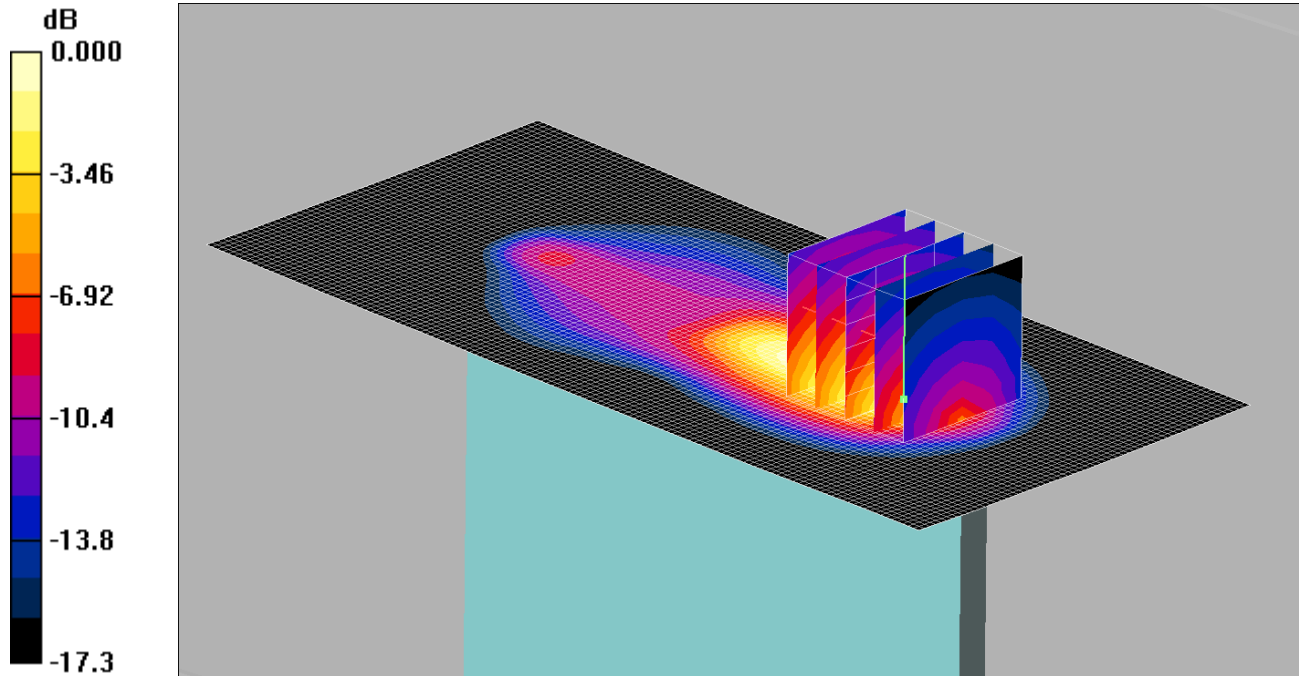
SAR(1 g) = 0.981 mW/g; SAR(10 g) = 0.515 mW/g

Maximum value of SAR (measured) = 1.19 mW/g

059: Top of EUT Facing Phantom CDMA BC0 EVDO ReIB Three Carrier Mini CH1013+31+72

Date: 07/08/2014

DUT: A1600; Type: FCC ID: BCGA1600



0 dB = 1.12mW/g

Communication System: CDMA 2000 BC0 US; Frequency: 824.7 MHz; Duty Cycle: 1:1

Medium: 900 MHz MSL Medium parameters used (interpolated): f = 824.7 MHz; σ = 0.966 mho/m; ϵ_r = 54; ρ = 1000 kg/m³

Phantom section: Flat Section

DASY4 Configuration:

- Probe: ET3DV6 - SN1586; ConvF(6.22, 6.22, 6.22);
- Sensor-Surface: 4mm (Mechanical Surface Detection)
- Electronics: DAE3 Sn450; Calibrated: 31/10/2013
- Phantom: ELI v5.0; Type: QDOVA002AA; Serial: TP:xxxx
- Measurement SW: DASY4, V4.7 Build 80; Postprocessing SW: SEMCAD, V1.8 Build 186

Top of EUT Facing Phantom - Low/Area Scan (61x131x1): Measurement grid: dx=15mm, dy=15mm

Maximum value of SAR (interpolated) = 1.32 mW/g

Top of EUT Facing Phantom - Low/Zoom Scan (5x5x7) (5x5x7)/Cube 0: Measurement grid: dx=8mm, dy=8mm, dz=5mm

Reference Value = 17.7 V/m; Power Drift = -0.106 dB

Peak SAR (extrapolated) = 2.27 W/kg

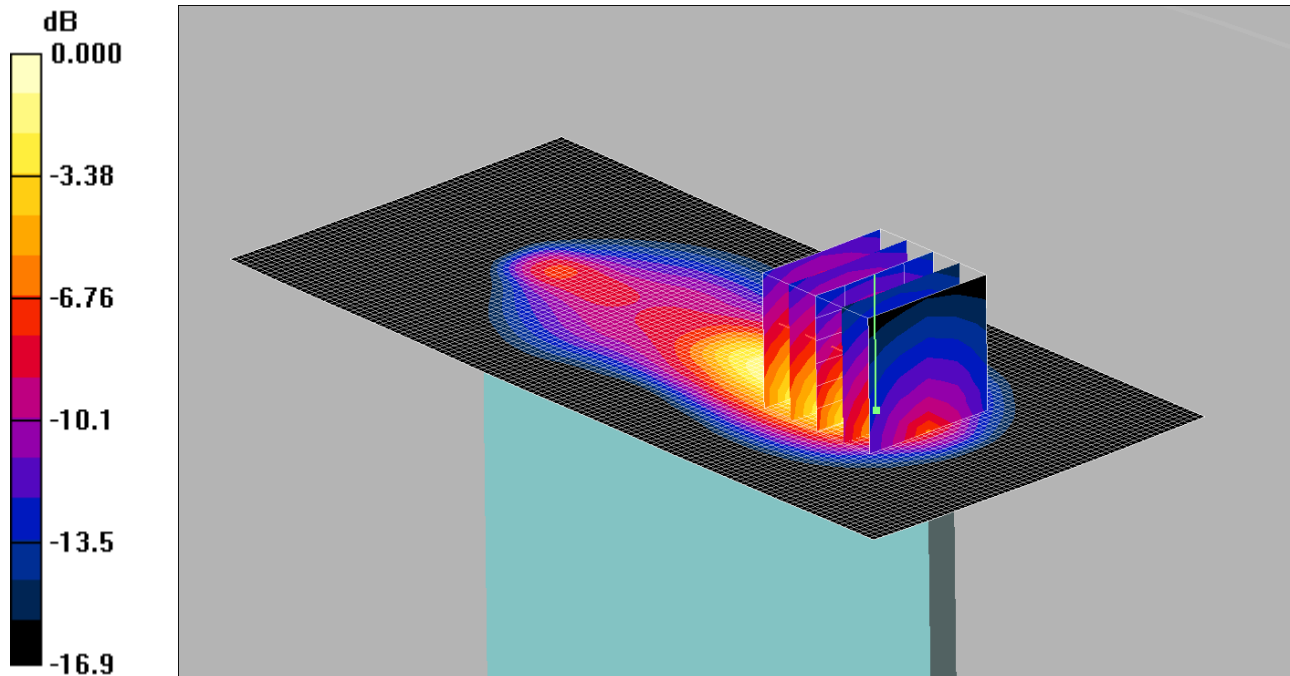
SAR(1 g) = 0.917 mW/g; SAR(10 g) = 0.483 mW/g

Maximum value of SAR (measured) = 1.12 mW/g

060: Top of EUT Facing Phantom CDMA BC0 EVDO ReIB Three Carrier Mini CH695+736+777

Date: 07/08/2014

DUT: A1600; Type: FCC ID: BCGA1600



0 dB = 1.15mW/g

Communication System: CDMA 2000 BC0 US; Frequency: 848.31 MHz; Duty Cycle: 1:1

Medium: 900 MHz MSL Medium parameters used (interpolated): $f = 848.31$ MHz; $\sigma = 0.98$ mho/m; $\epsilon_r = 53.9$; $\rho = 1000$ kg/m³

Phantom section: Flat Section

DASY4 Configuration:

- Probe: ET3DV6 - SN1586; ConvF(6.22, 6.22, 6.22);
- Sensor-Surface: 4mm (Mechanical Surface Detection)
- Electronics: DAE3 Sn450; Calibrated: 31/10/2013
- Phantom: ELI v5.0; Type: QDOVA002AA; Serial: TP:xxxx
- Measurement SW: DASY4, V4.7 Build 80; Postprocessing SW: SEMCAD, V1.8 Build 186

Top of EUT Facing Phantom - High/Area Scan (61x131x1): Measurement grid: dx=15mm, dy=15mm

Maximum value of SAR (interpolated) = 1.38 mW/g

Top of EUT Facing Phantom - High/Zoom Scan (5x5x7) (5x5x7)/Cube 0: Measurement grid: dx=8mm, dy=8mm, dz=5mm

Reference Value = 19.4 V/m; Power Drift = -0.035 dB

Peak SAR (extrapolated) = 2.24 W/kg

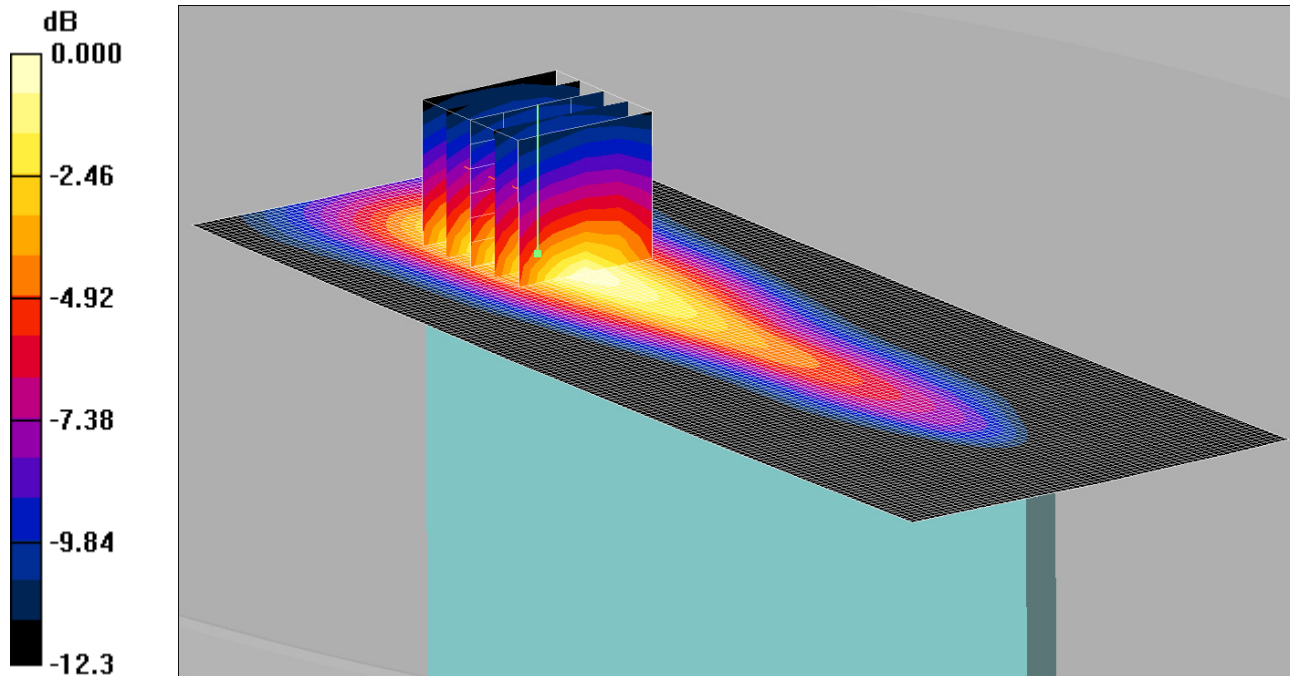
SAR(1 g) = 0.944 mW/g; SAR(10 g) = 0.502 mW/g

Maximum value of SAR (measured) = 1.15 mW/g

061: Right Side of EUT Facing Phantom CDMA BC0 EVDO ReB Three Carrier Mini CH384+425+466

Date: 07/08/2014

DUT: A1600; Type: FCC ID: BCGA1600



0 dB = 0.139mW/g

Communication System: CDMA 2000 BC0 US; Frequency: 836.52 MHz; Duty Cycle: 1:1

Medium: 900 MHz MSL Medium parameters used (interpolated): $f = 836.52$ MHz; $\sigma = 0.973$ mho/m; $\epsilon_r = 54$; $\rho = 1000$ kg/m³

Phantom section: Flat Section

DASY4 Configuration:

- Probe: ET3DV6 - SN1586; ConvF(6.22, 6.22, 6.22);
- Sensor-Surface: 4mm (Mechanical Surface Detection)
- Electronics: DAE3 Sn450; Calibrated: 31/10/2013
- Phantom: ELI v5.0; Type: QDOVA002AA; Serial: TP:xxxx
- Measurement SW: DASY4, V4.7 Build 80; Postprocessing SW: SEMCAD, V1.8 Build 186

Right Side of EUT Facing Phantom - Middle/Area Scan (61x161x1): Measurement grid: dx=15mm, dy=15mm

Maximum value of SAR (interpolated) = 0.142 mW/g

Right Side of EUT Facing Phantom - Middle/Zoom Scan (5x5x7) (5x5x7)/Cube 0: Measurement grid: dx=8mm, dy=8mm, dz=5mm

Reference Value = 8.37 V/m; Power Drift = -0.176 dB

Peak SAR (extrapolated) = 0.215 W/kg

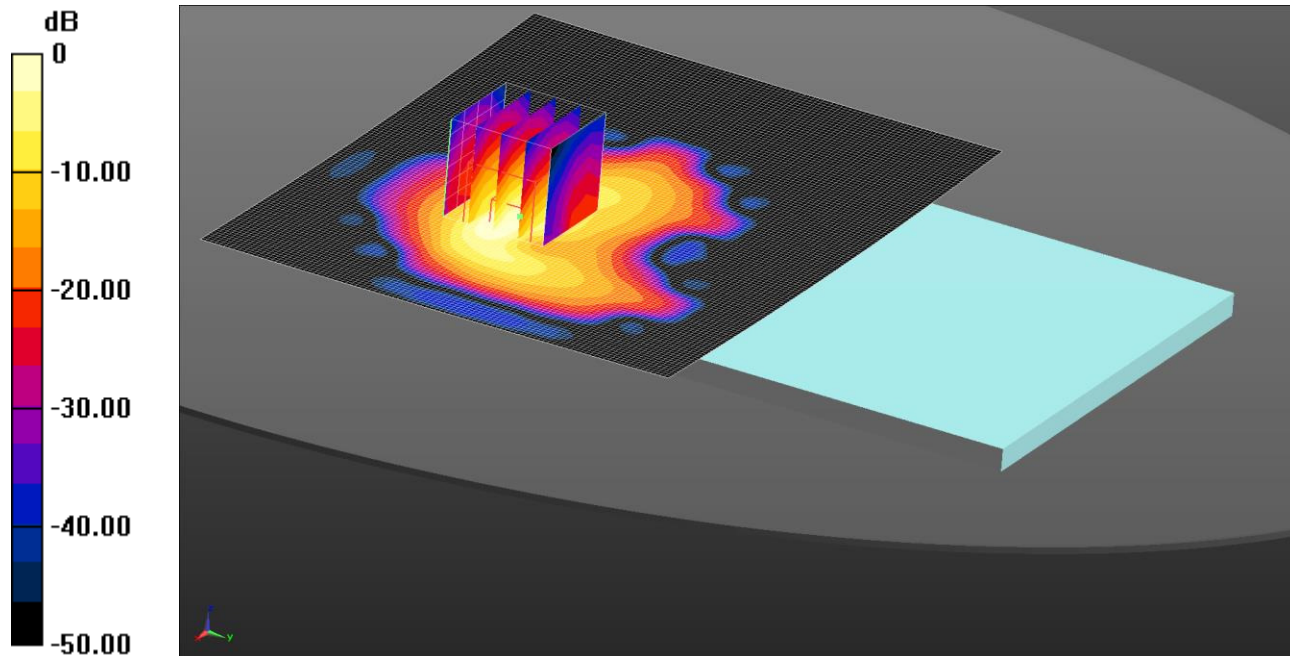
SAR(1 g) = 0.124 mW/g; SAR(10 g) = 0.072 mW/g

Maximum value of SAR (measured) = 0.139 mW/g

062: Back of EUT Facing Phantom CDMA BC 1 RC3 S032 CH600

Date: 28/07/14

DUT: A1600; Type: FCC ID: BCGA1600



0 dB = 1.14 W/kg = 0.56 dBW/kg

Communication System: UID 0, CDMA2000 (0); Frequency: 1880 MHz; Duty Cycle: 1:1

Medium: 1900 MHz /MSL Medium parameters used (interpolated): f = 1880 MHz; $\sigma = 1.538 \text{ S/m}$; $\epsilon_r = 51.97$; $\rho = 1000 \text{ kg/m}^3$

Phantom section: Flat Section

DASY4 Configuration:

- Probe: EX3DV4 - SN3995; ConvF(7.74, 7.74, 7.74); Calibrated: 09/05/14;
- Sensor-Surface: 4mm (Mechanical Surface Detection)
- Electronics: DAE4 Sn1435; Calibrated: 15/04/14
- Phantom: ELI v5.0 (30deg probe tilt); Type: QDOVA002AA; Serial: TP:xxxx
- ; SEMCAD X Version 14.6.10 (7331)

Configuration/Back of EUT Facing Phantom - Middle/Area Scan (131x101x1): Interpolated grid: dx=1.500 mm, dy=1.500 mm

Maximum value of SAR (interpolated) = 1.14 W/kg

Configuration/Back of EUT Facing Phantom - Middle/Zoom Scan (5x5x7) (5x5x7)/Cube 0: Measurement grid: dx=8mm, dy=8mm, dz=5mm

Reference Value = 10.35 V/m; Power Drift = -0.07 dB

Peak SAR (extrapolated) = 2.09 W/kg

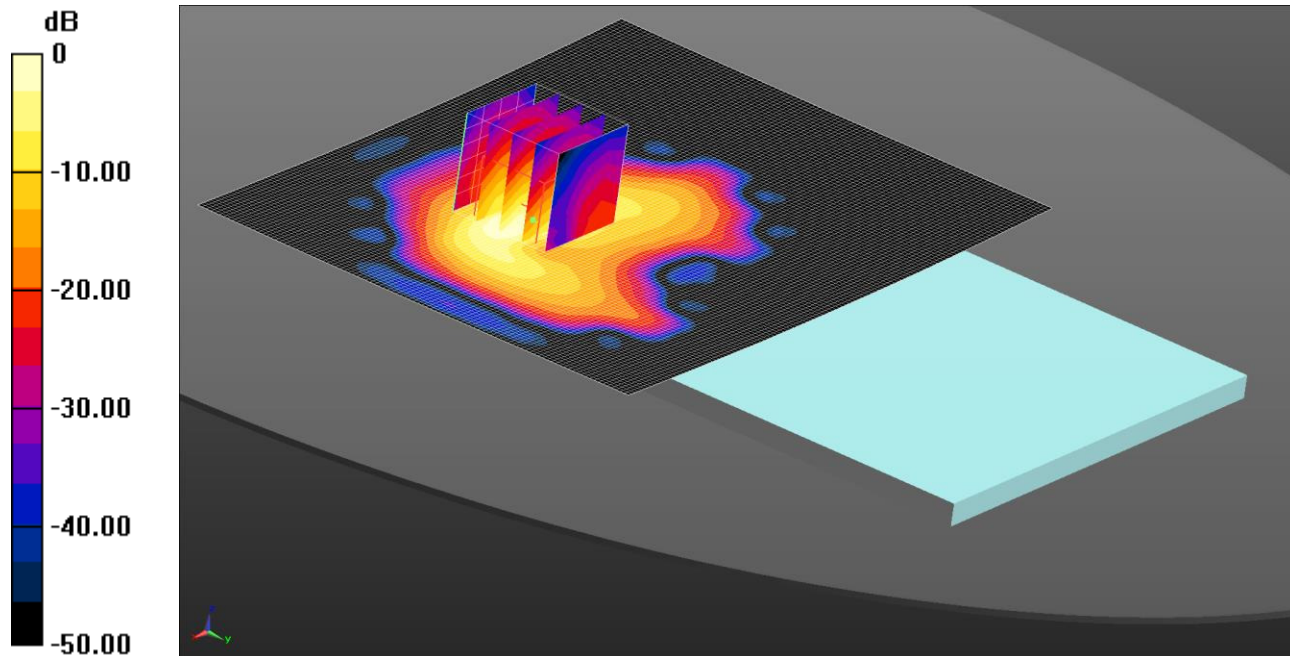
SAR(1 g) = 1.04 W/kg; SAR(10 g) = 0.464 W/kg

Maximum value of SAR (measured) = 1.19 W/kg

063: Back of EUT Facing Phantom CDMA BC 1 RC3 S032 Low CH25

Date: 28/07/14

DUT: A1600; Type: FCC ID: BCGA1600



0 dB = 1.09 W/kg = 0.38 dBW/kg

Communication System: UID 0, CDMA2000 (0); Frequency: 1851.25 MHz; Duty Cycle: 1:1
Medium: 1900 MHz /MSL Medium parameters used (interpolated): f = 1851.25 MHz; $\sigma = 1.51$ S/m; $\epsilon_r = 52.068$; $\rho = 1000$ kg/m³

Phantom section: Flat Section

DASY4 Configuration:

- Probe: EX3DV4 - SN3995; ConvF(7.74, 7.74, 7.74); Calibrated: 09/05/14;
- Sensor-Surface: 4mm (Mechanical Surface Detection)
- Electronics: DAE4 Sn1435; Calibrated: 15/04/14
- Phantom: ELI v5.0 (30deg probe tilt); Type: QDOVA002AA; Serial: TP:xxxx
- ; SEMCAD X Version 14.6.10 (7331)

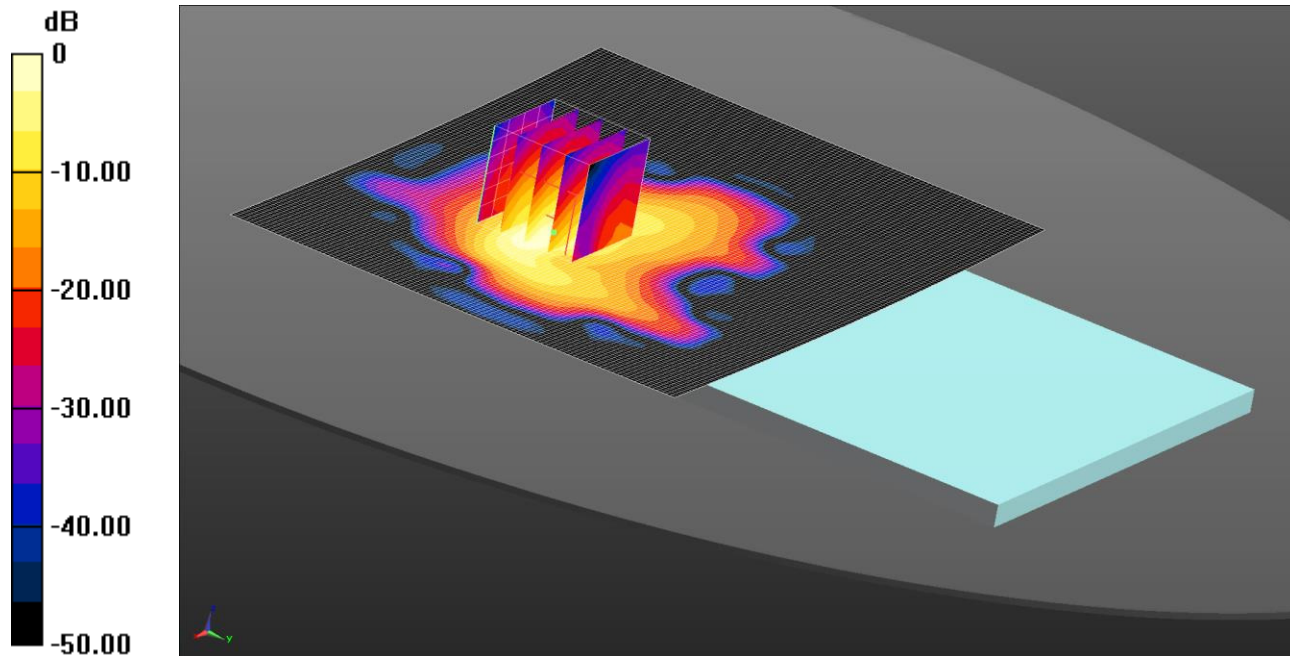
Configuration/Back of EUT Facing Phantom - Middle/Area Scan (131x101x1): Interpolated grid: dx=1.500 mm, dy=1.500 mm
Maximum value of SAR (interpolated) = 1.09 W/kg

Configuration/Back of EUT Facing Phantom - Middle/Zoom Scan (5x5x7) (5x5x7)/Cube 0: Measurement grid: dx=8mm, dy=8mm, dz=5mm
Reference Value = 10.11 V/m; Power Drift = -0.16 dB
Peak SAR (extrapolated) = 2.01 W/kg
SAR(1 g) = 1.01 W/kg; SAR(10 g) = 0.447 W/kg
Maximum value of SAR (measured) = 1.17 W/kg

064: Back of EUT Facing Phantom CDMA BC 1 RC3 S032 High CH1175

Date: 28/07/14

DUT: A1600; Type: FCC ID: BCGA1600



0 dB = 1.30 W/kg = 1.13 dBW/kg

Communication System: UID 0, CDMA2000 (0); Frequency: 1908.75 MHz; Duty Cycle: 1:1
Medium: 1900 MHz /MSL Medium parameters used (interpolated): f = 1908.75 MHz; $\sigma = 1.565$ S/m; $\epsilon_r = 51.87$; $\rho = 1000$ kg/m³

Phantom section: Flat Section

DASY4 Configuration:

- Probe: EX3DV4 - SN3995; ConvF(7.74, 7.74, 7.74); Calibrated: 09/05/14;
- Sensor-Surface: 4mm (Mechanical Surface Detection)
- Electronics: DAE4 Sn1435; Calibrated: 15/04/14
- Phantom: ELI v5.0 (30deg probe tilt); Type: QDOVA002AA; Serial: TP:xxxx
- ; SEMCAD X Version 14.6.10 (7331)

Configuration/Back of EUT Facing Phantom - Middle/Area Scan (131x101x1): Interpolated grid: dx=1.500 mm, dy=1.500 mm
Maximum value of SAR (interpolated) = 1.30 W/kg

Configuration/Back of EUT Facing Phantom - Middle/Zoom Scan (5x5x7) (5x5x7)/Cube 0: Measurement grid: dx=8mm, dy=8mm, dz=5mm

Reference Value = 12.26 V/m; Power Drift = -0.10 dB

Peak SAR (extrapolated) = 2.38 W/kg

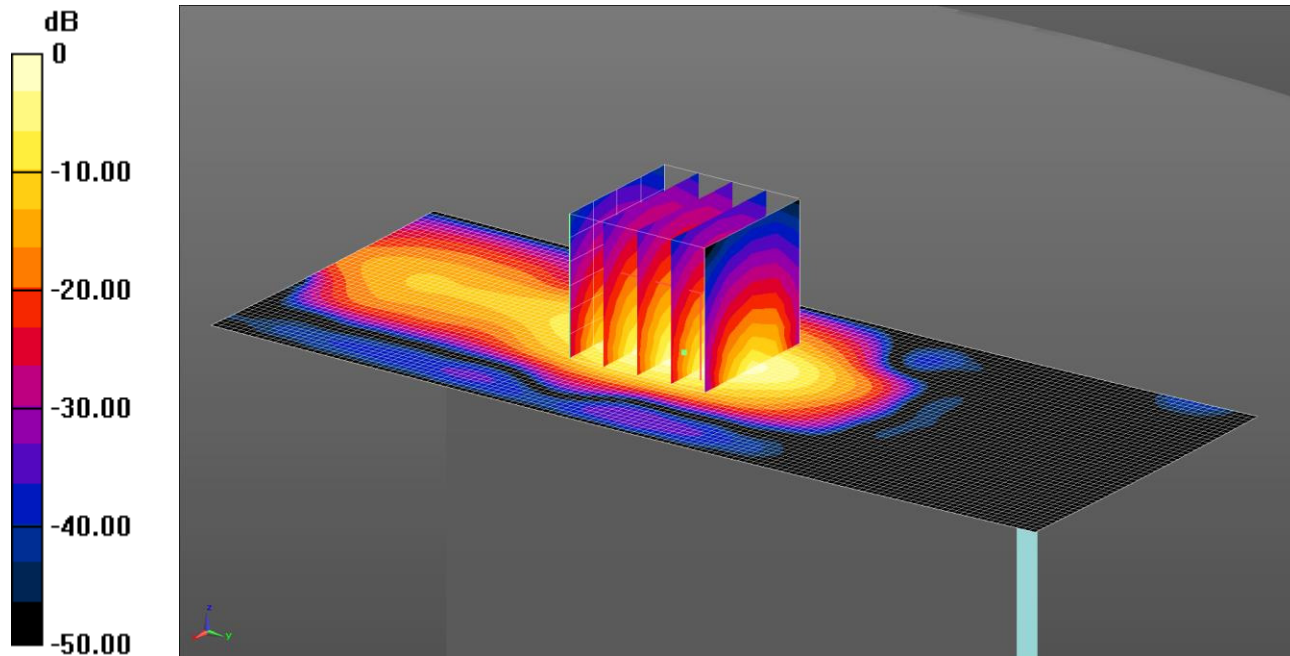
SAR(1 g) = 1.17 W/kg; SAR(10 g) = 0.519 W/kg

Maximum value of SAR (measured) = 1.35 W/kg

065: Top of EUT Facing Phantom CDMA BC 1 RC3 S032 High CH600

Date: 28/07/14

DUT: A1600; Type: FCC ID: BCGA1600



0 dB = 1.29 W/kg = 1.11 dBW/kg

Communication System: UID 0, CDMA2000 (0); Frequency: 1880 MHz; Duty Cycle: 1:1

Medium: 1900 MHz /MSL Medium parameters used (interpolated): $f = 1880$ MHz; $\sigma = 1.538$ S/m; $\epsilon_r = 51.97$; $\rho = 1000$ kg/m³

Phantom section: Flat Section

DASY4 Configuration:

- Probe: EX3DV4 - SN3995; ConvF(7.74, 7.74, 7.74); Calibrated: 09/05/14;
- Sensor-Surface: 4mm (Mechanical Surface Detection)
- Electronics: DAE4 Sn1435; Calibrated: 15/04/14
- Phantom: ELI v5.0 (30deg probe tilt); Type: QDOVA002AA; Serial: TP:xxxx
- ; SEMCAD X Version 14.6.10 (7331)

Configuration/Back of EUT Facing Phantom - Middle/Area Scan (51x131x1): Interpolated grid: dx=1.500 mm, dy=1.500 mm

Maximum value of SAR (interpolated) = 1.29 W/kg

Configuration/Back of EUT Facing Phantom - Middle/Zoom Scan (5x5x7) (5x5x7)/Cube 0: Measurement grid: dx=8mm, dy=8mm, dz=5mm

Reference Value = 8.245 V/m; Power Drift = 0.17 dB

Peak SAR (extrapolated) = 1.91 W/kg

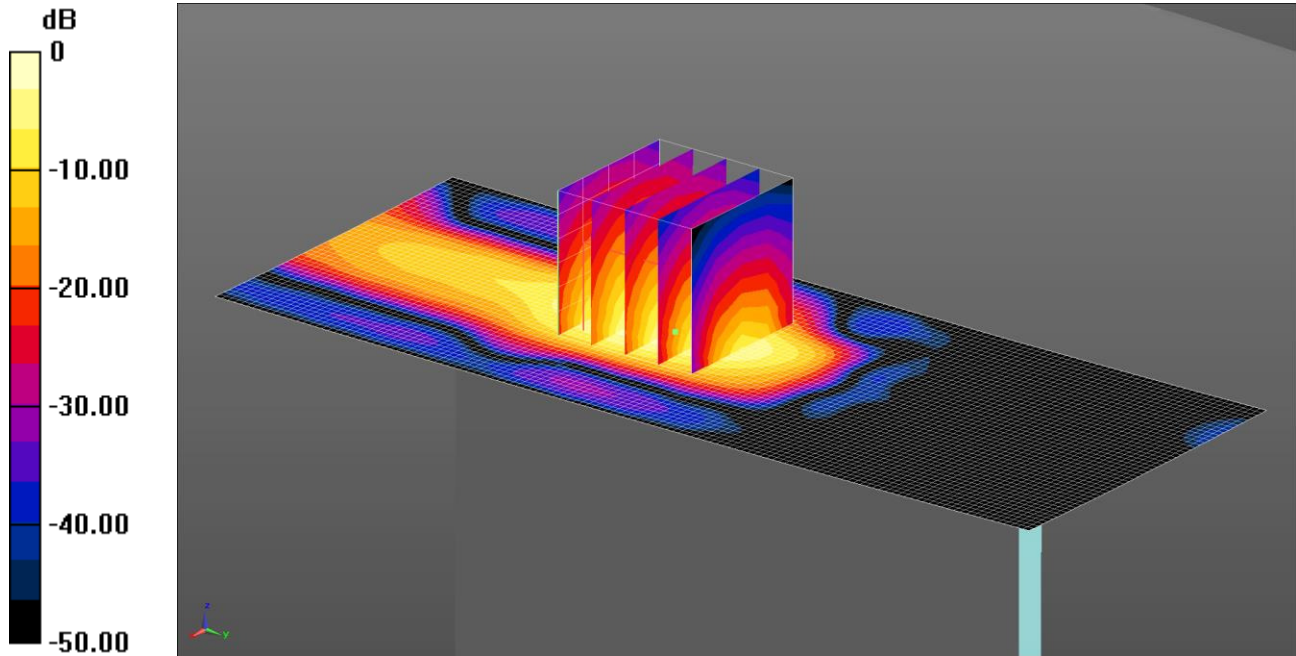
SAR(1 g) = 0.976 W/kg; SAR(10 g) = 0.453 W/kg

Maximum value of SAR (measured) = 1.12 W/kg

066: Top of EUT Facing Phantom CDMA BC 1 RC3 S032 High CH25

Date: 28/07/14

DUT: A1600; Type: FCC ID: BCGA1600



0 dB = 1.12 W/kg = 0.49 dBW/kg

Communication System: UID 0, CDMA2000 (0); Frequency: 1851.25 MHz; Duty Cycle: 1:1

Medium: 1900 MHz /MSL Medium parameters used (interpolated): $f = 1851.25$ MHz; $\sigma = 1.51$ S/m; $\epsilon_r = 52.068$; $\rho = 1000$ kg/m³

Phantom section: Flat Section

DASY4 Configuration:

- Probe: EX3DV4 - SN3995; ConvF(7.74, 7.74, 7.74); Calibrated: 09/05/14;

- Sensor-Surface: 4mm (Mechanical Surface Detection)

- Electronics: DAE4 Sn1435; Calibrated: 15/04/14

- Phantom: ELI v5.0 (30deg probe tilt); Type: QDOVA002AA; Serial: TP:xxxx

- ; SEMCAD X Version 14.6.10 (7331)

Configuration/Back of EUT Facing Phantom - Middle/Area Scan (51x131x1): Interpolated grid: dx=1.500 mm, dy=1.500 mm

Maximum value of SAR (interpolated) = 1.12 W/kg

Configuration/Back of EUT Facing Phantom - Middle/Zoom Scan (5x5x7) (5x5x7)/Cube 0: Measurement grid: dx=8mm, dy=8mm, dz=5mm

Reference Value = 11.32 V/m; Power Drift = 0.02 dB

Peak SAR (extrapolated) = 1.58 W/kg

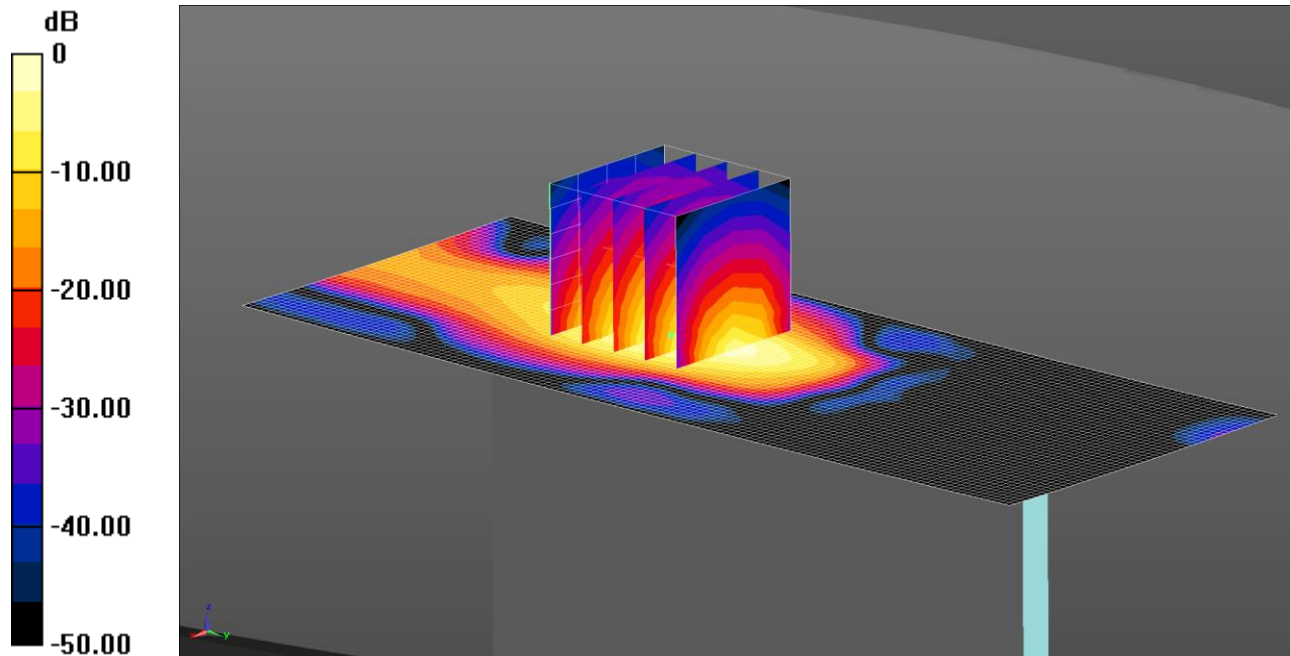
SAR(1 g) = 0.812 W/kg; SAR(10 g) = 0.380 W/kg

Maximum value of SAR (measured) = 0.911 W/kg

067: Top of EUT Facing Phantom CDMA BC 1 RC3 S032 High CH1175

Date: 28/07/14

DUT: A1600; Type: FCC ID: BCGA1600



0 dB = 1.47 W/kg = 1.67 dBW/kg

Communication System: UID 0, CDMA2000 (0); Frequency: 1908.75 MHz; Duty Cycle: 1:1

Medium: 1900 MHz /MSL Medium parameters used (interpolated): f = 1908.75 MHz; $\sigma = 1.565$ S/m; $\epsilon_r = 51.87$; $\rho = 1000$ kg/m³

Phantom section: Flat Section

DASY4 Configuration:

- Probe: EX3DV4 - SN3995; ConvF(7.74, 7.74, 7.74); Calibrated: 09/05/14;
- Sensor-Surface: 4mm (Mechanical Surface Detection)
- Electronics: DAE4 Sn1435; Calibrated: 15/04/14
- Phantom: ELI v5.0 (30deg probe tilt); Type: QDOVA002AA; Serial: TP:xxxx
- ; SEMCAD X Version 14.6.10 (7331)

Configuration/Back of EUT Facing Phantom - Middle/Area Scan (51x131x1): Interpolated grid: dx=1.500 mm, dy=1.500 mm

Maximum value of SAR (interpolated) = 1.47 W/kg

Configuration/Back of EUT Facing Phantom - Middle/Zoom Scan (5x5x7) (5x5x7)/Cube 0: Measurement grid: dx=8mm, dy=8mm, dz=5mm

Reference Value = 14.10 V/m; Power Drift = 0.04 dB

Peak SAR (extrapolated) = 2.20 W/kg

SAR(1 g) = 1.12 W/kg; SAR(10 g) = 0.518 W/kg

Maximum value of SAR (measured) = 1.27 W/kg