



12. SETUP PHOTOS



12.1. ANTENNA PORT CONDUCTED RF MEASUREMENT SETUP



12.2. RADIATED RF MEASUREMENT SETUP (BELOW 1 GHz)



12.3. RADIATED RF MEASUREMENT SETUP FOR PORTABLE CONFIGURATION





Y-AXIS FRONT PHOTO




Y-AXIS BACK PHOTO







12.4. POWERLINE CONDUCTED EMISSIONS MEASUREMENT SETUP





12.5. DYNAMIC FREQUENCY SELECTION MEASUREMENT SETUP

12.5.1. STANDARD CLIENT MODE






12.5.2. CLIENT TO CLIENT MODE



DFS FRONT PHOTO (CLIENT-TO-CLIENT COMMUNICATIONS MODE SETUP)



END OF REPORT