




13. SETUP PHOTOS



ANTENNA PORT CONDUCTED RF MEASUREMENT SETUP





RADIATED RF MEASUREMENT SETUP (BELOW 1 GHz)







RADIATED RF MEASUREMENT SETUP (ABOVE 1 GHz)



RADIATED RF MEASUREMENT SETUP FOR PORTABLE CONFIGURATION








POWERLINE CONDUCTED EMISSIONS MEASUREMENT SETUP



LINE CONDUCTED BACK PHOTO



DYNAMIC FREQUENCY SELECTION MEASUREMENT SETUP

DFS FRONT PHOTO



DFS BACK PHOTO



DFS FRONT PHOTO (CLIENT MODE SETUP)



DFS FRONT PHOTO (CLIENT-TO-CLIENT COMMUNICATIONS MODE SETUP)



END OF REPORT

Page 639 of 639