



## 10. SETUP PHOTOS

### ANTENNA PORT CONDUCTED RF MEASUREMENT SETUP




### RADIATED RF MEASUREMENT SETUP FOR PORTABLE CONFIGURATION



Y-AXIS PHOTO



Z-AXIS PHOTO



ENVIRONMENTAL CHAMBER PHOTO



**END OF REPORT**