




13. SETUP PHOTOS


ANTENNA PORT CONDUCTED RF MEASUREMENT SETUP




RADIATED RF MEASUREMENT SETUP (BELOW 1 GHz)




RADIATED RF MEASUREMENT SETUP (ABOVE 1 GHz)




RADIATED RF MEASUREMENT SETUP FOR PORTABLE CONFIGURATION




Y-AXIS FRONT PHOTO




Y-AXIS BACK PHOTO







POWERLINE CONDUCTED EMISSIONS MEASUREMENT SETUP



LINE CONDUCTED BACK PHOTO



DYNAMIC FREQUENCY SELECTION MEASUREMENT SETUP



DFS FRONT PHOTO (CLIENT MODE SETUP)



DFS FRONT PHOTO (CLIENT TO CLIENT COMMUNICATIONS MODE SETUP)



END OF REPORT