




12. SETUP PHOTOS

ANTENNA PORT CONDUCTED RF MEASUREMENT SETUP





RADIATED RF MEASUREMENT SETUP (BELOW 1 GHz)






RADIATED RF MEASUREMENT SETUP (ABOVE 1 GHz)






RADIATED RF MEASUREMENT SETUP FOR PORTABLE CONFIGURATION




X-AXIS BACK PHOTO



Y-AXIS FRONT PHOTO




Y-AXIS BACK PHOTO





Z-AXIS FRONT PHOTO








POWERLINE CONDUCTED EMISSIONS MEASUREMENT SETUP





DYNAMIC FREQUENCY SELECTION MEASUREMENT SETUP





END OF REPORT