


12. SETUP PHOTOS

12.1. ANTENNA PORT CONDUCTED RF MEASUREMENT SETUP




12.2. RADIATED RF MEASUREMENT SETUP (BELOW 1 GHz)


RADIATED FRONT PHOTO (BELOW 1 GHz)




RADIATED BACK PHOTO (BELOW 1 GHz)



12.3. RADIATED RF MEASUREMENT SETUP FOR PORTABLE CONFIGURATION



Z-AXIS FRONT PHOTO



12.4. POWERLINE CONDUCTED EMISSIONS MEASUREMENT SETUP



LINE CONDUCTED FRONT PHOTO



LINE CONDUCTED BACK PHOTO



12.5. DYNAMIC FREQUENCY SELECTION MEASUREMENT SETUP



DFS FRONT PHOTO (CLIENT-TO-CLIENT COMMUNICATIONS
MODE SETUP)



END OF REPORT