



10. SETUP PHOTOS


ANTENNA PORT CONDUCTED RF MEASUREMENT SETUP




RADIATED RF MEASUREMENT SETUP FOR PORTABLE CONFIGURATION



Y-AXIS PHOTO



Z-AXIS PHOTO



ENVIRONMENTAL CHAMBER

ENVIRONMENTAL CHAMBER PHOTO



END OF REPORT