



## 12. SETUP PHOTOS (MODEL: A1489)

### ANTENNA PORT CONDUCTED RF MEASUREMENT SETUP




**RADIATED RF MEASUREMENT SETUP (BELOW 1 GHz)**

RADIATED FRONT PHOTO (BELOW 1 GHz)




RADIATED BACK PHOTO (BELOW 1 GHz)




**RADIATED RF MEASUREMENT SETUP FOR PORTABLE CONFIGURATION**

X-AXIS FRONT PHOTO




X-AXIS BACK PHOTO



Y-AXIS FRONT PHOTO




Y-AXIS BACK PHOTO






Z-AXIS FRONT PHOTO




Z-AXIS BACK PHOTO



**POWERLINE CONDUCTED EMISSIONS MEASUREMENT SETUP**

EUT ONLY LINE CONDUCTED FRONT PHOTO



EUT ONLY LINE CONDUCTED BACK PHOTO



EUT WITH LAPTOP LINE CONDUCTED FRONT PHOTO




EUT WITH LAPTOP LINE CONDUCTED BACK PHOTO



### 13. SETUP PHOTOS (MODELS: A1622, A1623)

#### ANTENNA PORT CONDUCTED RF MEASUREMENT SETUP






**RADIATED RF MEASUREMENT SETUP (BELOW 1 GHz)**

RADIATED FRONT PHOTO (BELOW 1 GHz)




RADIATED BACK PHOTO (BELOW 1 GHz)




**RADIATED RF MEASUREMENT SETUP FOR PORTABLE CONFIGURATION**

RADIATED FRONT PHOTO (ABOVE 1 GHz)



RADIATED BACK PHOTO (ABOVE 1 GHz)



**POWERLINE CONDUCTED EMISSIONS MEASUREMENT SETUP**

**EUT WITH 10W AC ADAPTER**

EUT WITH APPLE WATCH LINE CONDUCTED FRONT PHOTO



EUT WITH APPLE WATCH LINE CONDUCTED BACK PHOTO






**EUT WITH 85W AC ADAPTER**

EUT WITH APPLE WATCH LINE CONDUCTED FRONT PHOTO



EUT WITH APPLE WATCH LINE CONDUCTED BACK PHOTO



**END OF REPORT**