


12. SETUP PHOTOS

RADIATED RF MEASUREMENT SETUP (BELOW 1 GHz), MD506LL/A

RADIATED BACK PHOTO (BELOW 1 GHz)



RADIATED BACK PHOTO (BELOW 1 GHz)



RADIATED RF MEASUREMENT SETUP (BELOW 1 GHz), MD836LL/A AND MD592LLA



RADIATED FRONT PHOTO (BELOW 1 GHz)




RADIATED BACK PHOTO (BELOW 1 GHz)



RADIATED RF MEASUREMENT SETUP FOR PORTABLE CONFIGURATION




Z-AXIS PHOTO




POWERLINE CONDUCTED EMISSIONS MEASUREMENT SETUP

AC/DC ADAPTER MODEL NUMBER: MD836LL/A

LINE CONDUCTED FRONT PHOTO




LINE CONDUCTED BACK PHOTO




AC/DC ADAPTER MODEL NUMBER: MD592LL/A

LINE CONDUCTED FRONT PHOTO




LINE CONDUCTED BACK PHOTO



AC/DC ADAPTER MODEL NUMBER: MD506LL/A

LINE CONDUCTED FRONT PHOTO



LINE CONDUCTED BACK PHOTO



END OF REPORT