


## 12. SETUP PHOTOS

### RADIATED RF MEASUREMENT SETUP (BELOW 1 GHz), MD506LL/A

RADIATED BACK PHOTO (BELOW 1 GHz)



RADIATED BACK PHOTO (BELOW 1 GHz)



**RADIATED RF MEASUREMENT SETUP (BELOW 1 GHz), MD836LL/A AND MD592LLA**



RADIATED FRONT PHOTO (BELOW 1 GHz)




RADIATED BACK PHOTO (BELOW 1 GHz)



**RADIATED RF MEASUREMENT SETUP FOR PORTABLE CONFIGURATION**









**POWERLINE CONDUCTED EMISSIONS MEASUREMENT SETUP**

**AC/DC ADAPTER MODEL NUMBER: MD836LL/A**

LINE CONDUCTED FRONT PHOTO



LINE CONDUCTED BACK PHOTO




**AC/DC ADAPTER MODEL NUMBER: MD592LL/A**

LINE CONDUCTED FRONT PHOTO




LINE CONDUCTED BACK PHOTO



**AC/DC ADAPTER MODEL NUMBER: MD506LL/A**

LINE CONDUCTED FRONT PHOTO



LINE CONDUCTED BACK PHOTO



**END OF REPORT**