



### 13. SETUP PHOTOS

#### 13.1. ANTENNA PORT CONDUCTED RF MEASUREMENT SETUP




### 13.2. RADIATED RF MEASUREMENT SETUP FOR PORTABLE CONFIGURATION

X-AXIS FRONT PHOTO




Y-AXIS FRONT PHOTO






### 13.3. POWERLINE CONDUCTED EMISSIONS MEASUREMENT SETUP

LINE CONDUCTED FRONT PHOTO



LINE CONDUCTED BACK PHOTO





### 13.4. DYNAMIC FREQUENCY SELECTION MEASUREMENT SETUP



DFS FRONT PHOTO (CLIENT MODE SETUP)



DFS FRONT PHOTO (CLIENT-TO-CLIENT COMMUNICATIONS MODE SETUP)



**END OF REPORT**