



12. SETUP PHOTOS

ANTENNA PORT CONDUCTED RF MEASUREMENT SETUP



RADIATED RF MEASUREMENT SETUP FOR PORTABLE CONFIGURATION



Y-AXIS PHOTO



Z-AXIS PHOTO



POWERLINE CONDUCTEDEMSSIONS MEASUREMENT SETUP



LINE CONDUCTED FRONT PHOTO



LINE CONDUCTED BACK PHOTO



DYNAMIC FREQUENCY SELECTION MEASUREMENT SETUP



DFS FRONT PHOTO (CLIENT SETUP)



DFS FRONT PHOTO (CLIENT-TO-CLIENT COMMUNICATIONS SETUP)



END OF REPORT