



## 10. SETUP PHOTOS

### ANTENNA PORT CONDUCTED RF MEASUREMENT SETUP




### RADIATED RF MEASUREMENT SETUP





Y POSITION PHOTO



Z POSITION PHOTO



**POWERLINE CONDUCTED EMISSIONS MEASUREMENT SETUP**



**END OF REPORT**