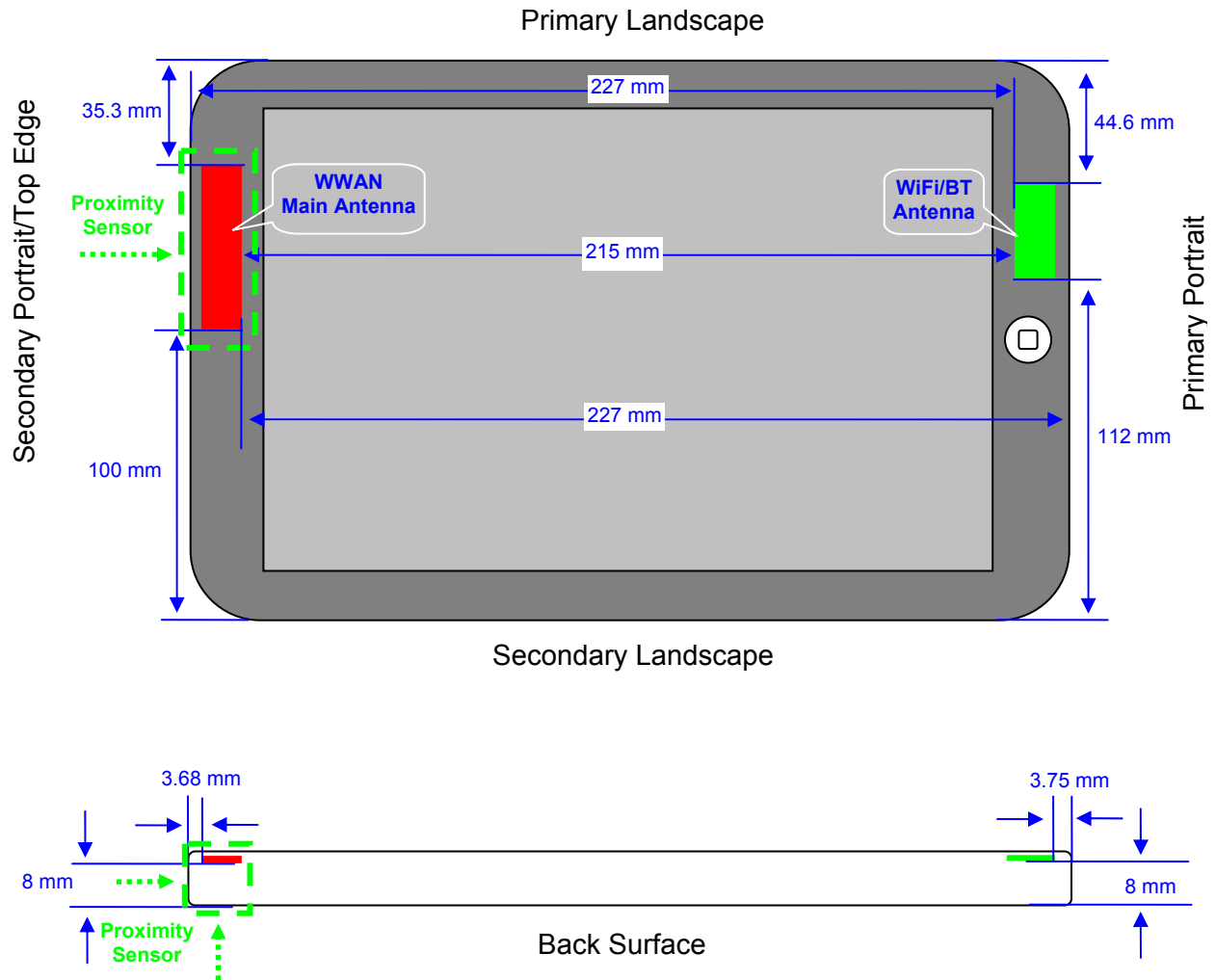


16. ANTENNAS LOCATIONS AND SEPARATION DISTANCES




17. WWAN TEST SETUP PHOTOS


Back Surface/Direct Contact (for PCS band)



Back Surface (for PCS band) 10 mm air gap distance




Back Surface/Direct Contact (for Cell band)



Primary Landscape/Direct Contact (for PCS band)




Primary Landscape/Direct Contact (for Cell band)



Secondary Landscape/Direct Contact (for PCS band)




Secondary Landscape/Direct Contact (for Cell band)




Primary Portrait (NO SAR test for WWAN)



Secondary Portrait (Top Edge)/Direct Contact (for PCS band)



Secondary Portrait(Top Edge) (for Cell/PCS band)) 9.5 mm air gap distance



Secondary Portrait (Top Edge)/Direct Contact (for Cell band)



18. WiFi TEST SETUP PHOTOS

Back Surface




Primary Landscape/Direct Contact




Secondary Landscape/Direct Contact



Primary Portrait/Direct Contact




Secondary Portrait(Top Edge) (NO SAR for WiFi/BT)



19. EXTERNAL PHOTOS

Front side



Back side



END OF REPORT