

Test Laboratory: The name of your organization

1_EUT Setup Configuration 1_802.11b

DUT: Apple; Type: A1084; Serial: N/A

Ambient temperature = 23.0 deg. C; Liquid temperature = 22.0 deg. C

Communication System: 802.11b; Frequency: 2412 MHz; Duty Cycle: 1:1.033

Medium parameters used (interpolated): $f = 2412$ MHz; $\sigma = 1.94$ mho/m; $\epsilon_r = 52.7$; $\rho = 1000$ kg/m³

Phantom section: Flat Section

Measurement Standard: DASY4 (High Precision Assessment)

DASY4 Configuration:

- Probe: ES3DV2 - SN3021; ConvF(4.1, 4.1, 4.1); Calibrated: 7/29/2003
- Sensor-Surface: 4mm (Mechanical Surface Detection)
- Electronics: DAE3 Sn500; Calibrated: 12/23/2003
- Phantom: SAM 2; Type: SAM 2; Serial: 1050
- Measurement SW: DASY4, V4.2 Build 44; Postprocessing SW: SEMCAD, V1.8 Build 112

Low Ch./Area Scan (6x8x1): Measurement grid: $dx=15$ mm, $dy=15$ mm

Reference Value = 7.74 V/m; Power Drift = 0.15 dB

Maximum value of SAR (measured) = 0.798 mW/g

[Info: Interpolated medium parameters used for SAR evaluation!](#)

Low Ch./Zoom Scan (5x5x7)/Cube 0: Measurement grid: $dx=7.5$ mm, $dy=7.5$ mm, $dz=5$ mm

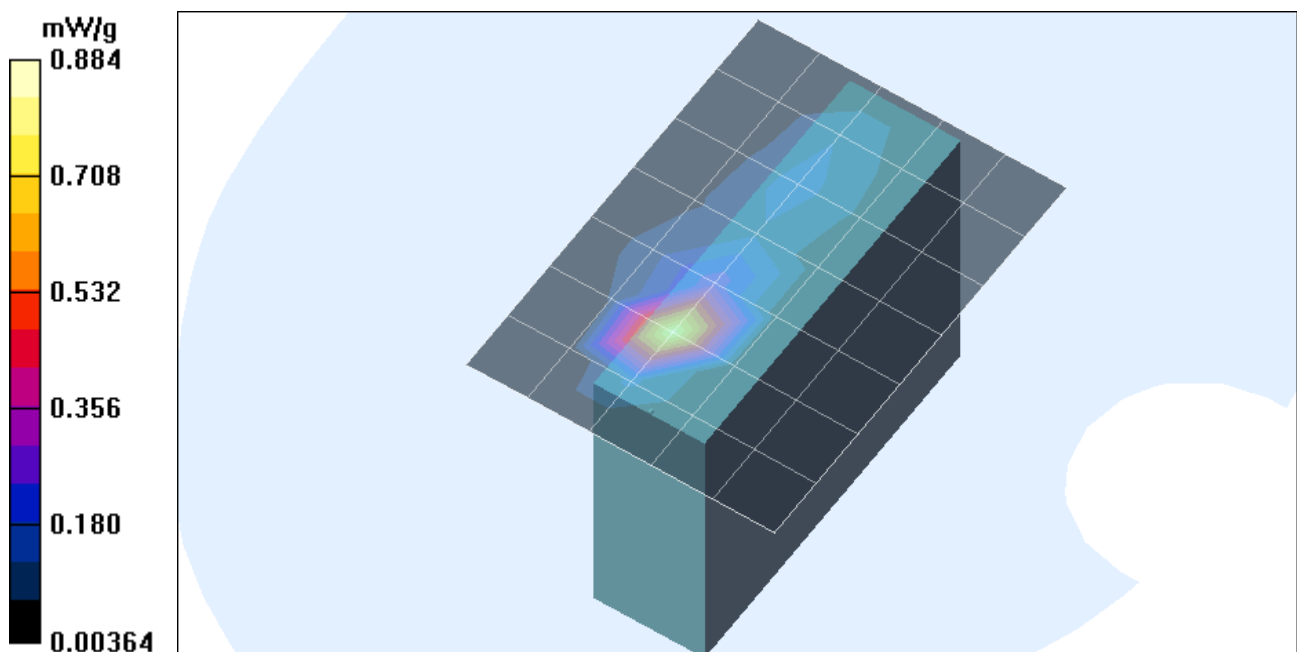
Reference Value = 7.74 V/m; Power Drift = 0.15 dB

Maximum value of SAR (measured) = 0.884 mW/g

Peak SAR (extrapolated) = 3.03 W/kg

SAR(1 g) = 0.719 mW/g; SAR(10 g) = 0.215 mW/g

[Info: Interpolated medium parameters used for SAR evaluation!](#)



Test Laboratory: The name of your organization

1_EUT Setup Configuration 1_802.11b

DUT: Apple; Type: A1084; Serial: N/A

Ambient temperature = 23.0 deg. C; Liquid temperature = 22.0 deg. C

Communication System: 802.11b; Frequency: 2437 MHz; Duty Cycle: 1:1.033

Medium parameters used (interpolated): $f = 2437$ MHz; $\sigma = 1.97$ mho/m; $\epsilon_r = 52.6$; $\rho = 1000$ kg/m³

Phantom section: Flat Section

Measurement Standard: DAS4 (High Precision Assessment)

DASY4 Configuration:

- Probe: ES3DV2 - SN3021; ConvF(4.1, 4.1, 4.1); Calibrated: 7/29/2003
- Sensor-Surface: 4mm (Mechanical Surface Detection)
- Electronics: DAE3 Sn500; Calibrated: 12/23/2003
- Phantom: SAM 2; Type: SAM 2; Serial: 1050
- Measurement SW: DAS4, V4.2 Build 44; Postprocessing SW: SEMCAD, V1.8 Build 112

Middle Ch./Area Scan (6x8x1): Measurement grid: dx=15mm, dy=15mm

Reference Value = 9.74 V/m; Power Drift = -0.12 dB

Maximum value of SAR (measured) = 0.741 mW/g

[Info: Interpolated medium parameters used for SAR evaluation!](#)

Middle Ch./Zoom Scan (5x5x7)/Cube 0: Measurement grid: dx=7.5mm, dy=7.5mm, dz=5mm

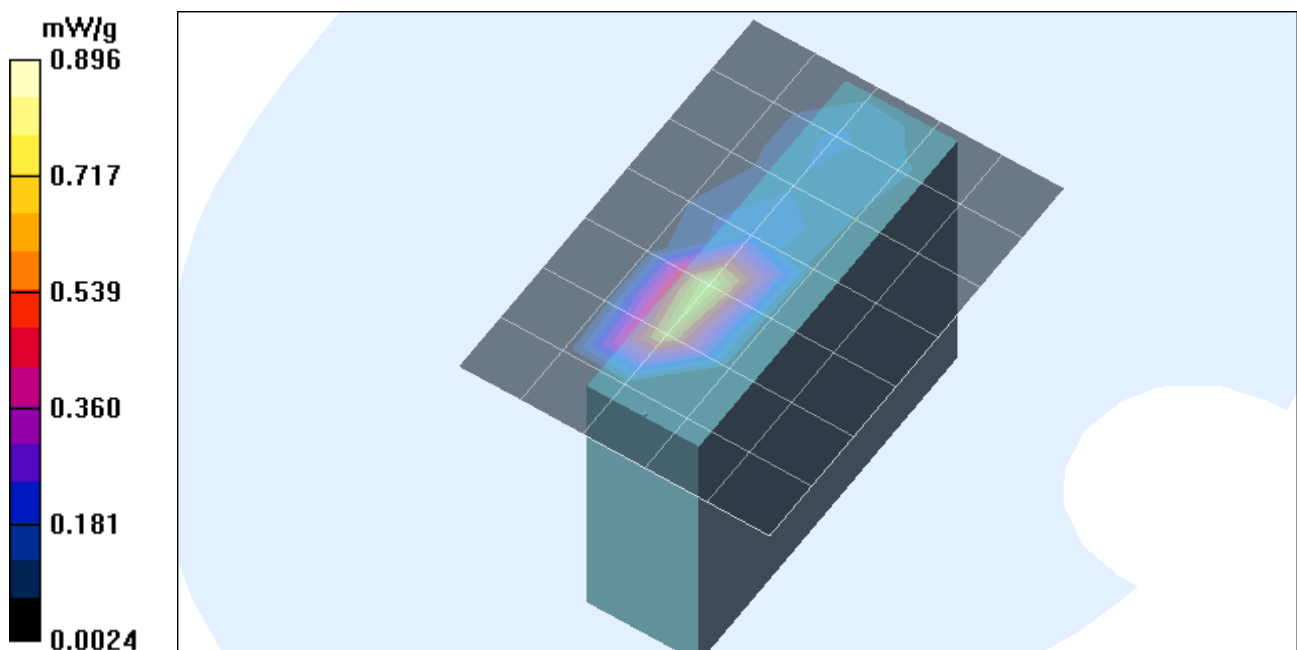
Reference Value = 9.74 V/m; Power Drift = -0.12 dB

Maximum value of SAR (measured) = 0.896 mW/g

Peak SAR (extrapolated) = 1.76 W/kg

SAR(1 g) = 0.73 mW/g; SAR(10 g) = 0.262 mW/g

[Info: Interpolated medium parameters used for SAR evaluation!](#)



Test Laboratory: The name of your organization

1_EUT Setup Configuration 1_802.11b

DUT: Apple; Type: A1084; Serial: N/A

Ambient temperature = 23.0 deg. C; Liquid temperature = 22.0 deg. C

Communication System: 802.11b; Frequency: 2462 MHz; Duty Cycle: 1:1.033

Medium parameters used (interpolated): $f = 2462$ MHz; $\sigma = 2.01$ mho/m; $\epsilon_r = 52.5$; $\rho = 1000$ kg/m³

Phantom section: Flat Section

Measurement Standard: DAS4 (High Precision Assessment)

DASY4 Configuration:

- Probe: ES3DV2 - SN3021; ConvF(4.1, 4.1, 4.1); Calibrated: 7/29/2003
- Sensor-Surface: 4mm (Mechanical Surface Detection)
- Electronics: DAE3 Sn500; Calibrated: 12/23/2003
- Phantom: SAM 2; Type: SAM 2; Serial: 1050
- Measurement SW: DAS4, V4.2 Build 44; Postprocessing SW: SEMCAD, V1.8 Build 112

High Ch./Area Scan (6x7x1): Measurement grid: dx=15mm, dy=15mm

Reference Value = 8.17 V/m; Power Drift = 0.14 dB

Maximum value of SAR (measured) = 0.732 mW/g

[Info: Interpolated medium parameters used for SAR evaluation!](#)

High Ch./Zoom Scan (5x5x7)/Cube 0: Measurement grid: dx=7.5mm, dy=7.5mm, dz=5mm

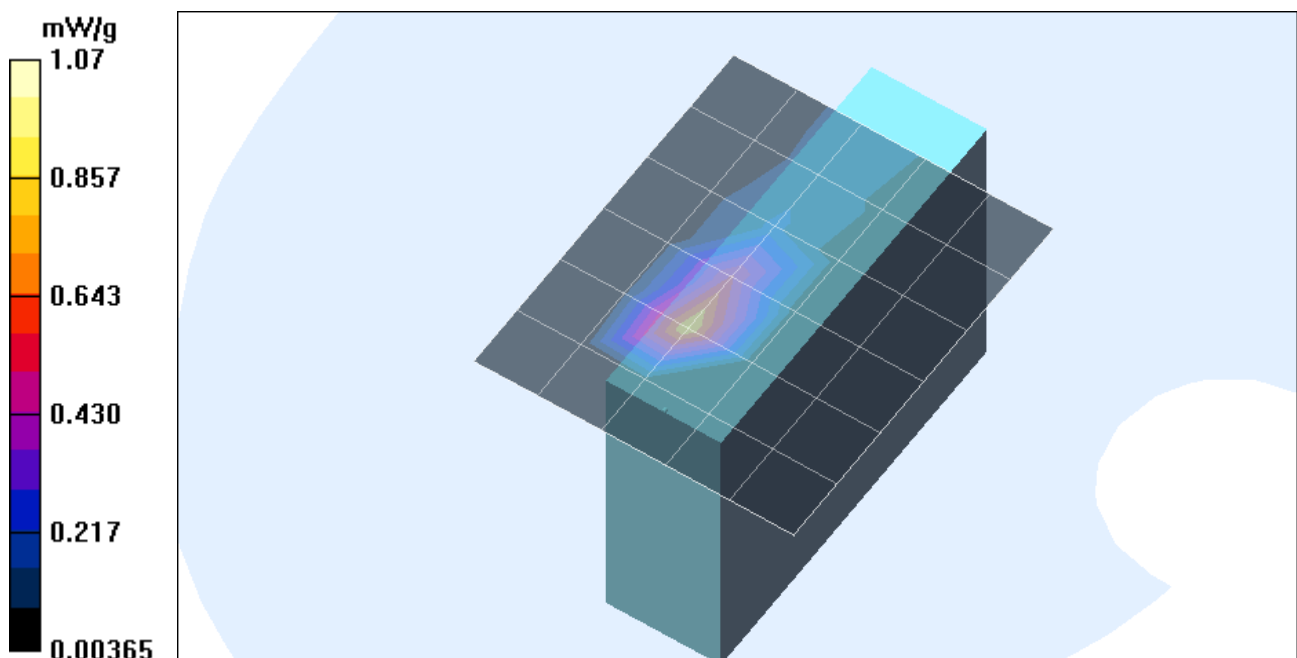
Reference Value = 8.17 V/m; Power Drift = 0.14 dB

Maximum value of SAR (measured) = 1.07 mW/g

Peak SAR (extrapolated) = 2.18 W/kg

SAR(1 g) = 0.834 mW/g; SAR(10 g) = 0.288 mW/g

[Info: Interpolated medium parameters used for SAR evaluation!](#)



Test Laboratory: The name of your organization

1_EUT Setup Configuration 1_802.11b

DUT: Apple; Type: A1084; Serial: N/A

DASY4 Configuration:

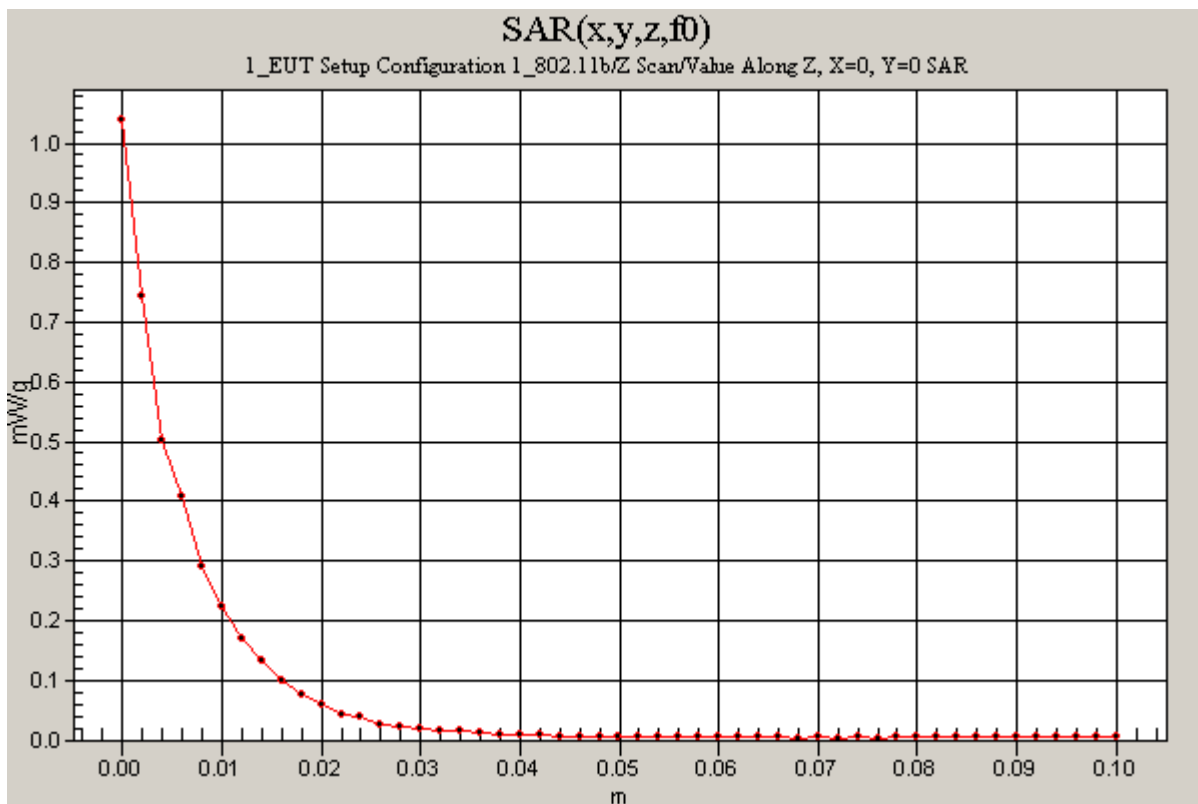
- Probe: ES3DV2 - SN3021; ConvF(4.1, 4.1, 4.1); Calibrated: 7/29/2003
- Sensor-Surface: 0mm (Fix Surface)
- Electronics: DAE3 Sn500; Calibrated: 12/23/2003
- Phantom: SAM 2; Type: SAM 2; Serial: 1050
- Measurement SW: DASY4, V4.2 Build 44; Postprocessing SW: SEMCAD, V1.8 Build 112

High Ch./Z Scan (1x1x51): Measurement grid: dx=20mm, dy=20mm, dz=2mm

Reference Value = 8.17 V/m; Power Drift = 0.14 dB

Maximum value of SAR (measured) = 1.04 mW/g

Info: [Interpolated medium parameters used for SAR evaluation!](#)



Test Laboratory: The name of your organization

2_EUT Setup Configuration 2_802.11b

DUT: Apple; Type: A1084; Serial: N/A

Ambient temperature = 23.0 deg. C; Liquid temperature = 22.0 deg. C

Communication System: 802.11b; Frequency: 2437 MHz; Duty Cycle: 1:1.033

Medium parameters used (interpolated): $f = 2437$ MHz; $\sigma = 1.97$ mho/m; $\epsilon_r = 52.6$; $\rho = 1000$ kg/m³

Phantom section: Flat Section

Measurement Standard: DAS4 (High Precision Assessment)

DASY4 Configuration:

- Probe: ES3DV2 - SN3021; ConvF(4.1, 4.1, 4.1); Calibrated: 7/29/2003
- Sensor-Surface: 4mm (Mechanical Surface Detection)
- Electronics: DAE3 Sn500; Calibrated: 12/23/2003
- Phantom: SAM 2; Type: SAM 2; Serial: 1050
- Measurement SW: DAS4, V4.2 Build 44; Postprocessing SW: SEMCAD, V1.8 Build 112

Middle Ch./Area Scan (8x8x1): Measurement grid: dx=15mm, dy=15mm

Reference Value = 6.39 V/m; Power Drift = -0.15 dB

Maximum value of SAR (measured) = 0.403 mW/g

[Info: Interpolated medium parameters used for SAR evaluation!](#)

Middle Ch./Zoom Scan (5x5x7)/Cube 0: Measurement grid: dx=7.5mm, dy=7.5mm, dz=5mm

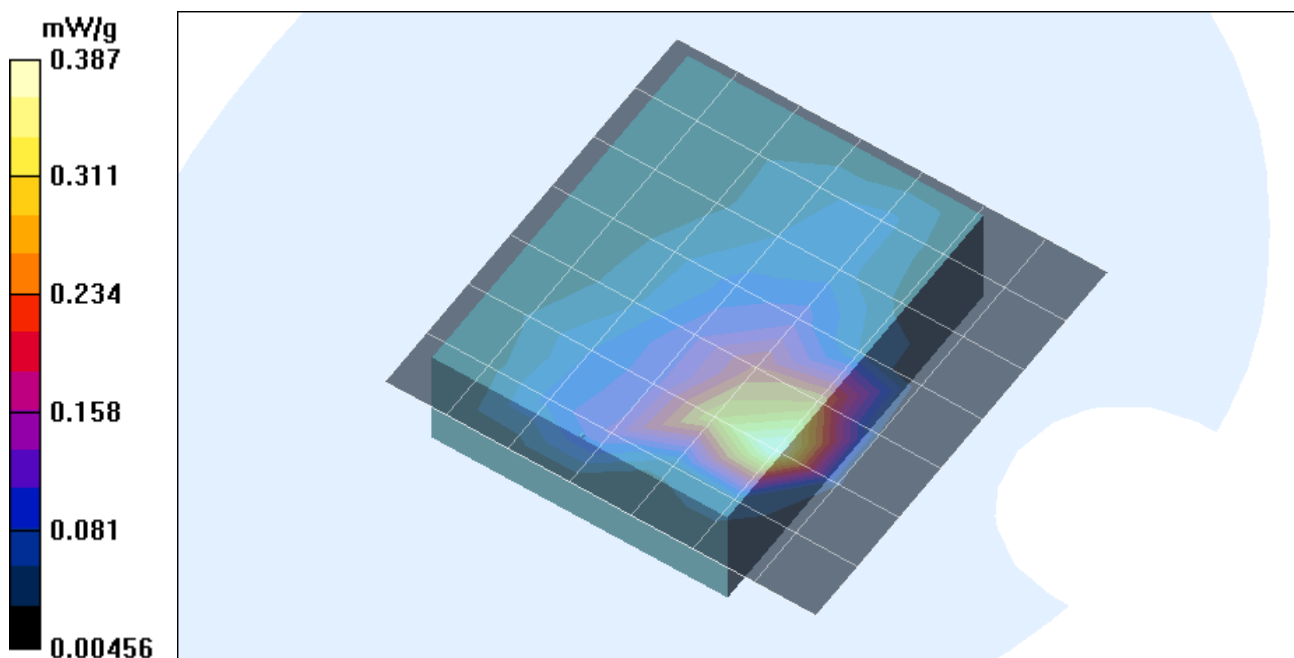
Reference Value = 6.39 V/m; Power Drift = -0.15 dB

Maximum value of SAR (measured) = 0.387 mW/g

Peak SAR (extrapolated) = 0.798 W/kg

SAR(1 g) = 0.377 mW/g; SAR(10 g) = 0.178 mW/g

[Info: Interpolated medium parameters used for SAR evaluation!](#)



Test Laboratory: The name of your organization

3_EUT Setup Configuration 3_802.11b

DUT: Apple; Type: A1084; Serial: N/A

Ambient temperature = 23.0 deg. C; Liquid temperature = 22.0 deg. C

Communication System: 802.11b; Frequency: 2437 MHz; Duty Cycle: 1:1.033

Medium parameters used (interpolated): $f = 2437$ MHz; $\sigma = 1.97$ mho/m; $\epsilon_r = 52.6$; $\rho = 1000$ kg/m³

Phantom section: Flat Section

Measurement Standard: DASY4 (High Precision Assessment)

DASY4 Configuration:

- Probe: ES3DV2 - SN3021; ConvF(4.1, 4.1, 4.1); Calibrated: 7/29/2003
- Sensor-Surface: 4mm (Mechanical Surface Detection)
- Electronics: DAE3 Sn500; Calibrated: 12/23/2003
- Phantom: SAM 2; Type: SAM 2; Serial: 1050
- Measurement SW: DASY4, V4.2 Build 44; Postprocessing SW: SEMCAD, V1.8 Build 112

Middle Ch./Area Scan (6x7x1): Measurement grid: dx=15mm, dy=15mm

Reference Value = 8.09 V/m; Power Drift = -0.11 dB

Maximum value of SAR (measured) = 0.573 mW/g

[Info: Interpolated medium parameters used for SAR evaluation!](#)

Middle Ch./Zoom Scan (5x5x7)/Cube 0: Measurement grid: dx=7.5mm, dy=7.5mm, dz=5mm

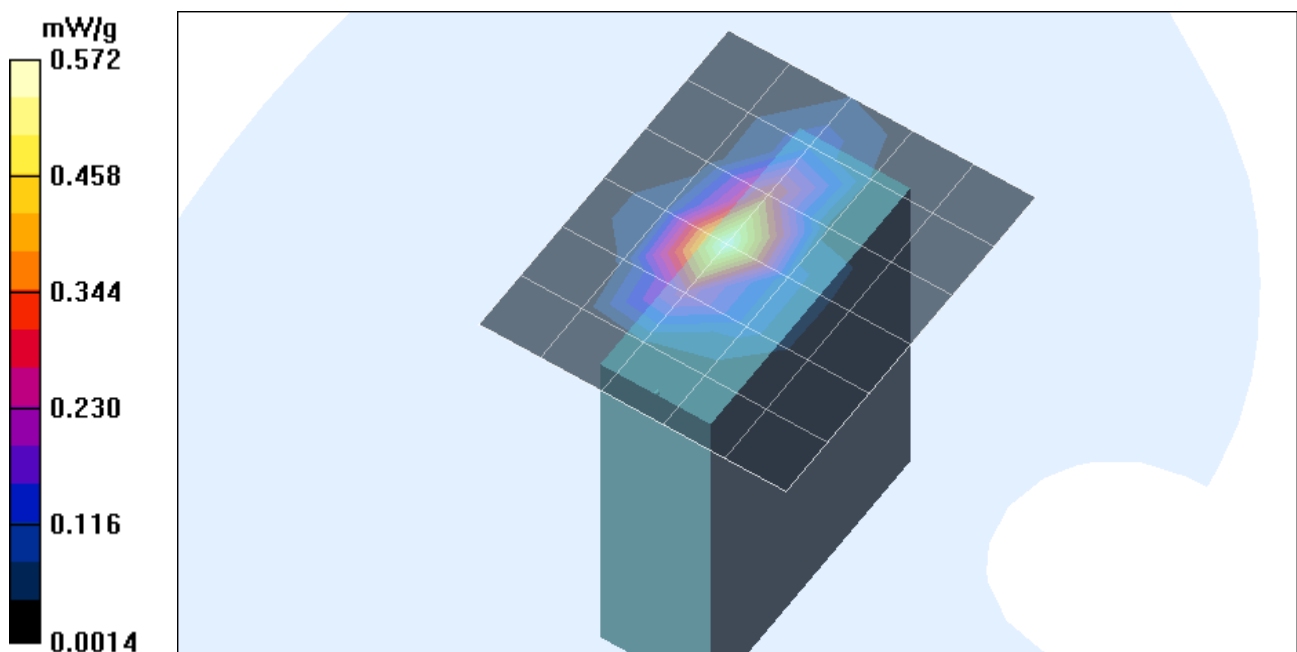
Reference Value = 8.09 V/m; Power Drift = -0.11dB

Maximum value of SAR (measured) = 0.572 mW/g

Peak SAR (extrapolated) = 1.03 W/kg

SAR(1 g) = 0.375 mW/g; SAR(10 g) = 0.115 mW/g

[Info: Interpolated medium parameters used for SAR evaluation!](#)



Test Laboratory: The name of your organization

4_EUT Setup Configuration 4_802.11b

DUT: Apple; Type: A1084; Serial: N/A

Ambient temperature = 23.0 deg. C; Liquid temperature = 22.0 deg. C

Communication System: 802.11b; Frequency: 2412 MHz; Duty Cycle: 1:1.033

Medium parameters used (interpolated): $f = 2412$ MHz; $\sigma = 1.94$ mho/m; $\epsilon_r = 52.7$; $\rho = 1000$ kg/m³

Phantom section: Flat Section

Measurement Standard: DASY4 (High Precision Assessment)

DASY4 Configuration:

- Probe: ES3DV2 - SN3021; ConvF(4.1, 4.1, 4.1); Calibrated: 7/29/2003
- Sensor-Surface: 4mm (Mechanical Surface Detection)
- Electronics: DAE3 Sn500; Calibrated: 12/23/2003
- Phantom: SAM 2; Type: SAM 2; Serial: 1050
- Measurement SW: DASY4, V4.2 Build 44; Postprocessing SW: SEMCAD, V1.8 Build 112

Low Ch./Area Scan (7x7x1): Measurement grid: $dx=15$ mm, $dy=15$ mm

Reference Value = 7.21 V/m; Power Drift = 0.15 dB

Maximum value of SAR (measured) = 0.638 mW/g

[Info: Interpolated medium parameters used for SAR evaluation!](#)

Low Ch./Zoom Scan (5x5x7)/Cube 0: Measurement grid: $dx=7.5$ mm, $dy=7.5$ mm, $dz=5$ mm


Reference Value = 7.21 V/m; Power Drift = 0.15 dB

Maximum value of SAR (measured) = 0.702 mW/g

Peak SAR (extrapolated) = 1.4 W/kg

SAR(1 g) = 0.601 mW/g; SAR(10 g) = 0.265 mW/g

[Info: Interpolated medium parameters used for SAR evaluation!](#)



Test Laboratory: The name of your organization

4_EUT Setup Configuration 4_802.11b

DUT: Apple; Type: A1084; Serial: N/A

Ambient temperature = 23.0 deg. C; Liquid temperature = 22.0 deg. C

Communication System: 802.11b; Frequency: 2437 MHz; Duty Cycle: 1:1.033

Medium parameters used (interpolated): $f = 2437$ MHz; $\sigma = 1.97$ mho/m; $\epsilon_r = 52.6$; $\rho = 1000$ kg/m³

Phantom section: Flat Section

Measurement Standard: DASy4 (High Precision Assessment)

DASY4 Configuration:

- Probe: ES3DV2 - SN3021; ConvF(4.1, 4.1, 4.1); Calibrated: 7/29/2003
- Sensor-Surface: 4mm (Mechanical Surface Detection)
- Electronics: DAE3 Sn500; Calibrated: 12/23/2003
- Phantom: SAM 2; Type: SAM 2; Serial: 1050
- Measurement SW: DASy4, V4.2 Build 44; Postprocessing SW: SEMCAD, V1.8 Build 112

Middle Ch./Area Scan (7x9x1): Measurement grid: dx=15mm, dy=15mm

Reference Value = 7.27 V/m; Power Drift = 0.0 dB

Maximum value of SAR (measured) = 0.603 mW/g

[Info: Interpolated medium parameters used for SAR evaluation!](#)

Middle Ch./Zoom Scan (5x5x7)/Cube 0: Measurement grid: dx=7.5mm, dy=7.5mm, dz=5mm

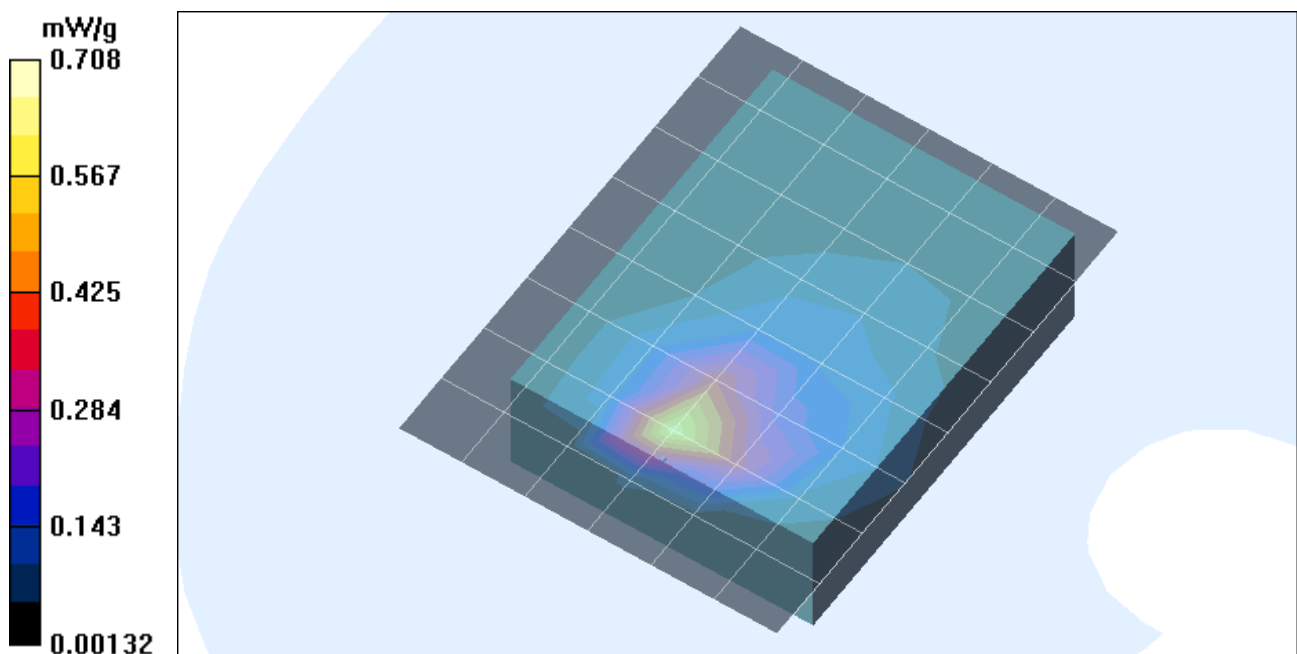
Reference Value = 7.27 V/m; Power Drift = 0.0 dB

Maximum value of SAR (measured) = 0.708 mW/g

Peak SAR (extrapolated) = 1.44 W/kg

SAR(1 g) = 0.609 mW/g; SAR(10 g) = 0.264 mW/g

[Info: Interpolated medium parameters used for SAR evaluation!](#)



Test Laboratory: The name of your organization

4_EUT Setup Configuration 4_802.11b

DUT: Apple; Type: A1084; Serial: N/A

DASY4 Configuration:

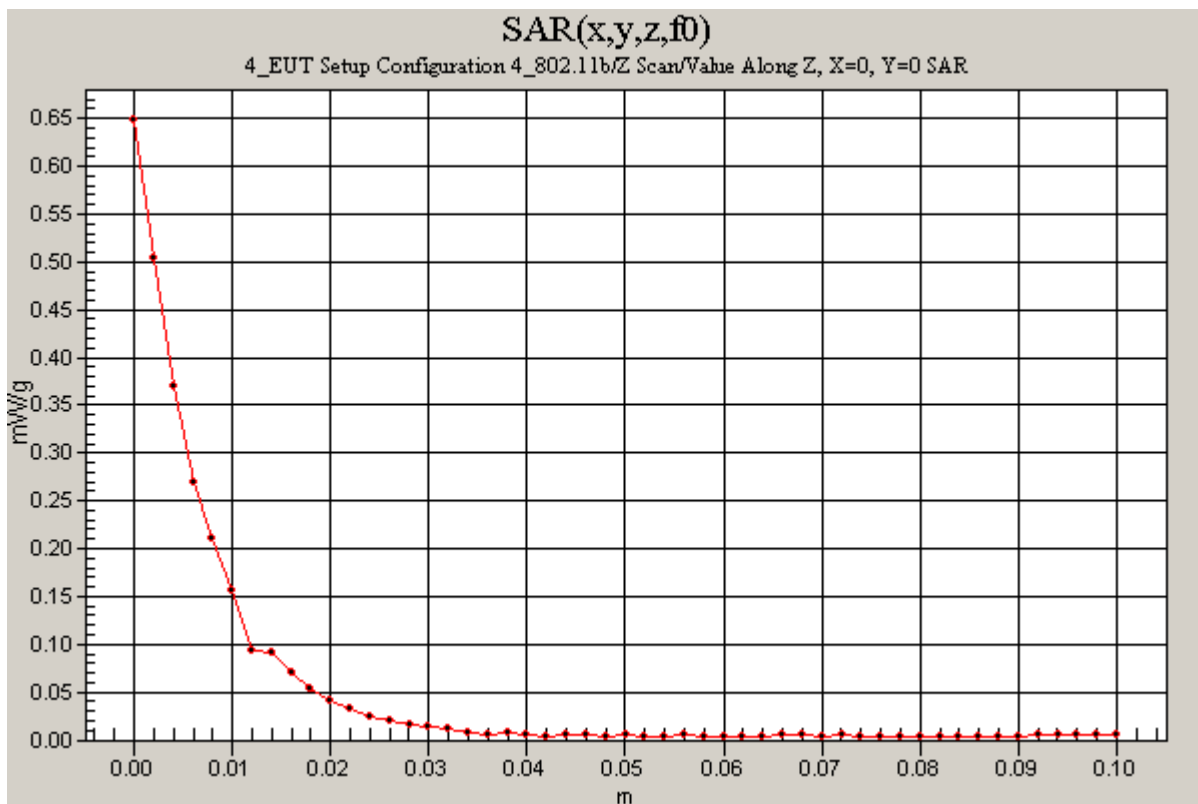
- Probe: ES3DV2 - SN3021; ConvF(4.1, 4.1, 4.1); Calibrated: 7/29/2003
- Sensor-Surface: 0mm (Fix Surface)
- Electronics: DAE3 Sn500; Calibrated: 12/23/2003
- Phantom: SAM 2; Type: SAM 2; Serial: 1050
- Measurement SW: DASY4, V4.2 Build 44; Postprocessing SW: SEMCAD, V1.8 Build 112

Middle Ch./Z Scan (1x1x51): Measurement grid: dx=20mm, dy=20mm, dz=2mm

Reference Value = 7.27 V/m; Power Drift = 0.1 dB

Maximum value of SAR (measured) = 0.649 mW/g

Info: Interpolated medium parameters used for SAR evaluation!



Test Laboratory: The name of your organization

4_EUT Setup Configuration 4_802.11b

DUT: Apple; Type: A1084; Serial: N/A

Ambient temperature = 23.0 deg. C; Liquid temperature = 22.0 deg. C

Communication System: 802.11b; Frequency: 2462 MHz; Duty Cycle: 1:1.033

Medium parameters used (interpolated): $f = 2462$ MHz; $\sigma = 2.01$ mho/m; $\epsilon_r = 52.5$; $\rho = 1000$ kg/m³

Phantom section: Flat Section

Measurement Standard: DAS4 (High Precision Assessment)

DASY4 Configuration:

- Probe: ES3DV2 - SN3021; ConvF(4.1, 4.1, 4.1); Calibrated: 7/29/2003
- Sensor-Surface: 4mm (Mechanical Surface Detection)
- Electronics: DAE3 Sn500; Calibrated: 12/23/2003
- Phantom: SAM 2; Type: SAM 2; Serial: 1050
- Measurement SW: DAS4, V4.2 Build 44; Postprocessing SW: SEMCAD, V1.8 Build 112

High Ch./Area Scan (7x7x1): Measurement grid: dx=15mm, dy=15mm

Reference Value = 6.29 V/m; Power Drift = -0.1 dB

Maximum value of SAR (measured) = 0.557 mW/g

[Info: Interpolated medium parameters used for SAR evaluation!](#)

High Ch./Zoom Scan (5x5x7)/Cube 0: Measurement grid: dx=7.5mm, dy=7.5mm, dz=5mm

Reference Value = 6.29 V/m; Power Drift = -0.1 dB

Maximum value of SAR (measured) = 0.643 mW/g

Peak SAR (extrapolated) = 1.55 W/kg

SAR(1 g) = 0.585 mW/g; SAR(10 g) = 0.236 mW/g

[Info: Interpolated medium parameters used for SAR evaluation!](#)

